



GAMMA

P O W E R S P O R T S



**QR CODES NOW AVAILABLE
ON SELECTED PRODUCTS.**



GAMMA
P O W E R S P O R T S

CONNECT WITH US...

WWW.GAMMAPOWERSPORTS.COM





INDEX

TERMS &
INDEX

#			
12-Volt Power Sockets	HOPKINS	84	
	SPX	84	
3 Snap Shields	ECHO	82	
	GMAX	54	
5 Snap Shields	ECHO	82	

NEW

HELMETS

A

A-Arm Ball Joints	SPX	423-426
A-Arm Braces	SPX	214
A-Arm Bushing Kits	SPX	414-417
A-Arms	SPX	409-413
ACF-50	Corrosion Solutions.....	1082
	Displays.....	1108
ACS	Carbides.....	370-398
	Exhaust Spring Pullers.....	849
	Ice Scratchers.....	272
Adapters	RAM MOUNTS	155
Adhesives - Epoxies	PERMATEX	1078
Adhesives - Silicone	PERMATEX	1078
Adhesives - Super Glues	PERMATEX	1078
Air & Pressure Sensors	SPX	1039
Air Box Flanges	SPX	688
Air Filter Cleaners	MAXIMA RACING OILS	1066-1069
Air Filter Oils	MAXIMA RACING OILS	1069
	TORCO	1072
Air Filters	SPX	719-720
ALL BALLS RACING	Ball Mounts.....	1044
	Carburetor Repair Kits.....	701-707
	Chain Case Bearings.....	301-321
	Chain Case Chain Tensioners.....	301
	Suspension Bearings.....	298-299
	Trailer Balls.....	1044
	Trailer Ski Guides.....	1056
ANCASTER PLASTICS	RALERI	83
Anti-Fogs	MAXIMA RACING OILS	1063
Anti-Freezes	PRESTONE	1085
Anti-Seizes	PERMATEX	1081
Apparel Sizing Charts	SWEET	118
Aquaboxes	RAM MOUNTS	156-160
Armature Coils	SPX	910
Arms	RAM MOUNTS	154
ARROWHEAD	Starter Drives.....	969-979
	Starter Flex Shafts.....	964-971
	Starter Rebuild Kits.....	964-979
	Starter Solenoids.....	982-984
	Starters.....	964-980
	Stators.....	1002
	Voltage Regulators.....	936-938
Assembly Greases	MAXIMA RACING OILS	1064
Assembly Lubricants	MAXIMA RACING OILS	1064
	PERMATEX	736
	TORCO	736
Audio Systems	LEXIN	164-166

A		
Avalanche Probes	SNOBUNJE	213
Axle Greases	INTERPARTS	1072
Axle Tools	SPX	1090
	VENOM	542

B

Backer Plates	STUD BOY	265-267
	WOODY'S	259-260
Backpacks	FLY RACING	173
BAFFIN	Base Layers.....	121
	Boot Liners.....	134-139
	Boots - Hunting.....	136
	Boots - Snow.....	134-139
	Boots - Youth Snow.....	138-140
	Cush Booties.....	140
	Cush Booties - Youth.....	140
	Displays.....	1103
	Fog Off Masks.....	123
	Gloves - Snow.....	131-132
	Hoods.....	123
	Neckwarmers.....	123
	Socks.....	122
	Toques.....	123
Balaclavas	FLY RACING	124
	GEARS CANADA	124
	SPX	124
Ball Caps	TAG METALS	1105
Ball Joints	SPX	423-426
Ball Mounts	ALL BALLS RACING	1044
	KFI	562
Balls	RAM MOUNTS	152-160
Banners	CORTECH	1104
	FLY RACING	1102
	GGB EXHAUST	1108
	TAG METALS	1105
	TORCO	1106
	TOURMASTER	1104
	FLY RACING	196
	POWERMADD	196
	FLY RACING	196
	POWERMADD	197-201
	SPX	196-201
Base Layers	BAFFIN	121
Bases	RAM MOUNTS	152-160
Batteries	MOTOCROSS	883-889
	SPX	883-889
	YACHT	889
	YUASA	882-889
Battery Acid	YUASA	888
Battery Chargers	YUASA	897
Battery Cleaners & Sealants	GUMOUT	1079
	PERMATEX	1079
Battery Maintainers	YUASA	897

HELMET
ACCESSORIES

APPAREL

ACCESSORIES

TRACKS &
SUSPENSION

STEERING

TRANS
MISSION

PLOW &
WINCH

WIND
SHIELDS

BRAKES &
CARR.

ENGINE
PARTS

ELECTRICAL

TRAILER

CHEMICALS

TECH &
TOOLS

P.O.P

INDEX

B		
Battery Nuts & Bolts	YUASA	888
Battery Straps	SPX	896
Battery Tender Adapters	YUASA	896
Battery Tenders	YUASA	897
Battery Terminal Covers	YUASA	888
Battery Testers	YUASA	896-897
Battery Trays	YUASA	888
Bearing Greases	KLUBER	736
Bearing Housings	SPX	300
Bearings - Chain Case	ALL BALLS RACING	301-321
Bearings - Crankshaft	CVTECH-AAB	785-786
	KML	786
	NTN	784-785
	SPX	782-784
	SPX	738-776
	ALL BALLS RACING	298-299
Bearings - Piston Needle	ECONOMY BRAND	298
	KML	298
	NTN	297-299
	PPD INDUSTRIES	287
	RBI BEARINGS	298
Bearings - Suspension	KML	298
	NTN	297
	SPX	186
Bearings - Trailer Wheel	SPX	464
Belly Pan Caps	DAYCO	463-475
	GATES	450-461
	TIMKEN	485-490
	SPX	816-820
	TIMKEN	815
Belt Holders	SPX	175
Belts - Drive	LEXIN	165-166
	LEXIN	164-166
Belts - Fan/Waterpump	SPRAY NINE	1084
	SPX	296
Beverage Holders	YUASA	897
Bluetooth Intercom Parts & Accessories	SPX	896
Bluetooth Intercom Systems	BAFFIN	134-139
Boat Cleaners	FLY RACING	133
	FLY RACING	133
	BAFFIN	136
Bogie Wheels	BAFFIN	134-139
Booster Cables	FLY RACING	133
Booster Pack Air Compressor	BAFFIN	138-140
Boot Liners	BAFFIN	174
Boot Parts & Accessories	EMGO	174
	BOYESEN	Carburetor Flanges..... 871-873
Boots - Hunting		Reed Petals..... 871-875
		Reed Valve Flanges..... 872-873
		Reed Valve Gaskets..... 871-874
		Reed Valves..... 871-874
		POWERMADD 202
Boots - Snow	SPX	636-637
Boots - Youth Snow		
Boxes		
Brake Cables		

B		
Brake Calipers	SPX	621
Brake Cleaners	GUMOUT	1080
	TORCO	1072
Brake Controllers - Trailer	HOPKINS	1047
Brake Fluids	MAXIMA RACING OILS	1065
Brake Levers	SPX	620, 660
Brake Light Switches	SPX	1029-1031
Brake Lubricants	PERMATEX	1081
Brake Master Cylinder Rebuild Kits	SPX	670
Brake Pads	SPX	620-632
Brake Rotor Covers	SKINZ PROTECTIVE GEAR	215
Brake Shoes	SPX	620
BRONCO	Connecting Rods..... 769	
	Fuel Container Parts & Accessories..... 218	
	Heated Grip/Thumb Parts & Accessories..... 204	
	Heated Grips..... 204	
	Oil Filters..... 863-864	
	Plow Blades..... 600	
	Plow Mounts..... 600	
	Plow Parts & Accessories..... 600	
	Plow Push Tubes..... 600	
	Siphoning Tools..... 1098	
	Starter Solenoids..... 992	
	Tail Light Lenses..... 1027	
	Temperature Sensors..... 1035	
	Utility Cans..... 218	
	Voltage Regulators..... 936-957	
	Winch Cable Bumpers..... 558	
	Winch Cables & Ropes..... 556-557	
	Winch Fairleads..... 556-557	
	Winch Gears..... 557	
	Winch Remotes & Switches..... 556-558	
	Winch Solenoids..... 557-558	
	Winch Straps..... 557	
	Winch Wiring..... 558	
	Winches..... 556	
Bulb Holders	SPX	901
Bulbs	ODX	1011-1014
	SOLERO	1016-1020
	SPX	1016-1020
Bumpers - Front	KFI	182
	SKINZ PROTECTIVE GEAR	181
	SPX	178-181
Bumpers - Rear	KFI	182
	SKINZ PROTECTIVE GEAR	181
	SPX	179-181
Bushings - A-Arm	SPX	414-417
Bushings - Clutch	EPI	523-540
	SPX	530-535
	VENOM	518
Bushings - Front End	SPX	428-429

INDEX

B

Bushings - Idler	PPD INDUSTRIES	294
Bushings - Radius Rod	SPX	427-441
Bushings - Shock	SPX	352
Bushings - Ski	SPX	427-429
Bushings - Suspension	SPX	358, 428
Bushings - Suspension Springs	SPX	354
Bushings - Sway Bar	SPX	407
Bushings - Trailing Arm	SPX	427

C

Cable Adjusters	SPX	669
Cable Ends	SPX	669
Cable Lubers	EMGO	1094
Cables - Brake	POWERMADD	202
	SPX	636-637
Cables - Choke	SPX	661-662
Cables - Hood	SPX	186
Cables - Oil Pump	SPX	669
Cables - Speedometer	SPX	666-669
Cables - Throttle	POWERMADD	202
	SPX	202, 645-655
Cam Timing Sensors	SPX	1033
CAMSO SNOW TRACKS	Track Clips.....	242-246
	Tracks.....	227-240
Carbides	ACS	370-398
	SPX	364-397
	STUD BOY	371-376
	WOODY'S	364-398
Carburetor Cleaners	GUMOUT	1080
Carburetor Diaphragms	WINDEROSA	700-711
Carburetor Flanges	BOYSEEN	871-873
	SPX	672-686
	V-FORCE	877
Carburetor Floats	SPX	708
Carburetor Gaskets	SPX	708-709
	WINDEROSA	721
Carburetor Jet Tools	SPX	709
	WINDEROSA	689
Carburetor Main Jets	SPX	710
Carburetor Needle Valves	SPX	709
	WINDEROSA	712
Carburetor Pilot Jets	SPX	709
Carburetor Repair Kits	ALL BALLS RACING	701-707
	SPX	700
	WINDEROSA	700
Carburetor Welch Plugs	SPX	712
Cargo Bars	STEADYMATE	1054
Cargo Boxes	EMGO	174
Cargo Nets	ERICKSON	1052
	SPX	1052
Casual Wear - T-Shirts	TAG METALS	1105
Catalogues	DAYCO	1108

C

Catalogues	GAMMA	1108
	IRC	1108
	K100 FUEL TREATMENTS	1108
	KFI	1108
	MBRP	1108
	SBS	1108
	SHARK	1101
	SHINKO	1108
	YUASA	1108
CDI Boxes	SPX	902-906
Cell Phone Chargers	ECHO	85
	EMGO	85
	LEXIN	162
	POWERMADD	85
	RAM MOUNTS	158
Cell Phone Holders	RAM MOUNTS	156-160
Chain Breakers	EMGO	1093
Chain Brushes	EMGO	1093
Chain Case Bearings	ALL BALLS RACING	301-321
Chain Case Chain Tensioners	ALL BALLS RACING	301
	SPX	500-502
Chain Case Chains	SPORTECH	553
	SPX	517
	VENOM	517-528
Chain Case Gaskets	SPX	502-503
Chain Case Gears	SPORTECH	553
	SPX	515-516
	VENOM	515-528
Chain Case Oils	MAXIMA RACING OILS	517, 1066
	TORCO	517
Chain Case Seals	SPX	495-503
Chain Cleaners	MAXIMA RACING OILS	1067
Chain Lubricants	GUMOUT	1080
	KLOTZ	517
	MAXIMA RACING OILS	1068
	TORCO	1072
Chain Pullers	EMGO	1093
Chain Riveting Tools	EMGO	1093
Chassis Reinforcement Kits	SPX	215
Cheek Pads	FLY RACING	94-95
	GMAX	87-91
Chest Protectors	FLY RACING	146-147
	TEKRIDER	145
Chest Protectors - Youth	FLY RACING	146-147
	TEKRIDER	145
Choke Cables	SPX	661-662
Choke Conversion Kits	SPX	665
Choke Levers	SPX	665
Choke Nuts	SPX	665
Cigarette Lighter Sockets	HOPKINS	84
	SPX	84

INDEX

C		
Circlips	SPX	738-761
Cleaners - Air Filter	MAXIMA RACING OILS	1066-1069
Cleaners - Battery	GUMOUT	1079
	PERMATEX	1079
Cleaners - Brakes	GUMOUT	1080
	TORCO	1072
Cleaners - Carburetor	GUMOUT	1080
Cleaners - Chain	MAXIMA RACING OILS	1067
Cleaners - Degreasers	PERMATEX	1077
	SPRAY NINE	1083
Cleaners - Disinfectants	ODOR-AID	1085
	SPRAY NINE	1083
Cleaners - Electrical Contacts	MAXIMA RACING OILS	1067
	PERMATEX	1079
	SPRAY NINE	1083
Cleaners - Glass	FAST ORANGE	1084
Cleaners - Hands	SPRAY NINE	1084
Cleaners - Marine	SPRAY NINE	1084
Cleaners - Parts	SPRAY NINE	1084
Cleaners - Suspension	MAXIMA RACING OILS	1068
Cleaners & Sealants	MAXIMA RACING OILS	1067-1068
	TORCO	1072
Clutch Bushings	EPI	523-540
	SPX	530-535
	VENOM	518
Clutch Cam Sliders	SPX	508-537
Clutch Compressors	EPI	542
	SPX	541
Clutch Helix	VENOM	518
Clutch Holders	EMGO	1094
	SPX	541, 1090
Clutch Kits	SPX	532-536
Clutch Offset Tools	SPX	541
Clutch Pins	SPX	541
	VENOM	518
Clutch Pullers	EPI	542
	SPX	542-552
	VENOM	542
Clutch Ramps	VENOM	529
Clutch Rollers	SPX	533-540
	VENOM	525
Clutch Springs	EPI	520-523
	VENOM	519-525
Clutch Tool Kits	SPX	541, 1090
Clutch Washers	VENOM	518-524
Clutch Weight Changers	SPX	542
Clutch Weights	SPX	530-537
	VENOM	525
Clutches	SPORTECH	553
	VENOM	518
COBRA	Windshields.....	602-605
Cold Weld Compounds	PERMATEX	1078

C		
Communication Systems	LEXIN	164-166
Communicator Parts & Accessories	LEXIN	165-166
Complete Engine Gaskets	SPX	764-807
	VERTEX	789-801
Compression Shorts	FLY RACING	148
Condensors	SPX	921
Connecting Rods	BRONCO	769
	SPX	769-775
Contact Cleaners	TORCO	1072
Coolant Tanks	SPX	733
Coolants	MAXIMA RACING OILS	1063
	PRESTONE	1085
	Corrosion Solutions.....	1082
	Displays.....	1108
	Waterproof Greases.....	1082
Corrosion Solutions	ACF-50	1082
	CORROSION BLOCK	1082
CORTECH	Banners.....	1104
	Stickers.....	1104
Covers	GEARS CANADA	168-170
	SPX	167
Cradles	RAM MOUNTS	156-160
Crankshaft Bearings	CVTECH-AAB	785-786
	KML	786
	NTN	784-785
	SPX	782-784
Crankshaft Seals	SPX	776-812
Crankshaft Washers	SPX	771
Crankshaft Webs	SPX	765-768
Cross Shafts	SPX	322
Cup Holders	RAM MOUNTS	156-160
Cush Booties	BAFFIN	140
Cush Booties - Youth	BAFFIN	140
CVTECH-AAB	Crankshaft Bearings.....	785-786
CYCLE COUNTRY	Plow Mounts.....	593-596
Cylinders	SPX	808-810
D		
DAYCO	Catalogues.....	1108
	Drive Belts.....	463-475
Decals	CORTECH	1104
	FLY RACING	1102-1103
	GGB EXHAUST	1108
	SHARK	1101
	TAG METALS	1105
	TORCO	1106
Degreasers	PERMATEX	1077
	SPRAY NINE	1083
	PERMATEX	1079
Dielectric Greases	SPX	933-935
Dimmer Switches	SPX	922, 1032
Diodes	SPX	421
Directional Arms	SPX	421

INDEX

D

Disinfectants	ODOR-AID	1085
	SPRAY NINE	1083
Displays	ACF-50	1108
	BAFFIN	1103
	CORROSION BLOCK	1108
	FLY RACING	1101
	GAMMA	1100-1104
	GMAX	1100
	K100 FUEL TREATMENTS	1106
	KFI	1105
	RAM MOUNTS	1107
	TORCO	1106
	TWO BROTHERS RACING	1106
	WOODY'S	1104
	YACHT	1107
	YUASA	1107
Dollies	SKI PROTECT	1088
	SPX	1088-1089
Drive Belt Holders	SPX	464
Drive Belt Install Tools	SPX	541, 1092
	VENOM	541
Drive Belts	DAYCO	463-475
	GATES	450-461
	TIMKEN	485-490
Dual Sport Helmets	GMAX	50-52
	JOE ROCKET	60-64
Dual Sport Helmets - Youth	GMAX	72

E

ECHO	Cell Phone Chargers.....	85
	Helmet Lenses/Shields.....	82
	Helmet Quick Release Clips.....	82
ECONOMY BRAND	Suspension Bearings.....	298
Elbow Guards	FLY RACING	149
Electrical Contact Cleaners	MAXIMA RACING OILS	1067
	PERMATEX	1079
Electrical Trailer Connector	HOPKINS	1047
EMGO	Cable Lubers.....	1094
	Cargo Boxes.....	174
	Cell Phone Chargers.....	85
	Chain Breakers.....	1093
	Chain Brushes.....	1093
	Chain Pullers.....	1093
	Chain Riveting Tools.....	1093
	Clutch Holders.....	1094
	Exhaust Springs.....	849
	Float Bowl Drain Wrenches.....	1094
	Float Height Gauges.....	1094
	Fuel Line.....	722
	Impact Drivers.....	1094
	Oil Filters.....	870
	Shock Spanner Wrenches.....	1094
	Spark Plug Wrenches.....	1094

E

EMGO	T-Handle Tools.....	1091
	Tire Pressure Gauges.....	1093
Engine Assembly Lubes	MAXIMA RACING OILS	1064
	PERMATEX	736
	TORCO	736
Engine Gaskets	SPX	764-807
	VERTEX	789-801
Engine Mounts	SPX	829
Engine Oils	KLOTZ	1073
	MAXIMA RACING OILS	1058-1062
	TORCO	1070-1071
EPI	Clutch Bushings.....	523-540
	Clutch Compressors.....	542
	Clutch Pullers.....	542
	Clutch Springs.....	520-523
Epoxies	PERMATEX	1078
ERICKSON	Cargo Nets.....	1052
	Recovery Straps.....	1052
	Tie Down Anchors.....	1052
	Tie-Downs.....	1050-1052
Exhaust Cooking Pots	SPX	175
Exhaust Gaskets	SPX	846-847
Exhaust Joints	SPX	849-851
Exhaust Mounts	SPX	850
Exhaust Sensor Modules	SPX	862
Exhaust Spring Pullers	ACS	849
	GGB EXHAUST	849
	SPX	849
	WOODY'S	849
Exhaust Springs	EMGO	849
	SPX	848
Exhaust Valve Cables	SPX	860
Exhausts	EXSOUND	837
EXO	Ski Mounts.....	397
	Skis.....	397
EXSOUND	Mufflers.....	837
	FLY RACING	141-142
	SPX	143-144
	ZOAN	59
	ALL BALLS RACING	1044
F		
Fan/Waterpump Belts	SPX	816-820
	TIMKEN	815
FAST ORANGE	Hand Cleaners.....	1084
Filters - Air	SPX	719-720
Filters - Fuel	SPX	713-718
Filters - Oil	BRONCO	863-864
	EMGO	870
	FRAM FILTERS	865-866
	PROFILTER	867
	SPX	713, 864

INDEX

F

Float Bowl Drain Wrenches	EMGO	1094
Float Height Gauges	EMGO	1094
Fluid Spouts	HOPKINS	1098
FLY RACING		
Backpacks		173
Balaclavas		124
Banners		1102
Boot Liners		133
Boot Parts & Accessories		133
Boots - Snow		133
Cheek Pads		94-95
Chest Protectors		146-147
Chest Protectors - Youth		146-147
Compression Shorts		148
Displays		1101
Elbow Guards		149
Gear Bags		172
Gloves - MX		130-131
Gloves - Snow		130
Goggle Lenses		142
Goggle Storage		142
Goggles		141-142
Goggles - Youth		142
Handlebar Clamps		196
Handlebar Pads		196
Handlebar Risers		196
Handlebars		194-195
Heated Apparel Parts & Accessories		129-130
Heated Gloves		129-130
Helmet Bags		83
Helmet Breath Guards		66-68
Helmet Peaks		66-95
Helmet Replacement Parts		95
Hydration Packs		174
Jackets - Snow		119-120
Kidney Belts		149
Kill & Safety Tether Switches		933
Knee Guards		149
Liners		94-95
Long Sleeve Protective Suits		148
MX Helmets		66-68
MX Helmets - Youth		76-78
Pants - Snow		119-120
Promotional Items		1102
Stickers		1102-1103
T-Handle Tools		1091
Tool Bags		174
Track Tapes		1102
Fly Wheel Pullers	SPX	1091
Fog Off Masks	BAFFIN	123
	SPX	124
Fogging Oils	KLOTZ	1073
Fogstop - Helmet Lens Inserts	RALERI	83

F

Foot Rests	SPX	216
Footwear - Boot Liners	BAFFIN	134-139
	FLY RACING	133
	FLY RACING	133
Footwear - Boot Parts & Accessories	BAFFIN	140
Footwear - Cush Booties	BAFFIN	136
Footwear - Hunting Boots	BAFFIN	134-139
Footwear - Snow Boots	BAFFIN	133
	FLY RACING	133
	BAFFIN	122
Footwear - Socks	BAFFIN	140
Footwear - Youth Cush Booties	BAFFIN	138-140
Footwear - Youth Snow Boots	BAFFIN	323
FOX		
FRAM FILTERS		
Front Bumpers	KFI	182
	SKINZ PROTECTIVE GEAR	181
	SPX	178-181
Front End Bushing Kits	SPX	428-429
Fuel Accelerator	TORCO	1072
Fuel Cans	BRONCO	218
	LC	218
	MATRIX	219
Fuel Caps	SPX	723-725
Fuel Container Parts & Accessories	BRONCO	218
	LC	218
	MATRIX	219
Fuel De-Icers	SPX	1073
Fuel Filters	SPX	713-718
Fuel Gauges	SPX	723
Fuel Line	EMGO	722
	SPX	722
	TRUBLUE	722
Fuel Line Clamps & Fittings	SPX	716-722
Fuel Petcocks	SPX	721
Fuel Primers	SPX	712
Fuel Pump Repair Kits	SPX	689
	VERTEX	689
	WINDEROSA	689-693
Fuel Pumps	SPX	696-700
Fuel Shut Offs	SPX	721
Fuel Tank & Rad Repair Kits	PERMATEX	1078
Fuel Treatments	GUMOUT	1085
	K100 FUEL TREATMENTS	1086
	KLOTZ	1073
	MAXIMA RACING OILS	1064-1066
	SPX	1073
	TORCO	1072
Fuel Valves	SPX	721
Full Face Helmets	JOE ROCKET	60
Full Face Helmets - Youth	GMAX	70

INDEX

F

Funnels	HOPKINS	1097-1098
	MATRIX	1097
	MR.FUNNEL	1097
Fuses	SPX	902

G

GAMMA	Catalogues	1108
	Displays	1100-1104
	Promotional Items	1108
GARLAND MANUFACTURING	Sliders	273
	Tunnel Protectors	272
Gas Cans	BRONCO	218
	LC	218
	MATRIX	219
	SPX	723-725
Gas Caps	BRONCO	218
Gas Container Parts & Accessories	LC	218
	MATRIX	219
	SPX	723
Gas Gauges	SPX	723
Gas Line	EMGO	722
	SPX	722
	TRUBLUE	722
Gas Line Clamps & Fittings	SPX	716-722
Gasket Makers	PERMATEX	1074
Gasket Sealants	PERMATEX	1074-1075
Gaskets - Carburetor	SPX	708-709
	WINDEROSA	721
Gaskets - Chain Case	SPX	502-503
Gaskets - Engine	SPX	764-807
	VERTEX	789-801
Gaskets - Engine Top End	SPX	803-805
	VERTEX	789-801
Gaskets - Exhaust	SPX	846-847
Gaskets - Reed Valves	BOYESAN	871-874
	SPX	877
	V-FORCE	876
GATES	Drive Belts	450-461
Gear Bags	FLY RACING	172
Gears - Chain Case	SPORTECH	553
	SPX	515-516
	VENOM	515-528
GEARS CANADA	Balaclavas	124
	Helmet Bags	83
GGB EXHAUST	Banners	1108
	Exhaust Spring Pullers	849
	Mufflers	836-837
	Stickers	1108
Glass Cleaners	SPRAY NINE	1083
Gloves - MX	FLY RACING	130-131
Gloves - Snow	BAFFIN	131-132
	FLY RACING	130
	JOE ROCKET	127-128

G

Gloves - Snow	SWEEP	125-126
	ZOAN	129
Glues	PERMATEX	1078
GMAX	Cheek Pads	87-91
	Displays	1100
	Dual Sport Helmets	50-52
	Dual Sport Helmets - Youth	72
	Full Face Helmets - Youth	70
	Helmet Bags	83
	Helmet Breath Guards	52-91
	Helmet Chin Curtains	87-91
	Helmet Electric Shield Cords	84
	Helmet Lenses/Shields	46-92
	Helmet Peaks	55-92
	Helmet Replacement Parts	86-92
	Liners	87-91
	Modular Helmets	46-48
	Open Face Helmets	54-55
	Open Face Helmets - Youth	73-74
Goggle Batteries	SPX	143
Goggle Garage	FLY RACING	142
Goggle Lenses	FLY RACING	142
	SPX	143-144
Goggle Storage	FLY RACING	142
Goggle Tear Offs	ZOAN	59
Goggles	FLY RACING	141-142
	SPX	143-144
	ZOAN	59
Goggles - Youth	FLY RACING	142
GPS Holders	RAM MOUNTS	156
Grab Handles	SPX	195
Greases - Assembly	MAXIMA RACING OILS	1064
Greases - Axle	INTERPARTS	1072
Greases - Bearing	KLUBER	736
Greases - Dielectric	PERMATEX	1079
Greases - Multi Purpose	MAXIMA RACING OILS	1064
Greases - Multi Purposes	CORROSION BLOCK	1082
Greases - Synthetic	PERMATEX	1080
Greases - White Lithium	GUMOUT	1080
	PERMATEX	1080
	SPORTECH	203
	SPX	203
	SPX	850
Grommets	Battery Cleaners & Sealants	1079
GUMOUT	Brake Cleaners	1080
	Carburetor Cleaners	1080
	Chain Lubricants	1080
	Octane Boosters	1085
	Penetrating Oils	1080
	Silicone Lubricants	1080
	White Lithium Greases	1080

INDEX

H

Hand Cleaners	FAST ORANGE	1084
Handguard Mirrors	POWERMADD	207-210
Handguard Mounts	POWERMADD	206-210
Handguard Parts & Accessories	POWERMADD	206-209
Handguards	POWERMADD	206-211
Handlebar Bar Ends	SPORTECH	203
Handlebar Chargers	ECHO	85
	EMGO	85
	LEXIN	162
	POWERMADD	85
	RAM MOUNTS	158
Handlebar Clamps	FLY RACING	196
	POWERMADD	199-200
Handlebar Grips	SPORTECH	203
	SPX	203
	SPX	195
Handlebar Handles	SPX	195
Handlebar Muffs	SPX	204
Handlebar Pads	FLY RACING	196
	POWERMADD	196
Handlebar Risers	FLY RACING	196
	POWERMADD	197-201
	SPX	196-201
Handlebars	FLY RACING	194-195
	SPX	195
Headlight Assemblies	SPX	1021
Headwear - Balaclavas	FLY RACING	124
	GEARS CANADA	124
	SPX	124
Headwear - Ball Caps	TAG METALS	1105
Headwear - Fog Off Mask	BAFFIN	123
	SPX	124
Headwear - Hoods	BAFFIN	123
Headwear - Neckwarmers	BAFFIN	123
Headwear - Toques	BAFFIN	123
Heated Apparel Parts & Accessories	FLY RACING	129-130
	FLY RACING	129-130
Heated Gloves	FLY RACING	129-130
	FLY RACING	129-130
Heated Grip/Thumb Parts & Accessories	BRONCO	204
	SPX	205, 933
Heated Grips	BRONCO	204
	SPX	205
	SPX	203
Heated Riser Bags	SPX	203
Heated Throttle Lever	SPX	658-659
Helmet Bags	FLY RACING	83
	GEARS CANADA	83
	GMAX	83
	FLY RACING	66-68
Helmet Breath Guards	GMAX	52-91
	JOE ROCKET	92-93
	GMAX	87-91
Helmet Chin Curtains	JOE ROCKET	93
Helmet Electric Shield Cords	GMAX	70-84
	SPX	83-86

H

Helmet Lens Inserts	RALERI	83
Helmet Lenses/Shields	ECHO	82
	GMAX	46-92
	JOE ROCKET	60-64
	ZOAN	56-83
Helmet Peaks	FLY RACING	66-95
	GMAX	55-92
	JOE ROCKET	93
Helmet Quick Release Clips	ECHO	82
Helmet Replacement Parts	FLY RACING	95
	GMAX	86-92
	JOE ROCKET	92-93
	GMAX	80
Helmet Sizing Charts	JOE ROCKET	80
	FLY	80
	ZOAN	80
	FLY RACING	94-95
Helmets - Cheek Pads	GMAX	87-91
	GMAX	50-52
Helmets - Dual Sport	JOE ROCKET	60-64
Helmets - Full Face	JOE ROCKET	60
Helmets - Liners	FLY RACING	94-95
	GMAX	87-91
Helmets - Modular	GMAX	46-48
	JOE ROCKET	62
	ZOAN	56
Helmets - MX	FLY RACING	66-68
	ZOAN	58
Helmets - Open Face	GMAX	54-55
Helmets - Youth Dual Sport	GMAX	72
Helmets - Youth Full Face	GMAX	70
Helmets - Youth MX	FLY RACING	76-78
Helmets - Youth Open Face	GMAX	73-74
Hitch Balls	ALL BALLS RACING	1044
Hitch Pins	KFI	566
Hitches	KFI	567-575
	SPX	176-177
Holder	RAM MOUNTS	152-160
Hood Cables	SPX	186
Hood Latches	SPX	187-193
Hoods	BAFFIN	123
HOPKINS	Cigarette Lighter Sockets.....	84
	Funnels.....	1097-1098
	Mixing Tools.....	1091
	Oil Filter Wrenches.....	870
	Siphoning Tools.....	1098
	Spouts.....	1098
	Trailer Brake Controllers.....	1047
	Trailer Wiring.....	1045-1047
Hydration Packs	FLY RACING	174
Hydraulic Sealants	PERMATEX	1077
Hyfax	GARLAND MANUFACTURING	273
	SPX	272-273

INDEX

TERMS & INDEX

NEW

HELMETS

HELMET ACCESSORIES

APPAREL

ACCESSORIES

TRACKS & SUSPENSION

STEERING

TRANS MISSION

PLOW & WINCH

WIND SHIELDS

BRAKES & CARB.

ENGINE PARTS

ELECTRICAL

TRAILER

CHEMICALS

TECH & TOOLS

P.O.P

I

Ice Claws	SPX	211
Ice Scratchers	ACS	272
	SPX	270-271
Ice Studs	WOODY'S	269
Idler Bushings	PPD INDUSTRIES	294
Idler Wheel Caps	SPX	295
Idler Wheel Circlips	PPD INDUSTRIES	294
Idler Wheels	PPD INDUSTRIES	279-294
Ignition Coils	SPX	910-916
	WAVEWERX	917
Ignition Switches	SPX	922-928
Impact Drivers	EMGO	1094
Intercom Parts & Accessories	LEXIN	165-166
Intercom Systems	LEXIN	164-166
INTERPARTS	Axle Greases.....	1072
IRC	Catalogues.....	1108

J

Jackets - Snow	FLY RACING	119-120
	SWEEP	107-115
Jets - Main	SPX	710
Jets - Pilot	SPX	709
JOE ROCKET	Dual Sport Helmets.....	60-64
	Full Face Helmets.....	60
	Gloves - Snow.....	127-128
	Helmet Breath Guards.....	92-93
	Helmet Chin Curtains.....	93
	Helmet Lenses/Shields.....	60-64
	Helmet Peaks.....	93
	Helmet Replacement Parts.....	92-93
	Modular Helmets.....	62
Jump Starter Air Compressor	SPX	896

K

K100 FUEL TREATMENTS	Catalogues.....	1108
	Displays.....	1106
	Fuel Treatments.....	1086
Key Switches	SPX	922-928
KFI	Ball Mounts.....	562
	Catalogues.....	1108
	Displays.....	1105
	Front Bumpers.....	182
	Hitch Pins.....	566
	Hitches.....	567-575
	Multi Mounts.....	563-566
	Plow Blades.....	587
	Plow Mounts.....	572-599
	Plow Parts & Accessories.....	588-592
	Plow Push Tubes.....	587-592
	Plow Snow Flaps.....	591
	Plow Wear Bars.....	591
	Rear Bumpers.....	182
	Tiger Tails.....	561
	Tow Hooks.....	182

K

KFI	Winch Accessories.....	562-571
	Winch Cable Bumpers.....	563
	Winch Cables & Ropes.....	565
	Winch Covers.....	565
	Winch Fairleads.....	560, 592
	Winch Grills.....	566
	Winch Hooks.....	560
	Winch Mounts.....	563-586
	Winch Remotes & Switches.....	562
	Winch Solenoids.....	562
	Winch Straps.....	564
	Winch Wiring.....	562-565
	Winches.....	559-561
Kidney Belts	FLY RACING	149
Kill & Safety Tether Switches	FLY RACING	933
	SPX	928-933

KLOTZ

	Chain Lubricants.....	517
	Engine Oils.....	1073
	Fogging Oils.....	1073
	Octane Boosters.....	1073
	Scented Candles.....	1086
	Bearing Greases.....	736
	Crankshaft Bearings.....	786
	Suspension Bearings.....	298
	Trailer Wheel Bearings.....	298
	FLY RACING	149
	SPX	215
	SPX	1033-1034

L

Latches	SPX	187-193
LC	Fuel Container Parts & Accessories.....	218
	Utility Cans.....	218
Led Bulb Brackets	ODX	1015
Led Bulb Relays	ODX	1015
Led Bulb Resistors	ODX	1015
Led Headlight Assemblies	ODX	1014
Led Light Bulbs	ODX	1011-1014
	SPX	1017-1018
Led Tail Lights	SPX	1022
Lenses - Helmet	ECHO	82
	GMAX	46-92
	JOE ROCKET	60-64
	ZOAN	56-83
Lenses - Helmet	SPX	620-660
Levers - Brake	SPX	665
Levers - Chokey	SPX	203, 658
Levers - Throttle	SPX	203, 658
LEXIN	Bluetooth Intercom Parts & Accessories.....	165-166
	Bluetooth Intercom Systems.....	164-166
	Cell Phone Chargers.....	162
	SOLERO	1021
	SOLERO	1016-1020
	SPX	1016-1020
Light Bulb Holders		
Light Bulbs		

INDEX

L

Light Shields	SPORTECH	617
Limiter Straps	SPX	323
Liners	FLY RACING	94-95
	GMAX	87-91
Liquid Container Parts & Accessories	BRONCO	218
	LC	218
	MATRIX	219
Liquid Containers	BRONCO	218
	LC	218
	MATRIX	219
Liquid Electrical Tape	PERMATEX	1079
Locks	RAM MOUNTS	154
Long Sleeve Protective Suits	FLY RACING	148
Lubricants - Air Filter Oil	MAXIMA RACING OILS	1069
	TORCO	1072
Lubricants - Assembly	MAXIMA RACING OILS	1064
	PERMATEX	736
	TORCO	736
Lubricants - Brake	PERMATEX	1081
Lubricants - Chain	GUMOUT	1080
	KLOTZ	517
	MAXIMA RACING OILS	1068
	TORCO	1072
Lubricants - Multi Purpose	ACF-50	1082
	CORROSION BLOCK	1082
Lubricants - Penetrating Oil	GUMOUT	1080
	TORCO	1072
Lubricants - Silicone	GUMOUT	1080
Luggage - Backpacks	FLY RACING	173
Luggage - Bag Accessories	SPX	175
Luggage - Gear Bags	FLY RACING	172
Luggage - Goggle Storage	FLY RACING	142
Luggage - Heated Riser Bag	SPX	203
Luggage - Hydration Packs	FLY RACING	174
Luggage - Tool Bags	FLY RACING	174
Luggage - Windshield Bags	SPORTECH	171

M

Magnets	ARROWHEAD	1002
	SPX	1004-1009
Main Jets	SPX	710
Marine Bases	RAM MOUNTS	152
Marine Cleaners	SPRAY NINE	1084
Master Cylinder Rebuild Kits - Brake	SPX	670
MATRIX	Fuel Container Parts & Accessories.....	219
	Funnels.....	1097
	Promotional Items.....	1103
	Tie-Downs.....	1049
	Utility Cans.....	219
MAXIMA RACING OILS	Air Filter Cleaners.....	1066-1069
	Air Filter Oils.....	1069
	Anti-Freezes.....	1063

M

MAXIMA RACING OILS	Assembly Greases.....	1064	
	Assembly Lubricants.....	1064	
	Brake Fluids.....	1065	
	Chain Case Oils.....	517, 1066	
	Chain Cleaners.....	1067	
	Chain Lubricants.....	1068	
	Cleaners & Sealants.....	1068	
	Electrical Contact Cleaners.....	1067	
	Engine Oils.....	1058-1062	
	Fuel Treatments.....	1064	
	Mixing Tools.....	1098	
	Multi Purpose Greases.....	1064	
	Octane Boosters.....	1066	
	SC1 Clearcoat Detailer.....	1067	
	Suspension Cleaners.....	1068	
	Catalogues.....	1108	
MBRP	Mirrors.....	183-185	
	Mirrors - Towing.....	1056	
	Mitts - Snow.....	129	
	Mixing Tools.....	1091	
	MAXIMA RACING OILS	1098	
	HOPKINS	1091	
	HOPKINS	1091	
	GMAX	46-48	
	JOE ROCKET	62	
	ZOAN	56	
	Batteries.....	883-889	
MOTOCROSS	Motor Mounts.....	829	
	Mounting Systems.....	152-160	
MR.FUNNEL	Funnels.....	1097	
	Mufflers.....	837	
	GGB EXHAUST	836-837	
	KFI	563-566	
	CORROSION BLOCK	1082	
	MAXIMA RACING OILS	1064	
	ACF-50	1082	
	CORROSION BLOCK	1082	
	FLY RACING	66-68	
	ZOAN	58	
	FLY RACING	76-78	
	FLY RACING	130-131	
	MX Helmets.....		
	MX Helmets - Youth.....		
	MX Racewear.....		
N	NAMURA	Piston Rings.....	756
		Pistons.....	756
	Neck Brace.....	ROCKHARD	71
	Neckwarmers.....	BAFFIN	123
	Needle Valves.....	SPX	709
	NGK	WINDEROSA	712
		Spark Plug Cable Splicers.....	900
		Spark Plug Caps.....	899-900
		Spark Plugs.....	899
	NTN	Crankshaft Bearings.....	784-785
		Suspension Bearings.....	297-299
		Trailer Wheel Bearings.....	297

INDEX

O

Octane Boosters	GUMOUT	1085
	KLOTZ	1073
	MAXIMA RACING OILS	1066
	TORCO	1072
ODX	Led Bulb Relays.....	1015
	Led Bulb Resistors.....	1015
	Led Headlight Assemblies.....	1014
	Led Light Bulbs.....	1011-1014
Oil Filter Wrenches	HOPKINS	870
	Other.....	1091
Oil Filters	BRONCO	863-864
	EMGO	870
	FRAM FILTERS	865-866
	PROFILTER	867
	SPX	713, 864
Oil Pump Cables	SPX	669
Oil Pump Drive Gears	SPX	815
Oil Tank Caps	SPX	731-733
Oils - Chain Case	MAXIMA RACING OILS	517, 1066
	TORCO	517
Oils - Engine	KLOTZ	1073
	MAXIMA RACING OILS	1058-1062
	TORCO	1070-1071
Oils - Shock	TORCO	323
One Piece Snow Suits	SWEEP	98-113
One Piece Snow Suits - Youth	SWEEP	117
Open Face Helmets	GMAX	54-55
Open Face Helmets - Youth	GMAX	73-74
Other	Oil Filter Wrenches.....	1091
	Passenger Handles.....	175
	Piston Ring Installers.....	736
	T-Handle Tools.....	1091
	Track Clip Installers.....	241
Outerwear - Heated Gloves	FLY RACING	129-130
Outerwear - MX Gloves	FLY RACING	130-131
Outerwear - One Piece Snow Suits	SWEEP	98-113
Outerwear - Snow Gloves	BAFFIN	131-132
	FLY RACING	130
	JOE ROCKET	127-128
	SWEEP	125-126
	ZOAN	129
Outerwear - Snow Jackets	FLY RACING	119-120
	SWEEP	107-115
Outerwear - Snow Pants	FLY RACING	119-120
	SWEEP	109-116
Outerwear - Youth One Piece Snow Suits	SWEEP	117

P

Pads - Brakes	SPX	620-632
Panel Latches	SPX	187-193
Pants - Snow	FLY RACING	119-120
	SWEEP	109-116

P

Parts Cleaners	SPRAY NINE	1084
Passenger Handles	Other.....	175
	SPX	175
Penetrating Oils	GUMOUT	1080
	TORCO	1072
PERMATEX	Anti-Seizes.....	1081
	Assembly Lubricants.....	736
	Battery Cleaners & Sealants.....	1079
	Brake Lubricants.....	1081
	Cold Weld Compounds.....	1078
	Degreasers.....	1077
	Dielectric Greases.....	1079
	Electrical Contact Cleaners.....	1079
	Epoxies.....	1078
	Fuel Tank & Rad Repair Kits.....	1078
	Gasket Makers.....	1074
	Gasket Sealants.....	1074-1075
	Liquid Electrical Tape.....	1079
	Pipe Joint Compounds.....	1077
	Pneumatic Sealants.....	1077
	Retaining Compounds.....	1077
	Silicone Adhesives.....	1078
	Super Glues.....	1078
	Synthetic Greases.....	1080
	Thread Sealants.....	1077
	Threadlockers.....	1076
	Valve Grinding Compounds.....	1081
	Vinyl & Leather Repair Kits.....	1078
	White Lithium Greases.....	1080
Phone Chargers	ECHO	85
	EMGO	85
	LEXIN	162
	POWERMADD	85
	RAM MOUNTS	158
Pickup Coils	SPX	1009-1010
Pilot Jets	SPX	709
Pipe Joint Compounds	PERMATEX	1077
Piston Circlip Installers	SPX	736
Piston Circlips	SPX	738-761
Piston Needle Bearings	SPX	738-776
Piston Pin Pullers	SPX	736
Piston Ring Filers	SPX	736
Piston Ring Installers	Other.....	736
Piston Rings	NAMURA	756
	SPX	738-759
Pistons	NAMURA	756
	SPX	738-764
Plow Blades	BRONCO	600
	KFI	587
Plow Mounts	BRONCO	600
	CYCLE COUNTRY	593-596
	KFI	572-599

INDEX

P

Plow Parts & Accessories	BRONCO	600
	KFI	588-592
Plow Push Tubes	BRONCO	600
	KFI	587-592
Plow Snow Flaps	KFI	591
Plow Wear Bars	KFI	591
Plug Caps - Spark	NGK	899-900
	SPX	901
Plugs - Spark	NGK	899
Pneumatic Sealants	PERMATEX	1077
Points	SPX	920
Power Outlets	SPX	84
Power Sockets	HOPKINS	84
Power Valves	SPX	838-839
POWERMADD	Brake Cables.....	202
	Cell Phone Chargers.....	85
	Handguard Mirrors.....	207-210
	Handguard Mounts.....	206-210
	Handguard Parts & Accessories.....	206-209
	Handguards.....	206-211
	Handlebar Clamps.....	199-200
	Handlebar Pads.....	196
	Handlebar Risers.....	197-201
	Throttle Cables.....	202
	Windshields.....	603
PPD INDUSTRIES	Idler Bushings.....	294
	Idler Wheel Circlips.....	294
	Idler Wheels.....	279-294
	Sprockets.....	296
	Suspension Bearings.....	287
PRESTONE	Anti-Freezes.....	1085
Primers	SPX	712
PROFILTER	Oil Filters.....	867
Promotional Items	FLY RACING	1102
	GAMMA	1108
	KLOTZ	1086
	MATRIX	1103
	SHARK	1101
Protection Gear - Race Collars	ROCKHARD	71
Protective Gear - Chest Protectors	FLY RACING	146-147
	TEKRIDER	145
Protective Gear - Compression Shorts	FLY RACING	148
Protective Gear - Elbow Guards	FLY RACING	149
Protective Gear - Kidney Belts	FLY RACING	149
Protective Gear - Knee Guards	FLY RACING	149
Protective Gear - Long Sleeve Suits	FLY RACING	148
Protective Gear - Wrist Support	SPX	132
Protective Gear - Youth Chest Protectors	FLY RACING	146-147
	TEKRIDER	145

Q

Quick Release Helmet Clasps	ECHO	82
R		
Race Collars	ROCKHARD	71
Racewear - MX	FLY RACING	130-131
Rad Repair Kits	PERMATEX	1078
Radiator Caps	SPX	731-733
Radiator Coolant Tanks	SPX	733
Radius Rod Bushings	SPX	427-441
Radius Rods	SPX	441
Rail Reinforcement Kits	SPX	215
Rail Repair Kits	SPX	296
RALERI	Helmet Lens Inserts.....	83
Ram Mount Chargers	LEXIN	162
RAM MOUNTS	RAM MOUNTS	158
	Adapters.....	155
	Aquaboxes.....	156-160
	Arms.....	154
	Bases.....	152-160
	Cell Phone Chargers.....	158
	Cell Phone Holders.....	156-160
	Cradles.....	156-160
	Cup Holders.....	156-160
	Displays.....	1107
	GPS Holders.....	156
	Locks.....	154
	Marine Bases.....	152
	X-Grips.....	156-160
	Suspension Bearings.....	298
RBI BEARINGS	KFI	182
Rear Bumpers	SKINZ PROTECTIVE GEAR	181
	SPX	179-181
Receiver Pins	KFI	566
Recoil Starters - Complete Assemblies	SPX	817-819
Recoil Starters - Handles	SPX	823
Recoil Starters - Pawls	SPX	824-828
Recoil Starters - Pullies	SPX	820
Recoil Starters - Rope Sheaves	SPX	821
Recoil Starters - Ropes	SPX	823
Recoil Starters - Springs	SPX	827-828
Recoil Starters - Washers	SPX	823
Recovery Straps	ERICKSON	1052
	SNOBUNJE	212-213
Rectifiers	SPX	947-958
Reed Petals	BOYESEN	871-875
	SPX	878
	V-FORCE	876-877
Reed Valve Flanges	BOYESEN	872-873
Reed Valve Gaskets	BOYESEN	871-874
	SPX	877
	V-FORCE	876

TERMS & INDEX

NEW

HELMETS

HELMET ACCESSORIES

APPAREL

ACCESSORIES

TRACKS & SUSPENSION

STEERING

TRANS MISSION

PLOW & WINCH

WIND SHIELDS

BRAKES & CARB.

ENGINE PARTS

ELECTRICAL

TRAILER

CHEMICALS

TECH & TOOLS

P.O.P

INDEX

R

Reed Valves	BOYESEN	871-874
	SPX	878
	V-FORCE	876-877
REESE	Trailer Towing Mirrors.....	1056
Regulators	ARROWHEAD	936-938
	BRONCO	936-957
	SPX	947-948
Relays	SPX	902
Retaining Compounds	PERMATEX	1077
Reverse Switches	SPX	928
Risers	FLY RACING	196
	POWERMADD	197-201
	SPX	196-201
Rivets	SPX	272
ROCKHARD	Race Collars.....	71
Rods - Connecting	BRONCO	769
	SPX	769-775
ROK STRAPS	Tie-Downs.....	1048
Roost Guards	FLY RACING	146
Rotary Valve Gears	SPX	811
RYDE FX	Shock Rebuild Hardware.....	323

S

Safety Tether & Kill Switches	FLY RACING	933
	SPX	928-933
Saws	SNOBUNJE	212
SC1 Clearcoat Detailer	MAXIMA RACING OILS	1067
Scented Candles	KLOTZ	1086
Sealants - Batteries	PERMATEX	1079
Sealants - Fuel/Rad Tanks	PERMATEX	1078
Sealants - Gaskets	PERMATEX	1074-1075
Sealants - Threads	PERMATEX	1077
Seals - Chain Case	SPX	495-503
Seals - Crankshaft	SPX	776-812
Seals - Water Pump	SPX	812
Seat Covers	SPX	171
Sensors - Air & Pressure	SPX	1039
Sensors - Knock	SPX	1033-1034
Sensors - Speedometer	SPX	1032-1033
Sensors - Temperature	BRONCO	1035
	SPX	860, 1039
Sensors - Throttle Position	SPX	656-657
SHARK	Catalogues.....	1101
	Promotional Items.....	1101
	Stickers.....	1101
Shield Bags	GMAX	83
Shields - Helmet	ECHO	82
	GMAX	46-92
	JOE ROCKET	60-64
	ZOAN	56-83
SHINKO	Catalogues.....	1108
Shock Bushings	SPX	352
Shock Oils	TORCO	323

S

Shock Rebuild Hardware	FOX	323
	RYDE FX	323
	SPX	323
Shock Spanner Wrenches	EMGO	1094
Shock Spring Compressors	SPX	332
Shocks	SPX	324-334
Silicone Adhesives	PERMATEX	1078
Silicone Lubricants	GUMOUT	1080
Siphoning Tools	BRONCO	1098
	HOPKINS	1098
Sizing Charts - Apparel	SWEEP	118
Sizing Charts - Helmets	GMAX	80
	JOE ROCKET	80
	FLY	80
	ZOAN	80
Ski Bushings	SPX	427-429
Ski Mounts	EXO	397
Ski Parts & Accessories	SPX	407-430
Ski Spreaders	SPX	396
Ski Wheels	SPX	1088
Skid Plates	SPORTECH	175
SKINZ PROTECTIVE GEAR	Brake Rotor Covers.....	215
	Front Bumpers.....	181
	Rear Bumpers.....	181
	EXO	397
	SPX	407
	GARLAND MANUFACTURING	273
	SPX	272-273
	BAFFIN	140
	BAFFIN	140
	Avalanche Probes.....	213
	Recovery Straps.....	212-213
	Saws.....	212
	Windshield Fasteners.....	615-616
	Windshields.....	606-615
	SPX	216-217
	SPX	213
	BAFFIN	122
	ARROWHEAD	982-984
	BRONCO	992
	SPX	992
	Light Bulb Holders.....	1021
	Light Bulbs.....	1016-1020
	NGK	900
	NGK	899-900
	SPX	901
	SPX	901
	SPX	901
	EMGO	1094
	SPX	901
	NGK	899
	SPX	1031
Spark Plug Cable Splicers		
Spark Plug Caps		
Spark Plug Holders		
Spark Plug Wires		
Spark Plug Wrenches		
Spark Plugs		
Speed Limiters		

INDEX

S		
Speedometer Cables	SPX	666-669
Speedometer Sensors	SPX	1032-1033
SPORTECH		
	Chain Case Chains	553
	Chain Case Gears	553
	Clutches	553
SPORTECH		
	Handlebar Bar Ends	203
	Handlebar Grips	203
	Light Shields	617
	Skid Plates	175
	Windshield Bags	171
Spouts	HOPKINS	1098
SPRAY NINE		
	Degreasers	1083
	Disinfectants	1083
	Glass Cleaners	1083
	Marine Cleaners	1084
	Parts Cleaners	1084
Sprockets	PPD INDUSTRIES	296
	SPX	300
SPX		
	A-Arm Braces	214
	A-Arm Bushing Kits	414-417
	A-Arms	409-413
	Air & Pressure Sensors	1039
	Air Box Flanges	688
	Air Filters	719-720
	Armature Coils	910
	Axle Tools	1090
	Balaclavas	124
	Ball Joints	423-426
	Batteries	883-889
	Bearing Housings	300
	Belly Pan Caps	186
	Belt Holders	464
	Beverage Holders	175
	Bogie Wheels	296
	Booster Pack Air Compressor	896
	Brake Cables	636-637
	Brake Calipers	621
	Brake Levers	620, 660
	Brake Light Switches	1029-1031
	Brake Pads	620-632
	Brake Shoes	620
	Cable Adjusters	669
	Cam Timing Sensors	1033
	Carbides	364-397
	Carburetor Flanges	672-686
	Carburetor Floats	708
	Carburetor Gaskets	708-709
	Carburetor Jet Tools	709
	Carburetor Main Jets	710
	Carburetor Needle Valves	709
	Carburetor Pilot Jets	709
	Carburetor Repair Kits	700

S		
SPX	Carburetor Welch Plugs	712
	Cargo Nets	1052
	CDI Boxes	903-906
	Chain Case Chain Tensioners	500-502
	Chain Case Chains	517
	Chain Case Gaskets	502-503
	Chain Case Gears	515-516
	Chain Case Seals	495-503
	Chassis Reinforcement Kits	215
	Choke Cables	661-662
	Choke Conversion Kits	665
	Choke Levers	665
	Choke Nuts	665
	Cigarette Lighter Sockets	84
	Clutch Bushings	530-535
	Clutch Cam Sliders	508-537
	Clutch Compressors	541
	Clutch Holders	541, 1090
	Clutch Kits	532-536
	Clutch Offset Tools	541
	Clutch Pins	541
	Clutch Pullers	542-552
	Clutch Rollers	533-540
	Clutch Tool Kits	541, 1090
	Clutch Weight Changers	542
	Clutch Weights	530-537
	Condensors	921
	Connecting Rods	769-775
	Crankshaft Bearings	784
	Crankshaft Seals	776-812
	Crankshaft Washers	771
	Crankshaft Webs	765-768
	Cross Shafts	322
	Cylinders	808-810
	Dimmer Switches	933-935
	Directional Arms	421
	Dollies	1088-1089
	Drive Belt Install Tools	541, 1092
	Engine Gaskets	764-807
	Engine Mounts	829
	Exhaust Cooking Pots	175
	Exhaust Gaskets	846-847
	Exhaust Joints	849-851
	Exhaust Mounts	850
	Exhaust Spring Pullers	849
	Exhaust Springs	848
	Exhaust Valve Cables	860
	Fan/Waterpump Belts	816-820
	Fly Wheel Pullers	1091
	Fog Off Masks	124
	Foot Rests	216
	Front Bumpers	178-181

TERMS & INDEX

NEW

HELMETS

HELMET ACCESSORIES

APPAREL

ACCESSORIES

TRACKS & SUSPENSION

STEERING

TRANS MISSION

PLOW & WINCH

WIND SHIELDS

BRAKES & CARB.

ENGINE PARTS

ELECTRICAL

TRAILER

CHEMICALS

TECH & TOOLS

P.O.P

INDEX

S

SPX	Front End Bushing Kits.....	428-429
	Fuel Caps.....	723-725
	Fuel De-Icers.....	1073
	Fuel Filters.....	713-718
	Fuel Gauges.....	723
	Fuel Line.....	722
	Fuel Line Clamps & Fittings.....	716-722
	Fuel Petcocks.....	721
	Fuel Pump Repair Kits.....	689
	Fuel Pumps.....	696-700
	Fuses.....	902
	Goggle Batteries.....	143
	Goggle Lenses.....	143-144
	Goggles.....	143-144
	Grab Handles.....	195
	Grommets.....	850
	Handlebar Grips.....	203
	Handlebar Muffs.....	204
	Handlebars.....	195
	Headlight Assemblies.....	1021
	Heated Grip/Thumb Parts & Accessories.....	205, 933
	Heated Grips.....	205
	Heated Riser Bags.....	203
	Helmet Electric Shield Cords.....	83-86
	Hitches.....	176-177
	Hood Cables.....	186
	Ice Claws.....	211
	Ice Scratchers.....	270-271
	Ignition Coils.....	910-916
	Ignition Switches.....	922-928
	Kill & Safety Tether Switches.....	928-933
	Knee Pads.....	215
	Knock Sensors.....	1033-1034
	Latches.....	187-193
	Led Light Bulbs.....	1017-1018
	Light Bulbs.....	1016-1020
	Limiter Straps.....	323
	Master Cylinder Rebuild Kits - Brake.....	670
	Mirrors.....	183-185
	Oil Filters.....	713, 864
	Oil Pump Drive Gears.....	815
	Oil Tank Caps.....	731-733
	Passenger Handles.....	175
	Pickup Coils.....	1009-1010
	Piston Circlip Installers.....	736
	Piston Circlips.....	738-761
	Piston Needle Bearings.....	738-776
	Piston Pin Pullers.....	736
	Piston Ring Filers.....	736
	Piston Rings.....	738-759
	Pistons.....	738-764

S

SPX	Points.....	920
	Power Valves.....	838-839
	Primers.....	712
	Radiator Caps.....	731-733
	Radius Rod Bushings.....	427-441
	Radius Rods.....	441
	Rail Reinforcement Kits.....	215
	Rail Repair Kits.....	296
	Rear Bumpers.....	179-181
	Reed Petals.....	878
	Reed Valve Gaskets.....	877
	Reed Valves.....	878
	Relays.....	902
	Reverse Switches.....	928
	Rivets.....	272
	Rotary Valve Gears.....	811
	Seat Covers.....	171
	Shock Bushings.....	352
	Shock Rebuild Hardware.....	323
	Shock Spring Compressors.....	332
	Shocks.....	324-334
	Ski Bushings.....	427-428
	Ski Parts & Accessories.....	407-430
	Ski Spreaders.....	396
	Slider Blocks.....	407
	Sliders.....	272-273
	Snow Flaps.....	216-217
	Snow Shovels.....	213
	Spark Plug Caps.....	901
	Spark Plug Holders.....	901
	Spark Plug Wires.....	901
	Spark Plug Wrenches.....	901
	Speed Limiters.....	1031
	Speedometer Cables.....	666-669
	Speedometer Sensors.....	1032-1033
	Stands.....	1089
	Starter Drives.....	962-963
	Starter Flex Shafts.....	961
	Starter Gears.....	963
	Starter Recoil Handles.....	823
	Starter Recoil Pawls.....	824-828
	Starter Recoil Pulleys.....	820
	Starter Recoil Rope Sheaves.....	821
	Starter Recoil Ropes.....	823
	Starter Recoil Springs.....	827-828
	Starter Recoil Washers.....	823
	Starter Recoils.....	817-819
	Starter Solenoids.....	992
	Starters.....	959
	Stators.....	1004-1009
	Steering Stem Clamps.....	431
	Stud Drill Bits.....	268

INDEX

S

SPX	Stud Installers.....	268
	Stud Nuts.....	261
	Suspension Bushings.....	428
	Suspension Dampners.....	357
	Suspension Spring Bushings.....	354
	Suspension Spring Holders & Adjusters.....	322-361
	Suspension Springs.....	353
	Sway Bar Bushings.....	407
	Sway Bar Disconnect Kits.....	407-408
	Tail Light Lenses.....	1023-1028
	Tail Lights.....	1023-1028
	Temperature Sensors.....	860, 1039
	Throttle Cables.....	202, 645-655
	Throttle Levers.....	203, 658-659
	Throttle Position Sensors.....	656-657
	Thumb Warmers.....	205
	Tie Rod Ends.....	422-445
	Top End Gaskets.....	803-805
	Track Clips.....	242
	Trailing Arm Bushings.....	427
	Trailing Arm Caps.....	399
	Trailing Arms.....	399
	Trunk Straps.....	186-191
	Tunnel Mounts.....	214
	Tunnel Protectors.....	272
	Under Carriage Braces.....	214
	Voltage Rectifiers.....	947-958
	Voltage Regulators.....	947-948
	Water Pump Gears.....	811
	Water Pump Repair Kits.....	813-815
	Water Pump Seals.....	812
	Windshield Fasteners.....	616, 717
	Wrist Supports.....	132
Stands	SPX	1089
Starter Drives	ARROWHEAD	969-979
	SPX	962-963
Starter Flex Shafts	ARROWHEAD	964-971
	SPX	961
Starter Gears	SPX	963
Starter Rebuild Kits	ARROWHEAD	964-979
Starter Recoil Handles	SPX	823
Starter Recoil Pawls	SPX	824-828
Starter Recoil Pulleys	SPX	820
Starter Recoil Rope Sheaves	SPX	821
Starter Recoil Ropes	SPX	823
Starter Recoil Springs	SPX	827-828
Starter Recoil Washers	SPX	823
Starter Recoils	SPX	817-819
Starter Solenoids	ARROWHEAD	982-984
	BRONCO	992
	SPX	992

S

Starters	ARROWHEAD	964-980
	SPX	959
Stators	ARROWHEAD	1002
	SPX	1004-1009
STEADYMATE	Cargo Bars.....	1054
	Tie Down Tracks.....	1055-1056
	Tie-Downs.....	211, 1056
Steering Stem Clamps	SPX	431
Stickers	CORTECH	1104
	FLY RACING	1102-1103
	GGB EXHAUST	1108
	SHARK	1101
	TAG METALS	1105
	TORCO	1106
Straps	ERICKSON	1050-1052
	MATRIX	1049
	ROK STRAPS	1048
	STEADYMATE	211, 1056
STUD BOY	Backer Plates.....	265-267
	Carbides.....	371-376
	Stud Drill Bits.....	268
	Stud Installers.....	268
	Stud Nuts.....	267
	Stud Templates.....	268
	Studs.....	263-265
Stud Drill Bits	SPX	268
	STUD BOY	268
	WOODY'S	261
Stud Installers	SPX	268
	STUD BOY	268
	WOODY'S	261-269
Stud Nuts	SPX	261
	STUD BOY	267
	WOODY'S	259
Stud Sharpeners	WOODY'S	261
Stud Templates	STUD BOY	268
	WOODY'S	262
Studs	STUD BOY	263-265
	WOODY'S	248-258
Studs - Backer Plates	STUD BOY	265-267
	WOODY'S	259-260
Super Glues	PERMATEX	1078
Suspension Bearings	ALL BALLS RACING	298-299
	ECONOMY BRAND	298
	KML	298
	NTN	297-299
	PPD INDUSTRIES	287
	RBI BEARINGS	298
Suspension Bushings	SPX	428
Suspension Cleaners	MAXIMA RACING OILS	1068
Suspension Dampners	SPX	357
Suspension Spring Bushings	SPX	354

INDEX

S

Suspension Spring Holders & Adjusters	SPX	322-361
Suspension Springs	SPX	353
Suspension Straps	SPX	323
Suspension Wheel Circlips	PPD INDUSTRIES	294
Suspension Wheels	PPD INDUSTRIES	279-294
Sway Bar Bushings	SPX	407
Sway Bar Disconnect Kits	SPX	407-408
SWEEP		
Gloves - Snow		125-126
Jackets - Snow		107-115
One Piece Snow Suits		98-113
One Piece Snow Suits - Youth		117
Pants - Snow		109-116
Synthetic Greases	PERMATEX	1080

T

TAG METALS		
Ball Caps		1105
Banners		1105
Stickers		1105
T-Shirts		1105
Tail Light Lenses	BRONCO	1027
	SPX	1023-1028
Tail Lights	SPX	1022-1028
Tarps	GEARS CANADA	168-170
	SPX	167
TEKRIDER		
Chest Protectors		145
Chest Protectors - Youth		145
Temperature Sensors	BRONCO	1035
	SPX	860, 1039
T-Handle Tools	EMGO	1091
	FLY RACING	1091
		1091
Thread Sealants	PERMATEX	1077
Threadlockers	PERMATEX	1076
Throttle Cables	POWERMADD	202
	SPX	202, 645-655
		203, 658-659
Throttle Levers	SPX	656-657
Throttle Position Sensors	SPX	656-657
Thumb Warmers	SPX	205
Tie Down Anchors	ERICKSON	1052
Tie Down Tracks	STEADYMATE	1055-1056
Tie Rod Ends	SPX	422-445
Tie-Downs	ERICKSON	1050-1052
	MATRIX	1049
	ROK STRAPS	1048
	STEADYMATE	211, 1056
Tiger Tails	KFI	561
TIMKEN		
Drive Belts		485-490
Fan/Waterpump Belts		815
Tire Ice Studs	WOODY'S	269
Tire Pressure Gauges	EMGO	1093
Tool Bags	FLY RACING	174

T

Tool Packs	FLY RACING	174
Tools - Axle	SPX	1090
	VENOM	542
Tools - Cable Lubrication	EMGO	1094
Tools - Carburetor Jet	SPX	709
	WINDEROSA	689
Tools - Chain Breakers	EMGO	1093
Tools - Clutch	SPX	541, 1090
Tools - Clutch Compressors	EPI	542
	SPX	541
Tools - Clutch Holders	EMGO	1094
	SPX	541, 1090
Tools - Clutch Offset	SPX	541
Tools - Clutch Pullers	EPI	542
	SPX	542-552
	VENOM	542
Tools - Clutch Weight Changers	SPX	542
Tools - Drive Belt Install	SPX	541, 1092
	VENOM	541
Tools - Drive Chains	EMGO	1093
Tools - Exhaust Spring Puller	ACS	849
	GGB EXHAUST	849
	SPX	849
	WOODY'S	849
Tools - Float Bowl Drain Wrench	EMGO	1094
Tools - Float Height Gauges	EMGO	1094
Tools - Fluid Spout	HOPKINS	1098
Tools - Fly Wheel Pullers	SPX	1091
Tools - Funnels	HOPKINS	1097-1098
	MATRIX	1097
	MR.FUNNEL	1097
Tools - Impact Drivers	EMGO	1094
Tools - Mixing	HOPKINS	1091
	MAXIMA RACING OILS	1098
Tools - Oil Filter Wrenches	HOPKINS	870
	Other	1091
Tools - Piston Circlip Installers	SPX	736
Tools - Piston Pin Pullers	SPX	736
Tools - Piston Ring Filers	SPX	736
Tools - Piston Ring Installers	Other	736
Tools - Shock Spanner Wrenches	EMGO	1094
Tools - Shock Spring Compressors	SPX	332
Tools - Siphoning	BRONCO	1098
	HOPKINS	1098
Tools - Spark Cable Splicers	NGK	900
Tools - Spark Plug Wrenches	EMGO	1094
	SPX	901
Tools - Stud Drill Bits	SPX	268
	STUD BOY	268
	WOODY'S	261

INDEX

T

Tools - Stud Installer	SPX	268
	STUD BOY	268
	WOODY'S	261-269
Tools - Stud Sharpeners	WOODY'S	261
Tools - Stud Templates	STUD BOY	268
	WOODY'S	262
Tools - T- Handles	EMGO	1091
	FLY RACING	1091
	Other.....	1091
Tools - Tire Pressure Gauges	EMGO	1093
Tools - Track Clip Installers	Other.....	241
	WOODY'S	241
Tools - Track Markers	WOODY'S	261
Tools - Track Tension Gauges	WOODY'S	241
Top End Gaskets	SPX	803-805
	VERTEX	789-801
Toques	BAFFIN	123
TORCO	Air Filter Oils.....	1072
	Assembly Lubricants.....	736
	Banners.....	1106
	Brake Cleaners.....	1072
	Chain Case Oils.....	517
	Chain Lubricants.....	1072
	Cleaners & Sealants.....	1072
	Displays.....	1106
	Engine Oils.....	1070-1071
	Octane Boosters.....	1072
	Penetrating Oils.....	1072
	Shock Oils.....	323
	Stickers.....	1106
	Banners.....	1104
TOURMASTER	KFI	182
Tow Hooks	ERICKSON	1052
Tow Straps	REESE	1056
Towing Mirrors	KFI	561
Towing Systems	Other.....	241
Track Clip Installers	WOODY'S	241
Track Clips	CAMSO SNOW TRACKS	242-246
	SPX	242
Track Markers	WOODY'S	261
Track Studs	STUD BOY	263-265
	WOODY'S	248-258
Track Tapes	FLY RACING	1102
Track Tension Gauges	WOODY'S	241
Tracks	CAMSO SNOW TRACKS	227-240
Trailer Ball Mounts	ALL BALLS RACING	1044
	KFI	562
Trailer Balls	ALL BALLS RACING	1044
Trailer Brake Controllers	HOPKINS	1047
Trailer Ski Guides	ANCASTER PLASTICS	1056
Trailer Towing Mirrors	REESE	1056
Trailer Wheel Bearings	KML	298
	NTN	297

T

Trailer Wiring	HOPKINS	1045-1047
Trailing Arm Bushings	SPX	358
Trailing Arm Caps	SPX	399
Trailing Arms	SPX	399
TRUBLUE	Fuel Line.....	722
Trunk Straps	SPX	186-191
T-Shirts	TAG METALS	1105
Tunnel Mounts	SPX	214
Tunnel Protectors	GARLAND MANUFACTURING	272
	SPX	272
TWO BROTHERS RACING	Displays.....	1106

U

Under Carriage Braces	SPX	214
Utility Cans	BRONCO	218
	LC	218
	MATRIX	219

V

Valve Grinding Compounds	PERMATEX	1081
VENOM	Axle Tools.....	542
	Chain Case Chains.....	517-528
	Chain Case Gears.....	515-528
	Clutch Bushings.....	518
	Clutch Helix.....	518
	Clutch Pins.....	518
	Clutch Pullers.....	542
	Clutch Ramps.....	529
	Clutch Rollers.....	525
	Clutch Springs.....	519-525
	Clutch Washers.....	518-524
	Clutch Weights.....	525
	Clutches.....	518
	Drive Belt Install Tools.....	541
VERTEX	Engine Gaskets.....	789-801
	Fuel Pump Repair Kits.....	689
	Top End Gaskets.....	789-801
	Water Pump Repair Kits.....	797
V-FORCE	Carburetor Flanges.....	877
	Reed Petals.....	876-877
	Reed Valve Gaskets.....	876
	Reed Valves.....	876-877
Vinyl & Leather Repair Kits	PERMATEX	1078
Voltage Rectifiers	SPX	947-958
Voltage Regulators	ARROWHEAD	936-938
	BRONCO	936-957
	SPX	947-948
W	Water Pump Gears.....	811-812
Water Pump Repair Kits	SPX	813-815
	VERTEX	797
Water Pump Seals	SPX	812
Waterproof Cases	RAM MOUNTS	156-160

INDEX

W

Waterproof Greases	CORROSION BLOCK	1082
Wheel Bearings - Trailer	KML	298
	NTN	297
White Lithium Greases	GUMOUT	1080
	PERMATEX	1080
Winch Accessories	KFI	562-571
Winch Cable Bumpers	BRONCO	558
	KFI	563
Winch Cables & Ropes	BRONCO	556-557
	KFI	565
Winch Covers	KFI	565
Winch Fairleads	BRONCO	556-557
	KFI	560, 592
Winch Gears	BRONCO	557
Winch Grills	KFI	566
Winch Hooks	KFI	560
Winch Mounts	KFI	563-586
Winch Remotes & Switches	BRONCO	556-558
	KFI	562
Winch Solenoids	BRONCO	557-558
	KFI	562
Winch Straps	BRONCO	557
	KFI	564
Winch Wiring	BRONCO	558
	KFI	562-565
Winches	BRONCO	556
	KFI	559-561
WINDEROSA	Carburetor Diaphragms	700-711
	Carburetor Gaskets	721
	Carburetor Jet Tools	689
	Carburetor Needle Valves	712
	Carburetor Repair Kits	700
	Fuel Pump Repair Kits	689-693
Windshield Bags	SPORTECH	171
Windshield Fasteners	SNOSTUFF	615-616
	SPX	616, 717
Windshields	COBRA	602-605
	POWERMADD	603
	SNOSTUFF	606-615
WOODY'S	Backer Plates	259-260
	Carbides	364-398
	Exhaust Spring Pullers	849
	Stud Drill Bits	261
	Stud Installers	261-269
	Stud Nuts	259
	Stud Sharpeners	261
	Stud Templates	262
	Studs	248-258
	Tire Ice Studs	269
	Track Clip Installers	241
	Track Markers	261
	Track Tension Gauges	241

W

Wrist Supports	SPX	132
----------------	------------------	-----

X

X-Grips	RAM MOUNTS	156-160
---------	-------------------------	---------

Y

YACHT	Batteries	889
	Displays	1107
Youth - Chest Protectors	FLY RACING	146-147
	TEKRIDER	145
Youth - Cush Booties	BAFFIN	140
Youth - Dual Sport Helmets	GMAX	72
Youth - Full Face Helmets	GMAX	70
Youth - Goggles	FLY RACING	142
Youth - MX Helmets	FLY RACING	76-78
Youth - One Piece Snow Suits	SWEEP	117
Youth - Open Face Helmets	GMAX	73-74
Youth - Snow Boots	BAFFIN	138-140
YUASA	Batteries	882-889
	Battery Acid	888
	Battery Chargers	897
	Battery Nuts & Bolts	888
	Battery Tender Adapters	896
	Battery Terminal Covers	888
	Battery Testers	896-897
	Battery Trays	888
	Booster Cables	897
	Catalogues	1108
	Displays	888, 1107

Z

ZOAN	Gloves - Snow	129
	Goggle Tear Offs	59
	Goggles	59
	Helmet Lenses/Shields	56-83
	Modular Helmets	56
	MX Helmets	58

A		
Accélérateurs D'essence	TORCO	1072
Accessoires De Treuils	KFI	562-571
ACF-50	Affiches.....	1108
	Solutions Anti-Corrosive.....	1082
Acide De Batteries	YUASA	888
ACS	Extracteurs De Ressort D'échappement..	849
	Grattoirs À Glace.....	272
	Lisses Au Carbone.....	390-396
Adaptateurs	RAM MOUNTS	155
Adaptateurs D'admission - Boîtes À Air	SPX	688
Adaptateurs D'admission - Carburateurs	BOYEBSEN	871-873
	SPX	672-686
	V-FORCE	877
Adaptateurs D'admission - Clapets	BOYEBSEN	872-873
Adaptateurs De Chargeur De Batteries	YUASA	896
Adhésifs	PERMATEX	1078
Adhésifs D'étanchéité Fileté	PERMATEX	1077
Adhésifs En Silicone	PERMATEX	1078
Affiches	ACF-50	1108
	BAFFIN	1103
	CORROSION BLOCK	1108
	FLY RACING	1101
	GAMMA	1100-1104
	GMAX	1100
	K100 FUEL TREATMENTS	1106
	KFI	1105
	RAM MOUNTS	1107
	TORCO	1106
	TWO BROTHERS RACING	1106
	WOODY'S	1104
	YACHT	1107
	YUASA	1107
Aiguilles Et Pointeaux	SPX	709
	WINDEROSA	712
Aiguilleurs De Crampons	WOODY'S	261
Ajusteurs De Câble	SPX	669
ALL BALLS RACING	Boules D'attelage.....	1044
	Ensembles De Réparation De Carburateur.....	701-707
	Montures De Boule D'attelage.....	1044
	Roulements - Boîtiers D'engrenage..	301-321
	Roulements - Suspension.....	298-299
	Tendeurs De Chaîne De Boîtiers Engrenage.....	301
Amorceurs	SPX	712
Amortisseurs	SPX	324-334
Amortisseurs - Bagues/Coussinets	SPX	352
Amortisseurs De Suspension	SPX	357
Ampoules	SOLERO	1016-1020
	SPX	1016-1020

A		
Ampoules - Supports	SOLERO	1021
Ampoules Led	ODX	1011-1014
	SPX	1017-1018
ANCASTER PLASTICS	Guides De Ski Pour Remorque.....	1056
Ancrages D'arrimage	ERICKSON	1052
Anti-Buées	RALERI	83
Anti-Gels	MAXIMA RACING OILS	1063
	PRESTONE	1085
	PERMATEX	1081
Anti-Grippants	SPX	216
Appui-Pieds	RAM MOUNTS	156-160
Aquaboxes	SPX	1033
Arbres À Cames - Capteur De Distribution	ARROWHEAD	964-971
Arbres Flexible De Démarreur	SPX	961
	SPX	322
Arbres Transversaux	ARROWHEAD	964-971
ARROWHEAD	Démarrateurs.....	964-980
	Entraînements De Démarrateurs.....	969-979
	Régulateurs De Voltage.....	936-938
	Réparation De Démarrateurs.....	964-979
	Solénoïdes De Démarreur.....	982-984
	Stators.....	1002
Articles Promotionnels	FLY RACING	1102
	GAMMA	1108
	KLOTZ	1086
	MATRIX	1103
	SHARK	1101
	SPX	1021
Assemblages De Phares	ODX	1014
Assemblages De Phares Led	ERICKSON	1050-1052
Attaches	MATRIX	1049
	ROK STRAPS	1048
	STEADYMATE	211, 1056
Attaches De Chenille	CAMSO SNOW TRACKS	242-246
	SPX	242
Attaches Rapide Pour Casques	ECHO	82
Attelages	KFI	567-575
	SPX	176-177
Augmenteurs D'octane	GUMOUT	1085
	KLOTZ	1073
	MAXIMA RACING OILS	1066
	TORCO	1072
Autocollants	CORTECH	1104
	FLY RACING	1102-1103
	GGB EXHAUST	1108
	SHARK	1101
	TAG METALS	1105
	TORCO	1106
B		
Bâches	GEARS CANADA	168-170
	SPX	167

B

BAFFIN	Affiches.....	1103
	Bas.....	122
	Bottes De Chasse.....	136
	Bottes De Neige.....	134-139
	Bottes De Neige - Enfants.....	138-140
	Cache-Cous.....	123
	Capuches.....	123
	Cush Booties.....	140
	Cush Booties - Enfants.....	140
	Doublures De Bottes.....	134-139
	Gants - Neige.....	131-132
	Masques Anti-Buée.....	123
	Sous-Vêtements.....	121
	Tuques.....	123
Bagages - Accessoires De Sac	SPX	175
Bagages - Rangement Pour Lunettes	FLY RACING	142
Bagages - Sacs À Dos	FLY RACING	173
Bagages - Sacs À Outils	FLY RACING	174
Bagages - Sacs De Guidon Chauffant	SPX	203
Bagages - Sacs De Pare-Brise	SPORTECH	171
Bagages - Sacs D'hydratation	FLY RACING	174
Bagages - Vêtements	FLY RACING	172
Bagues - Amortisseurs	SPX	352
Bagues - Barres Stabilisatrice	SPX	407
Bagues - Bras De Suspension	SPX	358
Bagues - Bras Oscillant	SPX	427
Bagues - Bras Triangulaires	SPX	414-417
Bagues - Embrayages	EPI	523-540
	SPX	530-535
	VENOM	518
Bagues - Extrémité Avant	SPX	428-429
Bagues - Leviers D'équilibre	SPX	427-441
Bagues - Ressorts De Suspension	SPX	354
Bagues - Roues De Support	PPD INDUSTRIES	294
Bagues - Skis	SPX	427-429
Bagues - Suspension	SPX	428
Bannières	CORTECH	1104
	FLY RACING	1102
	GGB EXHAUST	1108
	TAG METALS	1105
	TORCO	1106
	TOURMASTER	1104
Barres De Chargement	STEADYMATE	1054
Barres D'usure De Pelles À Neige	KFI	591
Bas	BAFFIN	122
Bases	RAM MOUNTS	152-160
Bases Marine	RAM MOUNTS	152
Batteries	MOTOCROSS	883-889
	SPX	883-889
	YACHT	889
	YUASA	882-889

B

Batteries - Acide	YUASA	888
Batteries - Chargeurs	YUASA	897
Batteries - Chargeurs De Batteries	YUASA	896
Batteries - Couvre-Bornes	YUASA	888
Batteries - Écrou Et Boulons	YUASA	888
Batteries - Plateaux	YUASA	888
Batteries - Sangles	SPX	896
Batteries - Vérificateurs	YUASA	896-897
Becs Verseur	HOPKINS	1098
Berceaux	RAM MOUNTS	156-160
Bidons D'essance	BRONCO	218
	LC	218
	MATRIX	219
Bidons D'essance - Pièces	BRONCO	218
	LC	218
	MATRIX	219
Bidons Utilitaire	BRONCO	218
	LC	218
	MATRIX	219
Bielles	BRONCO	769
	SPX	769-775
Biellettes De Direction - Extrémités	SPX	422-445
Blocs De Glissières	SPX	407
Bloqueurs De Filets	PERMATEX	1076
Bluetooth - Intercomes	LEXIN	164-166
Bobines D'allumage	SPX	910-916
	WAVEWERX	917
Bobines D'armature	SPX	910
Bobines De Détection	SPX	1009-1010
Boîtes CDI	SPX	902-906
Boîtiers De Roulement	SPX	300
Boîtiers D'engrenage - Joints	SPX	495-503
Bottes De Chasse	BAFFIN	136
Bottes De Neige	BAFFIN	134-139
	FLY RACING	133
Bottes De Neige - Enfants	BAFFIN	138-140
Bouchons De Bras Oscillant	SPX	399
Bouchons De Carburateur Welch	SPX	712
Bouchons De Chariots	SPX	186
Bouchons De Radiateur	SPX	731-733
Bouchons De Réservoir D'essence	SPX	723-725
Bouchons De Réservoir D'huile	SPX	731-733
Boucles Déployante Rapide Pour Casques	ECHO	82
Bougies	NGK	899
Bougies - Capuchons	NGK	899-900
	SPX	901
Bougies Parfumée	KLOTZ	1086
Boules	RAM MOUNTS	152-160
Boules D'attelage	ALL BALLS RACING	1044
Boyaux D'essance	EMGO	722
	SPX	722
	TRUBLUE	722

INDEX FRANÇAIS

B

BOYSEN	Adaptateurs D'admission - Carburateurs.....	871-873
	Adaptateurs D'admission - Clapets..	872-873
	Joints D'étanchéité -Soupapes À Clapets	871-874
	Pétales De Soupape À Clapets.....	871-875
	Soupapes À Clapets.....	871-874
Bras	RAM MOUNTS	154
Bras Directionnels	SPX	421
Bras Oscillant	SPX	399
Bras Triangulaires	SPX	409-413
Bras Triangulaires - Bagues/ Coussinets	SPX	414-417
Bras Triangulaires - Rotules	SPX	423-426
Bras Triangulaires - Supports	SPX	214
BRONCO	Bidons D'essence.....	218
	Bielles.....	769
	Butoirs De Câble De Treuil	558
	Câblage De Treuil	558
	Câbles De Treuil.....	556-557
	Capteurs - Température.....	1035
	Engrenages De Treuil.....	557
	Feu Arrière - Lentilles	1027
	Filtres - Huile.....	863-864
	Guides-Câble De Treuil.....	556-557
	Lames De Pelle À Neige.....	600
	Outils - Siphonnage	1098
	Pelles À Neige - Pièces	600
	Pièces Pour Bidons D'essence.....	218
	Pièces Pour Poignées/Pouces Chauffants.....	204
	Poignées Chauffantes.....	204
	Régulateurs De Voltage.....	936-957
	Sangles De Treuil.....	557
	Solénoïdes De Démarreur.....	992
	Solénoïdes De Treuil.....	557-558
	Supports De Pelles À Neige	600
	Télécommandes Et Intérupteurs De Treuil	556-558
	Treuil.....	556
	Tubes De Poussée De Pelles À Neige.	600
Brosses À Chaîne	EMGO	1093
Brumisateurs De Moteur	KLOTZ	1073
Butoirs De Câble De Treuil	BRONCO	558
	KFI	563

C

Câblage De Remorque	HOPKINS	1045-1047
Câblage De Treuil	BRONCO	558
	KFI	562-565
Câbles - Accélérateur	POWERMADD	202
	SPX	202, 645-655
Câbles - Ajusteurs	SPX	669
Câbles - Capot	SPX	186
Câbles - Compteurs De Vitesse	SPX	666-669

C

Câbles - Étrangleurs	SPX	661-662
Câbles - Extrémité	SPX	669
Câbles - Freins	POWERMADD	202
	SPX	636-637
Câbles - Pompe À Huile	SPX	669
Câbles - Soupape D'échappement	SPX	860
Câbles De Survolage	YUASA	897
Câbles De Treuil	BRONCO	556-557
	KFI	565
Cache-Cous	BAFFIN	123
Cagoules	FLY RACING	124
	GEARS CANADA	124
	SPX	124
CAMSO SNOW TRACKS	Attaches De Chenille	242-246
	Chenilles.....	227-240
Capteurs - Air Et Pression	SPX	1039
Capteurs - Cognements	SPX	1033-1034
Capteurs - Compteurs De Vitesse	SPX	1032-1033
Capteurs - Échappement	SPX	862
Capteurs - Position De L'accélérateur	SPX	656-657
Capteurs - Synchronisation De Came	SPX	1033
Capteurs - Température	BRONCO	1035
	SPX	860-862, 1035-1039
Capteurs De Position De L'accélérateur	SPX	656-657
Capuches	BAFFIN	123
Capuchons De Bougies	NGK	899-900
	SPX	901
Capuchons De Roues De Support	SPX	295
Carburateurs - Aiguilles Et Pointeaux	SPX	709
	WINDEROSA	712
Carburateurs - Bouchons De Carburateur	SPX	712
Carburateurs - Diaphragmes	WINDEROSA	700-711
Carburateurs - Ensembles De Réparation	ALL BALLS RACING	701-707
	SPX	700
	WINDEROSA	700
Carburateurs - Flottes	SPX	708
Carburateurs - Jets Pilote	SPX	709
Carburateurs - Jets Principaux	SPX	710
Carburateurs - Joints D'étanchéité	SPX	708-709
	WINDEROSA	721
Casques - Charte De Grandeurs	GMAX	80
	JOE ROCKET	80
	FLY	80
	ZOAN	80
Casques - Cordons Et Pièces Électrique	GMAX	70-84
	SPX	83-86
Casques - Coussinets De Joues	FLY RACING	94-95
	GMAX	87-91

INDEX FRANÇAIS

C

TERMS & INDEX	Casques - Déflecteurs D'haleine	FLY RACING	66-68
		GMAX	52-91
		JOE ROCKET	92-93
NEW	Casques - Doublures	FLY RACING	94-95
		GMAX	87-91
HELMETS	Casques - Dual Sport	GMAX	50-52
		JOE ROCKET	60-64
HELMET ACCESSORIES	Casques - Dual Sport Enfants	GMAX	72
	Casques - Face Ouverte	GMAX	54-55
APPAREL	Casques - Face Ouverte Enfants	GMAX	73-74
	Casques - Inserts De Visière	RALERI	83
ACCESSORIES	Casques - Intégraux	JOE ROCKET	60
	Casques - Intégraux Enfants	GMAX	70
TRACKS & SUSPENSION	Casques - Modulaires	GMAX	46-48
		JOE ROCKET	62
STEERING	Casques - MX	FLY RACING	66-68
		ZOAN	56
TRANS MISSION	Casques - MX Enfants	FLY RACING	76-78
	Casques - Palettes	FLY RACING	66-95
PLOW & WINCH		GMAX	55-92
		JOE ROCKET	93
WIND SHIELDS	Casques - Pièces De Réparation	FLY RACING	95
		GMAX	86-92
BRAKES & CARB.		JOE ROCKET	92-93
	Casques - Protège-Mentons	GMAX	87-91
ENGINE PARTS		JOE ROCKET	93
	Casques - Sacs	FLY RACING	83
ELECTRICAL		GEARS CANADA	83
		GMAX	83
TRAILER	Casques - Visières	ECHO	82
		GMAX	46-92
CHEMICALS		JOE ROCKET	60-64
		ZOAN	56-83
TECH & TOOLS	Casquettes	TAG METALS	1105
	Catalogues	DAYCO	1108
P.O.P		GAMMA	1108
		IRC	1108
		K100 FUEL TREATMENTS	1108
		KFI	1108
		MBRP	1108
		SBS	1108
		SHARK	1101
		SHINKO	1108
		YUASA	1108
	Ceintures Protectrice De Reins	FLY RACING	149
	Chaînes De Boîtiers D'engrenage	SPORTECH	553
		SPX	517
		VENOM	517-528
	Changeurs De Pesées D'embrayage	SPX	542
	Chapeaux - Cache-Cous	BAFFIN	123

C

Chapeaux - Cagoules	FLY RACING	124
	GEARS CANADA	124
	SPX	124
Chapeaux - Capuches	BAFFIN	123
Chapeaux - Casquettes	TAG METALS	1105
Chapeaux - Masques Anti-Buée	BAFFIN	123
	SPX	124
Chapeaux - Tuques	BAFFIN	123
Chargeurs À Batteries	YUASA	897
Chargeurs De Téléphone Cellulaire	ECHO	85
	EMGO	85
	LEXIN	162
	POWERMADD	85
	RAM MOUNTS	158
Chargeurs Ram Mount	LEXIN	162
	RAM MOUNTS	158
Chariots À Motoneige	SKI PROTECT	1088
	SPX	1088-1089
Charte De Grandeurs - Casques	GMAX	80
	JOE ROCKET	80
	FLY	80
	ZOAN	80
Chauffe-Pouces	SPX	205
Chaussettes	BAFFIN	122
Chaussures - Bas	BAFFIN	122
Chaussures - Bottes De Chasse	BAFFIN	136
Chaussures - Bottes De Neige	BAFFIN	134-139
	FLY RACING	133
Chaussures - Bottes De Neige Enfants	BAFFIN	138-140
Chaussures - Doublures De Bottes	BAFFIN	134-139
	FLY RACING	133
Chaussures - Pantoufles	BAFFIN	140
Chaussures - Pantoufles Enfant	BAFFIN	140
Chaussures - Pièces De Bottes	FLY RACING	133
Chenilles	CAMSO SNOW TRACKS	227-240
Clé Pour Cuve À Flottes	EMGO	1094
Clés À Ajustement D'amortisseurs	EMGO	1094
Clés À Bougie	EMGO	1094
	SPX	901
Clés Pour Filtre À Huile	HOPKINS	870
	Other.....	1091
Clips De Chenille	CAMSO SNOW TRACKS	242-246
	SPX	242
COBRA	Pare-Brises.....	602-605
Coffres	EMGO	174
Coffres Imperméable	RAM MOUNTS	156-160
Colles	PERMATEX	1078
Colliers De Course	ROCKHARD	71
Colliers De Tige De Direction	SPX	431

*Également inclus dans la section Motomarine

sales@gammapowersports.com

INDEX FRANÇAIS

C

Colliers Et Raccords De Ligne D'essance	SPX	716-722
Composés De Broyage De Soupapes	PERMATEX	1081
Composés De Joint De Tuyau	PERMATEX	1077
Composés De Rétention	PERMATEX	1077
Composés De Soudure À Froid	PERMATEX	1078
Compresseurs À Ressort D'amortisseur	SPX	332
Compresseurs D'embrayage	EPI	542
	SPX	541
Compteurs De Vitesse - Câbles	SPX	666-669
Compteurs De Vitesse - Capteurs	SPX	1032-1033
Condenseurs	SPX	921
Connecteurs De Bougies	NGK	899-900
	SPX	901
Contrôleurs De Freins De Remorque	HOPKINS	1047
Cordons Et Pièces Électrique De Casques	GMAX	70-84
	SPX	83-86
CORROSION BLOCK	Affiches	1108
	Graisses Imperméable	1082
	Solutions Anti-Corrosive	1082
CORTECH	Autocollants	1104
	Bannières	1104
Coupe Chaînes	EMGO	1093
Coupures D'essance	SPX	721
Courroie D'entraînement - Supports	SPX	464
Courroies - Entraînement	DAYCO	463-475
	GATES	450-461
	TIMKEN	485-490
Courroies - Ventilateurs/Pompe À Eau	SPX	816-820
	TIMKEN	815
Courroies D'arrêt	SPX	323
Course - Vêtements MX	FLY RACING	130-131
Coussinets - Amortisseurs	SPX	352
Coussinets - Barres Stabilisatrice	SPX	407
Coussinets - Bras Oscillant	SPX	427
Coussinets - Bras Triangulaires	SPX	414-417
Coussinets - Embrayages	EPI	523-540
	SPX	530-535
	VENOM	518
Coussinets - Extrémité Avant	SPX	428-429
Coussinets - Leviers Déquillibre	SPX	427-441
Coussinets - Ressorts De Suspension	SPX	354
Coussinets - Roues De Support	PPD INDUSTRIES	294
Coussinets - Skis	SPX	427-429
Coussinets - Suspension	SPX	428
Coussinets De Joutes	FLY RACING	94-95
	GMAX	87-91
Coussins De Guidon	FLY RACING	196
	POWERMADD	196

C

Couvercles	GEARS CANADA	168-170
	SPX	167
Couvertures De Treuil	KFI	565
Couvre-Bornes De Batterie	YUASA	888
Couvre-Disques De Frein	SKINZ PROTECTIVE GEAR	215
Couvre-Sièges	SPX	171
Crampons	STUD BOY	263-265
	WOODY'S	248-258
Crampons - Aiguilleurs De Crampons	WOODY'S	261
Crampons - Écrous	SPX	261
	STUD BOY	267
	WOODY'S	259
Crampons - Forets	SPX	268
	STUD BOY	268
	WOODY'S	261
Crampons - Gabarit	STUD BOY	268
	WOODY'S	262
Crampons - Installateurs	SPX	268
	STUD BOY	268
	WOODY'S	261-269
Crampons - Plaques D'appui	STUD BOY	265-267
	WOODY'S	259-260
Crampons De Pneu Pour Glace	WOODY'S	269
Crochets De Remorquage	KFI	182
Crochets Pour Treuil	KFI	560
Cush Booties	BAFFIN	140
Cush Booties - Enfants	BAFFIN	140
CVTECH-AAB	Roulements - Vilebrequin	785-786
CYCLE COUNTRY	Supports De Pelles À Neige	593-596
Cylindres	SPX	808-810
D		
DAYCO	Catalogues	1108
	Courroies - Entraînement	463-475
Déconnexions De Barre Stabilisatrice	SPX	407-408
Défecteurs D'haleine	FLY RACING	66-68
	GMAX	52-91
	JOE ROCKET	92-93
Dégivres D'essance	SPX	1073
Dégraissants	PERMATEX	1077
	SPRAY NINE	1083
Démarrers	ARROWHEAD	964-980
	SPX	959
Démarrers - Arbres Flexible	ARROWHEAD	964-971
	SPX	961
Démarrers - Engrenages	SPX	963
Démarrers - Ensembles De Réparation	ARROWHEAD	964-979
Démarrers - Entraînements	ARROWHEAD	969-979
	SPX	962-963
Démarrers - Solénoïdes	ARROWHEAD	982-984
	BRONCO	992
	SPX	992

INDEX FRANÇAIS

D

Démarrateurs À Rappel	SPX	817-819
Démarrateurs À Rappel - Cliquets	SPX	824-828
Démarrateurs À Rappel - Cordes	SPX	823
Démarrateurs À Rappel - Poignées	SPX	823
Démarrateurs À Rappel - Poulies	SPX	820-821
Démarrateurs À Rappel - Ressorts	SPX	827-828
Démarrateurs À Rappel - Rondelles	SPX	823
Démarrateurs Portable - Compresseur À Air	SPX	896
Diodes	SPX	922, 1032
Doublures	FLY RACING	94-95
	GMAX	87-91
Doublures De Bottes	BAFFIN	134-139
	FLY RACING	133

E

Échappements	EXSOUND	837
Échappements - Joints	SPX	849-851
Échappements - Pots De Cuisson	SPX	175
Échappements - Ressorts	EMGO	849
	SPX	848
ECHO		
Attaches Rapide Pour Casques		82
Chargeurs De Téléphone Cellulaire..		85
Visières De Casques		82
Economy Brand	Roulements - Suspension	298
Écrous D'étrangleurs	SPX	665
Écrous Et Boulons De Batterie	YUASA	888
Embrayages	SPORTECH	553
	VENOM	518
Embrayages - Bagues/Coussinets	EPI	523-540
	SPX	530-535
	VENOM	518
Embrayages - Ensembles	SPX	532-536
Embrayages - Glisseurs De Came	SPX	508-537
Embrayages - Goujons	SPX	541
	VENOM	518
Embrayages - Hélices	VENOM	518
Embrayages - Pesées De Calibration	SPX	530-537
	VENOM	525
Embrayages - Rampes	VENOM	529
Embrayages - Ressorts D'embrayage	EPI	520-523
	VENOM	519-525
Embrayages - Rondelles	VENOM	518-524
Embrayages - Rouleaux	SPX	533-540
	VENOM	525
EMGO		
Brosses À Chaîne		1093
Chargeurs De Téléphone Cellulaire..		85
Clé Pour Cuve À Flottes		1094
Clés À Ajustement D'amortisseurs...		1094
Clés À Bougie		1094
Coffres		174
Coupe Chaînes		1093
Extracteurs De Chaîne		1093

E

EMGO		
Filtres - Huile		870
Jauges De Hauteur De Flottes		1094
Jauges De Pression Des Pneus		1093
Lignes À Essance		722
Lubrificateur De Câbles		1094
Outils - Poignées En T		1091
Outils De Rivets De Chaîne		1093
Pilotes À Percussion		1094
Ressorts D'échappement		849
Supports D'embrayage		1094
Enfants - Bottes De Neige	BAFFIN	138-140
Enfants - Casques Dual Sport	GMAX	72
Enfants - Casques Face Ouverte	GMAX	73-74
Enfants - Casques Intégraux	GMAX	70
Enfants - Casques MX	FLY RACING	76-78
Enfants - Cush Booties	BAFFIN	140
Enfants - Lunettes	FLY RACING	142
Enfants - Protecteurs De Torso	FLY RACING	146-147
	TEKRIDER	145
Enfants - Une Pièce De Neige	SWEEP	117
Engrenages De Boîtiers D'engrenage	SPORTECH	553
	SPX	515-516
	VENOM	515-528
Engrenages De Démarreur	SPX	963
Engrenages De Pompe À Eau	SPX	811-812
Engrenages De Pompe À Huile	SPX	815
Engrenages De Soupapes Rotative	SPX	811
Engrenages De Treuil	BRONCO	557
Ensemble De Neige Une Pièce	SWEEP	98-113
Ensemble De Neige Une Pièce - Enfants	SWEEP	117
Ensembles De Conversion D'étrangleur	SPX	665
Ensembles De Renforcement De Châssis	SPX	215
Ensembles De Renforcement De Rails	SPX	215
Ensembles De Réparation De Carburateur	ALL BALLS RACING	701-707
	SPX	700
	WINDEROSA	700
Ensembles De Réparation De Rails	SPX	296
Ensembles D'outils D'embrayage	SPX	541, 1090
Entonnoirs	HOPKINS	1097-1098
	MATRIX	1097
	MR.FUNNEL	1097
Entraînements De Démarrateurs	ARROWHEAD	969-979
	SPX	962-963
EPI		
Bagues - Embrayages		523-540
Compresseurs D'embrayage		542
Extracteurs D'embrayage		542
Ressorts D'embrayage		520-523
Épisseuses De Câbles De Bougies	NGK	900

INDEX FRANÇAIS

E

Équipement De Protection - Colliers	ROCKHARD	71
Équipement De Protection - Compression	FLY RACING	148
Équipement De Protection - Coude	FLY RACING	149
Équipement De Protection - Genoux	FLY RACING	149
Équipement De Protection - Manches Long	FLY RACING	148
Équipement De Protection - Poignets	SPX	132
Équipement De Protection - Reins	FLY RACING	149
Équipement De Protection - Torsos Enfants	FLY RACING	146-147
	TEKRIDER	145
	FLY RACING	146-147
	TEKRIDER	145
ERICKSON	Ancrages D'arrimage	1052
	Attaches	1050-1052
	Filets Pour Cargaison	1052
	Sangles De Récupération	1052
Espaceurs De Ski	SPX	396
Étriers De Frein	SPX	621
EXO	Skis	397
	Supports De Ski	397
	Silencieux	837
EXSOUND	Extracteurs D'axe De Piston	SPX 736
	Extracteurs De Chaîne	EMGO 1093
	Extracteurs De Ressort D'échappement	ACS 849
		GGB EXHAUST 849
		SPX 849
		WOODY'S 849
Extracteurs De Volants	SPX	1091
Extracteurs D'embrayage	EPI	542
	SPX	542-552
	VENOM	542
Extrémités De Câble	SPX	669
Extrémités De Guidon	SPORTECH	203
Ez-Hitches	ALL BALLS RACING	1044

F

FAST ORANGE	Nettoyants - Mains	1084
Feu Arrière - Lentilles	BRONCO	1027
	SPX	1023-1028
Feux Arrières	SPX	1022-1028
Filets Pour Cargaison	ERICKSON	1052
	SPX	1052
Fils De Bougie	SPX	901
Filtres - Air	SPX	719-720
Filtres - Essence	SPX	713-718
Filtres - Huile	BRONCO	863-864
	EMGO	870
	FRAM FILTERS	865-866
	PROFILTER	867
	SPX	713, 864

F

Fixations De Pare-Brise	SNOSTUFF	615-616
	SPX	616
Flaps À Neige	SPX	216-217
FLY RACING	Affiches	1101
	Articles Promotionnels	1102
	Autocollants	1102-1103
	Bannières	1102
	Bottes De Neige	133
	Cagoules	124
	Casques - MX	66-68
	Casques - MX Enfants	76-78
FLY RACING	Ceintures Protectrice De Reins	149
	Coussinets De Joues	94-95
	Coussins De Guidon	196
	Défecteurs D'haleine	66-68
	Doublures	94-95
	Doublures De Bottes	133
	Gants - MX	130-131
	Gants - Neige	130
	Gants Chauffants	129-130
	Guidons	194-195
	Interrupteurs D'urgence	933
	Lentilles De Lunettes	142
	Lunettes	141-142
	Lunettes - Enfants	142
	Manteaux - Neige	119-120
	Outils - Poignées En T	1091
	Palettes De Casque	66-95
	Pantalons - Neige	119-120
	Pièces De Réparation De Casque	95
	Pièces Pour Bottes	133
	Pièces Pour Vêtements Chauffants	129-130
	Pincés De Guidon	196
	Protecteurs De Torso	146-147
	Protecteurs De Torso D'enfants	146-147
	Protection À Manches Longues	148
	Protections De Coude	149
	Protège-Genoux	149
	Rangement Des Lunettes	142
	Rehausseur De Guidon	196
	Rubans De Piste	1102
	Sacs À Dos	173
	Sacs À Outils	174
	Sacs D'équipement	172
	Sacs D'hydratation	174
	Sacs Pour Casque	83
	Sous-Vêtements De Compression	148
Fogstop	RALERI	83
Forets Pour Crampons	SPX	268
	STUD BOY	268
	WOODY'S	261

INDEX FRANÇAIS

F

FOX	Pièces De Reconstruction D'amortisseurs	323
FRAM FILTERS	Filtres - Huile	865-866
Frein Filets	PERMATEX	1076
Freins - Câbles	POWERMADD	202
	SPX	636-637
Freins - Leviers	SPX	660
Freins - Maître-Cylindres	SPX	670
Freins - Plaquettes	SPX	620-632
Freins - Sabots	SPX	620
Fusibles	SPX	902

G

Gabarit Pour Crampons	STUD BOY	268
	WOODY'S	262
GAMMA	Affiches	1100-1104
	Articles Promotionnels	1108
	Catalogues	1108
Gants - MX	FLY RACING	130-131
Gants - Neige	BAFFIN	131-132
	FLY RACING	130
	JOE ROCKET	127-128
	SWEEP	125-126
	ZOAN	129
Gants Chauffants	FLY RACING	129-130
Garde-Neiges	SPX	216-217
GARLAND MANUFACTURING	Glissières	273
	Protecteurs De Tunnel	272
GATES	Courroies - Entraînement	450-461
GEARS CANADA	Cagoules	124
	Sacs Pour Casque	83
GGB EXHAUST	Autocollants	1108
	Bannières	1108
	Extracteurs De Ressort	849
	D'échappement	836-837
Glisseurs De Came D'embrayage	SPX	508-537
Glissières	GARLAND MANUFACTURING	273
	SPX	272-273
GMAX	Affiches	1100
	Casques - Dual Sport	50-52
	Casques - Dual Sport Enfants	72
	Casques - Face Ouverte	54-55
	Casques - Face Ouverte Enfants	73-74
	Casques - Intégraux Enfants	70
	Casques - Modulaires	46-48
	Cordons Et Pièces Électrique De Casques	70-84
	Coussinets De Joues	87-91
	Déflecteurs D'haleine	52-91
	Doublures	87-91
	Palettes De Casque	55-92
	Pièces De Réparation De Casque	86-92
	Protège-Mentons	87-91

G

GMAX	Sacs Pour Casque	83
	Visières De Casques	46-92
Goggle Garage	FLY RACING	142
Goujons D'attelage	KFI	566
Goujons D'embrayage	SPX	541
	VENOM	518
Graisses - Diélectrique	PERMATEX	1079
Graisses - Essieu	INTERPARTS	1072
Graisses - Lithium Blanc	GUMOUT	1080
	PERMATEX	1080
	MAXIMA RACING OILS	1064
	MAXIMA RACING OILS	1064
	KLUBER	736
	PERMATEX	1080
	CORROSION BLOCK	1082
	CORROSION BLOCK	1082
	ACS	272
	SPX	270-271
	SPX	211
	KFI	566
Griffes À Glace	ANCASTER PLASTICS	1056
Grilles De Treuil	BRONCO	556-557
Guides De Ski Pour Remorque	KFI	560, 592
Guides-Câble De Treuil	FLY RACING	194-195
	SPX	195
Guidons	FLY RACING	196
	POWERMADD	196
	SPORTECH	203
	SPX	204
	FLY RACING	196
	POWERMADD	199-200
	SPORTECH	203
	SPX	195-203
	FLY RACING	196
	POWERMADD	197-201
	SPX	196-201
GUMOUT	Augmenteurs D'octane	1085
	Graisses - Lithium Blanc	1080
	Lubrifiants - Chaîne	1080
	Lubrifiants - Huiles Pénétrante	1080
	Lubrifiants - Silicone	1080
	Nettoyants - Batteries	1079
	Nettoyants - Carburateur	1080
	Nettoyants - Freins	1080

H

Hélices D'embrayage	VENOM	518
HOPKINS	Becs Verseur	1098
	Câblage De Remorque	1045-1047
	Clés Pour Filtre À Huile	870
	Contrôleurs De Freins De Remorque	1047
	Entonnoirs	1097-1098

INDEX FRANÇAIS

H

HOPKINS	Outils - Siphonnage	1098
	Prises Allume-Cigare	84
	Seringues De Mélange	1091
Housses	GEARS CANADA	168-170
	SPX	167
Huiles - Amortisseurs	TORCO	323
Huiles - Boîtiers D'engrenage	MAXIMA RACING OILS	517, 1066
	TORCO	517
Huiles - Brumissante	KLOTZ	1073
Huiles - Filtres À Air	MAXIMA RACING OILS	1069
	TORCO	1072
Huiles - Freins	MAXIMA RACING OILS	1065
Huiles - Moteur	KLOTZ	1073
	MAXIMA RACING OILS	1058-1062
	TORCO	1070-1071

I

Inserts De Visière De Casques	RALERI	83
Installateurs D'attaches De Chenille	Other.....	241
	WOODY'S	241
Installateurs De Crampons	SPX	268
	STUD BOY	268
	WOODY'S	261-269
Installateurs De Pincés Retenue Piston	SPX	736
Installateurs De Segments De Piston	Other.....	736
Intercomes Bluetooth	LEXIN	164-166
INTERPARTS	Graisses - Essieu.....	1072
Interrupteurs De Démarreur	SPX	922-928
Interrupteurs De Feux De Freinage	SPX	1029-1031
Interrupteurs De Marche-Arrières	SPX	928
Interrupteurs D'éclairage	SPX	933-935
Interrupteurs D'urgence	FLY RACING	933
	SPX	928-933
IRC	Catalogues	1108

J

Jauges De Hauteur De Flottes	EMGO	1094
Jauges De Pression Des Pneus	EMGO	1093
Jauges De Tension De Chenille	WOODY'S	241
Jauges D'essance	SPX	723
Jets - Pilote	SPX	709
Jets - Principaux	SPX	710
JOE ROCKET	Casques - Dual Sport	60-64
	Casques - Intégraux	60
	Casques - Modulaires.....	62
	Défecteurs D'haleine	92-93
	Gants - Neige.....	127-128
	Palettes De Casque.....	93
	Pièces De Réparation De Casque.....	92-93
	Protège-Mentons	93
	Visières De Casques	60-64

J

Joint - Boîtiers D'engrenage	SPX	495-503
Joint - Pompe À Eau	SPX	812
Joint - Vilebrequins	SPX	776-812
Joint À Rotule	SPX	423-426
Joint D'échappement	SPX	849-851
Joint D'étanchéité - Boîtiers Engrenage	SPX	502-503
Joint D'étanchéité - Carburateur	SPX	708-709
	WINDEROSA	721
Joint D'étanchéité - Échappement	SPX	846-847
Joint D'étanchéité - Moteur Complet	SPX	764-807
	VERTEX	789-801
Joint D'étanchéité - Têtes De Moteur	SPX	803-805
	VERTEX	789-801
Joint D'étanchéité Instantané	PERMATEX	1074
Joint D'étanchéité - Soupapes À Clapets	BOYSEEN	871-874
	SPX	877
	V-FORCE	876

K

K100 FUEL TREATMENTS	Affiches	1106
	Catalogues	1108
	Traitements D'essance	1086
KFI	Accessoires De Treuils	562-571
	Affiches	1105
	Attelages.....	567-575
	Barres D'usure De Pelles À Neige....	591
	Butoirs De Câble De Treuil	563
	Câblage De Treuil	562-565
	Câbles De Treuil.....	565
	Catalogues	1108
	Couvertures De Treuil	565
	Crochets De Remorquage	182
	Crochets Pour Treuil.....	560
	Goujons D'attelage	566
	Grilles De Treuil	566
	Guides-Câble De Treuil.....	560, 592
	Lames De Pelle À Neige	587
	Montures De Boule D'attelage.....	562
	Pare-Chocs - Arrière.....	182
	Pare-Chocs - Avant	182
	Pelles À Neige - Pièces	588-592
	Rabats De Pelles À Neige	591
	Sangles De Treuil.....	564
	Solénoïdes De Treuil.....	562
	Supports De Pelles À Neige	572-599
	Supports De Treuil	563-586
	Supports Multiples	563-566
	Systèmes De Remorquage.....	561
	Télécommandes Et Interrupteurs De Treuil	562

INDEX FRANÇAIS

K

KFI	Treuil.....	559-561
	Tubes De Poussée De Pelles À Neige.....	587-592
KLOTZ	Augmenteurs D'octane.....	1073
	Bougies Parfumée.....	1086
	Huiles - Brumissante.....	1073
	Huiles - Moteur.....	1073
	Lubrifiants - Chaîne.....	517
KLUBER	Graisses - Roulements.....	736
KML	Roulements - Roue De Remorque....	298
	Roulements - Suspension.....	298
	Roulements - Vilebrequin.....	786

L

Lames De Pelle À Neige	BRONCO	600
	KFI	587
LC	Bidons D'essance.....	218
	Pièces Pour Bidons D'essance.....	218
Led - Feux Arrières	SPX	1022
Lentilles De Lunettes	FLY RACING	142
	SPX	143-144
		203,
Leviers - Accélérateur	SPX	658-659
Leviers - Accélérateur Chauffant	SPX	658-659
Leviers - Étrangleurs	SPX	665
Leviers De Frein	SPX	660
Leviers D'équilibre	SPX	441
Leviers D'équilibre - Bagues/ Coussinets	SPX	427-441
Leviers D'étrangleurs	SPX	665
LEXIN	Bluetooth - Intercoms.....	164-166
	Chargeurs De Téléphone Cellulaire..	162
	Systèmes De Communication - Pièces.....	165-166
Lignes À Essence	EMGO	722
	SPX	722
	TRUBLEUE	722
Limes À Segments De Piston	SPX	736
Limiteurs De Vitesse	SPX	1031
Liquides De Refroidissement	MAXIMA RACING OILS	1063
	PRESTONE	1085
Lisses Au Carburé	ACS	390-396
	SPX	364-397
	STUD BOY	371-376
	WOODY'S	364-398
Loquets De Capot/Panneau	SPX	187-193
Lubrifiants - Chaîne	GUMOUT	1080
	KLOTZ	517
	MAXIMA RACING OILS	1068
	TORCO	1072
	PERMATEX	1081
	MAXIMA RACING OILS	1069
	TORCO	1072
Lubrifiants - Freins	GUMOUT	1080
Lubrifiants - Huile Pour Filtre À Air	TORCO	1072
Lubrifiants - Huiles Pénétrante	GUMOUT	1080
	TORCO	1072

L

Lubrifiants - Montage	MAXIMA RACING OILS	1064
	PERMATEX	736
	TORCO	736
Lubrifiants - Multi-Usages	ACF-50	1082
	CORROSION BLOCK	1082
	GUMOUT	1080
Lubrificateur De Câbles	EMGO	1094
Lunettes	FLY RACING	141-142
	SPX	143-144
	ZOAN	59
Lunettes - Enfants	FLY RACING	142
Lunettes - Lentilles	FLY RACING	142
	SPX	143-144
Lunettes - Pellicule Tear-Offs	ZOAN	59

M

Magnétos	ARROWHEAD	1002
	SPX	1004-1009
Maître-Cylindres - Freins	SPX	670
Manchons De Guidon	SPX	204
Manteaux - Neige	FLY RACING	119-120
	SWEEP	107-115
Marqueurs De Chenilles	WOODY'S	261
Masques Anti-Buée	BAFFIN	123
	SPX	124
MATRIX	Articles Promotionnels.....	1103
	Attaches.....	1049
	Bidons D'essance.....	219
	Entonnoirs.....	1097
	Pièces Pour Bidons D'essance.....	219
MAXIMA RACING OILS	Anti-Gels.....	1063
	Augmenteurs D'octane.....	1066
	Graisses - Montage.....	1064
	Graisses - Multi-Usages.....	1064
	Huiles - Boîtiers D'engrenage.....	517, 1066
	Huiles - Filtres À Air.....	1069
	Huiles - Freins.....	1065
	Huiles - Moteur.....	1058-1062
	Lubrifiants - Chaîne.....	1068
	Lubrifiants - Montage.....	1064
	Nettoyants - Chaîne.....	1067
	Nettoyants - Contacts Électriques....	1067
	Nettoyants - Filtre À Air.....	1066-1069
	Nettoyants - Suspension.....	1068
	Nettoyants Et Scellants.....	1068
	Sc1 Détaillant.....	1067
	Seringues De Mélange.....	1098
	Traitements D'essance.....	1064
	Catalogues.....	1108
MBRP	Miroirs.....	SPX
		183-185
	Miroirs De Protège-Mains.....	POWERMADD
		207-210
	Miroirs De Remorquage.....	REESE
		1056

INDEX FRANÇAIS

M

Mitaines - Neige	BAFFIN	131
	ZOAN	129
Mixmizer	HOPKINS	1091
Module De Capteur D'échappement	SPX	862
Montages	RAM MOUNTS	152-160
Montages Ram	RAM MOUNTS	156-160
Montures De Boule D'attelage	ALL BALLS RACING	1044
	KFI	562
Montures De Pelles À Neige	BRONCO	600
	CYCLE COUNTRY	593-596
	KFI	572-599
Montures De Protège-Mains	POWERMADD	206-210
Montures De Ski	EXO	397
Montures De Treuil	KFI	563-586
Montures Multiples	KFI	563-566
Motocross	BATTERIES	883-889
MR.FUNNEL	Entonnoirs.....	1097

N

NAMURA	Pistons.....	756
	Segments De Piston.....	756
Nettoyants - Batteries	GUMOUT	1079
	PERMATEX	1079
Nettoyants - Carburateur	GUMOUT	1080
Nettoyants - Chaîne	MAXIMA RACING OILS	1067
Nettoyants - Contacts	TORCO	1072
Nettoyants - Contacts Électriques	MAXIMA RACING OILS	1067
	PERMATEX	1079
Nettoyants - Dégraissants	PERMATEX	1077
	SPRAY NINE	1083
Nettoyants - Désinfectants	ODOR-AID	1085
	SPRAY NINE	1083
Nettoyants - Filtre À Air	MAXIMA RACING OILS	1066-1069
Nettoyants - Freins	GUMOUT	1080
	TORCO	1072
Nettoyants - Mains	FAST ORANGE	1084
Nettoyants - Marine	SPRAY NINE	1084
Nettoyants - Pièces	SPRAY NINE	1084
Nettoyants - Suspension	MAXIMA RACING OILS	1068
Nettoyants - Verre	SPRAY NINE	1083
Nettoyants Et Scellants	MAXIMA RACING OILS	1067-1068
	TORCO	1072
NGK	Bougies.....	899
	Capuchons De Bougies.....	899-900
	Épisseuses De Câbles De Bougies ...	900
NTN	Roulements - Roue De Remorque	297
	Roulements - Suspension.....	297-299
	Roulements - Vilebrequin.....	784-785

O

ODX	Ampoules Led.....	1011-1014
	Assemblages De Phares Led.....	1014
	Relais Pour Ampoules Led.....	1015

O

ODX	Résisteurs D'ampoules Led.....	1015
	Résisteurs D'ampoules Led.....	1015
Oeillets	SPX	850
Other	Clés Pour Filtre À Huile.....	1091
	Installateurs D'attaches De Chenille	241
	Installateurs De Segments De Piston..	736
	Outils - Poignées En T.....	1091
	Poignées De Passager.....	175
Outils - Aiguilleurs De Crampons	WOODY'S	261
Outils - Bec Verseur	HOPKINS	1098
Outils - Chaînes D'entraînement	EMGO	1093
Outils - Changeurs De Pesées D'embrayage	SPX	542
Outils - Chenilles	Other.....	241
	WOODY'S	241
Outils - Clé Pour Cuve À Flottes	EMGO	1094
Outils - Clés À Bougie	EMGO	1094
	SPX	901
Outils - Clés Ajustement D'amortisseurs	EMGO	1094
Outils - Clés Pour Filtre À Huile	HOPKINS	870
	OTHER	1091
Outils - Compresseurs D'amortisseur	SPX	332
Outils - Compresseurs D'embrayage	EPI	542
	SPX	541
Outils - Coupe Chaînes	EMGO	1093
Outils - Décalage D'embrayage	SPX	541
Outils - Embrayages	SPX	541, 1090
Outils - Entonnoirs	HOPKINS	1097-1098
	MATRIX	1097
	MR.FUNNEL	1097
Outils - Épisseurs De Câbles De Bougies	NGK	900
Outils - Essieu	SPX	1090
	VENOM	542
Outils - Extracteurs D'axe De Piston	SPX	736
Outils - Extracteurs De Volants	SPX	1091
Outils - Extracteurs D'embrayage	EPI	542
	SPX	542-552
	VENOM	542
Outils - Forets Pour Crampons	SPX	268
	STUD BOY	268
	WOODY'S	261
Outils - Gabarits De Crampons	STUD BOY	268
	WOODY'S	262
Outils - Installateur De Crampons	SPX	268
	STUD BOY	268
	WOODY'S	261-269
Outils - Installateurs De Courroies	SPX	541, 1092
	VENOM	541
Outils - Jauges De Hauteur De Flottes	EMGO	1094

INDEX FRANÇAIS

O

TERMS & INDEX	Outils - Jauges De Pression Des Pneus	EMGO	1093
NEW	Outils - Jauges De Tension De Chenille	WOODY'S	241
	Outils - Jets De Carburateur	SPX	709
HELMETS	Outils - Limes À Segments De Piston	SPX	736
HELMET ACCESSORIES	Outils - Lubrificateur De Câbles	EMGO	1094
	Outils - Marqueurs De Chenilles	WOODY'S	261
	Outils - Mélange	HOPKINS	1091
		MAXIMA RACING OILS	1098
APPAREL	Outils - Pilotes À Percussion	EMGO	1094
	Outils - Pistons	Other	736
		SPX	736
ACCESSORIES	Outils - Poignées En T	EMGO	1091
		FLY RACING	1091
		Other	1091
TRACKS & SUSPENSION	Outils - Ressorts D'échappement	ACS	849
		GGB EXHAUST	849
		SPX	849
		WOODY'S	849
STEERING	Outils - Sacs	FLY RACING	174
TRANS MISSION	Outils - Siphonnage	BRONCO	1098
		HOPKINS	1098
	Outils - Supports D'embrayage	EMGO	1094
		SPX	541, 1090
PLOW & WINCH	Outils De Décalage D'embrayage	SPX	541
WIND SHIELDS	Outils De Rivets De Chaîne	EMGO	1093

P

PALETTE	Palettes De Casque	FLY RACING	66-95
		GMAX	55-92
		JOE ROCKET	93
ENGINE PARTS	Pantalons - Neige	FLY RACING	119-120
		SWEEP	109-116
	Pare-Brises	COBRA	602-605
		POWERMADD	603
		SNOSTUFF	606-615
ELECTRICAL	Pare-Chocs - Arrière	KFI	182
		SKINZ PROTECTIVE GEAR	181
TRAILER		SPX	179-181
	Pare-Chocs - Avant	KFI	182
		SKINZ PROTECTIVE GEAR	181
CHEMICALS		SPX	178-181
	Pelles À Neige	SPX	213
TECH & TOOLS	Pelles À Neige - Barres D'usure	KFI	591
	Pelles À Neige - Lames	BRONCO	600
		KFI	587
P.O.P.	Pelles À Neige - Pièces	BRONCO	600
		KFI	588-592
	Pelles À Neige - Rabats	KFI	591
	Pelles À Neige - Supports/ Montures	BRONCO	600

P

	Pelles À Neige - Supports/ Montures	CYCLE COUNTRY	593-596
		KFI	572-599
	PERMATEX	Adhésifs En Silicone	1078
		Anti-Grippants	1081
		Bloqueurs De Filets	1076
		Colles	1078
		Composés De Broyage De Soupapes	1081
		Composés De Joint De Tuyau	1077
		Composés De Rétention	1077
		Composés De Soudure À Froid	1078
		Dégraissants	1077
		Graisses - Diélectrique	1079
		Graisses - Lithium Blanc	1080
		Graisses - Synthétiques	1080
		Joints D'étanchéité Instantané	1074
		Lubrifiants - Freins	1081
		Lubrifiants - Montage	736
		Nettoyants - Batteries	1079
		Nettoyants - Contacts Électriques	1079
		Réparation De Vinyle Et De Cuir	1078
		Réservoirs D'essence Et Radiateur	1078
		Rubans Électrique Liquide	1079
		Scellants - Filetage	1077
		Scellants - Hydrauliques/Pneumatiques	1077
		Scellants - Joints D'étanchéité	1074-1075
		Super Colles	1078
	Pesées De Calibration	SPX	530-537
		VENOM	525
	Pétales De Soupape À Clapets	BOYSEN	871-875
		SPX	878
		V-FORCE	876-877
	Phares	SPX	1021
	Pièces De Reconstruction D'amortisseurs	FOX	323
		RYDE FX	323
		SPX	323
	Pièces De Réparation De Casque	FLY RACING	95
		GMAX	86-92
		JOE ROCKET	92-93
	Pièces Et Accessoires De Skis	SPX	407-430
	Pièces Pour Bidons D'essence	BRONCO	218
		LC	218
		MATRIX	219
	Pièces Pour Bottes	FLY RACING	133
	Pièces Pour Poignées/Pouces Chauffants	BRONCO	204
		SPX	205, 933
	Pièces Pour Protège-Mains	POWERMADD	206-209
	Pièces Pour Vêtements Chauffants	FLY RACING	129-130
	Pignons D'entraînement	PPD INDUSTRIES	296
		SPX	300
	Piles Pour Lunettes Chauffant	SPX	143

INDEX FRANÇAIS

P

Pilotes À Percussion	EMGO	1094
Pinces De Guidon	FLY RACING	196
	POWERMADD	199-200
Pinces De Retenue De Piston	SPX	738-761
Pinces De Retenue De Roue De Support	PPD INDUSTRIES	294
Pinces Pour Ligne D'essance	SPX	716-722
Pistons	NAMURA	756
	SPX	738-764
Pistons - Pinces De Retenue	SPX	738-761
Pistons - Roulement À Aiguille	SPX	738-776
Pistons - Segments	NAMURA	756
	SPX	738-759
Plaques D'appui	STUD BOY	265-267
	WOODY'S	259-260
Plaques De Protection	SPORTECH	175
Plaquettes De Frein	SPX	620-632
Plateaux De Batterie	YUASA	888
Poignées	SPX	195
Poignées Chauffantes	BRONCO	204
	SPX	205
Poignées De Guidon	SPORTECH	203
	SPX	195-203
Poignées De Passager	Other.....	175
	SPX	175
Points	SPX	920
Pompes À Eau - Engrenages	SPX	811-812
Pompes À Eau - Ensembles	SPX	813-815
Réparation	VERTEX	797
Pompes À Essance	SPX	696-700
Pompes À Essance - Ensembles	SPX	689
Réparation	VERTEX	689
	WINDEROSA	689-693
Porte-Ampoules	SPX	901
Porte-Boissons	RAM MOUNTS	156-160
	SPX	175
Porte-Bougies	SPX	901
Porte-Gps	RAM MOUNTS	156
Pots De Cuisson Sur Échappement	SPX	175
POWERMADD	Câbles - Accélérateur.....	202
	Câbles - Freins.....	202
	Chargeurs De Téléphone Cellulaire..	85
	Coussins De Guidon.....	196
	Miroirs De Protège-Mains.....	207-210
	Pare-Brises.....	603
	Pièces Pour Protège-Mains.....	206-209
	Pinces De Guidon.....	199-200
	Protège-Mains.....	206-211
	Rehausseur De Guidon.....	197-201
	Supports De Protège-Mains.....	206-210

P

PPD INDUSTRIES	Bagues - Roues De Support.....	294
	Pignons D'entraînement.....	296
	Pinces De Retenue De Roue De Support.....	294
	Roues De Support.....	279-294
	Roulements - Suspension.....	287
PRESTONE	Anti-Gels.....	1085
Prises Allume-Cigare	HOPKINS	84
	SPX	84
Prises De Courant	HOPKINS	84
	SPX	84
PROFILTER	Filtres - Huile.....	867
Protecteurs De Torso	FLY RACING	146-147
	TEKRIDER	145
Protecteurs De Torso D'enfants	FLY RACING	146-147
	TEKRIDER	145
Protecteurs De Tunnel	GARLAND MANUFACTURING	272
	SPX	272
Protection À Manches Longues	FLY RACING	148
Protections De Coude	FLY RACING	149
Protège-Genoux	FLY RACING	149
	SPX	215
Protège-Mains	POWERMADD	206-211
Protège-Mains - Miroirs	POWERMADD	207-210
Protège-Mains - Pièces Et Accessoires	POWERMADD	206-209
Protège-Mains - Supports/ Montures	POWERMADD	206-210
Protège-Mentons	GMAX	87-91
	JOE ROCKET	93
Protège-Phares	SPORTECH	617
R		
Rabats De Pelles À Neige	KFI	591
Rails D'arrimage	STEADYMATE	1055-1056
RALERI	Inserts De Visière De Casques.....	83
RAM MOUNTS	Adaptateurs.....	155
	Affiches.....	1107
	Aquaboxes.....	156-160
	Bases.....	152-160
	Bases Marine.....	152
	Bras.....	154
	Chargeurs De Téléphone Cellulaire..	158
	Porte-Boissons.....	156-160
	Porte-Gps.....	156
	Supports À Cellulaire.....	156-160
	Supports Universel.....	156-160
	Verrous.....	154
	X-Grips.....	156-160
Rampes D'embrayage	VENOM	529
Rangement Des Lunettes	FLY RACING	142
RBI BEARINGS	Roulements - Suspension.....	298
Redresseurs De Voltage	SPX	947-958
REESE	Miroirs De Remorquage.....	1056

INDEX FRANÇAIS

R	
Régulateurs De Voltage	ARROWHEAD 936-938 BRONCO 936-957 SPX 947-948
Rehausseur De Guidon	FLY RACING 196 POWERMADD 197-201 SPX 196-201
Relais	SPX 902
Relais De Démarreur	ARROWHEAD 982-984 BRONCO 992 SPX 992
Relais Pour Ampoules Led	ODX 1015
Remontant D'octane	GUMOUT 1085 KLOTZ 1073 MAXIMA RACING OILS 1066 TORCO 1072
Remorque - Guides De Ski	ANCASTER PLASTICS 1056
Remorques - Boules D'attelage	ALL BALLS RACING 1044
Remorques - Câblage	HOPKINS 1045-1047
Remorques - Monture De Boule D'attelage	ALL BALLS RACING 1044 KFI 562
Remorques - Roulements De Roue	KML 298 NTN 297
Remorques - Contrôleurs De Freins	HOPKINS 1047
Réparation De Démarreurs	ARROWHEAD 964-979
Réparation De Pompe À Eau	SPX 813-815 VERTEX 797
Réparation De Pompe À Essence	SPX 689 VERTEX 689 WINDEROSA 689-693
Réparation De Vinyle Et De Cuir	PERMATEX 1078
Repose-Pieds	SPX 216
Réservoirs De Radiateur	SPX 733
Réservoirs D'essance	BRONCO 218 LC 218 MATRIX 219
Réservoirs D'essance - Pièces	BRONCO 218 LC 218 MATRIX 219
Réservoirs D'essance Et Radiateur	PERMATEX 1078
Résisteurs D'ampoules Led	ODX 1015
Résisteurs D'ampoules Led	ODX 1015
Ressorts De Suspension	SPX 353
Ressorts D'échappement	EMGO 849 SPX 848
Ressorts D'embrayage	EPI 520-523 VENOM 519-525
Rétroviseurs De Remorquage	REESE 1056
Rivets	SPX 272
ROCKHARD	Colliers De Course 71
ROK STRAPS	Attaches 1048

R	
Rondelles De Vilebrequin	SPX 771
Rondelles D'embrayage	VENOM 518-524
Roues De Bogie	SPX 296
Roues De Ski	SPX 1088
Roues De Support	PPD INDUSTRIES 279-294
Roues De Support - Bagues/ Coussinets	PPD INDUSTRIES 294
Roues De Support - Capuchons	SPX 295
Rouleaux D'embrayage	SPX 533-540 VENOM 525
Roulements - Boîtiers D'engrenage	ALL BALLS RACING 301-321
Roulements - Roue De Remorque	KML 298 NTN 297
Roulements - Suspension	ALL BALLS RACING 298-299 Economy Brand 298 KML 298 NTN 297-299 PPD INDUSTRIES 287 RBI BEARINGS 298
Roulements - Vilebrequin	CVTECH-AAB 785-786 KML 786 NTN 784-785 SPX 782-784
Roulements À Aiguilles De Piston	SPX 738-776
Rubans De Piste	FLY RACING 1102
Rubans Électrique Liquide	PERMATEX 1079
RYDE FX	Pièces De Reconstruction D'amortisseurs 323
Sabots De Frein	SPX 620
Sacs À Dos	FLY RACING 173
Sacs À Outils	FLY RACING 174
Sacs De Guidon Chauffants	SPX 203
Sacs De Pare-Brise	SPORTECH 171
Sacs D'équipement	FLY RACING 172
Sacs D'hydratation	FLY RACING 174
Sacs Pour Casque	FLY RACING 83 GEARS CANADA 83 GMAX 83
Sacs Pour Visières	GMAX 83
Sangles	ERICKSON 1050-1052 MATRIX 1049 ROK STRAPS 1048 STEADYMATE 211, 1056 SPX 896
Sangles De Batterie	SPX 186-191
Sangles De Coffre	SPX 186-191
Sangles De Récupération	ERICKSON 1052 SNOBUNJE 212-213 BRONCO 557 KFI 564
Sangles De Treuil	BRONCO 557 KFI 564
Sc1 Détaillant	MAXIMA RACING OILS 1067
Scellants - Batteries	PERMATEX 1079
Scellants - Essence Et Radiateur	PERMATEX 1078

INDEX FRANÇAIS

S		
Scellants - Filetage	PERMATEX	1077
Scellants - Hydrauliques/ Pneumatiques	PERMATEX	1077
Scellants - Joints D'étanchéité	PERMATEX	1074-1075
Scies	SNOBUNJE	212
Segments De Piston	NAMURA	756
	SPX	738-759
Seringues De Mélange	HOPKINS	1091
	MAXIMA RACING OILS	1098
SHARK	Articles Promotionnels	1101
	Autocollants	1101
	Catalogues	1101
SHINKO	Catalogues	1108
Silencieux	EXSOUND	837
	GGB EXHAUST	836-837
SKINZ PROTECTIVE GEAR	Couvre-Disques De Frein	215
	Pare-Chocs - Arrière	181
	Pare-Chocs - Avant	181
Skis	EXO	397
Skis - Bagues/Coussinets	SPX	427-429
Skis - Pièces Et Accessoires	SPX	407-430
Skis - Supports/Montures	EXO	397
SNOBUNJE	Sangles De Récupération	212-213
	Scies	212
	Sondes D'avalanche	213
SNOSTUFF	Fixations De Pare-Brise	615-616
	Pare-Brises	606-615
Solénoïdes De Démarreur	ARROWHEAD	982-984
	BRONCO	992
	SPX	992
Solénoïdes De Treuil	BRONCO	557-558
	KFI	562
SOLERO	Ampoules	1016-1020
	Supports D'ampoules	1021
Solutions Anti-Corrosive	ACF-50	1082
	CORROSION BLOCK	1082
Sondes D'avalanche	SNOBUNJE	213
Soupapes À Clapets	BOYESEN	871-874
	SPX	878
	V-FORCE	876-877
Soupapes À Clapets - Adaptateurs	BOYESEN	872-873
Soupapes À Clapets - Joints D'étanchéité	BOYESEN	871-874
	SPX	877
	V-FORCE	876
Soupapes À Clapets - Pétales	BOYESEN	871-875
	SPX	878
	V-FORCE	876-877
Soupapes D'admission De Carburateur	SPX	709
	WINDEROSA	712
Soupapes De Puissance	SPX	838-839
Sous-Vêtements	BAFFIN	121

S		
Sous-Vêtements De Compression	FLY RACING	148
SPORTECH	Chaînes De Boîtiers D'engrenage	553
	Embrayages	553
	Engrenages De Boîtiers D'engrenage	553
	Extrémités De Guidon	203
	Plaques De Protection	175
	Poignées De Guidon	203
	Protège-Phares	617
	Sacs De Pare-Brise	171
SPRAY NINE	Dégraissants	1083
	Nettoyants - Désinfectants	1083
	Nettoyants - Marine	1084
	Nettoyants - Pièces	1084
	Nettoyants - Verre	1083
SPX	Adaptateurs D'admission - Boîtes À Air	688
	Adaptateurs D'admission - Carburateurs	672-686
	Aiguilles Et Pointeaux	709
	Amorceurs	712
	Amortisseurs	324-334
	Amortisseurs De Suspension	357
	Ampoules	1016-1020
	Ampoules Led	1017-1018
	Appui-Pieds	216
	Arbres Flexible De Démarreur	961
	Arbres Transversaux	322
	Assemblages De Phares	1021
	Attaches De Chenille	242
	Attelages	176-177
	Bagues - Amortisseurs	352
	Bagues - Barres Stabilisatrice	407
	Bagues - Bras Oscillant	358-427
	Bagues - Embrayages	530-535
	Bagues - Extrémité Avant	428-429
	Bagues - Leviers D'équilibre	427-441
	Bagues - Ressorts De Suspension	354
	Bagues - Skis	427-428
	Bagues - Suspension	428
	Batteries	883-889
	Bielles	769-775
	Biellettes De Direction - Extrémités	422-445
	Blocs De Glissières	407
	Bobines D'allumage	910-916
	Bobines D'armature	910
	Bobines De Détection	1009-1010
	Boîtes Cdi	903-906
	Boîtiers De Roulement	300
	Bouchons De Bras Oscillant	399
	Bouchons De Carburateur Welch	712
	Bouchons De Chariots	186
	Bouchons De Radiateur	731-733

S

SPX	Bouchons De Réservoir D'essence ...	723-725
	Bouchons De Réservoir D'huile	731-733
	Bras Directionnels.....	421
	Bras Oscillant.....	399
	Bras Triangulaires.....	409-413
	Bras Triangulaires - Bagues/ Coussinets.....	414-417
	Bras Triangulaires - Supports.....	214
	Câbles - Accélérateur	202, 645-655
	Câbles - Ajusteurs.....	669
	Câbles - Capot.....	186
	Câbles - Compteurs De Vitesse.....	666-669
	Câbles - Étrangleurs.....	661-662
	Câbles - Freins	636-637
	Câbles - Soupape D'échappement ...	860
	Cagoules.....	124
	Capteurs - Air Et Pression.....	1039
	Capteurs - Cognements	1033-1034
	Capteurs - Compteurs De Vitesse ...	1032- 1033
	Capteurs - Synchronisation De Came..	1033
	Capteurs - Température.....	860-862, 1035-1039
	Capteurs De Position De L'accélérateur...	656-657
	Capuchons De Bougies.....	901
	Carburateurs - Flottes.....	708
	Carburateurs - Jets Pilote.....	709
	Carburateurs - Jets Principaux.....	710
	Chaînes De Boîtiers D'engrenage.....	517
	Changeurs De Pesées D'embrayage.	542
	Chariots À Motoneige.....	1088-1089
	Chauffe-Pouces.....	205
	Clés À Bougie.....	901
	Colliers De Tige De Direction.....	431
	Colliers Et Raccords De Ligne D'essance.....	716-722
	Compresseurs À Ressort D'amortisseur.....	332
	Compresseurs D'embrayage.....	541
	Condenseurs.....	921
	Cordons Et Pièces Électrique De Casques.....	83-86
	Courroies - Ventilateurs/Pompe À Eau.....	816-820
	Courroies D'arrêt.....	323
	Couvre-Sièges.....	171
	Crampons - Écrous.....	261
	Cylindres.....	808-810
	Déconnexions De Barre Stabilisatrice.	407-408
	Dégivres D'essance	1073
	Démarrateurs.....	959
	Démarrateurs À Rappel.....	817-819
	Démarrateurs À Rappel - Cliquets.....	824-828
	Démarrateurs À Rappel - Cordes.....	823
	Démarrateurs À Rappel - Poignées	823

S

SPX	Démarrateurs À Rappel - Poulies	820-821
	Démarrateurs À Rappel - Ressorts.....	827-828
	Démarrateurs À Rappel - Rondelles ...	823
	Démarrateurs Portable - Compresseur À Air	896
	Écrous D'étrangleurs.....	665
	Embrayages - Ensembles.....	532-536
	Engrenages De Boîtiers D'engrenage.....	515-516
	Engrenages De Démarrateur.....	963
	Engrenages De Pompe À Eau.....	811
	Engrenages De Pompe À Huile.....	815
	Engrenages De Soupapes Rotative ..	811
	Ensembles De Conversion D'étrangleur	665
	Ensembles De Renforcement De Châssis	215
	Ensembles De Renforcement De Rails.....	215
	Ensembles De Réparation De Carburateur	700
	Ensembles De Réparation De Rails..	296
	Ensembles D'outils D'embrayage.....	541, 1090
	Entraînements De Démarrateurs	962-963
	Espaceurs De Ski	396
	Étriers De Frein	621
	Extracteurs D'axe De Piston	736
	Extracteurs De Ressort D'échappement	849
	Extracteurs De Volants	1091
	Extracteurs D'embrayage.....	542-552
	Feu Arrière - Lentilles	1023-1028
	Feux Arrières.....	1023-1028
	Filets Pour Cargaison	1052
	Fils De Bougie	901
	Filtres - Air	719-720
	Filtres - Essence.....	713-718
	Filtres - Huile.....	713, 864
	Fixations De Pare-Brise.....	616, 717
	Forets Pour Crampons.....	268
	Fusibles	902
	Garde-Neiges	216-217
	Glisseurs De Came D'embrayage.....	508-537
	Glissières.....	272-273
	Goujons D'embrayage.....	541
	Grattoirs À Glace	270-271
	Griffes À Glace.....	211
	Guidons	195
	Installateurs De Crampons	268
	Installateurs De Pincas Retenue Piston.....	736
	Interrupteurs De Démarrateur.....	922-928
	Interrupteurs De Feux De Freinage...	1029-1031
	Interrupteurs De Marche-Arrières....	928
	Interrupteurs D'éclairage.....	933-935

S		
SPX	Interrupteurs D'urgence	928-933
	Jauges D'essance	723
	Joints - Boîtiers D'engrenage.....	495-503
	Joints - Pompe À Eau	812
	Joints - Vilebrequins.....	776-812
	Joints À Rotule	423-426
	Joints D'échappement.....	849-851
	Joints D'étanchéité - Boîtiers Engrenage	502-503
	Joints D'étanchéité - Carburateur	708-709
	Joints D'étanchéité - Échappement .	846-847
	Joints D'étanchéité - Moteur	764-807
	Complet.....	
	Joints D'étanchéité - Têtes De Moteur.....	803-805
	Joints D'étanchéité -Soupapes À Clapets	877
	Lentilles De Lunettes	143-144
	Leviers - Accélérateur.....	203, 658-659
	Leviers De Frein	660
	Leviers D'équilibre	441
	Leviers D'étrangleurs	665
	Lignes À Essance	722
	Limes À Segments De Piston	736
	Limiteurs De Vitesse.....	1031
	Lisses Au Carbu	364-397
	Loquets De Capot/Panneau	187-193
	Lunettes.....	143-144
	Maître-Cylindres - Freins	670
	Manchons De Guidon	204
	Masques Anti-Buée	124
	Miroirs.....	183-185
	Oeillets.....	850
	Outils - Essieu.....	1090
	Outils - Installateurs De Courroies ...	541, 1092
	Outils - Jets De Carburateur.....	709
	Outils De Décalage D'embrayage....	541
	Pare-Chocs - Arrière.....	179-181
	Pare-Chocs - Avant	178-181
	Pelles À Neige	213
	Pesées De Calibration.....	530-537
	Pétales De Soupape À Clapets.....	878
	Pièces De Reconstruction D'amortisseurs	323
	Pièces Et Accessoires De Skis.....	407-430
	Pièces Pour Poignées/Pouces Chauffants.....	205, 933
	Piles Pour Lunettes Chauffant	143
	Pincés De Retenue De Piston	738-761
	Pistons.....	738-764
	Plaquettes De Frein.....	620-632
	Poignées.....	195
	Poignées Chauffantes.....	205
	Poignées De Guidon.....	203
	Poignées De Passager	175

S		
SPX	Points.....	920
	Pompes À Essance.....	696-700
	Porte-Boissons	175
	Porte-Bougies.....	901
	Pots De Cuisson Sur Échappement ..	175
	Prises Allume-Cigare	84
	Protecteurs De Tunnel	272
	Protège-Genoux.....	215
	Redresseurs De Voltage	947-958
	Régulateurs De Voltage.....	947-948
	Relais.....	902
	Réparation De Pompe À Eau	813-815
	Réparation De Pompe À Essance	689
	Ressorts De Suspension	353
	Ressorts D'échappement.....	848
	Rivets.....	272
	Rondelles De Vilebrequin	771
	Roues De Bogie.....	296
	Rouleaux D'embrayage.....	533-540
	Roulements - Vilebrequin	784
	Roulements À Aiguilles De Piston....	738-776
	Sabots De Frein.....	620
	Sacs De Guidon Chauffants.....	203
	Sangles De Coffre.....	186-191
	Segments De Piston.....	738-759
	Solénoïdes De Démarreur.....	992
	Soupapes À Clapets.....	878
	Soupapes De Puissance.....	838-839
	Stators.....	1004-1009
	Support De Motoneige	1089
	Supports De Chariots.....	214
	Supports De Courroie D'entraînement.	464
	Supports De Moteur	829
	Supports De Poignet	132
	Supports De Ressort De Suspension	322-361
	Supports De Tunnels.....	214
	Supports D'échappement.....	850
	Supports D'embrayage.....	541, 1090
	Tendeurs De Chaîne De Boîtiers Engrenage	500-502
	Valve À Essance.....	721
	Webbs De Vilebrequin.....	765-768
	Stators	ARROWHEAD
		SPX
		1004-1009
	STEADYMATE	Attaches
		211, 1056
		Barres De Chargement.....
		1054
		Rails D'arrimage.....
		1055-1056
	STUD BOY	Crampons
		263-265
		Crampons - Écrous
		267
		Forets Pour Crampons.....
		268
		Gabarit Pour Crampons.....
		268
		Installateurs De Crampons
		268

INDEX FRANÇAIS

S

TERMS & INDEX	STUD BOY	Lisses Au Carburant.....	371-376
		Plaques D'appui.....	265-267
NEW	Super Colles	PERMATEX	1078
	Support De Motoneige	SPX	1089
HELMETS	Supports	RAM MOUNTS	152-160
	Supports À Cellulaire	RAM MOUNTS	156-160
	Supports D'ampoules	SOLERO	1021
HELMET ACCESSORIES	Supports D'ampoules Led	ODX	1015
	Supports De Chariots	SPX	214
	Supports De Courroie D'entraînement	SPX	464
APPAREL	Supports De Moteur	SPX	829
	Supports De Pelles À Neige	BRONCO	600
ACCESSORIES		CYCLE COUNTRY	593-596
		KFI	572-599
	Supports De Poignet	SPX	132
	Supports De Protège-Mains	POWERMADD	206-210
TRACKS & SUSPENSION	Supports De Ressort De Suspension	SPX	322-361
	Supports De Ski	EXO	397
STEERING	Supports De Téléphone Portable	RAM MOUNTS	156-160
	Supports De Treuil	KFI	563-586
	Supports De Tunnels	SPX	214
TRANS MISSION	Supports D'échappement	SPX	850
	Supports D'embrayage	EMGO	1094
		SPX	541, 1090
PLOW & WINCH	Supports Multiples	KFI	563-566
	Supports Universel	RAM MOUNTS	156-160
WIND SHIELDS	SWEEP	Ensemble De Neige Une Pièce.....	98-113
		Ensemble De Neige Une Pièce - Enfants.....	117
		Gants - Neige.....	125-126
		Manteaux - Neige.....	107-115
		Pantalons - Neige.....	109-116
BRAKES & CARB.	Systèmes D'audio	LEXIN	164-166
	Systèmes De Communication	LEXIN	164-166
	Systèmes De Communication - Pièces	LEXIN	165-166
ENGINE PARTS	Systèmes De Montage	RAM MOUNTS	152-160
	Systèmes De Remorquage	KFI	561

T

TRAILER	TAG METALS	Autocollants.....	1105
		Bannières.....	1105
		Casquettes.....	1105
		T-Shirts.....	1105
CHEMICALS	Tear-Off Pour Lentilles De Lunettes	ZOAN	59
	TEKRIDER	Protecteurs De Torso.....	145
		Protecteurs De Torso D'enfants.....	145
	Télécommandes Et Intérupteurs De Treuil	BRONCO	556-558
		KFI	562
	Tendeurs De Chaîne De Boîtiers Engrenage	ALL BALLS RACING	301
		SPX	500-502

T

	Têtes De Moteur - Joints D'étanchéité	SPX	803-805
		VERTEX	789-801
TIMKEN	Courroies - Entraînement.....		485-490
	Courroies - Ventilateurs/Pompe À Eau.....		815
TORCO	Affiches.....		1106
	Augmenteurs D'octane.....		1072
	Autocollants.....		1106
	Bannières.....		1106
	Huiles - Amortisseurs.....		323
	Huiles - Boîtiers D'engrenage.....		517
	Huiles - Filtres À Air.....		1072
	Huiles - Moteur.....		1070-1071
	Lubrifiants - Chaîne.....		1072
	Lubrifiants - Huiles Pénétrante.....		1072
	Lubrifiants - Montage.....		736
	Nettoyants - Freins.....		1072
	Nettoyants Et Scellants.....		1072
TOURMASTER	Bannières.....		1104
	Traitements D'essance	GUMOUT	1085
		K100 FUEL TREATMENTS	1086
		KLOTZ	1073
		MAXIMA RACING OILS	1064-1066
		SPX	1073
		TORCO	1072
	Treuil	BRONCO	556
		KFI	559-561
	Treuil - Accessoires	KFI	562-571
	Treuil - Butoirs De Câble	BRONCO	558
		KFI	563
	Treuil - Câblage	BRONCO	558
		KFI	562-565
	Treuil - Câbles	BRONCO	556-557
		KFI	565
	Treuil - Couvertures	KFI	565
	Treuil - Crochets	KFI	560
	Treuil - Engrenages	BRONCO	557
		KFI	566
	Treuil - Grilles	BRONCO	556-557
	Treuil - Guides-Câble	KFI	560-592
		BRONCO	557
		KFI	564
	Treuil - Sangles	BRONCO	557-558
		KFI	562
	Treuil - Solénoïdes	BRONCO	563-586
		KFI	556-558
	Treuil - Supports/Montures	BRONCO	562
	Treuil - Télécommandes Et Intérupteurs	KFI	562
		TRUBLEUE	722
	T-Shirts	TAG METALS	1105

INDEX FRANÇAIS

T

Tubes De Poussée De Pelles À Neige	BRONCO	600
	KFI	587-592
Tuques	BAFFIN	123
TWO BROTHERS RACING	Affiches.....	1106

U

Une Pièce De Neige	SWEEP	98-113
Une Pièce De Neige - Enfants	SWEEP	117

V

Valve À Essence	SPX	721
VENOM	Bagues - Embrayages.....	518
	Chaînes De Boîtiers D'engrenage.....	517-528
	Embrayages.....	518
	Engrenages De Boîtiers D'engrenage.....	515-528
	Extracteurs D'embrayage.....	542
	Goujons D'embrayage.....	518
	Hélices D'embrayage.....	518
	Outils - Essieu.....	542
	Outils - Installateurs De Courroies... ..	541
	Pesées De Calibration.....	525
	Rampes D'embrayage.....	529
	Ressorts D'embrayage.....	519-525
	Rondelles D'embrayage.....	518-524
	Rouleaux D'embrayage.....	525
Vérificateurs De Batteries	YUASA	896-897
Verrous	Ram Mounts.....	154
VERTEX	Joint D'étanchéité - Moteur.....	789-801
	Complet.....	
	Joint D'étanchéité - Têtes De Moteur.....	789-801
	Réparation De Pompe À Eau.....	797
	Réparation De Pompe À Essence.....	689
Vêtements - Chandails	TAG METALS	1105
Vêtements - Charte De Grandeur	SWEEP	118
Vêtements - Gants Chauffants	FLY RACING	129-130
Vêtements - Gants De MX	FLY RACING	130-131
Vêtements - Gants De Neige	BAFFIN	131-132
	FLY RACING	130
	JOE ROCKET	127-128
	SWEEP	125-126
	ZOAN	129
Vêtements - Manteaux Neige	FLY RACING	119-120
	SWEEP	107-115
Vêtements - Mitaines De Neige	BAFFIN	131
	ZOAN	129
Vêtements - Pantalons Neige	FLY RACING	119-120
	SWEEP	109-116
Vêtements - Une Pièce De Neige	SWEEP	98-113
Vêtements - Une Pièce De Neige Enfants	SWEEP	117
V-FORCE	Adaptateurs D'admission - Carburateurs.....	877
	Joint D'étanchéité - Soupapes À Clapets.....	876
	Pétales De Soupape À Clapets.....	876-877
	Soupapes À Clapets.....	876-877

V

Vilebrequins - Webs	SPX	765-768
Visières 3 Boutons Pression	ECHO	82
	GMAX	54
Visières 5 Boutons Pression	ECHO	82
Visières De Casques	ECHO	82
	GMAX	46-92
	JOE ROCKET	60-64
	ZOAN	56-83

W

Webs De Vilebrequin	SPX	765-768
WINDEROSA	Aiguilles Et Pointeaux.....	712
	Carburateurs - Diaphragmes.....	700-711
	Ensembles De Réparation De Carburateur.....	700
	Joint D'étanchéité - Carburateur.....	721
	Outils - Jets De Carburateur.....	689
	Réparation De Pompe À Essence.....	689-693
WOODY'S	Aiguilleurs De Crampons.....	261
	Crampons.....	248-258
	Crampons - Écrous.....	259
	Crampons De Pneu Pour Glace.....	269
	Extracteurs De Ressort D'échappement... ..	849
	Forets Pour Crampons.....	261
	Gabarit Pour Crampons.....	262
	Installateurs D'attaches De Chenille.....	241
	Installateurs De Crampons.....	261-269
	Jauges De Tension De Chenille.....	241
	Lisses Au Carbone.....	364-398
	Marqueurs De Chenilles.....	261
	Plaques D'appui.....	259-260

X

X-Grips	RAM MOUNTS	156-160
---------	-------------------------	---------

Y

YACHT	Affiches.....	1107
	Batteries.....	889
YUASA	Acide De Batteries.....	888
	Adaptateurs De Chargeur De Batteries.....	896
	Affiches.....	1107
	Batteries.....	882-889
	Câbles De Survolage.....	897
	Catalogues.....	1108
	Chargeurs À Batteries.....	897
	Couvre-Bornes De Batterie.....	888
	Écrous Et Boulons De Batterie.....	888
	Plateaux De Batterie.....	888
	Vérificateurs De Batteries.....	896-897

Z

ZOAN	Casques - Modulaires.....	56
	Casques - MX.....	58
	Gants - Neige.....	129
	Lunettes.....	59
	Tear-Off Pour Lentilles De Lunettes.....	59
	Visières De Casques.....	56-83

NEW PRODUCTS

TERMS & INDEX
NEW
HELMETS
HELMET ACCESSORIES
APPAREL
ACCESSORIES
TRACKS & SUSPENSION
STEERING
TRANS MISSION
PLOW & WINCH
WIND SHIELDS
BRAKES & CARB.
ENGINE PARTS
ELECTRICAL
TRAILER
CHEMICALS
TECH & TOOLS
P.O.P

MD04 VAULT
PAGES 46-47



GM11 RIPCORD
PAGES 52-53



OPTIMUS GEAR
PAGES 56-57



WOLF MX
PAGES 58-59



KINETIC AND KINETIC YOUTH MX
PAGES 66-67 AND 76-77



FORMULA CP
PAGE 68



MONO SUITS, JACKETS AND BIBS
PAGES 98-101, 108-110, 111, 114, 116-117



IGNITOR BALACLAVA
PAGE 124



AURORA, TITLE, WINDPROOF LITE GLOVE
PAGES 130-131



MARKER BOOT
PAGE 133



PACER
PAGE 136

BACKWOOD HUNT
PAGE 136



SNOW GOGGLES
PAGES 141-142



ZOAN GOGGLES
PAGES 59 AND 144



YOUTH REVEL ROOST RACE GUARD
PAGE 146



PREMIUM EASY LOAD COVERS



PAGE 167



UNIVERSAL TRAILERABLE TOURING COVER

PAGE 169



JUMP PACK
PAGE 173



NEW PRODUCTS

MIRRORS

PAGE 185



SEAT STORAGE STRAP

PAGE 186



SNOW FLAPS

PAGE 217




PIVOT RISERS AND RISER BOXES

PAGES 197-199



TRACKS

PAGES 234-237



TWIST™ SCREWS AND TOOLS

PAGE 269 AND 1095



ANTI SPIN ICE SCRATCHER KIT

PAGE 270



SPX ICE SCRATCHER SPRINGS

PAGE 271



DRIVE SHAFT/JACK SHAFT BEARING & SEAL KITS

PAGES 301-321



SHOCKS

PAGES 327,329, 330,332




SUSPENSION DAMPNER

PAGE 357



SPX CARBIDES

PAGES 366-367 AND 369-370



FLAT-TOP® TRAIL RUNNERS

PAGES 378, 380-381




SKI PROTECTORS

PAGE 385



DOOLYS RUNNERS

PAGES 387-389



A-ARMS

PAGES 410-411,413



G-FORCE™ REDLINE™ CVT BELT

PAGES 450-461



SPX CLUTCH REBUILD KIT

PAGE 534



CLUTCH ROLLERS

PAGES 538-539



KFI - WINCH & ACCESSORIES

PAGES 559,567-571,580-581, 589-590



OIL PUMP CABLE

PAGE 669



IN-TANK FUEL FILTER PICK UP KITS

PAGE 717



COOLANT TANK

PAGE 733



NEW PRODUCTS

TERMS & INDEX

NEW

HELMETS

HELMET ACCESSORIES

APPAREL

ACCESSORIES

TRACKS & SUSPENSION

STEERING

TRANS MISSION

PLOW & WINCH

WIND SHIELDS

BRAKES & CARB.

ENGINE PARTS

ELECTRICAL

TRAILER

CHEMICALS

TECH & TOOLS

P.O.P



CRANKSHAFT WEB SET
- CENTER WEB

PAGE 768



SPX CONNECTING ROD

PAGE 771



SPX CRANK BEARINGS

PAGES 782-783



WATER PUMP
REPAIR KITS

PAGES 813-815



RECOIL PULLEY
CAGE

PAGE 820



POWER VALVES

PAGES 838-839



EXHAUST TEMP
SENSORS

PAGE 862



BATTERY STRAP

PAGE 896



IGNITION COILS

PAGES 911-920



SPEEDOMETER
SENSOR

PAGE 1039



TEMPERATURE
SENSORS

PAGES 1035-1038



AIR TEMPERATURE
SENSOR

PAGES 1039-1041



STATORS

PAGES 1005,1007, 1009



GASKETS

PAGES 789-802



EX-SOUND
MUFFLERS

PAGE 837



SOLENOIDS

PAGES 982-991



STATORS

PAGES 1002-1003



VOLTAGE
REGULATORS

PAGES 936-946



LI 3 SERIES

PAGE 1012



S6 SERIES

PAGE 1013



SEALED BEAM

PAGE 1014



DYNAMITE MINI
BULBS

PAGE 1014



T10

PAGE 1014



SWITCHBACK
PAGE 1014

ACCESSORIES
PAGE 1015



TUNDRA SNOWMOBILE
FULL SYNTHETIC
PAGE 1062



SKI PROTEC
PAGE 1088



SKI WHEELS
PAGE 1088



HELMETS

2022 SNOW CATALOGUE

GMAX HELMETS

MD04 VAULT MODULAR HELMET

The MD04 Snow Reserve Modular is the perfect lightweight helmet for cross-country adventures. The MD04 has all the essentials, including a list of standard GMAX features normally only found on more expensive helmets.



- DuPont Coolmax® interior keeps you dry and comfortable. Coolmax® wicks moisture away from your body and dries quickly
- Removable, adjustable, washable Coolmax® interior allows for easy cleaning and custom fitting
- GMAX D.E.V.S (dual exhaust venting system) top and rear vents reduce temperature by allowing hot air to escape from the top of the helmet
- Vents close to completely seal out the cold
- Adjustable mouth vent directs air upward across the inside the shield to help reduce fogging
- Lightweight ABS shell. Large size only 4 lbs.
- Easy to use chin bar with push to open mechanism designed for use with gloves
- 100% UV400 protection from the anti-fog, maximum seal double lens face shield that comes anti-scratch hard coated for a longer lasting clear view
- Breath guard and snap-in chin curtain included
- DOT approved
- New Quick Clip Attached



Vault Matte Blue



DOT

from **176g**



Jaw Open

ELECTRIC LENS SHIELD

Part No.	Code	Keyword
499-9894	B	17



Quick Clip

MD04 VAULT DOUBLE LENS

Colour	XS	S	M	L	XL	2XL	3XL	Code	Keyword
Matte Black	490-4503D	490-4504D	490-4505D	490-4506D	490-4507D	490-4508D	490-4509D	B	14
Vault Red	—	490-4614D	490-4615D	490-4616D	490-4617D	490-4618D	490-4619D	B	14
Vault Matte Blue	—	490-4624D	490-4625D	490-4626D	490-4627D	490-4628D	490-4629D	B	14
Vault Matte Hi-Vis	—	490-4634D	490-4635D	490-4636D	490-4637D	490-4638D	490-4639D	B	14
Vault Yellow	—	490-4644D	490-4645D	490-4646D	490-4647D	490-4648D	490-4649D	B	14
Vault Matte Black/White	—	490-4654D	490-4655D	490-4656D	490-4657D	490-4658D	490-4659D	B	14
Vault Pink	490-4663D	490-4664D	490-4665D	490-4666D	—	—	—	B	14
Vault Matte Black/Grey	—	490-4684D	490-4685D	490-4686D	490-4687D	490-4688D	490-4689D	B	14

MD04 VAULT ELECTRIC LENS

Colour	XS	S	M	L	XL	2XL	3XL	Code	Keyword
Matte Black	490-4503E	490-4504E	490-4505E	490-4506E	490-4507E	490-4508E	490-4509E	B	14
Vault Red	—	490-4614E	490-4615E	490-4616E	490-4617E	490-4618E	490-4619E	B	14
Vault Matte Blue	—	490-4624E	490-4625E	490-4626E	490-4627E	490-4628E	490-4629E	B	14
Vault Matte Hi-Vis	—	490-4634E	490-4635E	490-4636E	490-4637E	490-4638E	490-4639E	B	14
Vault Yellow	—	490-4644E	490-4645E	490-4646E	490-4647E	490-4648E	490-4649E	B	14
Vault Matte Black/White	—	490-4654E	490-4655E	490-4656E	490-4657E	490-4658E	490-4659E	B	14
Vault Pink	490-4663E	490-4664E	490-4665E	490-4666E	—	—	—	B	14
Vault Matte Black/Grey	—	490-4684E	490-4685E	490-4686E	490-4687E	490-4688E	490-4689E	B	14



Vault Red



Vault Matte Black/White



Vault Yellow



Vault Matte Hi-Vis



Vault Pink



Vault Matte Black/Grey



Matte Black

See Helmet Parts Section for a full list of Helmet Replacement Parts • For Sizing See Page 80

GMAX HELMETS

MD01 MODULAR HELMET

WHILE QUANTITIES LAST



The MD01 Modular combines comfort, safety, and convenience in an affordable package. This ECE and DOT approved modular is packed full of great features which includes the new SpaSoft® interior and an integrated LED light helps ensure you're seen by other riders on the trails.

- New SpaSoft DuPont Coolmax® interior keeps you dry and comfortable. Coolmax® wicks moisture away from your body and dries quickly. Charcoal bamboo fiber keeps odors away by eliminating bacterial growth
- Removable, adjustable, washable Spa Soft Coolmax® interior allows for easy cleaning and custom fitting
- Integrated multi-function red LED rear light included
- Easy to use chin bar with push to open mechanism designed for use with gloves on
- Large eyepoint for improved range of vision
- 100% UV400 protection from the anti-fog, maximum seal double lens face shield comes anti-scratch hard coated for a longer lasting clear view
- Drop down sun shade with anti-fog coating
- Hi-Vis orange inner shield
- Quick clip
- Built in speaker pockets for communication systems
- Breath guard and chin curtain included
- Optional wireless break light kit available
- Optional electric shield available
- ECE and DOT approved ABS Shell

COOL MAX®

DOT

ECE

from
1900g



Matte Black/Silver



HD amber inner shield



Rear LED 4 patterns



Quick release retention system chin strap



Removable magnetic breathguard
Repositions to face when pulling down modular jaw

MD01 DOUBLE LENS

Colour	XS	S	2XL	3XL	Code	Keyword
Matte Black	490-1073D	—	—	—	B	14
TC-1 Red	490-1313D	490-1314D	—	—	B	14
TC-2 Blue	490-1323D	490-1324D	—	—	B	14
Hi-Vis Yellow	490-1343D	490-1344D	—	—	B	14
Gloss White	490-1353D	—	490-1358D	—	B	14
Pink	490-1363D	—	—	—	B	14
Hi-Vis Orange	490-1373D	490-1374D	490-1378D	490-1379D	B	14
Matte Black/Silver	490-1383D	—	—	—	B	14

MD01 ELECTRIC LENS

Colour	XS	S	Code	Keyword
Matte Black	490-1073E	—	B	14
TC-1 Red	490-1313E	—	B	14
TC-2 Blue	490-1323E	490-1324E	B	14
Hi-Vis Yellow	490-1343E	490-1344E	B	14
Gloss White	490-1353E	490-1354E	B	14
Pink	490-1363E	—	B	14
Hi-Vis Orange	490-1373E	490-1374E	B	14
Matte Black/Silver	490-1383E	490-1384E	B	14





Gloss White



Hi-Vis Orange



TC-2 Blue



TC-1 Red



Pink



Matte Black



Hi-Vis Yellow

See Helmet Parts Section for a full list of Helmet Replacement Parts • For Sizing See Page 80

GMAX HELMETS

AT-21 ADVENTURE TOURING HELMET



GMAX® is excited to introduce the ALL NEW AT-21 designed competitively from the ground up. The AT-21 is constructed from a lightweight Polycarbonate shell offering superior protection and exceeds DOT and ECE safety certifications. This helmet is made in 3 shell sizes, from youth to adult, offering a lightweight shell for any adventure. Internally, the helmet is equipped with an inner sun shield, SpaSoft™ interior and recessed speaker pockets for communication systems. The removable interior with COOLMAX® CORE Technology wicks moisture away from the body and is designed to keep you dry and comfortable during your journey. Enjoy your adventure with the all new AT-21 from GMAX®

- ECE / DOT Approved
- Quick release buckle
- Constructed from a lightweight Polycarbonate shell offering superior protection
- Removable, adjustable, and washable antimicrobial SpaSoft™ interior allows for easy cleaning and custom fitting
- Lightweight shell
- Drop down sun shade with anti-fog coating
- Built in speaker pockets for communication systems



DOT
ECE

See Pages 76-77
For Youth Sizing



Matte Grey/Black



REPLACEMENT PARTS

Part No.	Description	Code	Keyword
498-0874	AT-21/Y Clear Single Shield	B	17
498-0875	AT-21/Y Smoke Single Shield	B	17
498-0876	AT-21/Y Silver Iridium Single Shield	B	17
498-0877	AT-21/Y Clear Double Lens Shield	B	17
498-0878	AT-21/Y Smoke Double Lens Shield	B	17
498-0879	AT-21/Y Electric Clear Shield	B	17

AT-21 DOUBLE LENS

Colour	XS	S	M	L	XL	2XL	Code	Keyword
Black	492-1023D	492-1024D	492-1025D	492-1026D	492-1027D	492-1028D	B	14
Matte Black	492-1073D	492-1074D	492-1075D	492-1076D	492-1077D	492-1078D	B	14
Red/Black/Silver	492-1113D	—	—	—	—	—	B	14
Blue/Hi-Vis/Black	—	492-1124D	492-1125D	—	492-1127D	492-1128D	B	14
Green/White/Black	492-1133D	492-1134D	492-1135D	492-1136D	492-1137D	492-1138D	B	14
Matte Hi-Vis/Black	492-1143D	492-1144D	492-1145D	492-1146D	492-1147D	492-1148D	B	14
Silver/White/Black	492-1153D	—	—	—	492-1157D	492-1158D	B	14
Matte Grey/Black	492-1183D	—	—	—	—	492-1188D	B	14

AT-21 ELECTRIC LENS

Colour	XS	S	M	L	XL	2XL	Code	Keyword
Black	492-1023E	492-1024E	492-1025E	492-1026E	492-1027E	492-1028E	B	14
Matte Black	492-1073E	492-1074E	492-1075E	492-1076E	492-1077E	492-1078E	B	14





Silver/White/Black



Red/Black/Silver



Matte Hi-Vis/Black



Blue/Hi-Vis/Black



Green/White/Black



Pink/White/Black



Matte Black



Black

See Helmet Parts Section for a full list of Helmet Replacement Parts • For Sizing See Page 80

GMAX HELMETS

GM11 RIPCORD SNOCROSS HELMET

With its full-face moto looks and integrated face shield, the GM11's crossover design gives you the best of both worlds. This snow sports helmet is loaded with features and design elements typically found only on higher priced helmets. The GM11 delivers versatility and cold weather features that will allow you to focus on the ride ahead.

- DOT Approved
- Helmet can be quickly converted from a visor configuration to a visor-less configuration
- Helmet includes clear dual lens shield, cold weather breath box and chin curtain
- Shield is completely hidden under the visor and out of line-of-sight, when fully raised
- Large eye port that accepts even the largest goggles
- Shield can be fully raised or lowered when using goggles
- COOLMAX® removable and washable interior
- Speaker pockets for communication systems
- Optional electric shield available (Cord included)
- Removable washable cheek pads. Different sizes available for purchase to obtain a custom fit
- Integrated speaker pockets in cheek pads will accept most communication devices

NEW

COOLMAX®

DOT

from
1348g



Top



Ripcord Blue



Back

ELECTRIC LENS SHIELD

Part No.	Code	Keyword
498-0746	B	17



REPLACEMENT PARTS

Part No.	Description	Code	Keyword
498-0518	GM11 Breath Guard	B	17
498-0520	GM11 Single Clear Lens Shield	B	17
498-0521	GM11 Single Tint Lens Shield	B	17

Part No.	Description	Code	Keyword
498-0522	GM11 Single Lens Shield - Hi-Definition	B	17
498-0523	GM11 Double Clear Lens Shield	B	17
498-0524	GM11 Double Tint Lens Shield	B	17

GM11 DOUBLE LENS HELMET

Colour	XS	S	M	L	XL	2XL	Code	Keyword
Black	491-1123D	491-1124D	491-1125D	491-1126D	491-1127D	491-1128D	B	14
Matte Black	491-1173D	491-1174D	491-1175D	491-1176D	491-1177D	491-1178D	B	14
Ripcord Red	—	491-1814D	491-1815D	491-1816D	491-1817D	491-1818D	B	14
Ripcord Blue	—	491-1824D	491-1825D	491-1826D	491-1827D	491-1828D	B	14
Ripcord Purple/Pink	491-1863D	491-1864D	491-1865D	491-1866D	—	—	B	14
Ripcord Black/Grey	—	491-1884D	491-1885D	491-1886D	491-1887D	491-1888D	B	14

GM11 ELECTRIC LENS HELMET

Colour	XS	S	M	L	XL	2XL	Code	Keyword
Matte Black	491-1173E	491-1174E	491-1175E	491-1176E	491-1177E	491-1178E	B	14
Ripcord Red	—	491-1814E	491-1815E	491-1816E	491-1817E	491-1818E	B	14
Ripcord Blue	—	491-1824E	491-1825E	491-1826E	491-1827E	491-1828E	B	14
Ripcord Purple/Pink	491-1863E	491-1864E	491-1865E	491-1866E	—	—	B	14
Ripcord Black/Grey	—	491-1884E	491-1885E	491-1886E	491-1887E	491-1888E	B	14



TERMS & INDEX

NEW

HELMETS

HELMET ACCESSORIES

APPAREL

ACCESSORIES

TRACKS & SUSPENSION

STEERING

TRANS MISSION

PLOW & WINCH

WIND SHIELDS

BRAKES & CARB.

ENGINE PARTS

ELECTRICAL

TRAILER

CHEMICALS

TECH & TOOLS

P.O.P



Ripcord Red



Matte Black



Ripcord Black/Grey



Black



Ripcord Purple/Pink

GMAX HELMETS

OF-2 OPEN FACE HELMET



The NEW OF-2 brings you all the great features from the GM2 along with some new ones like removable liners. The OF-2 is our most traditional 3/4 helmet. The five snap design allows for a variety of shields and visors to be installed. With adult and youth sizes available, the OF-2 is ready for affordable family fun.

- DOT Approved
- Removable, adjustable and washable Coolmax® interior allows for easy cleaning and custom fitting
- 4 different shell sizes allow for a full range of fitment from youth to adult
- 3-snap visor
- 5 snap design allows for a variety of shields and visors to be installed

See Page 73 For Youth Sizing

COOLMAX®

DOT

from 1014g



Black



Red



White

REPLACEMENT PARTS

Part No.	Description	Code	Keyword
499-9015	Flip Up Clear Shield	B	17
499-9016	Flip Up Tint Shield	B	17

OF-2 OPEN FACE HELMET

Colour	XS	S	M	L	XL	2XL	3XL	4XL	Code	Keyword
Black	490-2203	490-2204	490-2205	490-2206	490-2207	490-2208	490-2209	490-2209X	B	14
Red	490-2213	490-2214	490-2215	490-2216	490-2217	490-2218	—	—	B	14
White	490-2253	490-2254	490-2255	490-2256	490-2257	490-2258	—	—	B	14

See Helmet Parts Section for a full list of Helmet Replacement Parts • For Sizing See Page 80

GMAX HELMETS

GM2 OPEN FACE HELMET



The GM2 is our most traditional 3/4 helmet. The three snap design allows for a variety of shields and visors to be installed. With adult and youth sizes available, the GM2 is ready for affordable family fun.

- DuPont Coolmax® interior keeps you dry and comfortable. Coolmax® wicks moisture away from your body and dries quickly
- Deluxe ear pockets for better fit and comfort
- Different shell sizes allow for a full range of adult and youth sizes and a superior fit
- Adjustable forehead vent
- 3-snap visor
- Optional flip-up shield available
- DOT approved ABS shell

See Page 74 For Youth Sizing

COOLMAX®

DOT

from
985g



White



Green



Black



Red

REPLACEMENT PARTS

Part No.	Description	Code	Keyword
499-9013	Peak	B	17
499-9015	Flip Up Clear Shield	B	17
499-9016	Flip Up Tint Shield	B	17

GM2 OPEN FACE HELMET

Colour	XS	S	M	L	XL	2XL	3XL	4XL	Code	Keyword
Black	490-2023	490-2024	490-2025	490-2026	490-2027	490-2028	490-2029	490-2029X	B	14
White	490-2013	490-2014	490-2015	490-2016	490-2017	490-2018	—	—	B	14
Red	490-2033	490-2034	490-2035	490-2036	490-2037	490-2038	—	—	B	14
Green	490-2053	490-2054	490-2055	490-2056	490-2057	490-2058	—	—	B	14

See Helmet Parts Section for a full list of Helmet Replacement Parts • For Sizing See Page 80



ZOAN HELMETS



ZOAN OPTIMUS GEAR MODULAR HELMET

- A.T.P.A.™ Advanced Thermo-Poly Alloy Shell
- Meets or Exceeds ECE 22-05 Standards
- Available with Anti-Fog Double Lens Face Shield or Electric Face Shield
- Single Action Modular Chin Bar
- DRY-TECH® Removable, Washable, Anti-Allergic and Moisture Wicking Liner
- Variable Flow Ventilation System
- Integrated Internal Sun Visor (Amber Colour)
- LIGHTSPEED™ Quick Change Shield Replacement System
- Breath Box Included
- Quick Clip
- 2 Shell Sizes



ECE



Open



Matte Black/White



Front



Back

Part No.	Description	Code	Keyword
479-0476-1	Optimus Double Lens Electric Shield - Does Not Come With Any Side Plates	B	17

OPTIMUS GEAR DOUBLE LENS

Colour	XS	S	M	L	XL	2XL	3XL	Code	Keyword
Matte Black	471-4273D	471-4274D	471-4275D	471-4276D	471-4277D	471-4278D	471-4279D	B	14
Red	—	471-6414D	471-6415D	471-6416D	471-6417D	471-6418D	—	B	14
Blue	—	471-6424D	471-6425D	471-6426D	471-6427D	471-6428D	—	B	14
Matte Black/White	—	471-6454D	471-6455D	471-6456D	471-6457D	471-6458D	—	B	14
Pink	471-6463D	471-6464D	471-6465D	471-6466D	—	—	—	B	14
Matte Black/Silver	—	471-6484D	471-6485D	471-6486D	471-6487D	471-6488D	—	B	14

OPTIMUS GEAR ELECTRIC LENS

Colour	XS	S	M	L	XL	2XL	2XL	Code	Keyword
Matte Black	471-4273E	471-4274E	471-4275E	471-4276E	471-4277E	471-4278E	471-4279E	B	14
Red	—	471-6414E	471-6415E	471-6416E	471-6417E	471-6418E	—	B	14
Blue	—	471-6424E	471-6425E	471-6426E	471-6427E	471-6428E	—	B	14
Matte Black/White	—	471-6454E	471-6455E	471-6456E	471-6457E	471-6458E	—	B	14
Pink	471-6463E	471-6464E	471-6465E	471-6466E	—	—	—	B	14
Matte Black/Silver	—	471-6484E	471-6485E	471-6486E	471-6487E	471-6488E	—	B	14



Blue



Matte Black/Silver



Pink



Red



Matte Black

TERMS & INDEX

NEW

HELMETS

HELMET ACCESSORIES

APPAREL

ACCESSORIES

TRACKS & SUSPENSION

STEERING

TRANS MISSION

PLOW & WINCH

WIND SHIELDS

BRAKES & CARB.

ENGINE PARTS

ELECTRICAL

TRAILER

CHEMICALS

TECH & TOOLS

P.O.P

ZOAN HELMETS

ZOAN WOLF MX SNOCROSS HELMET

- A.T.P.A.™ Advanced Thermo-Poly Alloy Shell
- Meets or Exceeds ECE 22-05 Standards
- Iridium Double Lens Anti-Fog Goggles Included
- DRY-TECH® Removable, Washable, Anti-Allergic and Moisture Wicking Liner
- Breath Box Included
- D-Ring Retention System
- 2 Shell Sizes

ECE



NEW



Vapour Matte Blue



Back

WOLF MX HELMET

Colour	XS	S	M	L	XL	2XL	Code	Keyword
Matte Black	—	471-7304	471-7305	471-7306	471-7307	471-7308	B	14
Vapour Matte Red	—	471-7414	471-7415	471-7416	471-7417	471-7418	B	14
Vapour Matte Blue	—	471-7424	471-7425	471-7426	471-7427	471-7428	B	14
Vapour Matte Hi-Vis Yellow	—	471-7444	471-7445	471-7446	471-7447	471-7448	B	14
Vapour Matte White	—	471-7454	471-7455	471-7456	471-7457	471-7458	B	14
Vapour Matte Pink	471-7463	471-7464	471-7465	471-7466	—	—	B	14



Vapour Matte Red



Matte Black




Vapour Matte Hi-Vis Yellow



Vapour Matte White




Vapour Matte Pink



Red




Blue



Hi-Vis



Pink



White



Black

ZOAN GOGGLES

Part No.	Description	Code	Keyword
420-6401	Zoan Goggle Double Lens Red Mirror	B	15
420-6402	Zoan Goggle Double Lens Blue Mirror	B	15
420-6404	Zoan Goggle Double Lens Hi-Vis Mirror	B	15
420-6405	Zoan Goggle Double Lens White Mirror	B	15
420-6406	Zoan Goggle Double Lens Pink Mirror	B	15
420-6410	Zoan Goggle Double Lens Black Mirror	B	15

ZOAN REPLACEMENT LENSES

Part No.	Description	Code	Keyword
420-6490	Zoan Double Lens Mirror Silver	B	15
420-6491	Zoan Double Lens Mirror Red	B	15
420-6492	Zoan Double Lens Mirror Iridium	B	15
420-6493	Zoan Double Lens Clear	B	15
420-6494	Zoan Double Lens Dark Smoke	B	15
420-6495	Zoan Tear Off Pack(10)	B	15

JOE ROCKET HELMETS

RKT 8 FULL FACE HELMET

- A.T.P.A.™ Advanced Thermo-Poly Alloy Shell
- Meets or Exceeds ECE 22-05 Standards
- Dry-Tech® Removable, Washable, Anti-Allergic and Moisture Wicking Liner
- Variable Flow Ventilation System
- Available with Anti-Fog Double Lens Face Shield or Electric Face Shield
- LIGHTSPEED™ Quick Change Shield Replacement System
- Air Lock™ Shield Security System
- Breath Box Included
- D-Ring Retention System
- 1 Shell Size

ECE



Rocket Racing - Red/Black

WHILE QUANTITIES LAST



CANADIANS RIDE ROCKET

REPLACEMENT PARTS

Part No.	Description	Code	Keyword
479-2000	RKT 8 Clear Double Lens Shield	B	17
479-2001	RKT 8 Clear Electric Shield	B	17

RKT 8 DOUBLE LENS

Colour	S	M	L	XL	2XL	3XL	Code	Keyword
Rocket Racing - Red/Black	470-8214D	470-8215D	—	470-8217D	470-8218D	470-8219D	B	14
Rocket Racing - Hi-Vis/Black	470-8234D	470-8235D	—	470-8237D	470-8238D	470-8239D	B	14
Rocket Racing - Black/White	—	470-8255D	—	470-8257D	470-8258D	—	B	14
Rocket Racing - Pink/Black	470-8264D	470-8265D	470-8266D	—	—	—	B	14
Rocket Racing - WhiteOut	470-8294D	470-8295D	470-8296D	470-8297D	470-8298D	470-8299D	B	14

RKT 8 ELECTRIC LENS

Colour	S	M	L	XL	2XL	3XL	Code	Keyword
Solid- Flat Black	470-8174E	470-8175E	—	—	—	470-8179E	B	14
Rocket Racing - Red/Black	470-8214E	470-8215E	470-8216E	470-8217E	470-8218E	470-8219E	B	14
Rocket Racing - Hi-Vis/Black	470-8234E	470-8235E	470-8236E	470-8237E	470-8238E	470-8239E	B	14
Rocket Racing - Black/White	470-8254E	470-8255E	—	470-8257E	470-8258E	470-8259E	B	14
Rocket Racing - Pink/Black	470-8264E	470-8265E	470-8266E	—	—	—	B	14
Rocket Racing - WhiteOut	470-8294E	470-8295E	470-8296E	470-8297E	470-8298E	470-8299E	B	14



Rocket Racing - Black/White



Rocket Racing - Hi-Vis



Rocket Racing - Pink/Black



Rocket Racing - WhiteOut



Solid - Flat Black

See Helmet Parts Section for a full list of Helmet Replacement Parts • For Sizing See Page 80

JOE ROCKET HELMETS

RKT 20 MODULAR HELMET

- A.T.P.A.™ Advanced Thermo-Poly Alloy Shell
- Meets or Exceeds ECE 22-05 Standards
- Available with Anti-Fog Double Lens Face Shield or Electric Face Shield
- Single Action Modular Chin Bar
- DRY-TECH® Removable, Washable, Anti-Allergic and Moisture Wicking Liner
- Variable Flow Ventilation System
- Integrated Internal Sun Visor (Amber Colour)
- LIGHTSPEED™ Quick Change Shield Replacement System
- Breath Box Included
- D-Ring Retention System
- 2 Shell Sizes

ECE

WHILE QUANTITIES LAST



CANADIANS RIDE ROCKET



True North - Red/White/Black

REPLACEMENT PARTS

Part No.	Description	Code	Keyword
479-2005	RKT 20 Double Lens Shield	B	17
479-2006	RKT 20 Clear Electric Shield	B	17

RKT 20 DOUBLE LENS

Colour	S	M	L	XL	2XL	3XL	Code	Keyword
Ion Solid - Flat Black	472-0074D	—	472-0076D	—	—	—	B	14
True North - Red/White/Black	472-0114D	472-0115D	—	472-0117D	472-0118D	472-0119D	B	14
True North - Hi-Vis/White/Black	472-0144D	472-0145D	—	—	472-0148D	472-0149D	B	14
True North - Orange/Black	472-0174D	472-0175D	—	—	472-0178D	472-0179D	B	14
True North - Grey/Black	472-0184D	—	—	—	—	—	B	14
True North - WhiteOut	472-0194D	472-0195D	472-0196D	472-0197D	472-0198D	472-0199D	B	14

RKT 20 ELECTRIC LENS

Colour	S	Code	Keyword
True North - Hi-Vis/White/Black	472-0144E	B	14
True North - Orange/Black	472-0174E	B	14
True North - Grey/Black	472-0184E	B	14
True North - WhiteOut	472-0194E	B	14



True North - Grey/Black



True North - Orange



True North - Hi-Vis/White/Black



True North - WhiteOut



Ion Solid - Flat Black

See Helmet Parts Section for a full list of Helmet Replacement Parts • For Sizing See Page 80

JOE ROCKET HELMETS

RKT 26 DUAL SPORT HELMET

WHILE QUANTITIES LAST



CANADIANS RIDE ROCKET

- A.T.P.A.™ Advanced Thermo-Poly Alloy Shell
- Meets or Exceeds ECE 22-05 Standards
- Available with Anti-Fog Double Lens Face Shield or Electric Face Shield
- DRY-TECH® Removable, Washable, Anti-Allergic and Moisture Wicking Liner
- Variable Flow Ventilation System
- Breath Box Included
- D-Ring Retention System
- 2 Shell Sizes

ECE



Blood Runs Cold - Orange/Black

REPLACEMENT PARTS

Part No.	Description	Code	Keyword
479-2010	RKT 26 Double Lens Shield	B	17
479-2011	RKT 26 Clear Electric Shield	B	17

RKT 26 DOUBLE LENS

Colour	S	M	L	XL	2XL	3XL	Code	Keyword
Solid - Flat Black	472-6074D	472-6075D	472-6076D	472-6077D	472-6078D	472-6079D	B	14
Blood Runs Cold - Red/Black	472-6214D	472-6215D	472-6216D	472-6217D	472-6218D	472-6219D	B	14
Blood Runs Cold - Hi-Vis/Black	472-6244D	472-6245D	472-6246D	472-6247D	472-6248D	472-6249D	B	14
Blood Runs Cold - White/Black	472-6254D	472-6255D	472-6256D	472-6257D	472-6258D	472-6259D	B	14
Blood Runs Cold - Orange/Black	472-6274D	472-6275D	472-6276D	472-6277D	472-6278D	472-6279D	B	14
Blood Runs Cold - Grey/Black	472-6284D	472-6285D	472-6286D	472-6287D	472-6288D	472-6289D	B	14
Blood Runs Cold - WhiteOut	472-6294D	472-6295D	472-6296D	472-6297D	472-6298D	472-6299D	B	14

RKT 26 ELECTRIC LENS

Colour	S	M	L	XL	2XL	3XL	Code	Keyword
Solid - Flat Black	472-6074E	472-6075E	472-6076E	472-6077E	472-6078E	472-6079E	B	14
Blood Runs Cold - Red/Black	472-6214E	472-6215E	472-6216E	472-6217E	472-6218E	472-6219E	B	14
Blood Runs Cold - Hi-Vis/Black	472-6244E	472-6245E	472-6246E	472-6247E	472-6248E	472-6249E	B	14
Blood Runs Cold - White/Black	472-6254E	472-6255E	472-6256E	472-6257E	472-6258E	472-6259E	B	14
Blood Runs Cold - Orange/Black	472-6274E	472-6275E	472-6276E	472-6277E	472-6278E	472-6279E	B	14
Blood Runs Cold - Grey/Black	472-6284E	472-6285E	472-6286E	472-6287E	472-6288E	472-6289E	B	14
Blood Runs Cold - WhiteOut	472-6294E	472-6295E	472-6296E	472-6297E	472-6298E	472-6299E	B	14

See Helmet Parts Section for a full list of Helmet Replacement Parts • For Sizing See Page 80



Solid - Flat Black



Blood Runs Cold - WhiteOut



Blood Runs Cold - Red/Black



Blood Runs Cold - Hi-Vis/Black



Blood Runs Cold - White/Black



Blood Runs Cold - Grey/Black

FLY HELMETS

KINETIC MX HELMETS

STANDARD

- DOT approved

CONSTRUCTION

- Durable and lightweight polymer shell
- Dual-density EPS (Expanded Polystyrene) liner
- Custom-molded rubber trim with integrated nose guard
- Three shells and four EPS sizes provide a precise fit

WEIGHT

1342 grams +/-25g (size LG) 2.95 pounds +/- 0.06lb (size LG)

COMFORT/LINER

- Removable and washable comfort liner and cheek pads absorb sweat while providing ventilation

VENTILATION

- True Functional Ventilation (TFV)-When in motion air is forced through multiple air intake vents, then passed through aligned vent channels in the EPS and exits out multiple rear exhaust vents
- High-flow mouthpiece is replaceable

ACCESSORIES

- Included soft fleece helmet bag
- Optional cold weather kit with breath guard & ventilation plug kit: 49-02801



DRIFT
Blue/Hi-Vis/Charcoal



DRIFT
Pink/White/Blue



S.E TACTIC
Grey/Camo

DOT

KINETIC SNOW BREATH BOX

Part No.	Code	Keyword
49-02801	B	17



REPLACEMENT PARTS

Part No.	Description	Code	Keyword
49-04501	Kinetic Straight Edge Visor Black/White	B	17
49-04511	Kinetic Straight Edge Visor Red/Black/Grey	B	17
49-04521	Kinetic Straight Edge Visor Blue/Grey/Black	B	17
49-04571	Kinetic Straight Edge Visor Orange Grey	B	17

KINETIC MX HELMETS

Colour	XS	S	M	L	XL	2XL	Code	Keyword
Matte Black	49-03803	49-03804	49-03805	49-03806	49-03807	49-03808	B	14B
Straight Edge Black/White	49-04503	49-04504	49-04505	49-04506	49-04507	49-04508	B	14B
Straight Edge Red/Black/Grey	49-04513	49-04514	49-04515	49-04516	49-04517	49-04518	B	14B
Straight Edge Blue/Grey/ Black	49-04523	49-04524	49-04525	49-04526	49-04527	49-04528	B	14B
Straight Edge Orange/Grey	49-04573	49-04574	49-04575	49-04576	49-04577	49-04578	B	14B
Drift Pink/White/Blue	49-04853	49-04854	49-04855	49-04856	49-04857	49-04858	B	14B
Drift Blue/Hi-Vis/Charcoal	49-04843	49-04844	49-04845	49-04846	49-04847	49-04848	B	14B
S.E. Tactic Grey Camo	49-04903	49-04904	49-04905	49-04906	49-04907	49-04908	B	14B
Rockstar Black/Gold	49-04803	49-04804	49-04805	49-04806	49-04807	49-04808	B	14B



STRAIGHT EDGE
Blue/Grey/Black



STRAIGHT EDGE
Matte Orange/Grey



STRAIGHT EDGE
Black/White



STRAIGHT EDGE
Red/Black/Grey



Matte Black



ROCKSTAR
Black/Gold



FLY HELMETS

FORMULA CP RUSH WITH **RHEON**



ADAPTIVE IMPACT SYSTEM

- Polycarbonate alloy shell construction produces an extremely lightweight shell with excellent penetration resistance
- Impact Energy Cells made of RHEON, the Impact Energy Cells maximize absorption of low speed linear and rotational impacts, reducing forces transmitted to the brain
- Multi-density Expanded Polystyrene (EPS) Technology provides a softer EPS. Critical zones have been fine tuned for a progressive response to low speed and high-speed impacts
- Expanded volume EPS means strategic areas of the helmet have more impact absorbing EPS, more suspension between your head and the ground

CONSTRUCTION

- Expanded Polystyrene (EPS) chin bar creates an additional element of impact mitigation
- Clavicle shell relief zone creates a soft zone filled with EPS to aid in reducing clavicle injuries
- Custom molded rubber trim with integrated nose guard
- Lightweight custom visor screws and stainless-steel D-rings

WEIGHT

- 1319 Grams +/-50 (size MD/LG), 2.9 pounds +/-0.11 (size MD/LG)

COMFORT/LINER

- Comfort liner and quick release cheek pads are made of washable moisture-wicking, anti-microbial material

VENTILATION

- True Functional Ventilation (TFV)-When in motion air is forced through multiple air intake vents, then passed through aligned vent channels in the EPS and exits out multiple rear exhaust vents

ACCESSORIES

- Included soft fleece helmet bag
- Optional cold weather breath guard



Matte Black



Black/Blue/White



Black/Red/White



Grey/Black/White

FORMULA SNOW BREATH BOX

Part No.	Description	Code	Keyword
49-04300	YL-LG	B	17
49-04301	XL-2XL	B	17

FORMULA CP RUSH HELMETS

Colour	XS	S	M	L	XL	2XL	Code	Keyword
Matte Black	49-04703	49-04704	49-04705	49-04706	49-04707	49-04708	B	14B
Black/Red/White	49-04713	49-04714	49-04715	49-04716	49-04717	49-04718	B	14B
Black/Blue/White	49-04723	49-04724	49-04725	49-04726	49-04727	49-04728	B	14B
Grey/Black/White	49-04753	49-04754	49-04755	49-04756	49-04757	49-04758	B	14B



TURN YOUR FLY MX HELMET INTO A COLD WEATHER HELMET WITH THE SNOW BREATH BOX

LOOK FOR THESE BREATH BOXES WITH THE FLY HELMETS

FORMULA SNOW
BREATH BOX



49-04300 | YL-Large
49-04301 | XL-2XL

KINETIC SNOW
BREATH BOX



49-02801

F2 SHIELD SNOW
BREATH BOX



49-02900

TOXIN SNOW
BREATH BOX



49-03300



TERMS & INDEX
NEW
HELMETS
HELMET ACCESSORIES
APPAREL
ACCESSORIES
TRACKS & SUSPENSION
STEERING
TRANS MISSION
PLOW & WINCH
WIND SHIELDS
BRAKES & CARB.
ENGINE PARTS
ELECTRICAL
TRAILER
CHEMICALS
TECH & TOOLS
P.O.P

YOUTH HELMETS - GMAX



GM49Y BEAST YOUTH FULL FACE HELMET

Kids know riding is fun and GMAX makes it even more fun with the GM49 Youth-specific snow helmet. Parents will be happy knowing that their little one is protected in a lightweight, DOT approved helmet that they will love wearing.

- One shell can be adjusted to four different sizes so the helmet can grow as your child grows
- DuPont Coolmax® interior keeps you dry and comfortable. Coolmax® wicks moisture away from your head and dries quickly
- Removable, adjustable, washable Coolmax® interior allows for easy cleaning and custom fitting
- 100% UV400 protection from the anti-fog, maximum seal double lens face shield that comes anti-scratch hard coated for a longer lasting clear view.
- Flow-thru intake/exhaust venting forehead vents and rear exhaust vents help pull in desired fresh air & remove unwanted hot air through channeled vents
- Large eyeport for improved range of vision
- Light weight- only 3.1 lbs.
- Breath guard and snap-in chin curtain included
- DOT approved
- New Quick Clip Attached



Red/Blue/Grey



DOT

YOUTH SIZES AVAILABLE


from 1350g



ELECTRIC LENS SHIELD		
Part No.	Code	Keyword
498-0353	B	17



SHIELD POWER CORD, 18"		
Part No.	Code	Keyword
499-9091	B	17



GM49Y BEAST YOUTH DOUBLE LENS

Colour	S	M	L	Code	Keyword
Black	494-9500D	494-9501D	494-9502D	B	14
Red/Blue Grey	494-9510D	494-9511D	494-9512D	B	14
Blue/Orange/Grey	494-9520D	494-9521D	494-9522D	B	14
Neon Green/Hi-Vis	494-9530D	494-9531D	494-9532D	B	14
Pink/Purple/Grey	494-9560D	494-9561D	494-9562D	B	14
Dark Silver/Black	494-9580D	494-9581D	494-9582D	B	14



Blue/Orange/Grey



Neon Green/Hi-Vis



Pink/Purple/Grey



Dark Silver/Black

ROCK HARD RACE COLLAR



- Made to high quality specs.
- Easy to disassemble for cleaning
- Helps in assisting with neck fatigue
- Can attach to roost protector

YOUTH SIZES AVAILABLE

Description	Part No.	Code	Keyword
Youth	48-07801	B	15



Black



AT-21 YOUTH ADVENTURE TOURING SNOCROSS HELMET

GMAX® is excited to introduce the ALL NEW AT-21 designed competitively from the ground up. The AT-21 is constructed from a lightweight Polycarbonate shell offering superior protection and exceeds DOT and ECE safety certifications. This helmet is made in 3 shell sizes, from youth to adult, offering a lightweight shell for any adventure. Internally, the helmet is equipped with an inner sun shield, SpaSoft™ interior and recessed speaker pockets for communication systems. The removable interior with COOLMAX® CORE Technology wicks moisture away from the body and is designed to keep you dry and comfortable during your journey. Enjoy your adventure with the all new AT-21 from GMAX®

- ECE / DOT Approved
- Quick release buckle
- Constructed from a lightweight Polycarbonate shell offering superior protection
- Removable, adjustable, and washable antimicrobial SpaSoft™ interior allows for easy cleaning and custom fitting
- Lightweight shell
- Drop down sun shade with anti-fog coating
- Built in speaker pockets for communication systems



Matte Black



Black

COOLMAX

DOT

ECE

YOUTH SIZES AVAILABLE

See Pages 50-51
For Adult Sizing

REPLACEMENT PARTS

Part No.	Description	Code	Keyword
498-0874	AT-21/Y Clear Single Shield	B	17
498-0875	AT-21/Y Smoke Single Shield	B	17
498-0876	AT-21/Y Silver Iridium Single Shield	B	17
498-0877	AT-21/Y Clear Double Lens Shield	B	17
498-0878	AT-21/Y Smoke Double Lens Shield	B	17
498-0879	AT-21/Y Electric Clear Shield	B	17



AT-21Y YOUTH DOUBLE LENS

Colour	YS	YM	YL	Code	Keyword
Black	492-1020D	492-1021D	492-1022D	B	14
Matte Black	492-1070D	492-1071D	492-1072D	B	14

YOUTH SIZES AVAILABLE

Description	Part No.	Code	Keyword
Youth	48-07801	B	15



ROCK HARD RACE COLLAR

- Made to high quality specs.
- Easy to disassemble for cleaning
- Helps in assisting with neck fatigue
- Can attach to roost protector



See Helmet Parts Section for a full list of Helmet Replacement Parts • For Sizing See Page 80



OF-2 YOUTH OPEN FACE HELMET

The NEW OF-2 brings you all the great features from the GM2 along with some new ones like removable liners. The OF-2 is our most traditional 3/4 helmet. The five snap design allows for a variety of shields and visors to be installed. With adult and youth sizes available, the OF-2 is ready for affordable family fun.

- DOT Approved
- Removable, adjustable and washable COOLMAX® interior allows for easy cleaning and custom fitting
- 4 different shell sizes allow for a full range of fitment from youth to adult
- 3-snap visor
- 5 snap design allows for a variety of shields and visors to be installed

See Page 54
For Adult Sizing



DOT



Black

REPLACEMENT PARTS

Part No.	Description	Code	Keyword
499-9015	Flip Up Clear Shield	B	17
499-9016	Flip Up Tint Shield	B	17

OF-2 OPEN FACE HELMET

Colour	YS	YM	YL	Code	Keyword
Black	490-2200	490-2201	490-2202	B	14

See Helmet Parts Section for a full list of Helmet Replacement Parts • For Sizing See Page 80



YOUTH HELMETS - GMAX



GM2 YOUTH OPEN FACE HELMET

The GM2 is our most traditional 3/4 helmet. The three snap design allows for a variety of shields and visors to be installed. With adult and youth sizes available, the GM2 is ready for affordable family fun.

- DuPont Coolmax® interior keeps you dry and comfortable. Coolmax® wicks moisture away from your body and dries quickly
- Deluxe ear pockets for better fit and comfort
- Different shell sizes allow for a full range of adult and youth sizes and a superior fit
- Adjustable forehead vent
- 3-snap visor
- Optional flip-up shield available
- DOT approved ABS shell

**See Page 55
For Adult Sizing**

COOLMAX®

DOT

YOUTH SIZES AVAILABLE

from
985g



White



Green



Black



Red

REPLACEMENT PARTS

Part No.	Description	Code	Keyword
499-9013	Peak	B	17
499-9015	Flip Up Clear Shield	B	17
499-9016	Flip Up Tint Shield	B	17

GM2 OPEN FACE YOUTH HELMET

Colour	S/M	L/XL	Code	Keyword
Black	490-2021	490-2022	B	14
White	490-2011	490-2012	B	14
Red	490-2031	490-2032	B	14
Green	490-2051	490-2052	B	14

See Helmet Parts Section for a full list of Helmet Replacement Parts • For Sizing See Page 80



SPX SNOW GOGGLES

MAGNETIC SPX HEATED & NON HEATED GOGGLES

CLEAR DOUBLE LENS INCLUDED WITH ALL GOGGLES, PLUS EXTRA LENSES & ACCESSORIES



SEE PAGES 143-144 FOR MORE PRODUCT DETAILS AND PHOTOS



8 MAGNETS MAKING SWAPPING LENS QUICK & EASY

KINETIC YOUTH MX HELMET

STANDARD

- DOT approved

CONSTRUCTION

- Durable and lightweight polymer shell
- Dual-density EPS (Expanded Polystyrene) liner
- Custom-molded rubber trim with integrated nose guard
- Three shells and four EPS sizes provide a precise fit

WEIGHT

1342 grams +/-25g (size LG) 2.95 pounds +/- 0.06lb (size LG)

COMFORT/LINER

- Removable and washable comfort liner and cheek pads absorb sweat while providing ventilation

VENTILATION

- True Functional Ventilation (TFV)-When in motion air is forced through multiple air intake vents, then passed through aligned vent channels in the EPS and exits out multiple rear exhaust vents
- High-flow mouthpiece is replaceable

ACCESSORIES

- Included soft fleece helmet bag
- Optional cold weather kit with breath guard & ventilation plug kit: 49-02801



DOT



SCAN
Black/White



SCAN
Blue/Hi-Vis



SCAN
Black/Red

KINETIC SNOW BREATH BOX

Part No.	Code	Keyword
49-02801	B	17

KINETIC YOUTH MX HELMET

Colour	YS	YM	YL	Code	Keyword
Straight Edge Black/White	49-04600	49-04601	49-04602	B	14B
Straight Edge Red/Black/Grey	49-04610	49-04611	49-04612	B	14B
Straight Edge Blue/Grey/Black	49-04620	49-04621	49-04622	B	14B
Straight Edge Matte Orange/Grey	49-04670	49-04671	49-04672	B	14B
Scan Black/Red	49-04910	49-04911	49-04912	B	14B
Scan Black/White	49-04950	49-04951	49-04952	B	14B
Scan Blue/Hi-Vis	49-04920	49-04921	49-04922	B	14B
Drift Pink/White/Blue	49-04850	49-04851	49-04852	B	14B
Drift Blue/Hi-Vis/Charcoal	49-04840	49-04841	49-04842	B	14B



STRAIGHT EDGE
Blue/Grey/Black



STRAIGHT EDGE
Matte Orange/Grey



STRAIGHT EDGE
Black/White



STRAIGHT EDGE
Red/Black/Grey



DRIFT
Pink/White/Blue



DRIFT
Blue/Hi-Vis/Charcoal

YOUTH HELMETS - FLY

KINETIC THRIVE YOUTH MX HELMET

- DOT APPROVED
- Durable and lightweight polymer shell
- Dual-density EPS (Expanded Polystyrene) liner
- Custom molded rubber trim with integrated nose guard
- Three shells and four EPS sizes provide a precise fit
- Removable and washable comfort liner and cheek pads absorb sweat while providing ventilation
- All FLY helmets have TFV (True Functional Ventilation). When in motion air is forced through multiple air intake vents, then passed through aligned vent channels in the EPS and exits out multiple rear exhaust vents
- High-flow mouthpiece is replaceable

WHILE QUANTITIES LAST

INCLUDED:

- Soft fleece helmet bag

OPTIONAL ACCESSORIES:

- Cold weather breath deflector guard and plug kit

DOT



Blue/White

KINETIC SNOW BREATH BOX

Part No.	Code	Keyword
49-02801	B	17



KINETIC THRIVE YOUTH MX HELMET

Colour	S	M	L	Code	Keyword
Red/White/Black	49-04010	---	---	B	14B
Blue/White	---	49-04021	49-04022	B	14B
Matte Dark Grey/Black	49-04050	---	---	B	14B
Pink/Black/White	---	---	49-04062	B	14B

See Helmet Parts Section for a full list of Helmet Replacement Parts • For Sizing See Page 80



Matte Dark Grey/Black



Red/White/Black



Pink/Black/White

ROCK HARD RACE COLLAR

- Made to high quality specs.
- Easy to disassemble for cleaning
- Helps in assisting with neck fatigue
- Can attach to roost protector



**YOUTH SIZES
AVAILABLE**

Description	Part No.	Code	Keyword
Youth	48-07801	B	15

GMAX™ HELMET SIZING CHART



A great deal of effort has been put into making GMAX™ Helmets-The Better Fitting North American helmet.

Please use the following information to help choose the proper size helmet.

In order for a helmet to protect properly and be the most comfortable, it must be sized to your head correctly. The best way to check sizing is to put the helmet on and see that the helmet feels snug equally all around your head. The helmet should not feel too tight or too loose at any particular point around your head. Use the following chart to find the approximate size helmet for your head. Please remember that all head shapes are slightly different and the sizing chart is to be used as a starting guide to fit the correct helmet size to your head. Measure the head circumference one inch above the eyebrows and ears, then use this chart to find your approximate size.

Circumference		Helmet Letter Size	Hat Size	Circumference		Helmet Letter Size	Hat Size
CM.	Inches			CM.	Inches		
50 cm	19-11/16"	Youth/S	6-1/4"	58 cm	22-13/16"	M	7-1/4"
51 cm	20-1/16"	Youth/S	6-3/8"	59 cm	23-1/4"	M	7-3/8"
52 cm	20-7/16"	Youth/M	6-1/2"	60 cm	23-5/8"	L	7-1/2"
53 cm	20-7/8"	Youth/M	6-5/8"	61 cm	24"	L	7-5/8"
53.5 cm	21"	Youth/L	6-11/16"	62 cm	24-3/8"	XL	7-3/4"
54 cm	21-1/4"	XS	6-3/4"	63 cm	24-13/16"	XL	7-7/8"
55 cm	21-5/8"	XS	6-3/4"	64 cm	25-3/16"	XXL	8"
56 cm	22"	S	7"	65 cm	25-5/8"	XXL	8-1/8"
57 cm	22-7/16"	S	7-1/8"	66 cm	26"	XXXL	8-1/4"
				67 cm	26-3/8"	XXXL	8-3/8"

JOE ROCKET HELMET SIZING CHART



Size	XS	SM	MD	LG	XL	2XL
Head Measurement (cm)	53-54	55-56	57-58	59-60	61-62	63-64

CANADIANS RIDE ROCKET

FLY HELMET SIZING CHART



HAT SIZE	6	6 1/8 - 6 1/4	6 3/8 - 6 1/2	6 5/8 - 6 3/4	6 7/8 - 7	7 1/8 - 7 1/4	7 6/8 - 7 1/2	7 5/8 - 7 3/4	7 7/8 - 8
HELMET SIZE	YS	YM	YL	XS	S	M	L	XL	2XL
INCHES	18.25-19"	19-19.75"	19.75-20.5"	20.5-21.25"	21.25-22"	22-23"	23-23.75"	24-24.5"	24.5-25.25"
CM	47-48	49-50	51-52	53-54	55-56	57-58	59-60	61-62	63-64

ZOAN HELMET SIZING CHART



Size	Centimeter	Hat Size	Inches	Size	Centimeter	Hat Size	Inches
XXS	51-52	6 3/8 - 6 1/2	20 - 20 1/2"	XXL	63-64	7 7/8 - 8	24 3/4 - 25 1/4"
XS	53-54	6 5/8 - 6 3/4	20 7/8 - 21 1/4"	XXXL	65-66	8 1/8 - 8 1/4	25 5/8 - 26"
S	55-56	6 7/8 - 7	21 5/8 - 22"	Youth S	49-50	6 1/8 - 6 1/4	19 1/4 - 19 3/4"
M	57-58	7 1/8 - 7 1/4	22 1/2 - 22 7/8"	Youth M	51-52	6 3/8 - 6 1/2	20 - 20 1/2"
L	59-60	7 3/8 - 7 1/2	23 1/4 - 23 5/8"	Youth L	53-54	6 5/8 - 6 3/4	20 7/8 - 21 1/4"
XL	61-62	7 5/8 - 7 3/4	24 - 24 3/8"				

HELMET ACCESSORIES

2022 SNOW CATALOGUE

HELMET ACCESSORIES

ECHO QUICK RELEASE HELMET CLASP

The ECHO Quick Release has been on the market since 1987. It has proven to be a reliable, fast and convenient way to fasten and unfasten the chinstrap of a safety helmet. The product has exceeded the testing standards of D.O.T. 218, Snell (M2005) and N.I.J. 0104.02.

The ECHO Quick Release is constructed of tempered steel with an ECHO Design metal-to-metal locking system in a high Nylon Body.

Available in 7 colours:

Black - Red - Blue - Yellow - Green - Pink - White

Attaches easily to all helmets. No special tools or sewing is needed. Slide bar Arrow accommodates 1 inch webbing.

The ECHO Quick Release can be used in both warm and cold weather riding - durable body arms stay flexible to minus 40 degrees F.



Buy 12/per colour and receive a free display

Part No.	Colour	Code	Keyword
499-0001	Red	B	17
499-0002	Blue	B	17
499-0003	Green	B	17
499-0006	Pink	B	17
499-0004	Yellow	B	17
499-0009	White	B	17
499-0010	Black	B	17



ECHO 3 SNAP FLIP SHIELDS

Clear, Smoke, Amber, Silver Mirror, Blue Mirror

- Optically correct
- Anti-scratch coating
- 3 snap adjustable universal fit
- Use with open face or half helmet
- Excellent impact strength
- Multi-position ratchet adjustable shield
- Lock-down riding position

Part No.	Colour	Code	Keyword
499-0030	Clear	B	17
499-0031	Smoke	B	17
499-0032	Amber	B	17
499-0033	Silver	B	17
499-0034	Blue	B	17



ECHO 3 SNAP SHORTY SHIELDS

Clear, Smoke, Amber, Silver Mirror, Blue Mirror

- Superior impact strength
- Accepts 3-snap visor
- 3-snap adjustable universal fit
- Use with open face or half helmet

Part No.	Colour	Code	Keyword
499-0035	Clear	B	17
499-0036	Smoke	B	17
499-0037	Amber	B	17
499-0038	Silver	B	17
499-0039	Blue	B	17



ECHO FIVE SNAP FLAT SHIELDS

- Optically Correct
- 5 snap adjustable universal fit
- Use with open face helmet
- Fits most brands
- Available in 3 colors clear, smoke, amber

Part No.	Colour	Code	Keyword
499-0040	Clear	B	17
499-0041	Smoke	B	17
499-0042	Amber	B	17



HELMET ACCESSORIES

DELUXE HELMET BAG

- Heavy-duty nylon lined with thick Sherpa fur, Fits any helmet from street to MX. The Front pocket is Large enough to hold a Pair of goggles.



Part No.	Description	Code	Keyword
410-9001	Deluxe Helmet Bag	B	17

GEARS

PLATINUM HELMET AND SHIELD BAG



499-9751

Part No.	Description	Code	Keyword
499-9839	Platinum Helmet Bag	B	17
499-9751	Platinum Shield Bag	B	17

HELMET GARAGE

11"H X 10"W X 16"L

CONSTRUCTION

- Durable PVC backed polyester ripstop
- Plastic bottom to keep helmet separated from the elements
- Custom metal vent eyelets
- Appliquéd and TPR logos

FEATURES

- Generous side pockets hold goggles and tear-offs
- Comfortable molded rubber carry handle
- Fleece liner protects helmet paint



Part No.	Description	Code	Keyword
36-07138	Helmet Garage	B	17

OPTIMUS MODULAR HELMET REPLACEMENT SHIELD



Snow Clear Electric Lens Shield



Part No.	Description	Code	Keyword
479-0475	Double Lens Clear Shield	B	17
479-0476-1	Optimus Double Lens Electric Shield - Does Not Come With Any Side Plates	B	17

ELECTRIC SHIELD POWER CORD WITH BUILT-IN LED LIGHT



No More Getting Stuck In The Dark (Shield Cord Only) Built-in push button LED light. Great for reading trail maps under dark conditions



Part No.	Code	Keyword
499-9999	B	17

RALERI FOGSTOP

Raleri FogStop is the best ever antifog...because its antimoisture system is both absorbent and draining. The superb optical quality of FogStop visor inserts for helmets is due to the special material of which they're made. FogStop inserts, available in five static colors plus a photochromatic one, install onto the visor in a safe but not damaging way thanks to their transparent Raleri gaskets. Raleri's special gaskets also improve antifog effect creating a sealed air chamber between insert and visor. You won't need to remove insert and to clean it anymore, as it will be always optically perfect.




4-290000



4-290001



4-290003



4-290002

Part No.	Part No.	Code	Keyword
4-290000	Raleri Antifog Insert Clear	B	17
4-290001	Raleri Antifog Insert HD Pink	B	17
4-290002	Raleri Antifog Insert Smoke	B	17
4-290003	Raleri Antifog Insert Photochromatic	B	17

- CLEAR** - High transparency and amazing optical quality antifog
- SMOKE** - A inexpensive solution to turn your face shield into a dark one
- HD PINK** - HD high contrast racing insert, improves concentration
- Photochromatic** - The photochromatic insert of the FogStop family with amazing features.

POWER SOCKETS & ACCESSORIES

12-VOLT POWER SOCKET

- Flush-mount design means no drilling required
- Mounts anywhere 12 Volt power is needed
- Weather proof dust cover



Part No.	Code	Keyword
320-6400	C	17
320-6401 with Wire, Fuse	C	17

12-VOLT POWER SOCKET W/LIGHT


- Provides bonus light for multi-purpose use
- Flush mount design
- Mounts anywhere 12 Volt power is needed
- Weather proof dust cover



Part No.	Code	Keyword
320-6402	C	17
320-6403 with Wire, Fuse	C	17

ELEC. POWER CORD SPLITTER

Used mostly for splitting power to passenger heater shield



Part No.	Code	Keyword
499-0020	B	17

POWER OUTLET

12 Volt Power Outlet, Require 12V Battery Source Ski-Doo # 861-5072-00



Part No.	Code	Keyword
340-1510	B	17

RCA LIGHTER SOCKET PLUG

Cigarette lighter power port equipped with an LED power-alert, RCA output jack & replaceable 10 Amp fuse



Part No.	Code	Keyword
499-9980	B	17

USB LIGHTER SOCKET PLUG

Cigarette lighter power port equipped with an LED power-alert, & USB Output jack.



Part No.	Code	Keyword
499-9980-1	B	17

ELECTRIC SHIELD CORDS

Part No.	Description	Code	Keyword
499-9091	a. Shield power cord, 18" (male-male)	B	17
499-9074	b. Shield power cord, Spring cord	B	17
499-9090	c. Shield power cord, Power source	B	17
499-9243	d. Arctic cat adapter cord	B	17
499-9077	e. Electrical accessories plug	B	17
499-9244	f. GMAX Power Cord complete W/Fuse	B	17



ELECTRIC SHIELD CORD



Part No.	Code	Keyword
499-9073-1	B	17

RCA "Y" CONNECTOR

- 1 Male head into 2 female heads



Part No.	Code	Keyword
499-0021	B	17

12 VOLT CELL PHONE CHARGER



ECHO PLUG & GO

How many times have you been out on the trail and your phone dies because of searching for a signal or from the cold temperatures? PowerMadd has an inexpensive solution! Our 12 Volt Cell Phone Charger installs easily to any machine with a 12-Volt battery. The charger has a replaceable 2-amp in-line fuse and a micro USB connector. The charger will work with all phones with a micro USB charging port (will work with iPhones but requires adapter - NOT INCLUDED).

- Requires 12 DC volts
- Micro USB connector
- 2-amp in-line fuse for system protection
- Installs easily



Part No.	Code	Keyword
330-5000	B	17

- Cellphone, GPS or MP3 charger and bracket
- iPhone and mini-USB charger tips included
- Battery connector included
- Clamp adjusts for 7/8" to 1- 1/4" handlebars, fits most bikes
- Internal resistor for surge protection



Part No.	Code	Keyword
3-300450	B	17

HANDLE BAR MOUNT USB

Compact design mounts to either 7/8" or 1" handlebars, with included sleeve. Dual usb charging ports allows you to charge your Apple Iphone, Apple Ipad, blackberry, Garmin GPS and other modern gadgets while riding. (As long as it has a 12 volt charging system.) Simply connect to your 12 VDC electrical system and charge it. This wicked little gizmo will power down your 12 VDC system to dc 5v



Part No.	Code	Keyword
340-1545	B	17

HEATED VISOR PLUG KIT



Part No.	Code	Keyword
499-0400	B	17

OEM# 860-2012-83
 Wire Length: 20 / 23cm
 w/Mini Fuse 5AMP.
 Cable Tie X 1pc./ Cap X 1. / RCA Wire X 1/
 Helmet Sticker X 1.

Model	Year
Ski-Doo™	
BACKCOUNTRY (ALL)	2019-22
EXPEDITION 600/900 ACE	2019-22
EXPEDITION (ALL)	2021-22
FREERIDE 850 ETEC	2018-22
GRAND TOURING LIMITED/	2019-22
SPORT 600 ETEC/900 ACE /TURBO	
MACH Z	2022
MXZ TNT/X 850 ETEC	2017-22
MXZ X-RS/BLIZZARD 850 ETEC	2018-22
RENEGADE ADRENALINE/X 850 ETEC	2017-22
RENEGADE BACKCOUNTRY /X 850 ETEC	2018
RENEGADE ENDURO (ALL)	2019-22
RENEGADE X/X-RS/ADRENALINE 900 ACE	2019-22
RENEGADE X-RS 850 ETEC	2018-22
SKANDIC (ALL)	2021-22
SUMMIT X/SP 600R ETEC	2019-22
SUMMIT X/SP 850 ETEC	2017-22
TUNDRA (ALL)	2021-22



Part No.	Code	Keyword
499-0401	B	17

OEM# 860-2012-34
 Wire Length: 24.5 / 24.5cm
 w/Mini Fuse 5AMP.
 Cable Tie X 1pc./ Cap X 1. / RCA Wire X 1/
 .Helmet Sticker X 1.

Model
Ski-Doo™
INSTALLATION KIT FOR HEATED VISOR/HEATED BAG PLUG-IN.
FITS REV-XM, XS, XR, & XU TUNDRA

ACCESSORY PLUG SPLITTER



Part No.	Code	Keyword
499-0402	B	17

Wire Length: 13.2 / 13.9cm
 3 Connector

Model
Ski-Doo™
ALL REV-GEN 4 MODELS

HEATED VISOR PLUG KIT



Part No.	Code	Keyword
499-0403	B	17

OEM# 2878780
 Wire Length: 48.5cm,
 Cable Tie x 2pcs, Helmet Sticker x 1
 w/ Instruction Sheet

Model	Year
Polaris™	
120 INDY	2014
340 EDGE	2008
340 TOURING	2007
340 TRANSPORT	2008
440 IQ	2007
500 XC SP	2007
550 INDY /LXT	2014-22
550 INDY ADVENTURE	2014-22
550 INDY VOYAGEUR	2014-16
550 IQ LXT	2011-13
550 IQ SHIFT	2009-13
550 LX	2007
550 RMK EVO	2022
550 SHIFT	2011-13
550 TRANSPORT	2009
550 VOYAGEUR	2017-22
550 WIDETRAK LX	2016-19
600 DRAGON SP	2009
600 DRAGON SWITCHBACK	2008-10
600 INDY /SP	2013-22
600 INDY ADVENTURE	2020-21
600 INDY VOYAGEUR	2014-17
600 INDY XC/XCR	2019-21
600 IQ /LX/LXT	2007-15
600 IQ RACER	2012
600 IQ SHIFT	2009-12
600 IQ TOURING	2008
600 IQ TOURING	2007-08
600 PRO RMK	2012-22
600 RMK	2007-22
600 RMK SHIFT	2009
600 RUSH /LX	2010-13
600 RUSH PRO R	2011-14
600 RUSH PRO S	2015-20
600 RUSH XCR	2017-19
600 SHIFT	2011
600 SWITCHBACK	2010-14
600 SWITCHBACK ADVENTURE	2012-19
600 SWITCHBACK ASSAULT	2015-21
600 SWITCHBACK PRO R	2012-14
600 SWITCHBACK PRO S	2015-20
600 SWITCHBACK SP	2017-19
600 SWITCHBACK XCR	2018-21

Model	Year
Polaris™	
600 VOYAGEUR	2017-21
600 WIDETRAK IQ	2010-15
600RR	2008
700 DRAGON IQ	2007-08
700 DRAGON RMK	2008
700 DRAGON SWITCHBACK	2008
700 IQ	2008
700 RMK	2008-10
700 SWITCHBACK	2008
800 DRAGON IQ	2010
800 DRAGON RMK	2008-10
800 DRAGON SP	2009
800 DRAGON SWITCHBACK	2010
800 INDY ADVENTURE	2020
800 INDY SP /LE	2014-16
800 INDY XC/XCR	2019-20
800 IQ	2008-10
800 PRO RMK	2011-20
800 PRO RMK KHAOS	2020
800 RMK	2009-16
800 RMK ASSAULT	2009-19
800 RUSH	2011-13
800 RUSH PRO R	2011-14
800 RUSH PRO S	2015-20
800 RUSH PRO X	2015-18
800 RUSH XCR	2017-18
800 SKS	2018-20
800 SWITCHBACK	2010-14
800 SWITCHBACK ADVENTURE	2014-19
800 SWITCHBACK ASSAULT	2011-20
800 SWITCHBACK PRO R	2012-14
800 SWITCHBACK PRO S	2015-20
800 SWITCHBACK PRO X	2015-18
800 SWITCHBACK XCR	2018-20
INDY EVO	2019-20
SUPERSPORT 550	2007-08
SWITCHBACK TURBO	2008-09
TRAIL RMK/TOURING	2007-10
TURBO IQ /LX/LXT	2008-14
TURBO IQ DRAGON	2009-10
WIDETRAK IQ /FS	2009-13
WIDETRAK LX	2007-11

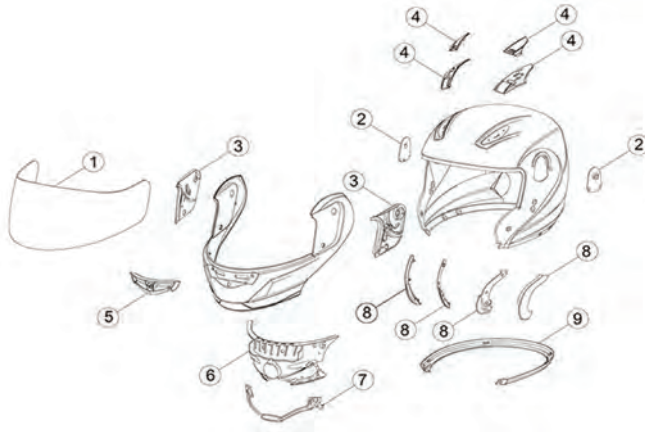
GM 54/67/78 BRAKE LIGHT KIT

Part No.	Description	Code	Keyword
498-0578	GM54/67/78/77 LED Brake Light Kit	B	17





MD04 MODULAR HELMET



REF No.	Description	Part No.	Code	Keyword
1	MD-04 - Single Lens Shield - Clear	499-9541	B	17
1	MD-04 - Single Lens Shield - Tint	499-9542	B	17
1	MD-04 - Single Lens Shield - Silver Iridium	499-9543	B	17
1	MD-04 - Single Lens Shield - Blue Iridium	499-9544	B	17
1	MD-04 - Single Lens Shield - Red Iridium	499-9545	B	17
1	MD-04 - Double Lens Shield - Clear	499-9891	B	17
1	MD-04 - Double Lens Shield - Tint	499-9892	B	17
1	MD-04 - Electric Shield, With Fuse	499-9894	B	17
2	MD-04 - Jaw Piece Ratchet Plate - L/R	499-9560	B	17
3	MD-04 - Inner Shield Ratchet Plates - L/R with 4 Screws	499-9553	B	17
	MD-04 - Inner Ratchet Plate 4 Screws	499-9554	B	17
	MD-04 - 2-Inner Ratchet Plate Springs (Shield)	499-9555	B	17
4	MD-04 - Top Front Vents Left and Right	498-0754	B	17
5	GM49/MD-04 - Front Jaw Vent with Screws	498-0551	B	17
6	MD-04 - Inner Jaw Piece Cover	498-0763	B	17
7	MD-04 - Push Open Bar For Jaw with 2 Screws & Springs	499-9562	B	17
8	MD-04 - Left/Right Side Jaw Retainer	498-0755	B	17
9	GMAX - Rear Rubber Molding	499-9582	B	17
	MD-04 - Removable Cheek Pads - XS	498-1023	B	17

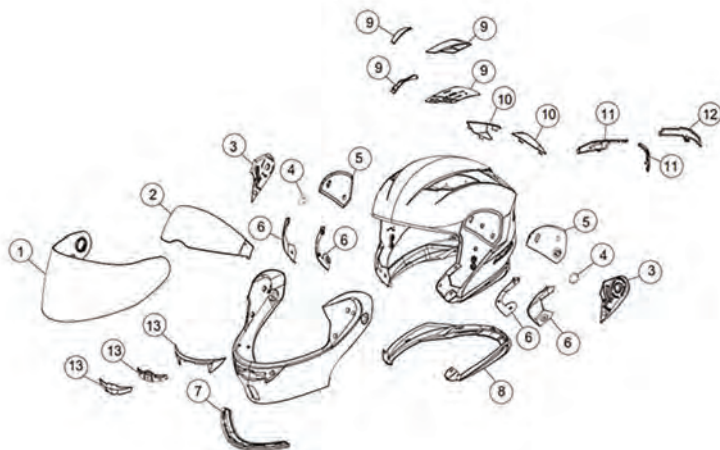
REF No.	Description	Part No.	Code	Keyword
	MD-04 - Removable Cheek Pads - Small	498-1024	B	17
	MD-04 - Removable Cheek Pads - Medium	498-1025	B	17
	MD-04 - Removable Cheek Pads - Large	498-1026	B	17
	MD-04 - Removable Cheek Pads - XL	498-1027	B	17
	MD-04 - Removable Cheek Pads - 2XL	498-1028	B	17
	MD-04 - Removable Cheek Pads - 3XL	498-1029	B	17
	MD-04 - Removable Comfort Liner - XS	498-1033	B	17
	MD-04 - Removable Comfort Liner - Small	498-1034	B	17
	MD-04 - Removable Comfort Liner - Medium	498-1035	B	17
	MD-04 - Removable Comfort Liner - Large	498-1036	B	17
	MD-04 - Removable Comfort Liner - XL	498-1037	B	17
	MD-04 - Removable Comfort Liner - 2XL	498-1038	B	17
	MD-04 - Removable Comfort Liner - 3XL	498-1039	B	17
	Platinum Helmet Bag	499-9839	B	17
	Platinum Shield Bag	499-9751	B	17
	MD-04 - Motorcycle Vented Chin Curtain (Snap In)	499-9549	B	17
	MD-04 - Snowmobile Non-Vented Chin Curtain (Snap In)	499-9550	B	17
	MD-04 - Snap-In Breath Guard	499-9551	B	17
	MD-04 - Breath Guard/Chin Curtain Snaps (Qty.10)	499-9552	B	17

Note: L/R means Left and Right





MD01 MODULAR HELMET



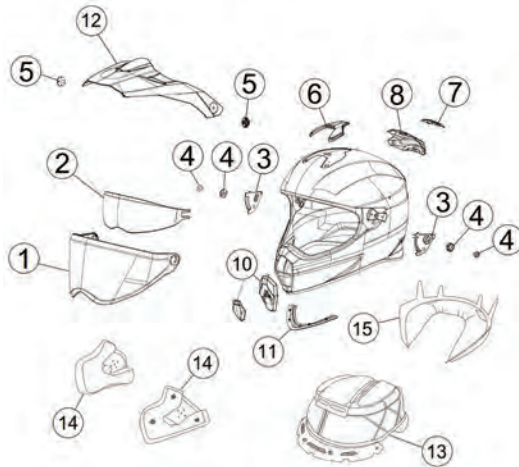
REF No.	Description	Part No.	Code	Keyword
1	MD01 - Double Lens Shield - Clear UV400	498-0640	B	17
2	MD01 - Inner Lens - Clear	498-0784	B	17
2	MD01 - Inner Lens - Smoke	498-0785	B	17
2	MD01 - Inner Lens - Hi Def Amber	498-0786	B	17
	MD01 - Electric Shield Power Cord Complete kit with Fuse	499-9244	B	17
	Electric Shield Power Cord, 18'	499-9091	B	17
	Electric Shield Power Cord, Spring Cord	499-9074	B	17
	Arctic Cat Adapter Cord	499-9243	B	17
3	MD01 - Ratchet Side Plates with Screws - Left/Right (Shield Mount)	498-0554	B	17
4	MD01 - Jaw Screws with Washers - Left and Right	498-0788	B	17
5	MD01 - Jaw Ratchet Plate Set - Left and Right	498-0787	B	17
6	MD01 - Front Corner Trim - Left and Right	N/A		
7	MD01 - Inner Jaw Trim Piece	498-0811	B	17
	MD01 - Jaw Inner Guide - Left and Right	498-0405	B	17
	MD01 - Jaw Release Mechanism Assembly	498-0809	B	17
8	MD01 - Lower Shell Trim Ring	498-0810	B	17
9	MD01 - Front Top Vents - Gloss Black - Left and Right	498-0805	B	17
9	MD01 - Front Top Vents - Matte Black - Left and Right	498-0806	B	17
10	MD01 - Rear Top Vents - Gloss Black - Left and Right	498-0807	B	17
10	MD01 - Rear Top Vents - Matte Black - Left and Right	498-0808	B	17
11	MD01 - Rear Vent Left/Right (Next to Rear LED)	498-0731	B	17

REF No.	Description	Part No.	Code	Keyword
12	MD01 - LED Light Only - Clear Lens and Red LED Light - No Batteries	498-0744	B	17
12	MD01 - Complete LED Light Kit - (Red LED, Clear Lens, Battery Case)	498-0742	B	17
12	MD01 - LED Battery Case - No Batteries	498-0743	B	17
13	MD01 - Front Chin Vent Cover - Gloss Black	498-0803	B	17
13	MD01 - Front Chin Vent Cover - Matte Black	498-0804	B	17
	MD01 - Chin Curtain - Snow	498-0802	B	17
	MD01 - Breath Guard With Magnet System	498-0801	B	17
	MD01 - Cheek Pads (Pair) - 45mm XS/S with Magnet System	498-0789	B	17
	MD01 - Cheek Pads (Pair) - 35mm M/L with Magnet System	498-0790	B	17
	MD01 - Cheek Pads (Pair) - 30mm XL with Magnet System	498-0791	B	17
	MD01 - Cheek Pads (Pair) - 25mm 2XL with Magnet System	498-0792	B	17
	MD01 - Cheek Pads (Pair) - 20mm 3XL with Magnet System	498-0793	B	17
	MD01 - Comfort Liner - XS	498-0794	B	17
	MD01 - Comfort Liner - Small	498-0795	B	17
	MD01 - Comfort Liner - Medium	498-0796	B	17
	MD01 - Comfort Liner - Large	498-0797	B	17
	MD01 - Comfort Liner - XL	498-0798	B	17
	MD01 - Comfort Liner - 2XL	498-0799	B	17
	MD01 - Comfort Liner - 3XL	498-0800	B	17

TERMS & INDEX
NEW
HELMETS
HELMET ACCESSORIES
APPAREL
ACCESSORIES
TRACKS & SUSPENSION
STEERING
TRANS MISSION
PLOW & WINCH
WIND SHIELDS
BRAKES & CARB.
ENGINE PARTS
ELECTRICAL
TRAILER
CHEMICALS
TECH & TOOLS
P.O.P



AT-21/Y ADVENTURE TOURING HELMET



AT-21



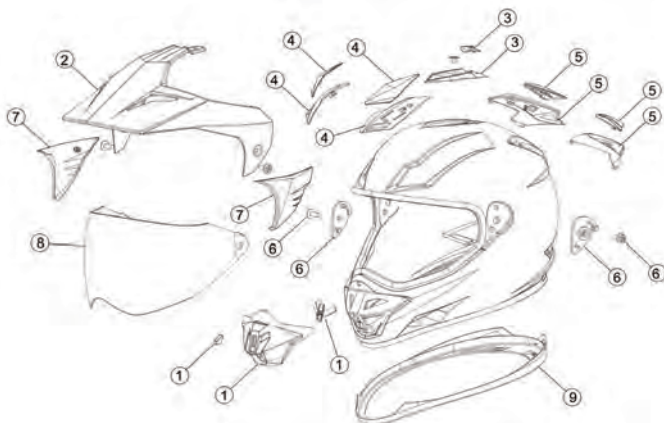
AT-21Y

REF No.	Description	Part No.	Code	Keyword
1	AT-21/Y - Single Lens Shield - Clear	498-0874	B	17
1	AT-21/Y - Single Lens Shield - Smoke	498-0875	B	17
1	AT-21/Y - Single Shield - Silver Iridium	498-0876	B	17
1	AT-21/Y - Double Lens Shield - Clear	498-0877	B	17
1	AT-21/Y - Double Lens Shield - Smoke	498-0878	B	17
1	AT-21/Y - Electric Lens Shield - Clear	498-0879	B	17
2	AT-21/Y - Inner Lens - Clear	498-0880	B	17
2	AT-21/Y - Inner Lens - Smoke	498-0881	B	17
2	AT-21/Y - Inner Lens - Hi Definition Orange	498-0882	B	17
3	AT-21/Y - Shield Ratchet Plate - Left and Right	498-0884	B	17
	AT-21/Y - Rubber Plugs for Visor Screw	498-0885	B	17
4	AT-21/Y - Shield Screws with Washers	498-0886	B	17
5	AT-21/Y - Visor Screws	498-0887	B	17
6	AT-21/Y - Top Vent - Black	498-0888	B	17
6	AT-21/Y - Top Vent - Matte Black	498-0889	B	17
6	AT-21/Y - Top Vent - White	498-0890	B	17
7, 8	AT21/Y - Rear LED Light Kit - Black	498-0903	B	17
7, 8	AT21/Y - Rear LED Light Kit - Matte Black	498-0904	B	17
7, 8	AT21/Y - Rear LED Light Kit - White	498-0905	B	17
8	AT-21/Y - Rear Vent Slider and Cover with Screws - Black	498-0891	B	17
8	AT-21/Y - Rear Vent Slider and Cover with Screws - Matte Black	498-0892	B	17
8	AT-21/Y - Rear Vent Slider and Cover with Screws - White	498-0893	B	17
10	AT-21/Y - Mouth Vent Slider and Cover with Screws - Black	498-0894	B	17
10	AT-21/Y - Mouth Vent Slider and Cover with Screws - Matte Black	498-0895	B	17
10	AT-21/Y - Mouth Vent Slider and Cover with Screws - White	498-0896	B	17
11	AT-21/Y - Motorcycle Chin Curtain	498-0897	B	17
11	AT-21/Y - Snow Chin Curtain	498-0898	B	17
	AT-21 - Snow Breath Deflector	498-0899	B	17
	AT-21Y - Snow Breath Deflector	498-0900	B	17
12	AT-21/Y - Visor with Screws - Black	498-0920	B	17

REF No.	Description	Part No.	Code	Keyword
12	AT-21/Y - Visor with Screws - Matte Black	498-0921	B	17
12	AT-21 - Epic Visor with Screws - Matte Hi-Vis / Black	498-0922	B	17
12	AT-21 - Epic Visor with Screws - Matte Neon Orange / Black	498-0923	B	17
12	AT-21/Y - Epic Visor with Screws - Pink / White / Black	498-0924	B	17
12	AT-21 - Epic Visor with Screws - Silver / White / Black	498-0925	B	17
12	AT-21 - Epic Visor with Screws - Green / White / Black	498-0926	B	17
12	AT-21/Y - Epic Visor with Screws - Matte Grey / Black	498-0927	B	17
12	AT-21 - Epic Visor with Screws - Silver / Blue	498-0928	B	17
12	AT-21/Y - Epic Visor with Screws - Red / Black / Silver	498-0929	B	17
12	AT-21/Y - Epic Visor Kit - Blue / Hi-Vis / Black	498-0930	B	17
13	AT-21 - Comfort Liner - XS	498-0906	B	17
13	AT-21 Comfort Liner - Small	498-0907	B	17
13	AT-21 Comfort Liner - Medium	498-0908	B	17
13	AT-21 Comfort Liner - Large	498-0909	B	17
13	AT-21 Comfort Liner - XL	498-0910	B	17
13	AT-21 Comfort Liner - 2XL	498-0911	B	17
13	AT-21Y - Comfort Liner - Youth Small	498-0912	B	17
13	AT-21Y - Comfort Liner - Youth Medium	498-0913	B	17
13	AT-21Y - Comfort Liner - Youth Large	498-0914	B	17
14	AT-21/Y - Cheek Pads - Youth Small / XS	498-0915	B	17
14	AT-21/Y - Cheek Pads - Youth Medium - Large / Small	498-0916	B	17
14	AT-21 - Cheek Pads - Medium	498-0917	B	17
14	AT-21 - Cheek Pads - Large / XL	498-0918	B	17
14	AT-21 - Cheek Pads - 2XL	498-0919	B	17
15	AT-21 Neck Roll - XSmall - 2XL	498-0901	B	17
15	AT-21Y - Neck Roll - Youth Small - Youth Large	498-0902	B	17



GM11



Note: Mouth Vents Includes 1 Screw, Silver or Black Screen, & Foam Inserts
Visors Include Three Mounting Screws
L/R or L,R means Left and Right

REF No.	Description	Part No.	Code	Keyword
1	GM11 - Gloss Black Mouth Vent	498-0489	B	17
1	GM11 - White Mouth Vent	498-0490	B	17
1	GM11 - Titanium Mouth Vent	498-0491	B	17
1	GM11 - Flat Matte Black Mouth Vent	498-0492	B	17
1	GM11 - Hi-Vis Mouth Vent	498-0493	B	17
1	GM11 - Gloss Black Mouth Vent	498-0671	B	17
1	GM11 - Flat White Mouth Vent	498-0672	B	17
1	GM11 - Flat Titanium Mouth Vent	498-0673	B	17
1	GM11 - Flat Black Mouth Vent	498-0674	B	17
1	GM11 - Flat Hi-Vis Yellow Mouth Vent	498-0675	B	17
	GM11 - Visor Screws (3 Pack)	498-0494	B	17
2	Trekka Graphic Visor - Black/Blue	498-0677	B	17
2	Trekka Graphic Visor - Black/Hi-Vis Green	498-0678	B	17
2	Trekka Graphic Visor - Black/Yellow	498-0679	B	17
2	Trekka Graphic Visor - Black/Pink	498-0681	B	17
2	Trekka Graphic Visor - Flat Black/Hi-Vis Orange	498-0682	B	17
2	Trekka Graphic Visor - Flat Black/Dark Silver	498-0683	B	17
2	Adventure Graphic Visor - Flat Hi-Vis Yellow/Dark Silver	498-0684	B	17
2	GM11 - Flat Black Visor	498-0687	B	17
2	Vertical Graphic Visor - Black/Red	498-0747	B	17
2	Vertical Graphic Visor - Black/Blue	498-0748	B	17
2	Vertical Graphic Visor - Black/Hi-Vis Yellow	498-0749	B	17
2	Vertical Graphic Visor - Flat Black/White	498-0750	B	17
2	Vertical Graphic Visor - Black/Pink	498-0751	B	17
2	Vertical Graphic Visor - Flat Black/Hi-Vis Orange	498-0752	B	17
2	SCUD Graphic Visor - Black/White/Red	498-0945	B	17
2	SCUD Graphic Visor - Matte Black/Grey	498-0946	B	17
2	SCUD Graphic Visor - White/Grey	498-0947	B	17
2	SCUD Graphic Visor - Matte Hi-Vis/Black	498-0948	B	17
2	SCUD Graphic Visor - Matte Black/Orange/Grey	498-0949	B	17
2	SCUD Graphic Visor - Black/Pink/Grey	498-0950	B	17
2	Trapper Graphic Visor - Grey/Neon Green	498-0951	B	17
2	Trapper Graphic Visor - Blue/Grey	498-0952	B	17
2	Trapper Graphic Visor - White/Silver	498-0953	B	17
2	Trapper Graphic Visor - Matte Black/Red/White	498-0954	B	17

REF No.	Description	Part No.	Code	Keyword
2	Trapper Graphic Visor - Pink/White/Grey	498-0955	B	17
2	Trapper Graphic Visor - Grey/Orange	498-0956	B	17
2	Trapper Graphic Visor - Black/Hi-Vis	498-0957	B	17
2	Trapper Graphic Visor - Matte Teal/Orange	498-0958	B	17
3	GM11 - Black Top Vent With Screws - at the Rear of Visor	498-0502	B	17
4	GM11 - Black Top Vent With Screws - L,R	498-0503	B	17
5	GM11 - Rear Vents With Screws - L,R	498-0504	B	17
6	GM11 - Ratchet Plate and Screws - L,R	498-0505	B	17
7	GM11 - Ratchet Plate Covers - L,R - Used when visor is removed	498-0506	B	17
8	GM11 - Single Lens Shield - Clear	498-0520	B	17
8	GM11 - Single Lens Shield - Tint	498-0521	B	17
8	GM11 - Single Lens Shield - HI-Definition	498-0522	B	17
8	GM11 - Double Lens Shield - Clear	498-0523	B	17
8	GM11 - Double Lens Shield - Tint	498-0524	B	17
8	GM11 - Electric Shield - With Power Cords and Fuse	498-0746	B	17
	GM11 - Cold Weather Kit - (Clear Double Lens Shield, Breath Guard, and Chin Curtain)	498-0526	B	17
9	GM11 - Bottom Rubber Trim	498-0527	B	17
	GM11 - Breath Guard	498-0518	B	17
	GM11 - Street Chin Curtain	498-0519	B	17
	GM11 - Snow Chin Curtain	498-0528	B	17
	GM11 - Removable Cheek Pads (Pair) - XS	498-0507	B	17
	GM11 - Removable Cheek Pads (Pair) - Small	498-0508	B	17
	GM11 - Removable Cheek Pads (Pair) - Medium & Large	498-0509	B	17
	GM11 - Removable Cheek Pads (Pair) - XL	498-0510	B	17
	GM11 - Removable Cheek Pads (Pair) - 2XL	498-0511	B	17
	GM11 - Removable Comfort Liner - XS	498-0512	B	17
	GM11 - Removable Comfort Liner - Small	498-0513	B	17
	GM11 - Removable Comfort Liner - Medium	498-0514	B	17
	GM11 - Removable Comfort Liner - Large	498-0515	B	17
	GM11 - Removable Comfort Liner - XL	498-0516	B	17
	GM11 - Removable Comfort Liner - 2XL	498-0517	B	17

TERMS & INDEX

NEW

HELMETS

HELMET ACCESSORIES

APPAREL

ACCESSORIES

TRACKS & SUSPENSION

STEERING

TRANS MISSION

PLOW & WINCH

WIND SHIELDS

BRAKES & CABR.

ENGINE PARTS

ELECTRICAL

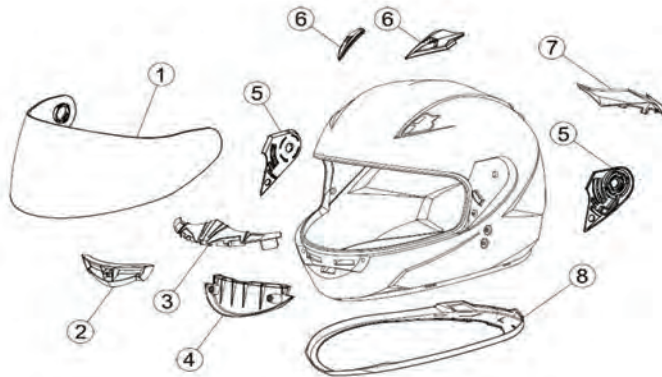
TRAILER

CHEMICALS

TECH & TOOLS

P.O.P

GM49Y

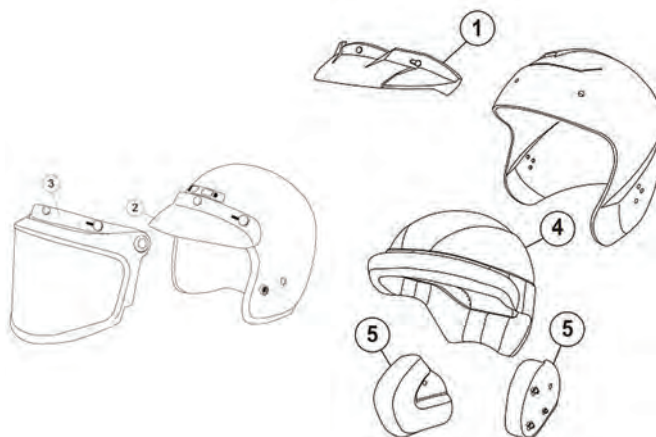


Note: GM49Y, GM54, & FF49 use the same shield

REF No.	Description	Part No.	Code	Keyword
1	GM49Y/FF49 - Single Lens Shield - Clear	498-0406	B	17
1	GM49Y/FF49 - Single Lens Shield- Tint	498-0407	B	17
1	GM49Y/FF49 - Double Lens Shield - Clear	498-0352	B	17
1	GM49Y/FF49 - Electric Double Lens Shield -Clear	498-0353	B	17
2	GM49Y/FF49 - Front Jaw Vent with Screws	498-0551	B	17
3	GM49Y/FF49 - Rubber Nose Guard	498-0552	B	17
4	GM49Y/FF49 - Interior Jaw Trim Piece	498-0553	B	17
5	GM49Y/FF49 - Ratchet Plate Set - L,R	498-0554	B	17
6	GM49Y/FF49 - Top Front Vent Set - L,R	498-0555	B	17
7	GM49Y/FF49 - Rubber Rear Vent Cover	498-0556	B	17
8	GM49Y - Bottom Trim Ring	498-0557	B	17

REF No.	Description	Part No.	Code	Keyword
	GM49Y - Breath Guard	498-0558	B	17
	GM49Y - Snow Curtain	498-0559	B	17
	GM49Y - Motorcycle Chin Curtain	498-0560	B	17
	GM49Y - Removable Cheek Pads (Pair) - Large	498-0581	B	17
	GM49Y - Removable Cheek Pads (Pair) - Medium	498-0582	B	17
	GM49Y - Removable Cheek Pads (Pair) - Small	498-0583	B	17
	GM49Y - Removable Comfort Liner - Large	498-0584	B	17
	GM49Y - Removable Comfort Liner - Medium	498-0585	B	17
	GM49Y - Removable Comfort Liner - Small	498-0586	B	17

OF-2 OPEN FACE HELMET

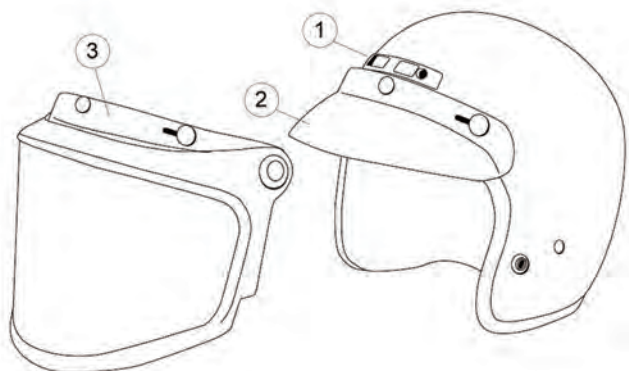


REF No.	Description	Part No.	Code	Keyword
1	OF-2 - 3-Snap Visor - Black - YS-2XL	Not Available		
2	GM2/OF-2 - Bubble Visor - Standard	499-9013	B	17
2	GM2/OF-2 - Bubble Visor Smoke/Tint	499-9424	B	17
3	GM2/OF-2 - 3-Snap Flip Up Shield - Clear	499-9015	B	17

REF No.	Description	Part No.	Code	Keyword
3	GM2/OF-2 - 3-Snap Flip Up Shield - Tint	499-9016	B	17
4	OF-2 Comfort Liner	Not Available		
5	OF-2 -Cheek Pads	Not Available		



GM2 OPEN FACE HELMET



REF No.	Description	Part No.	Code	Keyword
1	GM2/GM35 - Top Vent Black	499-9012	B	17
2	GM2 - Visor - Leaf Camo	498-0070	B	17
2	GM2 - Bubble Visor - Standard	499-9013	B	17
2	GM2 - Optional Cruiser Visor	499-9014	B	17

REF No.	Description	Part No.	Code	Keyword
2	GM2 - Bubble Visor Smoke/Tint	499-9424	B	17
3	GM2 - 3-Snap Flip Up Shield - Clear	499-9015	B	17
3	GM2 - 3-Snap Flip Up Shield - Tint	499-9016	B	17
3	GM2 - Double Lens Shield - Amber	499-9215	B	17



RKT 8 FULL FACE HELMET



Part No.	Description	Code	Keyword
479-2000	RKT 8 - Clear Double Lens Shield	B	17
479-2001	RKT 8 - Clear Electric Shield	B	17
479-2002	RKT 8 - Repair Kit	B	17

Part No.	Description	Code	Keyword
479-2003	RKT 8 - Breath Guard	B	17
479-2004	RKT 8 - Ratchet Plates	B	17

TERMS & INDEX
NEW
HELMETS
HELMET ACCESSORIES
APPAREL
ACCESSORIES
TRACKS & SUSPENSION
STEERING
TRANS MISSION
PLOW & WINCH
WIND SHIELDS
BRAKES & CARB.
ENGINE PARTS
ELECTRICAL
TRAILER
CHEMICALS
TECH & TOOLS
P.O.P

RKT 20 MODULAR HELMET



Part No.	Description	Code	Keyword
479-2005	RKT 20 - Double Lens Shield	B	17
479-2006	RKT 20 - Clear Electric Shield	B	17

Part No.	Description	Code	Keyword
479-2008	RKT 20 - Breath Guard	B	17
479-2009	RKT 20 - Ratchet Plates	B	17

RKT 26 DUAL SPORT HELMET



Part No.	Description	Code	Keyword
479-2010	RKT 26 - Double Lens Shield	B	17
479-2011	RKT 26 - Electric Shield - Clear	B	17
479-2012	RKT 26 - Repair Kit	B	17
479-2013	RKT 26 - Breath Guard	B	17
479-2014	RKT 26 - Ratchet Plates	B	17
479-2015	RKT 26 - Flat Black Replacement Peak	B	17
479-2016	RKT 26 - Polar Replacement Peak	B	17

Part No.	Description	Code	Keyword
479-2017	RKT 26 - Red/Black Replacement Peak	B	17
479-2018	RKT 26 - Hi-Vis/Black Replacement Peak	B	17
479-2019	RKT 26 - White/Black Replacement Peak	B	17
479-2020	RKT 26 - Orange/Black Replacement Peak	B	17
479-2021	RKT 26 - Grey/Black Replacement Peak	B	17
479-2022	RKT 26 - White Out Replacement Peak	B	17
479-2080	RKT 22/26 Chin Curtain	B	17

FORMULA CARBON MX HELMET



Part No.	Description	Code	Keyword
49-04300	Formula - Snow Breath Box - Youth Large - Large	B	17
49-04301	Formula - Snow Breath Box - XL - 2XL	B	17
49-04310	Formula - Visor Screws	B	17
49-04311	Formula - Visor Youth Large - Small	B	17
49-04313	Formula - Visor XL-2X	B	17
49-04319	Formula Cold Weather Liner - XS - Small	B	17
49-04320	Formula Cold Weather Liner - Medium - Large	B	17
49-04321	Formula Cold Weather Liner - XL - 2XL	B	17
49-04322	Formula - Comfort Liner - Youth Large	B	17
49-04323	Formula - Comfort Liner - XS	B	17
49-04324	Formula - Comfort Liner - Small	B	17
49-04325	Formula - Comfort Liner - Medium	B	17
49-04326	Formula - Comfort Liner - Large	B	17
49-04327	Formula - Comfort Liner - XL	B	17

Part No.	Description	Code	Keyword
49-04328	Formula - Comfort Liner 2XL	B	17
49-04332	Formula - Cheek Pads - Youth Large	B	17
49-04333	Formula - Cheek Pads - XS	B	17
49-04334	Formula - Cheek Pads - Small	B	17
49-04335	Formula - Cheek Pads - Medium	B	17
49-04336	Formula - Cheek Pads - Large	B	17
49-04337	Formula - Cheek Pads - XL	B	17
49-04338	Formula - Cheek Pads - 2XL	B	17
49-04400	Formula - Visor Hi-Vis/Grey - Small	B	17
49-04401	Formula - Visor Hi-Vis/Grey Medium - Large	B	17
49-04402	Formula - Visor Hi-Vis/Grey - XL	B	17
49-04403	Formula - Visor Red/White/Black - Small	B	17
49-04404	Formula - Visor Red/White/Black Medium - Large	B	17
49-04405	Formula - Visor Red/White/Black - XL	B	17

FLY KINETIC 2019 AND OLDER



Part No.	Description	Code	Keyword
49-00730	Kinetic - Liner - Youth Small	B	17
49-00731	Kinetic - Liner - Youth Medium	B	17
49-00732	Kinetic - Liner - Youth Large	B	17
49-00733	Kinetic - Liner - XS	B	17
49-00734	Kinetic - Liner - Small	B	17
49-00735	Kinetic - Liner - Medium	B	17
49-00736	Kinetic - Liner - Large	B	17
49-00737	Kinetic - Liner - XL	B	17
49-00738	Kinetic - Liner - 2XL	B	17
49-00741	Kinetic - Cheek Pads - Large - 2XL - 20mm	B	17
49-00742	Kinetic - Cheek Pads - XS - Medium - 25mm	B	17

Part No.	Description	Code	Keyword
49-00743	Kinetic - Cheek Pads - Large - 2XL - 25mm	B	17
49-00744	Kinetic - Cheek Pads - XS - Medium - 30mm	B	17
49-00745	Kinetic - Cheek Pads - Large - 2XL - 30mm	B	17
49-00746	Kinetic - Cheek Pads - XS - Medium - 35mm	B	17
49-00747	Kinetic - Cheek Pads - Large - 2XL - 35mm	B	17
49-00750	Kinetic - Cheek Pads - Youth 20mm	B	17
49-00751	Kinetic - Cheek Pads - Youth 25mm	B	17
49-00752	Kinetic - Cheek Pads - Youth 30mm	B	17
49-00753	Kinetic - Cheek Pads - Youth 35mm	B	17
49-00754	Kinetic - Cheek Pads - Youth 40mm	B	17
49-00759	Kinetic - Visor Screws 3 Pack	B	17

TERMS & INDEX
NEW
HELMETS
HELMET ACCESSORIES
APPAREL
ACCESSORIES
TRACKS & SUSPENSION
STEERING
TRANS MISSION
PLOW & WINCH
WIND SHIELDS
BRAKES & CARB.
ENGINE PARTS
ELECTRICAL
TRAILER
CHEMICALS
TECH & TOOLS
P.O.P

FLY KINETIC 2020 AND NEWER



Part No.	Description	Code	Keyword
49-02801	Kinetic - Snow Breath Box	B	17
49-04501	Kinetic Straight Edge Visor Black/White	B	17
49-04511	Kinetic Straight Edge Visor Red/Black/Grey	B	17
49-04521	Kinetic Straight Edge Visor Blue/Grey/Black	B	17
49-04571	Kinetic Straight Edge Visor Orange Grey	B	17
49-00670	Kinetic - Comfort Liner - Youth Small	B	17
49-00671	Kinetic - Comfort Liner - Youth Medium	B	17
49-00672	Kinetic - Comfort Liner - Youth Large	B	17
49-00673	Kinetic - Comfort Liner - XS	B	17
49-00674	Kinetic - Comfort Liner - Small	B	17
49-00675	Kinetic - Comfort Liner - Medium	B	17
49-00676	Kinetic - Comfort Liner - Large	B	17
49-00677	Kinetic - Comfort Liner - XL	B	17
49-00678	Kinetic - Comfort Liner - 2XL	B	17
49-00680	Kinetic - Cheek Pads - Youth Small	B	17
49-00681	Kinetic - Cheek Pads - Youth Medium	B	17

Part No.	Description	Code	Keyword
49-00682	Kinetic - Cheek Pads - Youth Large	B	17
49-00683	Kinetic - Cheek Pads - XS	B	17
49-00684	Kinetic - Cheek Pads - Small	B	17
49-00685	Kinetic - Cheek Pads - Medium	B	17
49-00686	Kinetic - Cheek Pads - Large	B	17
49-00687	Kinetic - Cheek Pads - XL	B	17
49-00688	Kinetic - Cheek Pads - 2XL	B	17
49-03801	Kinetic - Visor - Matte Black	B	17
49-03802	Kinetic - Mouth Piece Matte Black	B	17
49-03881	Kinetic - Rockstar Visor	B	17
49-04009	Kinetic Thrive - Visor - White/Black	B	17
49-04019	Kinetic Thrive - Visor - Red/Black	B	17
49-04029	Kinetic Thrive - Visor - Blue/Black	B	17
49-04059	Kinetic Thrive - Visor - Grey/Black	B	17
49-04069	Kinetic Thrive - Visor - Pink/Black	B	17



RAM[®] MOUNTS

DID YOU **KNOW**

RAM[®] Mounts focuses on universal solutions. Between the standard and large sizes, the RAM[®] X-Grip[®] for phones can hold pretty much any phone with or without a case.

SEE PAGE 160-161 FOR COMPLETE
RAM MOUNTING KITS



APPAREL

2022 SNOW CATALOGUE

SWEEP MEN'S MONO SUITS

GRAVITY MONO SUIT

All new Gravity is the most innovative Sweep snowmobile monosuit to date with brand new looks and features. Gravity is a one-piece snowmobile overall made from a special bonded & laminated DuraShell stretch Pro shell fabric. It has an impressive water pillar rating of 30,000 H2O and a breathability rating of 20,000 g/m2. DuraShell is resistive, flexible and dirt-repellent and won't rustle even in very low temperatures. This new fabric with a nice and strong feel has a very wide range of uses. Thanks to the generous fit, body protection can be worn under the overall with ease.



FEATURES

- Main Fabric** Bonded & laminated DuraShell Proshell Fabric with hitena fibres in key areas
- Insulation** Added insulation in back, buttocks and knees for comfort and warmth
- Membrane** Dry-Tek II membrane with high pressure seam sealing
- Lining** Polyester mesh liner for added comfort
- Waterpillar** +30 000 H2O
- Breathability** +20 000 g/m2/24h
- Pockets** Two zippered hand pockets, chest pocket, large inside breast pocket and a phone pocket
- Ventilation** Splash proof zippered ventilation on chest, on thigh and on back
- Suspenders** Removable suspenders
- Zippers** YKK® AquaGuard® main zipper, splash proof ventilation and pocket zippers, tested at -40c
- Hood** Removable large hood
- Snow Gaiters** On sleeve cuffs and on leg bottoms Adjustment Velcro adjustment on leg bottoms, on cuffs and on the hood
- Other Features** Stylish embroidered logos, metallic kill switch hook, reflective materials for added visibility



Black/Hi-Vis



Black

Waterproof Info



- + 20 000 H2O
— Rainproof and waterproof Heavy pressure
- 16 000 - 20 000 H2O
— Rainproof and waterproof Except under heavy pressure
- 11 000 - 15 000 H2O
— Moderate rain and wet snow Average pressure
- 6 000 - 10 000 H2O
— Light Rain and light snow Light pressure
- 0 - 5 000 H2O
— Not waterproof or only light resistance

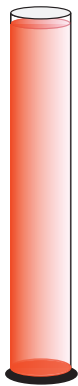


Black/Red



Back

Breathability Info



- 16 000 - 20 000+ g/m2/24h
— High Breathability. Extreme sport use
- 11 000 - 15 000 g/m2/24h
— Average breathability. Sport use
- 6 000 - 10 000 g/m2/24h
— Low breathability. Active use
- 0 - 5000 g/m2/24h
— Very low breathability or none.

Colour	S	M	L	XL	2XL	Code	Keyword
Black	462-2304	462-2305	462-2306	462-2307	462-2308	C	15
Black/Red	462-2314	462-2315	462-2316	462-2317	462-2318	C	15
Black/Hi-Vis	462-2344	462-2345	462-2346	462-2347	462-2348	C	15

For Sizing See Page 118

SWEEP MEN'S MONO SUITS

DRIFTER MONO SUIT

Drifter is a one-piece snowmobile overall made from a special, stretchy Tritex Proshell fabric. It has an impressive water pillar rating of 30,000 H2O and a breathability rating of 20,000 g/m2. Tritex Proshell is light, flexible and dirt-repellent and won't rustle even in very low temperatures. This new fabric with a pleasant feel has a very wide range of uses. Thanks to the generous fit, body protection can be worn under the overall with ease.



SWEEP



FEATURES

- Main Fabric** Tri-Tex Pro Shell
- Insulation** Insulated buttocks and knee area
- Membrane** laminated
- Lining** 3D Pro Liner
- Waterpillar** +30000 H2O
- Breathability** +20000 g/m2/24h
- Pockets** On arms, on thighs, on chest. Inside goggle pocket an inside cell phone pocket
- Ventilation** zippered ventilation on chest, on thigh and on back
- Suspenders** Removable suspenders
- Zippers** YKK® AquaGuard® main zipper, splash proof ventilation and pocket zippers, tested at -40c
- Hood** Removable large hood
- Snow Gaiters** On sleeve cuffs and on leg bottoms
- Adjustment** Velcro adjustment on leg bottom and on cuff and on hood



Camo



Waterproof Info

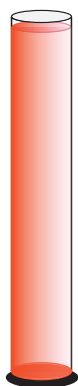


- + 20 000 H2O
— Rainproof and waterproof
Heavy pressure
- 16 000 - 20 000 H2O
— Rainproof and waterproof
Except under heavy pressure
- 11 000 - 15 000 H2O
— Moderate rain and wet snow
Average pressure
- 6 000 - 10 000 H2O
— Light Rain and light snow
Light pressure
- 0 - 5 000 H2O
— Not waterproof or only light resistance



Green

Breathability Info



- 16 000 - 20 000+ g/m2/24h
— High Breathability. Extreme sport use
- 11 000 - 15 000 g/m2/24h
— Average breathability. Sport use
- 6 000 - 10 000 g/m2/24h
— Low breathability. Active use
- 0 - 5000 g/m2/24h
— Very low breathability or none.

Colour	S	M	L	XL	2XL	Code	Keyword
Camo	462-2904	462-2905	462-2906	462-2907	462-2908	C	15
Green	462-2934	462-2935	462-2936	462-2937	462-2938	C	15

For Sizing See Page 118

TERMS & INDEX
NEW
HELMETS
HELMET ACCESSORIES
APPAREL
ACCESSORIES
TRACKS & SUSPENSION
STEERING
TRANS MISSION
PLOW & WINCH
WIND SHIELDS
BRAKES & CARB.
ENGINE PARTS
ELECTRICAL
TRAILER
CHEMICALS
TECH & TOOLS
P.O.P

SWEEP MEN'S MONO SUITS

SNOWCORE EVO 3 LIGHT MONO SUIT

NOT INSULATED

Snowcore Evo 3.0 is the definite mainstream of the Sweep collection, as its performance is sufficient for most snowmobilers. Iselet's special fabric has been specifically developed for winter conditions and paired together with Dry-Tek membrane, they form a breathable and waterproof outfit that is hard to compete against in price/quality ratio. Snowcore Evo 3.0 comes willingly along with you to the deep snow lapland mountains or even to long adventures along the most intense snowmobile trails.

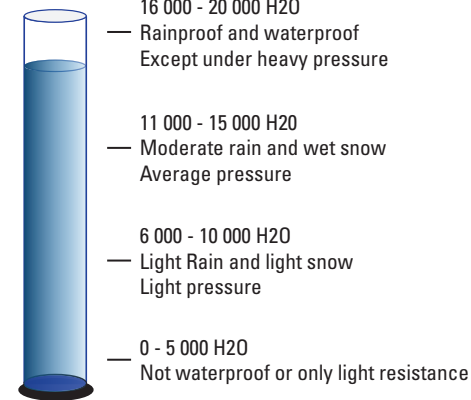


FEATURES

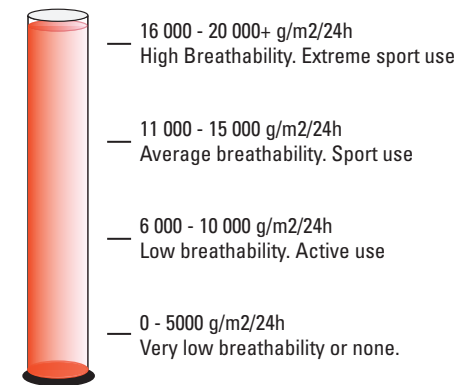
- Main Fabric** Iselet shell with hitena fibres in key areas
- Insulation** Light insulation
- Membrane** Dry-Tek membrane with high pressure seam sealing
- Lining** Breathable mesh liner
- Waterpillar** +14348 H2O
- Breathability** +15241 g/m2/24h
- Ventilation** Zippered ventilation on chest, on thigh and on back
- Suspenders** Removable suspenders
- Zippers** Coated waterproof zippers tested under -40 Celsius temperature
- Hood** Removable and adjustable large hood
- Snow Locks** On sleeve cuffs and on leg bottoms
- Fit Adjustment** Velcro adjustment on leg bottom and on cuff and on hood
- Pockets** Two hand pockets, chest pocket, large inside pocket for goggles
- Other Features** Metallic kill switch hook, embroidered logos and enhanced visibility with special reflective materials



Waterproof Info



Breathability Info



Black/Grey

Colour	S	M	L	XL	2XL	Code	Keyword
Black/Grey	462-2454-1	462-2455-1	462-2456-1	462-2457-1	462-2458-1	C	15

For Sizing See Page 118

SWEEP MEN'S MONO SUITS

SNOWCORE EVO 3 MONO SUIT

INSULATED



Insulated Snowcore Evo 3.0 is designed for extreme cold conditions with 150g insulation. Iselet's special fabric has been specifically developed for winter conditions. Together with Dry-Tek membrane, they form a breathable and waterproof outfit that is hard to compete against price / quality ratio. Snowcore Evo 3.0 comes willingly along with you to the deep snow lapland mountains or even to long adventures along the snowmobile routes.

FEATURES

- Main Fabric** Iselet shell with hitena fibres in key areas
- Insulation** 150g insulation on upper body, arms
- Membrane** Dry-Tek membrane with high pressure seam sealing
- Lining** Breathable mesh liner
- Waterpillar** +14348 H2O
- Breathability** +15241 g/m2/24h
- Ventilation** Zippered ventilation on chest, on thigh and on back
- Suspenders** Removable suspenders
- Zippers** Coated waterproof zippers tested under -40 Celsius temperature
- Hood** Removable and adjustable large hood
- Snow Locks** On sleeve cuffs and on leg bottoms
- Fit Adjustment** Velcro adjustment on leg bottom and on cuff and on hood
- Pockets** Two hand pockets, chest pocket, large inside pocket for goggles
- Other Features** Metallic kill switch hook, embroidered logos and enhanced visibility with special reflective materials



Black/Grey



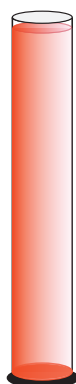
Blue

Waterproof Info



- 16 000 - 20 000 H2O
— Rainproof and waterproof
Except under heavy pressure
- 11 000 - 15 000 H2O
— Moderate rain and wet snow
Average pressure
- 6 000 - 10 000 H2O
— Light Rain and light snow
Light pressure
- 0 - 5 000 H2O
— Not waterproof or only light resistance

Breathability Info



- 16 000 - 20 000+ g/m2/24h
— High Breathability. Extreme sport use
- 11 000 - 15 000 g/m2/24h
— Average breathability. Sport use
- 6 000 - 10 000 g/m2/24h
— Low breathability. Active use
- 0 - 5000 g/m2/24h
— Very low breathability or none.



Red



Back

Colour	S	M	L	XL	2XL	Code	Keyword
Red	462-2414	462-2415	462-2416	462-2417	462-2418	C	15
Blue	462-2424	462-2425	462-2426	462-2427	462-2428	C	15
Black/Grey	462-2454	462-2455	462-2456	462-2457	462-2458	C	15

For Sizing See Page 118

SWEEP MEN'S MONO SUITS

BACKCOUNTRY MONO SUIT

The Backcountry snowmobile overall is made from special Tritex Proshell fabric. The fabric's features ensure that your day is a success even if you have already traveled long through the wintry landscape. A very high water pillar rating indicates that the fabric won't let moisture get in under any circumstances, while the impressive breathability rating ensures that moisture is allowed to evaporate away from the body. This excellent snowmobile overall will provide serious protection from wintry conditions.



FEATURES

- Main fabric** Tri-Tex Pro Shell
- Insulation** Insulated buttocks and knee area
- Membrane** Laminated
- Lining** 3D Pro liner
- Water Pillar** +30000 H2O
- Breathability** +20000 g/m2/24h
- Pockets** On arms, on thighs, on chest. Inside goggle pocket and inside cell phone pocket
- Ventilation** Zippered ventilation on chest, on thigh and on back
- Suspenders** Removable suspenders
- Zippers** YKK Aquaguard, coated water repellent zippers tested under -40°C temperature
- Hood** Removable large hood
- Snow Gaiters** On sleeve cuff and on leg bottom
- Adjustment** Velcro adjustment on leg bottom and on cuff and on hood

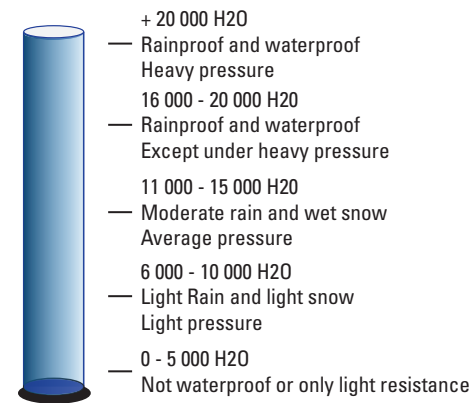


Black/Hi-Vis

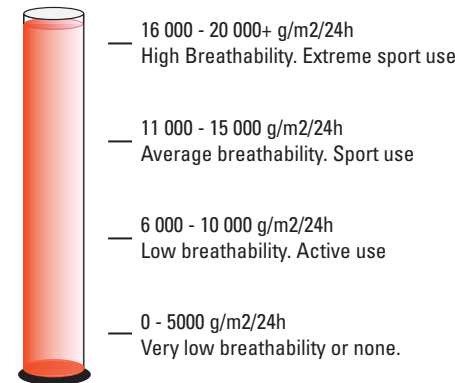
Blue/Hi-Vis



Waterproof Info



Breathability Info



Hi-Vis/Black



Back

Colour	S	M	L	XL	2XL	Code	Keyword
Black/Hi-Vis	462-1004	462-1005	462-1006	462-1007	462-1008	C	15
Blue/Hi-Vis	462-1024	462-1025	462-1026	462-1027	462-1028	C	15
Hi-Vis/Black	462-1044	462-1045	462-1046	462-1047	462-1048	C	15

For Sizing See Page 118

SWEEP MEN'S MONO SUITS

SNOWCORE EVO 2 MONO SUIT



Snowcore Evo 2.0. is the mainstream of the Sweep collection, as its performance is sufficient for most of the snowmobilers. Iselet's special fabric has been specifically developed for winter conditions - Together with Dry-Tek membrane, they form a breathable and waterproof outfit that is hard to compete against price / quality ratio. Snowcore Evo 2.0. Comes willingly along with you to the deep snow lapland mountains or even to long adventures along the snowmobile routes.

FEATURES

- Main fabric** Iselet shell
- Insulation** Insulated buttocks and knee area
- Membrane** Dry-Tek membrane with high pressure seam sealing
- Lining** Polyester mesh liner
- Water Pillar** +14348 H2O
- Breathability** +19241 g/m2/24h
- Pockets** Front hand pockets, inside cell phone pocket and goggle pocket
- Ventilation** Zippered ventilation on chest, on thigh and on back
- Suspenders** Removable suspenders
- Zippers** Coated waterproof zippers tested under -40°C temperature
- Hood** Removable large hood
- Snow Gaiters** On sleeve cuff and on leg bottom
- Fit Adjustment** Velcro adjustment on leg bottom and on cuff and on hood



Blue/Blue



Black/Red

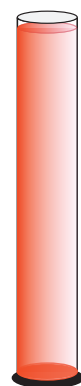


Waterproof Info



- 16 000 - 20 000 H2O
— Rainproof and waterproof
Except under heavy pressure
- 11 000 - 15 000 H2O
— Moderate rain and wet snow
Average pressure
- 6 000 - 10 000 H2O
— Light Rain and light snow
Light pressure
- 0 - 5 000 H2O
— Not waterproof or only light resistance

Breathability Info



- 16 000 - 20 000+ g/m2/24h
— High Breathability. Extreme sport use
- 11 000 - 15 000 g/m2/24h
— Average breathability. Sport use
- 6 000 - 10 000 g/m2/24h
— Low breathability. Active use
- 0 - 5000 g/m2/24h
— Very low breathability or none.



Black/Grey



Back

Colour	S	M	L	XL	2XL	Code	Keyword
Black/Red	462-1314	462-1315	462-1316	462-1317	462-1318	C	15
Blue/Blue	462-1324	462-1325	462-1326	462-1327	462-1328	C	15
Black/Grey	—	—	—	—	462-1388	C	15

For Sizing See Page 118

SWEEP MEN'S MONO SUITS

INVERSION MONO SUIT



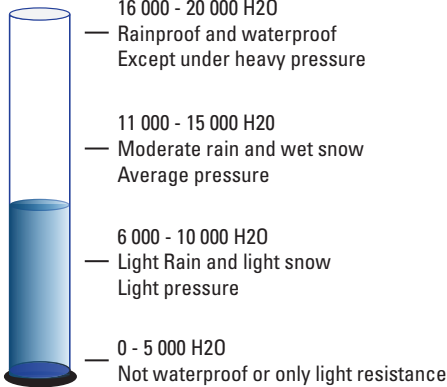
One-piece snowmobile overall with Blue Core fabric, especially developed for wintry conditions. An overall with features that surpass those found in many more expensive versions. An excellent general-use overall.

FEATURES

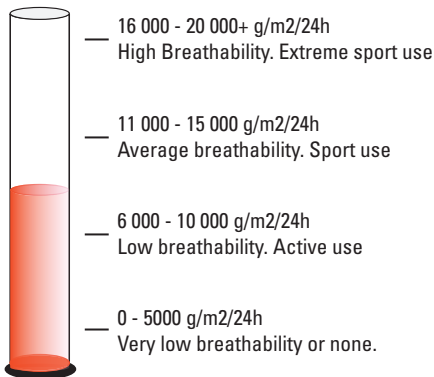
- Main fabric** Blue Core shell
- Insulation** Extra insulated buttocks and knee area against cold
- Membrane** Dry-Tek membrane with high pressure seam sealing
- Lining** Bonded membrane
- Water Pillar** +8000 H2O
- Breathability** +10000 g/m2/24h
- Pockets** Front hand pockets, chest pocket and inside cell phone pocket and goggle pocket
- Ventilation** Zippered ventilation on arm pit
- Suspenders** Removable suspenders
- Zippers** Coated waterproof zippers tested under -40°C temperature
- Hood** Removable large hood
- Snow Gaiters** On sleeve cuff and on leg bottom
- Adjustment** Velcro adjustment on leg bottom and on cuff and on hood



Waterproof Info



Breathability Info



Back



Black/Hi-Vis

Colour	S	M	L	XL	2XL	Code	Keyword
Black/Hi-Vis	462-1104	462-1105	462-1106	462-1107	462-1108	C	15

For Sizing See Page 118

SWEEP MEN'S MONO SUITS

SNOWCORE CX MONO SUIT

INSULATED

Snowcore CX is a touring suit with a body and arm cold-insulating lining. However, the lining material in sleeves is thinner to keep the mobility good. Thanks to the additional insulation, the suit is perfect for longer trips and other situations where extra protection against cold is required.



FEATURES

- Main fabric** Iselet shell
- Insulation** 120g thinsulate on body and 80g thinsulate on arms. Extra insulated buttocks and knee area against cold.
- Membrane** Dry-Tek membrane with high pressure seam sealing
- Lining** Polyester liner
- Water Pillar** +14348 H2O
- Breathability** +19241 g/m2/24h
- Pockets** Front hand pockets, leg and arm cargo pockets, inside cell phone pocket and goggle pocket
- Ventilation** Zippered ventilation on chest and on legs
- Suspenders** Removable suspenders
- Zippers** Coated waterproof zippers tested under -40°C temperature
- Hood** Removable large hood
- Snow Gaiters** On sleeve cuff and on leg bottom
- Fit Adjustment** Velcro adjustment on leg bottom and on cuff and on hood



Black/Red



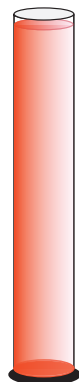
Black/Orange

Waterproof Info



- 16 000 - 20 000 H2O
— Rainproof and waterproof
Except under heavy pressure
- 11 000 - 15 000 H2O
— Moderate rain and wet snow
Average pressure
- 6 000 - 10 000 H2O
— Light Rain and light snow
Light pressure
- 0 - 5 000 H2O
— Not waterproof or only light resistance

Breathability Info



- 16 000 - 20 000+ g/m2/24h
— High Breathability. Extreme sport use
- 11 000 - 15 000 g/m2/24h
— Average breathability. Sport use
- 6 000 - 10 000 g/m2/24h
— Low breathability. Active use
- 0 - 5000 g/m2/24h
— Very low breathability or none.



Black/Blue



Black/Grey



Back

Colour	S	M	L	XL	2XL	Code	Keyword
Black/Red	462-1214	462-1215	462-1216	462-1217	462-1218	C	15
Black/Blue	462-1224	462-1225	462-1226	462-1227	462-1228	C	15
Black/Orange	462-1274	462-1275	462-1276	462-1277	462-1278	C	15
Black/Grey	462-1284	462-1285	462-1286	462-1287	462-1288	C	15

For Sizing See Page 118

SWEEP MEN'S MONO SUITS

RXT MONO SUIT



Snowcore RXT is an overall that is built of bonded Blue Core Tex fabric. The fabric itself is highly effective in dirt conditions and is moisture repellent, there is a separate water proof membrane under the fabric that keeps you dry. A great choice for conditions that require a greater ability to repel dirt and easy care.

FEATURES

- Main fabric** Blue Core outer shell
- Insulation** 120g thinsulate on body and 80g thinsulate on arms. Extra insulated buttocks and knee area against cold.
- Membrane** Dry-Tek membrane with high pressure seam sealing
- Lining** Polyester liner
- Water Pillar** +8000 H2O
- Breathability** +10000 g/m2/24h
- Pockets** Front hand pockets, leg and arm cargo pockets, inside cell phone pocket and goggle pocket
- Ventilation** Zippered ventilation on chest and on legs.
- Suspenders** Removable suspenders
- Zippers** Coated waterproof zippers tested under -40°C temperature
- Hood** Removable large hood
- Snow Gaiters** On sleeve cuff and on leg bottom
- Fit Adjustment** Velcro adjustment on leg bottom and on cuff and on hood



Black/Hi-Vis

Blue/Black

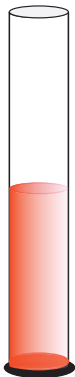


Waterproof Info



- 16 000 - 20 000 H2O
Rainproof and waterproof
Except under heavy pressure
- 11 000 - 15 000 H2O
Moderate rain and wet snow
Average pressure
- 6 000 - 10 000 H2O
Light Rain and light snow
Light pressure
- 0 - 5 000 H2O
Not waterproof or only light resistance

Breathability Info



- 16 000 - 20 000+ g/m2/24h
High Breathability. Extreme sport use
- 11 000 - 15 000 g/m2/24h
Average breathability. Sport use
- 6 000 - 10 000 g/m2/24h
Low breathability. Active use
- 0 - 5000 g/m2/24h
Very low breathability or none.



Back

Red/Black

Colour	S	M	L	XL	2XL	Code	Keyword
Black/Hi-Vis	462-1404	462-1405	462-1406	462-1407	462-1408	C	15
Red/Black	462-1414	462-1415	462-1416	462-1417	462-1418	C	15
Blue/Black	462-1424	462-1425	462-1426	462-1427	462-1428	C	15

For Sizing See Page 118

SWEEP MENS JACKETS

SCOUT JACKET



The versatile snowmobile jacket is made of extremely cold-resistant Iselet fabric. The jacket has a removable 150g thermal lining, although the amount in hands is slightly reduced to ensure optimal mobility. Scout is a stylish jacket that easily engages in other winter activities.

FEATURES

Main fabric	Iselet shell
Insulation	150g removable insulation
Membrane	Dry-Tek membrane with high pressure seam sealing
Lining	Polyester
Water Pillar	+14348 H2O
Breathability	+19241 g/m2/24h
Pockets	Front hand pockets, chest pocket, inside cell phone pocket and goggle pocket
Ventilation	Zippered ventilation on arm pit
Zippers	Coated waterproof zippers tested under -40°C temperature
Hood	Removable large hood
Snow Gaiters	On sleeve cuff and on waist
Fit Adjustment	Shock cord adjustable bottom hem and on hood, Velcro on sleeve cuff



Black

Blue/Hi-Vis



Waterproof Info



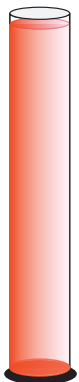
- 16 000 - 20 000 H2O
— Rainproof and waterproof
Except under heavy pressure
- 11 000 - 15 000 H2O
— Moderate rain and wet snow
Average pressure
- 6 000 - 10 000 H2O
— Light Rain and light snow
Light pressure
- 0 - 5 000 H2O
— Not waterproof or only light resistance



Black/Orange

Back

Breathability Info



- 16 000 - 20 000+ g/m2/24h
— High Breathability. Extreme sport use
- 11 000 - 15 000 g/m2/24h
— Average breathability. Sport use
- 6 000 - 10 000 g/m2/24h
— Low breathability. Active use
- 0 - 5000 g/m2/24h
— Very low breathability or none.



Scout Gloves See Page 126

See Mens Bibs on Page 109

For Sizing See Page 118

Colour	S	M	L	XL	2XL	Code	Keyword
Black	462-1504	462-1505	462-1506	462-1507	462-1508	C	15
Blue/Hi-Vis	462-1524	462-1525	462-1526	462-1527	462-1528	C	15
Black/Orange	462-1574	462-1575	462-1576	462-1577	462-1578	C	15

SWEEP MEN'S JACKETS

PULSE JACKET

The versatile Pulse snowmobile jacket is made of extremely cold-resistant Iselet fabric. The jacket has a removable 150g thermal lining and reduced thermal lining in the arms ensures that excellent mobility is kept. New for 2022, Pulse is a stylish jacket that easily engages in multitudes of other winter activities as well.



FEATURES

- Main Fabric** Iselet fabric
- Insulation** Removable 150g thermal lining
- Membrane** Dry-Tek waterproof membrane with high pressure seam sealing
- Lining** Polyester mesh lining
- Waterpillar** +14348 H2O
- Breathability** +15241 g/m2/24h
- Pockets** Front zippered hand pockets, chest pocket and a phone pocket
- Ventilation** Ventilation zippers front and back
- Zippers** Coated waterproof zippers tested under -40 Celsius temperature
- Hood** Removable, adjustable large hood
- Snow Gaiters** Snow gaiter on waist and cuffs
- Fit Adjustment** Velcro adjustment on leg bottoms and cuffs
- Other Features** Embroidered logos, enhanced visibility due to special reflective materials



Black/Grey

Black



Waterproof Info



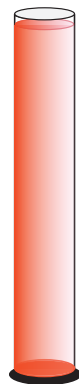
- 16 000 - 20 000 H2O
— Rainproof and waterproof
Except under heavy pressure
- 11 000 - 15 000 H2O
— Moderate rain and wet snow
Average pressure
- 6 000 - 10 000 H2O
— Light Rain and light snow
Light pressure
- 0 - 5 000 H2O
— Not waterproof or only light resistance



Red

Back

Breathability Info



- 16 000 - 20 000+ g/m2/24h
— High Breathability. Extreme sport use
- 11 000 - 15 000 g/m2/24h
— Average breathability. Sport use
- 6 000 - 10 000 g/m2/24h
— Low breathability. Active use
- 0 - 5000 g/m2/24h
— Very low breathability or none.

Colour	S	M	L	XL	2XL	3XL	Code	Keyword
Black	462-2504	462-2505	462-2506	462-2507	462-2508	462-2509	C	15
Red	462-2514	462-2515	462-2516	462-2517	462-2518	—	C	15
Black/Grey	462-2554	462-2555	462-2556	462-2557	462-2558	—	C	15

For Sizing See Page 118

SWEEP MEN'S JACKETS

PULSE TROUSER

Pulse snowmobile trouser is made from a durable 450d fabric. Trouser is equipped with 180g insulation along with insulated foam and thermal lining which guarantees the versatility of the trousers. Safe choice for many types of driving. Thanks to Iselet fabric, the pants will not be stiffened even at lower temperatures.



FEATURES

- Main Fabric** 450d polyester / Iselet fabric
- Insulation** 180g insulation
- Membrane** Dry-Tek membrane with high pressure seam sealing
- Lining** Thermal lining for extra warmth
- Waterpillar** +14348 H2O
- Breathability** +19241 g/m2/24h
- Pockets** Front hand pockets
- Ventilation** Ventilation zippers front and back
- Suspenders** Adjustable suspenders
- Zippers** Zippered ventilation on legs
- Snow Gaiters** On leg bottom
- Fit Adjustment** Velcro adjustment on leg bottom and on the waist line

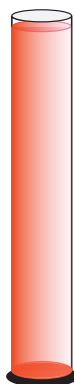


Waterproof Info



- 16 000 - 20 000 H2O
— Rainproof and waterproof
Except under heavy pressure
- 11 000 - 15 000 H2O
— Moderate rain and wet snow
Average pressure
- 6 000 - 10 000 H2O
— Light Rain and light snow
Light pressure
- 0 - 5 000 H2O
— Not waterproof or only light resistance

Breathability Info



- 16 000 - 20 000+ g/m2/24h
— High Breathability. Extreme sport use
- 11 000 - 15 000 g/m2/24h
— Average breathability. Sport use
- 6 000 - 10 000 g/m2/24h
— Low breathability. Active use
- 0 - 5000 g/m2/24h
— Very low breathability or none.



Black

Colour	S	M	L	XL	2XL	3XL	Code	Keyword
Black	462-2604	462-2605	462-2606	462-2607	462-2608	462-2609	C	15

For Sizing See Page 118

SWEEP MEN'S BIBS

SCOUT TOURING BIB



Touring snowmobile bib with a removable 150g thermal lining, guarantees the versatility of the bib. Safe choice for many types of driving. Thanks to Iselet fabric, the pants will not be stiffened even at lower temperatures.

FEATURES

- Main fabric** Iselet shell
- Insulation** 150g removable insulation
- Membrane** Dry-Tek membrane with high pressure seam sealing
- Lining** Polyester Mesh Liner
- Water Pillar** +14348 H2O
- Breathability** +19241 g/m2/24h
- Pockets** Front hand pocket, cargo pockets, back pockets
- Ventilation** Zippered ventilation on legs
- Suspenders** Yes
- Zippers** Coated waterproof zippers tested under -40°C temperature
- Visibility** Light reflectors
- Snow Gaiters** On leg bottom
- Fit Adjustment** Velcro adjustment on leg bottom and on waist line



Black



Back

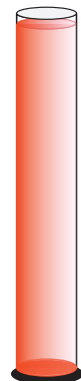


Waterproof Info



- 16 000 - 20 000 H2O
— Rainproof and waterproof
Except under heavy pressure
- 11 000 - 15 000 H2O
— Moderate rain and wet snow
Average pressure
- 6 000 - 10 000 H2O
— Light Rain and light snow
Light pressure
- 0 - 5 000 H2O
— Not waterproof or only light resistance

Breathability Info



- 16 000 - 20 000+ g/m2/24h
— High Breathability. Extreme sport use
- 11 000 - 15 000 g/m2/24h
— Average breathability. Sport use
- 6 000 - 10 000 g/m2/24h
— Low breathability. Active use
- 0 - 5000 g/m2/24h
— Very low breathability or none.

Colour	S	M	L	XL	2XL	Code	Keyword
Black	462-1604	462-1605	462-1606	462-1607	462-1608	C	15

For Sizing See Page 118

SWEEP WOMEN'S MONO SUITS

SNOWCORE EVO 3 MONO SUIT

Snowcore Evo 3.0 is the definite mainstream of the Sweep collection, as its performance is sufficient for most snowmobilers. Iselet's special fabric has been specifically developed for winter conditions and paired together with Dry-Tek membrane, they form a breathable and waterproof outfit that is hard to compete against in price/quality ratio. Snowcore Evo 3.0 comes willingly along with you to the deep snow lapland mountains or even to long adventures along the most intense snowmobile trails.



FEATURES


- Main Fabric** Iselet shell with hitena fibres in key areas
- Insulation** Light insulation
- Membrane** Dry-Tek membrane with high pressure seam sealing Lining Breathable mesh liner
- Waterpillar** +14348 H2O
- Breathability** +15241 g/m2/24h
- Ventilation** Zippered ventilation on chest, on thigh and on back
- Suspenders** Removable suspenders
- Zippers** Coated waterproof zippers tested under -40 Celsius temperature
- Hood** Removable and adjustable large hood
- Snow Locks** On sleeve cuffs and on leg bottoms
- Fit Adjustment** Velcro adjustment on leg bottom and on cuff and on hood
- Pockets** Two hand pockets, chest pocket, large inside pocket for goggles
- Other Features** Metallic kill switch hook, embroidered logos and enhanced visibility with special reflective materials



Red

Back

Waterproof Info



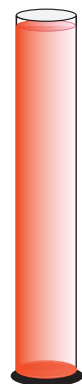
- 16 000 - 20 000 H2O
— Rainproof and waterproof
Except under heavy pressure
- 11 000 - 15 000 H2O
— Moderate rain and wet snow
Average pressure
- 6 000 - 10 000 H2O
— Light Rain and light snow
Light pressure
- 0 - 5 000 H2O
— Not waterproof or only light resistance



Blue

Back

Breathability Info



- 16 000 - 20 000+ g/m2/24h
— High Breathability. Extreme sport use
- 11 000 - 15 000 g/m2/24h
— Average breathability. Sport use
- 6 000 - 10 000 g/m2/24h
— Low breathability. Active use
- 0 - 5000 g/m2/24h
— Very low breathability or none.

Colour	S	M	L	XL	Code	Keyword
Red	462-2714	462-2715	462-2716	462-2717	C	15
Teal	462-2724	462-2725	462-2726	462-2727	C	15

For Sizing See Page 118

SWEEP WOMEN'S MONO SUITS

WOMEN'S BACKCOUNTRY & DRIFTER MONO SUIT



The Backcountry snowmobile overall is made from special Tritex Proshell fabric. The fabric's features ensure that your day is a success even if you have already traveled long through the wintry landscape. A very high water pillar rating indicates that the fabric won't let moisture get in under any circumstances, while the impressive breathability rating ensures that moisture is allowed to evaporate away from the body. This excellent snowmobile overall will provide serious protection from wintry conditions.

FEATURES

- Main fabric** Tri-Tex Pro Shell
- Insulation** Insulated buttocks and knee area
- Membrane** Laminated
- Lining** 3D Pro liner
- Water Pillar** +30000 H2O
- Breathability** +20000 g/m2/24h
- Pockets** On arms, on thighs, on chest. Inside goggle pocket and inside cell phone pocket
- Ventilation** Zippered ventilation on chest, on thigh and on back
- Suspenders** Removable suspenders
- Zippers** YKK Aquaguard, coated water repellent zippers tested under -40°C temperature
- Hood** Removable large hood
- Snow Gaiters** On sleeve cuff and on leg bottom
- Fit Adjustment** Velcro adjustment on leg bottom and on cuff and on hood

DRIFTER



Black/Pink

Back



Waterproof Info



- + 20 000 H2O
— Rainproof and waterproof Heavy pressure
- 16 000 - 20 000 H2O
— Rainproof and waterproof Except under heavy pressure
- 11 000 - 15 000 H2O
— Moderate rain and wet snow Average pressure
- 6 000 - 10 000 H2O
— Light Rain and light snow Light pressure
- 0 - 5 000 H2O
— Not waterproof or only light resistance

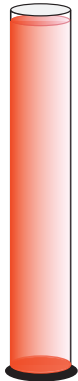
BACKCOUNTRY



Black/Pink

Back

Breathability Info



- 16 000 - 20 000+ g/m2/24h
— High Breathability. Extreme sport use
- 11 000 - 15 000 g/m2/24h
— Average breathability. Sport use
- 6 000 - 10 000 g/m2/24h
— Low breathability. Active use
- 0 - 5000 g/m2/24h
— Very low breathability or none.

Colour	XS	S	M	L	XL	Code	Keyword
Backcountry Black/Pink	462-1703	462-1704	462-1705	462-1706	462-1707	C	15
Drifter Black/Pink	462-1803	462-1804	462-1805	462-1806	462-1807	C	15

For Sizing See Page 118

SWEEP WOMEN'S MONO SUITS

WOMEN'S SNOW QUEEN 2.0 MONO SUIT

INSULATED

Snow Queen 2 is a touring overall with body and arms along with insulation lining. However, the lining material on the arms is thinner to keep the mobility good. Thanks to the additional insulation, the suit is perfect for longer trips and other situations where extra protection against cold is required.

FEATURES

Main fabric	Iselet shell
Insulation	120g / 80g + Insulated buttocks and knee area
Membrane	Dry-Tek membrane with high pressure seam sealing
Lining	Polyester mesh liner
Water Pillar	+14348 H2O
Breathability	+19241 g/m2/24h
Pockets	Front hand pockets, inside cell phone pocket and goggle pocket
Ventilation	Zippered ventilation on chest, on thigh and on back
Suspenders	Removable suspenders
Zippers	Coated waterproof zippers tested under -40°C temperature
Hood	Removable large hood
Snow Gaiters	On sleeve cuff and on leg bottom
Fit Adjustment	Velcro adjustment on leg bottom and on cuff and on hood



TERMS & INDEX
NEW
HELMETS
HELMET ACCESSORIES
APPAREL
ACCESSORIES
TRACKS & SUSPENSION
STEERING
TRANS MISSION
PLOW & WINCH
WIND SHIELDS
BRAKES & CARB.
ENGINE PARTS
ELECTRICAL
TRAILER
CHEMICALS
TECH & TOOLS
P.O.P



Hi-Vis/Black

Black/Red

Waterproof Info



- 16 000 - 20 000 H2O
— Rainproof and waterproof
Except under heavy pressure
- 11 000 - 15 000 H2O
— Moderate rain and wet snow
Average pressure
- 6 000 - 10 000 H2O
— Light Rain and light snow
Light pressure
- 0 - 5 000 H2O
— Not waterproof or only light resistance

Breathability Info



- 16 000 - 20 000+ g/m2/24h
— High Breathability. Extreme sport use
- 11 000 - 15 000 g/m2/24h
— Average breathability. Sport use
- 6 000 - 10 000 g/m2/24h
— Low breathability. Active use
- 0 - 5000 g/m2/24h
— Very low breathability or none.



Black/Pink

Back



Snow Queen 2.0 Gloves

See Page 125

For Sizing See Page 118

Colour	XS	S	M	L	XL	Code	Keyword
Black/Red	462-1913	462-1914	462-1915	462-1916	462-1917	C	15
Hi-Vis/Black	462-1943	462-1944	462-1945	462-1946	462-1947	C	15
Black/Pink	462-1983	462-1984	462-1985	462-1986	462-1987	C	15

SWEEP WOMEN'S JACKETS

WOMEN'S PULSE JACKET

The versatile Pulse snowmobile jacket is made of extremely cold-resistant Iselet fabric. The jacket has a removable 150g thermal lining and reduced thermal lining in the arms ensures that excellent mobility is kept. New for 2022, Pulse is a stylish jacket that easily engages in multitudes of other winter activities as well.



FEATURES

- Main Fabric** Iselet fabric
- Insulation** Removable 150g thermal lining
- Membrane** Dry-Tek waterproof membrane with high pressure seam sealing
- Lining** Polyester mesh liner
- Waterpillar** +14348 H2O
- Breathability** +15241 g/m2/24h
- Pockets** Front zippered hand pockets, chest pocket and a phone pocket
- Ventilation** Ventilation zippers front and back
- Zippers** Coated waterproof zippers tested under -40 Celsius temperature
- Hood** Removable, adjustable large hood
- Snow Gaiters** Snow gaiter on waist and cuffs
- Fit Adjustment** Velcro adjustment on leg bottoms and cuffs
- Other Features** Embroidered logos, enhanced visibility due to special reflective materials




Blue



Black/Grey



Waterproof Info



- 16 000 - 20 000 H2O
— Rainproof and waterproof
Except under heavy pressure
- 11 000 - 15 000 H2O
— Moderate rain and wet snow
Average pressure
- 6 000 - 10 000 H2O
— Light Rain and light snow
Light pressure
- 0 - 5 000 H2O
— Not waterproof or only light resistance

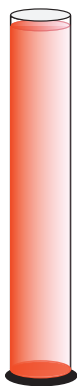


Pink



Back

Breathability Info



- 16 000 - 20 000+ g/m2/24h
— High Breathability. Extreme sport use
- 11 000 - 15 000 g/m2/24h
— Average breathability. Sport use
- 6 000 - 10 000 g/m2/24h
— Low breathability. Active use
- 0 - 5000 g/m2/24h
— Very low breathability or none.

Colour	S	M	L	XL	Code	Keyword
Pink	462-2814	462-2815	462-2816	462-2817	C	15
Blue	462-2824	462-2825	462-2826	462-2827	C	15
Black/Grey	462-2854	462-2855	462-2856	462-2857	C	15

For Sizing See Page 118

SWEEP WOMEN'S JACKETS

WOMEN'S BLIZZARD 2.0 JACKET



The versatile snowmobile jacket is made of extremely cold-resistant Iselet fabric. The jacket has a removable 150g thermal lining, although the amount used on hands is slightly reduced to ensure optimal mobility. Blizzard 2.0. is a stylish jacket that easily engages in other winter activities

FEATURES

Main fabric	Iselet shell
Insulation	150g removable insulation
Membrane	Dry-Tek membrane with high pressure seam sealing
Lining	Polyester
Water Pillar	+14348 H2O
Breathability	+19241 g/m2/24h
Pockets	Front hand pockets, chest pocket, inside cell phone pocket and goggle pocket
Ventilation	Zippered ventilation on arm pit
Zippers	Coated waterproof zippers tested under -40°C temperature
Hood	Removable large hood
Snow Gaiters	On sleeve cuff and on the hem
Fit Adjustment	Shock cord adjustable bottom hem and on hood, Velcro on sleeve cuff

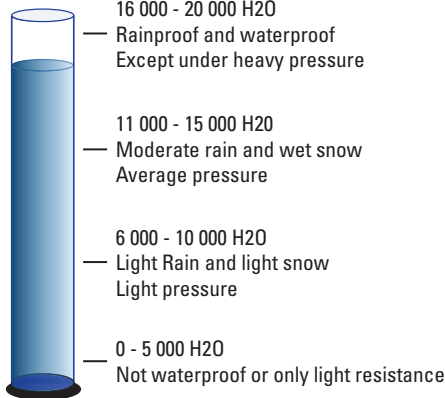


Black/Pink

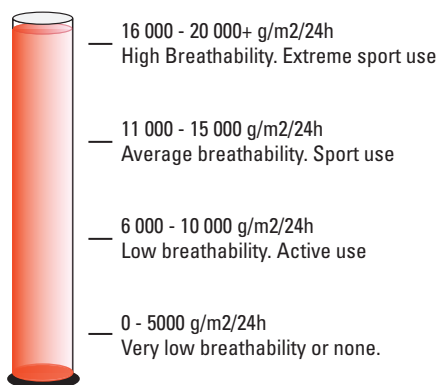
Back



Waterproof Info



Breathability Info



Black

Back

WHILE QUANTITIES LAST

Colour	XS	S	M	L	XL	Code	Keyword
Black	462-2003	—	462-2005	462-2006	—	C	15
Black/Pink	462-2053	462-2054	462-2055	462-2056	—	C	15

For Sizing See Page 118

SWEEP WOMEN'S BIBS

WOMEN'S BLIZZARD 2.0 BIB



Touring snowmobile bib with a removable 150g thermal lining guarantees the versatility of the bib. Safe choice for many types of driving. Thanks to Iselet fabric, the pants will not be stiffened even at lower temperatures. The higher front and back provide excellent protection against cold and dusty snow.

FEATURES

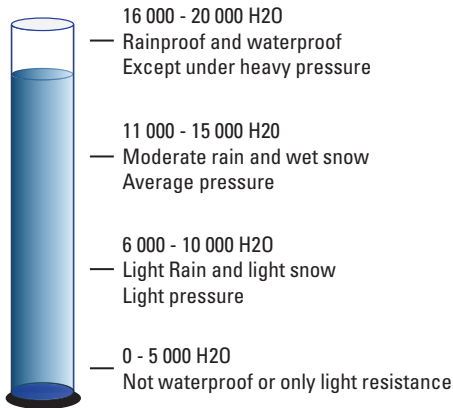
- Main fabric** Iselet shell
- Insulation** 150g removable insulation
- Membrane** Dry-Tek membrane with high pressure seam sealing
- Lining** Polyester mesh Liner
- Water Pillar** +14348 H2O
- Breathability** +19241 g/m2/24h
- Pockets** Front hand pocket, cargo pockets, back pockets
- Ventilation** Zippered ventilation on legs
- Suspenders** Yes
- Zippers** Coated waterproof zippers tested under -40°C temperature
- Visibility** Light reflectors
- Snow Gaiters** On leg bottom
- Fit Adjustment** Zipper adjustment on leg bottom and Velcro strap on waist line



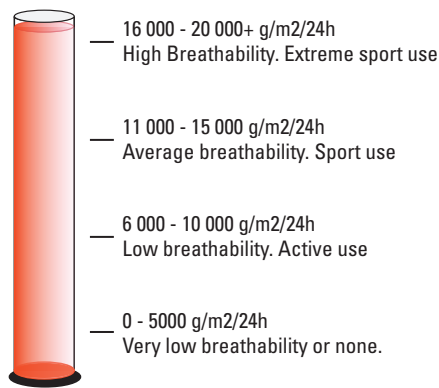
Black



Waterproof Info



Breathability Info



Back

Black/Pink

Colour	XS	S	M	L	XL	Code	Keyword
Black/Pink	462-2103	462-2104	462-2105	462-2106	462-2107	C	15
Black	462-2113	462-2114	462-2115	462-2116	462-2117	C	15

For Sizing See Page 118

SWEEP KID'S MONO SUIT

KID'S SNOWCORE EVO 2.0 MONO SUIT



FEATURES

- Main fabric** Blue Core Tex
- Insulation** 120g thinsulate on body, 80g on arms. Extra insulation on buttocks and on knees.
- Membrane** Dry-Tek membrane with high pressure seam sealing
- Lining** Polyester mesh liner
- Water Pillar** +8488 H2O
- Breathability** +10000 g/m2/24h
- Pockets** Front hand pockets, inside cell phone pocket and goggle pocket
- Ventilation** Zippered ventilation on chest, on thigh and on back
- Suspenders** Removable suspenders
- Zippers** Easy working reverse coil zippers
- Hood** Removable large hood
- Snow Gaiters** On sleeve cuff and on leg bottom
- Fit Adjustment** Velcro adjustment on leg bottom and on cuff and on hood




Black/Pink



Black/Pink Back




Waterproof Info



- 16 000 - 20 000 H2O
Rainproof and waterproof
Except under heavy pressure
- 11 000 - 15 000 H2O
Moderate rain and wet snow
Average pressure
- 6 000 - 10 000 H2O
Light Rain and light snow
Light pressure
- 0 - 5 000 H2O
Not waterproof or only light resistance

Breathability Info



- 16 000 - 20 000+ g/m2/24h
High Breathability. Extreme sport use
- 11 000 - 15 000 g/m2/24h
Average breathability. Sport use
- 6 000 - 10 000 g/m2/24h
Low breathability. Active use
- 0 - 5000 g/m2/24h
Very low breathability or none.



Black/Hi-Vis



Back

Colour	4	6	8	10	12	14	Code	Keyword
Black/Hi-Vis	462-2203	462-2204	462-2205	462-2206	462-2207	462-2208	C	15
Black/Pink	462-2263	462-2264	462-2265	462-2266	462-2267	462-2268	C	15

For Sizing See Page 118

SWEEP SIZING CHARTS



SWEEP SIZE CHART FOR MEN, SNOWMOBILE

EUR Size	INT. Size	A Chest (CM)	B Waist (CM)	C Arm (CM)	D Hip (CM)	E Thigh (CM)	F Leg (CM)	G Leg (CM)
48	S	100-104	86-90	66	101-105	57-59	107-110	82-85
50	M	104-108	90-94	67	105-109	59-61	108-111	83-86
52	L	108-112	94-98	68	109-113	61-63	109-112	84-87
54	XL	112-116	98-102	69	113-117	63-65	110-113	85-88
56	2XL	116-120	102-106	70	117-121	65-67	111-114	86-89

- Measure around the body
- Measure of length

- A** Measure fullest part under the arm pit
- B** Measure around the natural waist line
- C** From shoulder to wrist
- D** Measure fullest part around hip
- E** Measure fullest part around thigh
- F** From waist to bottom of leg
- G** From crotch to bottom of leg



SWEEP SIZE CHART FOR WOMEN, SNOWMOBILE

EUR Size	INT. Size	A Chest (CM)	B Waist (CM)	C Arm (CM)	D Hip (CM)	E Thigh (CM)	F Leg (CM)
32	XS	82-86	62-66	50	86-90	54-55	70-71
34	S	86-90	66-70	51	90-94	55-56	71-72
36	M	90-94	70-74	52	94-98	56-57	72-73
38	L	94-98	74-78	53	98-102	57-58	73-74
40	XL	98-102	78-82	54	102-104	58-59	74-75

- Measure around the body
- Measure of length

- A** Measure around the chest, fullest part under the arm pit
- B** Measure around the natural waist line
- C** From shoulder to wrist
- D** Measure fullest part around hip
- E** Measure fullest part around thigh
- F** From crotch to bottom of leg



SWEEP SIZE CHART FOR KIDS, SNOWMOBILE



US Sizing	4	6	8	10	12	14
Sizing in CM	110	120	130	140	150	160

TERMS & INDEX
NEW
HELMETS
HELMET ACCESSORIES
APPAREL
ACCESSORIES
TRACKS & SUSPENSION
STEERING
TRANS MISSION
PLOW & WINCH
WIND SHIELDS
BRAKES & CARR.
ENGINE PARTS
ELECTRICAL
TRAILER
CHEMICALS
TECH & TOOLS
P.O.P

FLY OUTERWEAR

WHILE QUANTITIES LAST



SNX PRO JACKET

WEATHERPROOFING

- Hydraguard – Weatherproof technology: windproof, waterproof, breathable
- 10,000mm/6,000mm waterproof/breathable ratings
- Seam sealed to block moisture

CONSTRUCTION

- 2Cool Air Vents designed to keep snow out
- 450D abrasion resistant polyester shell
- 140G of insulation
- Intake vents
- Removable thermal liner
- YKK® 2-way side zippers for inside access & ventilation
- YKK® main zipper

FEATURES

- 2 year warranty
- High-visibility reflective panels and logos for added safety
- Tether D-ring
- Micro fleece collar
- Powder skirt with silicone grip print
- Storm flap at front zipper

FIT

- Standard fit: Not too tight, not too loose

HYDRAGUARD



Blue/Black



Black/Grey



Orange/Grey



Black



Orange/Light Blue/Black

Colour	S	M	L	XL	2XL	3XL	Code	Keyword
Black	464-0604	464-0605	464-0606	464-0607	464-0608	464-0609	B	15
Blue/Black	464-0624	464-0625	464-0626	464-0627	464-0628	—	B	15
Black/Grey	464-0654	464-0655	464-0656	464-0657	—	—	B	15
Orange/Grey	464-0664	—	464-0666	—	—	—	B	15
Orange/Light Blue/Black	—	464-0675	464-0676	464-0677	464-0678	—	B	15



SNX PRO PANT

WEATHERPROOFING

- Hydraguard – Weatherproof technology: windproof, waterproof, breathable
- 10,000mm/6,000mm waterproof/breathable ratings
- Seam sealed to block moisture
- Waterproof dry seat insert

CONSTRUCTION

- 2Cool Air Vents designed to keep snow out
- 450D abrasion resistant polyester shell
- 900D polyester at critical wear areas
- Adjustable boot gaiter with elastic lace attachment
- Intake vents
- Removable high back suspenders
- Removable thermal liner
- YKK® 2-way side zippers for inside access and ventilation

FEATURES

- 2 year warranty
- High-visibility reflective panels and logos for added safety
- Tether D-ring

FIT

- Standard fit: Not too tight, not too loose

HYDRAGUARD



Orange/Light Blue/Grey



Black



Back



Colour	S	M	L	XL	2XL	Code	Keyword
Black	464-0704	464-0705	464-0706	464-0707	464-0708	B	15
Orange/Light Blue/Black	—	—	464-0776	464-0777	464-0778	B	15

TERMS & INDEX
NEW
HELMETS
HELMET ACCESSORIES
APPAREL
ACCESSORIES
TRACKS & SUSPENSION
STEERING
TRANS MISSION
PLOW & WINCH
WIND SHIELDS
BRAKES & CARB.
ENGINE PARTS
ELECTRICAL
TRAILER
CHEMICALS
TECH & TOOLS
P.O.P

FLY OUTERWEAR

WHILE QUANTITIES LAST



OUTPOST JACKET

WEATHERPROOFING

- Hydrashield - weatherproof technology: windproof, water resistant, breathable
- DWR coating helps propel away moisture and keep you dry
- Taped seam construction in critical areas

CONSTRUCTION

- 150G of insulation in arms
- 200G of insulation in body
- 2Cool Air Vents designed to keep snow out
- Hook and Loop adjustable cuff
- YKK® main zipper

FEATURES

- 2 year warranty
- Drop tail for added coverage
- High-visibility reflective panels for added safety
- Micro fleece collar
- Tether D-ring
- Zipper pulls for ease of use with gloves

FIT

- Generous fit: generous but not too oversized



Black/Grey/Hi-Vis



Black/Grey



Black/Grey/Orange

Colour	S	M	L	XL	2XL	Code	Keyword
Black/Grey	464-4104	464-4105	464-4106	464-4107	464-4108	B	15
Black/Grey-Hi-Vis	464-4144	464-4145	464-4146	464-4147	464-4148	B	15
Black/Grey/Orange	464-4174	464-4175	464-4176	464-4177	464-4178	B	15

OUTPOST BIB

WEATHERPROOFING

- Hydrashield - weatherproof technology: windproof, water resistant, breathable
- DWR coating helps propel away moisture and keep you dry
- Taped seam construction in critical areas

CONSTRUCTION

- 185G of insulation
- 3-step adjustable leg length for short, regular and tall sizing
- Cordura® panels on inner lower leg for added protection against the sled
- Cutouts for boots
- Stretch panels on sides and back of bib
- YKK® side zippers

FEATURES

- 2 year warranty
- Boot gaiter with lace attachment
- Dry seat insert
- High-visibility reflective panels for added safety
- Tether D-ring
- Zipper pulls for ease of use with gloves

FIT

- Generous fit: generous but not too oversized



Adjustable boot gaiter with elastic lace attachment

Black/Grey



Colour	S	M	L	XL	2XL	Code	Keyword
Black/Grey	464-4204	464-4205	464-4206	464-4207	464-4208	B	15

BAFFIN BASE-LAYER

Baffin's Base Layer series offers two high-performance options for moisture management in your layering setup. While both options provide high-wicking materials, each piece brings a unique fit, weight and warmth to the equation. These pieces are adaptable and perform in a wide range of activities and temperatures.

SERIES FEATURES

- Fast, high-wicking fabrics to keep you dry
- Synthetic fibers for next-to-skin comfort
- Specifically designed for use with the Baffin Apparel layering system

BASE LAYER TOP

- Body map form-fitting with flex zones for support, breathability and anti-fatigue
- Seamless sides for ultra-comfort in performance
- Anti-microbial



MEN'S TOP

Size	Part No.	Code	Keyword
M	460-0015	C	15
L	460-0016	C	15
XL	460-0017	C	15
2XL	460-0018	C	15

WOMEN'S TOP

Size	Part No.	Code	Keyword
S	460-0054	C	15
M	460-0055	C	15
L	460-0056	C	15

BASE LAYER BOTTOMS

- Body map form-fitting with flex zones for support, breathability and anti-fatigue
- Seamless sides for ultra-comfort in performance
- Anti-microbial



MEN'S PANTS

Size	Part No.	Code	Keyword
M	460-0025	C	15
L	460-0026	C	15
XL	460-0027	C	15
2XL	460-0028	C	15

WOMEN'S PANTS

Size	Part No.	Code	Keyword
S	460-0064	C	15
M	460-0065	C	15
L	460-0066	C	15

BAFFIN

BAFFIN SOCKS

One of the most important questions we're asked has always been "what are the best socks to wear with your footwear?" so, we took great care in designing the Baffin sock program. We can confidently answer that question with: "Baffin® socks". Our assortment considers Baffin® Footwear heights and multi-layer lining systems to offer a range of sock options, which address all of your cold weather and all season needs.

SERIES FEATURES

- Specifically designed for use with the Baffin® Inner Boot Systems
- Multiple height options for different Footwear heights
- Calculated blends of natural and synthetic fibers for maximum performance

TRAIL SOCK

- 1 Fine knit Merino wool blend that keeps feet warm, dry and comfortable year round.
- 2 Mesh construction for rapid moisture transportation and breathability.
- 3 Double comfort top designed to protect legs from friction.
- 4 Heavy full cushion sole provides shock absorption and offers better insulation overall.
- 5 Arch reinforcement to ensure perfect fit and extra support.
- 6 Ergonomically shaped construction for left and right feet.



2-Pair Packs

Size	Part No.	Code	Keyword
MD	430-2225	C	15
LG	430-2226	C	15

NORTH SOCK

- 1 Fine knit Merino wool blend that keeps feet warm, dry and comfortable year round.
- 2 Full cushion provides shock absorption and offers better insulation overall.
- 3 Mesh construction for rapid moisture transportation and breathability.
- 4 Double comfort top designed to protect legs from friction.
- 5 Arch reinforcement to ensure perfect fit and extra support.
- 6 Ergonomically shaped construction for left and right feet.



Size	Part No.	Code	Keyword
MD	430-2235	C	15
LG	430-2236	C	15

POLAR EXPEDITION SOCK

- Features Merino wool for ultimate warmth and natural temperature control
- Specifically designed for use with inner boot systems
- Anti-odor protection inhibits growth of odor causing bacteria
- Reinforced impact areas, arch and ankle support for anti-fatigue and defined fit



Size	Part No.	Code	Keyword
MD	430-2175	C	15
LG	430-2176	C	15

BAFFIN BALACLAVAS & NECK WARMERS

Your Head is one area of the skin where heat is lost more quickly. Protecting your most valuable asset is imperative in any winter adventure. This series combines everything you need to protect your neck, face, and head from any cold weather environment. While each piece is beneficial on its own, combining some will offer the ultimate defense in capping off the Baffin® Apparel layering system.

SERIES FEATURES

- Specifically designed for use with the Baffin® Apparel system
- Polar Proven®
- Appropriate for independent use and protection

FLEECE BALACLAVA

- Thermaplus™ layer for next-to-skin comfort and warmth
- Wind-resistant outer layer



Part No.	Code	Keyword
430-2110	C	15

HIGH-WICK BALACLAVA

- Breathable fabrics for improved temperature regulation
- Anti-microbial high-wick fibers for moisture management



Part No.	Code	Keyword
430-2170	C	15

FOG OFF FACE MASK

- Velcro backpiece with head strap for fastening and adjustable nose piece for improved fit
- Face protection from the elements with directional venting for breathing keeps your eyewear from fogging and icing up



Part No.	Code	Keyword
430-2140	C	15

POLAR STRETCH TOUQUE

- Full Coverage Shaped Design is shaped to keep your ears and entire head warm
- Four-way stretch fabric aids in repelling water while venting



Part No.	Code	Keyword
430-2120	C	15

BASE LAYER SKULL CAP

- Breathable fabrics for improved temperature regulation
- Anti-microbial, high-wick fibres for moisture management



Part No.	Code	Keyword
430-2130	C	15

FLEECE NECK WARMER

- Thermaplus™ layer for next-to-skin comfort and warmth
- Wind-resistant outer layer



Part No.	Code	Keyword
430-2150	C	15

MERINO NECK WARMER

- High-wick stretch fibres and extended length for multi-purpose use
- Merino wool blend provides warmth and natural temperature regulation



Part No.	Code	Keyword
430-2101	C	15

BALACLAVAS

FLY IGNITOR BALACLAVA

- Coolmax® upper keeps you warm and dry
- Windproof Lower construction
- Fits comfortably under most helmets



YOUTH SIZES AVAILABLE

Colour	Youth	SM/MD	LG/XL	Code	Keyword
Black	430-7307	430-7308	430-7309	B	15

FLEECE BALACLAVA



Part No.	Code	Keyword
430-4820	B	15

PINK COTTON BALACLAVA



Part No.	Code	Keyword
430-4490	B	15

BALACLAVA 4WAY STRETCH

- Made of 92% polyester & 8% Lycra
- Double flat seamed for extra comfort
- Long U shaped neck, 4 way stretch for maximum comfort
- One size fits all



Part No.	Code	Keyword
430-4840	B	15

COOL MAX BALACLAVA

- Channels moisture away from the skin
- Dries faster than any other fabric
- Breathable material
- Available in Black.



Part No.	Code	Keyword
430-4550	B	15

DELUXE BALACLAVA

- 100% cotton.
- New longer neck.
- Ultra warm.
- Thin material
- One size fits all.



Part No.	Code	Keyword
430-4500	B	15

ANTI FREEZE BALACLAVA

- Made of polyester mesh & micro fleece laminated with millair,
- 100% breathable membrane, wind & waterproof
- Designed for maximum movement for neck & head while riding



Part No.	Size	Code	Keyword
430-4825	XS/S	B	15
430-4826	M/L	B	15
430-4827	XL/XXL	B	15

POLAR FLEECE PROCLAVAS

- 2 in 1 Balaclava & Neck Warmer
- Covers neck and shoulders.
- Lightweight.
- Polar Fleece bottom.
- 100% Knitted cotton top.



Part No.	Code	Keyword
430-4810	B	15

SPX DELUXE WIND PROOF BALACLAVA



Part No.	Code	Keyword
430-4600	B	15

BREATH DEFLECTOR

- Deluxe neoprene face mask.
- Special contoured nose piece for fog reduction.
- Offers great protection for face and lower neck.
- This mask is designed for use with full face helmets.
- Works especially well for riders who wear glasses.



Part No.	Code	Keyword
430-4000	B	15

SWEEP GLOVES

ARCTIC EXPEDITION GLOVES

Made of durable nylon fabric and goat leather. 150g Thinsulate insulation in the palm of hand and thumb brings more warmth while still being flexible and comfortable when in use. Extended wrist section provides good insulation from snow and other elements.

Main fabric	Blue Core Tex
Insulation	Thinsulate 150g on back of the hand and on thumb
Membrane	Hipora membrane
Lining	Polyester
Closing	Shock cord adjustment
Palm	Full grain leather
Armor	No armor



Colour	S	M	L	XL	2X	Code	Keyword
Black	432-1304	432-1305	432-1306	432-1307	432-1308	C	15



Black

BLOWER 2.0 GLOVES

Made of durable nylon fabric and goat leather. 150g Thinsulate insulation in the palm of hand and thumb brings more warmth while still being flexible and comfortable when in use. Extended wrist section provides good insulation from snow and other elements.

Main fabric	Iselet shell / Full grain leather
Insulation	Thinsulate 150g on back of the hand and on thumb
Membrane	Hipora membrane
Lining	Polyester
Closing	Shock cord adjustment
Palm	Full grain leather
Armor	With out



Colour	S	M	L	XL	2X	Code	Keyword
Black/Grey	432-1484	432-1485	432-1486	432-1487	432-1488	C	15



Black/Grey

WOMEN'S SNOW QUEEN 2.0 GLOVES

Made of durable nylon fabric and goat leather. 150g Thinsulate insulation in the palm of hand and thumb brings more warmth while still being flexible and comfortable when in use. Extended wrist section provides good insulation from snow and other elements.

Main fabric	Blue Core Tex
Insulation	Thinsulate 150g on back of the hand and on thumb
Membrane	Hipora membrane
Lining	Polyester
Closing	Shock cord adjustment
Palm	Full grain leather
Armor	No Armor



Colour	XS	S	M	L	XL	Code	Keyword
Black/Pink	432-1563	432-1564	432-1565	432-1566	432-1567	C	15



Black/Pink

SWEEP GLOVES

SCOUT MEN'S/SCOUT WOMEN'S GLOVES



Shorter sporty snowmobile gloves made from durable Iselet fabric and goatskin. The warm Thinsulate insulation in the back of the hand and in the thumb provide extra warmth while still keeping the glove flexible and comfortable to wear. Quick and easy to pull on..

- Iselet surface fabric
- Palm made of pleasant goatskin.
- Waterproof Hipora membrane
- Shorter wrist section
- No insulation in the wrist makes the glove easier to pull on
- Double closure
- Womens gloves are women's sizing



Colour	XS	S	M	L	XL	2X	Code	Keyword
Black/Yellow	—	432-1044	432-1045	432-1046	432-1047	432-1048	C	15
Black/Pink (Womens)	432-1063	432-1064	432-1065	432-1066	432-1067	—	C	15
Black/Orange	—	432-1074	432-1075	432-1076	432-1077	432-1078	C	15

RACING DEPARTMENT 2.0 GLOVES

- Main fabric** 4-way stretch shell / Full grain leather
- Insulation** Thinsulate 100g on back of the hand and on thumb
- Membrane** Hipora membrane
- Lining** Polyester
- Closing** Neoprene cuff
- Palm** Full grain leather
- Armor** Knuckle armor / Regular with out



Colour	S	M	L	XL	2X	Code	Keyword
Black/Grey	432-1284	432-1285	432-1286	432-1287	432-1288	C	15

FREERIDE 2.1 GLOVES

Shorter, sporty snowmobile gloves made from 4-way-stretch fabric, neoprene and faux leather. Fitted gloves that are easy to pull on thanks to the zipper. Form fitting gloves for sporty activities.

- 4-way-stretch outer fabric
- Palm made from water and dirt resistant faux leather
- Silicone print on palm for extra grip
- Short wrist section with zip closure
- Wrist section made from pleasant neoprene



Colour	S	M	L	XL	2X	Code	Keyword
Grey/Black	432-1184	432-1185	432-1186	432-1187	432-1188	C	15

JOE ROCKET SNOW GLOVES



TRUE NORTH GLOVE

- Combination Rock Tex™ 600 and leather outer shell
- Thinsulate® insulation - 300g back of hand / 250g thumb / 150g palm and forchette
- Reinforced leather palm
- Dry-tech® waterproof membrane
- Fleece warmth lining
- Face shield and goggle wipe suede thumb
- TPR rubber face shield wiper
- Dual stage closure system (wrist and gaiter)
- Reflective trim



Black/Black

Pink/Black

Hi-Vis/Black

Orange/Black

Red/Black

Silver/White

WOMEN'S GLOVE

Colour	S	M	L	Code	Keyword
Black/Black	431-2104	431-2105	431-2106	C	15
Red/Black	431-2114	431-2115	431-2116	C	15
Pink/Black	431-2164	431-2165	431-2166	C	15

MEN'S GLOVE

Colour	S	M	L	XL	2XL	3XL	Code	Keyword
Black/Black	431-2004	431-2005	431-2006	431-2007	431-2008	431-2009	C	15
Red/Black	431-2014	431-2015	431-2016	431-2017	431-2018	431-2019	C	15
Hi-Vis/Black	431-2044	431-2045	431-2046	431-2047	431-2048	431-2049	C	15
Orange/Black	431-2074	431-2075	431-2076	431-2077	431-2078	431-2079	C	15
Silver/White	431-2094	431-2095	431-2096	431-2097	431-2098	431-2099	C	15

HARDCORE CANADIAN GLOVE

- Combination water resistant Rock Tex™ 500 and Clarino® outer shell
- Fixed powder cuff
- Fleece warmth lining
- Silicone grip palm
- Single zip closure



Orange/Black

Hi-Vis/Black

Red/Black

Grey/Black

Colour	S	M	L	XL	2XL	3XL	Code	Keyword
Red/Black	431-2414	431-2415	431-2416	431-2417	431-2418	431-2419	C	15
Hi-Vis/Black	431-2444	431-2445	431-2446	431-2447	431-2448	431-2449	C	15
Orange/Black	431-2474	431-2475	431-2476	431-2477	431-2478	431-2479	C	15
Grey/Black	431-2484	431-2485	—	—	—	431-2489	C	15

JOE ROCKET SNOW GLOVES



ROCKET RACING GLOVE

- Combination Rock Tex™ 600 and leather outer shell
- Thinsulate® insulation - 250g back of hand / 250g thumb / 150g palm / 100g forchette
- Reinforced leather palm
- Dry-tech® waterproof membrane
- Fleece warmth lining
- Face shield and goggle wipe suede thumb
- TPR rubber face shield wiper
- Single zip closure
- Reflective trim



WOMEN'S GLOVE

Colour	S	M	L	Code	Keyword
Black/Black	431-2304	431-2305	431-2306	C	15
Red/Black	431-2314	431-2315	431-2316	C	15
Pink/Black	431-2364	431-2365	431-2366	C	15
Hi-Vis/Black	431-2344	431-2345	431-2346	C	15

MEN'S GLOVE

Colour	S	M	L	XL	2XL	3XL	Code	Keyword
Black/Black	431-2204	431-2205	431-2206	431-2207	431-2208	431-2209	C	15
Red/Black	431-2214	431-2215	431-2216	431-2217	431-2218	431-2219	C	15
Hi-Vis/Black	431-2244	431-2245	431-2246	431-2247	431-2248	431-2249	C	15
Grey/Black	431-2284	431-2285	431-2286	431-2287	431-2288	431-2289	C	15

BLOOD RUNS COLD GLOVE

- Combination water resistant Rock Tex™ 500 and leather outer shell
- Fleece warmth lining at top of hand only
- Hook and loop Velcro cuff closure



Colour	S	M	L	XL	2XL	3XL	Code	Keyword
Red/Black/White	431-2514	431-2515	431-2516	431-2517	431-2518	431-2519	C	15
Hi-Vis/Black/White	431-2544	431-2545	431-2546	431-2547	431-2548	431-2549	C	15
Grey/Black	431-2584	431-2585	431-2586	431-2587	431-2588	431-2589	C	15
White/Black	431-2594	431-2595	431-2596	431-2597	431-2598	431-2599	C	15

ZOAN GLOVES

ZOAN POLAR GLOVE

- Traditional fit glove with extra long and wide gauntlet
- 100% Hypora breathable, water-proof & wind-proof glove
- Insulated
- Leather and textile outer shell
- Pre-curved fingers
- Expansion panels
- Leather palm
- Large reflective panels
- Elastic wrist
- Rubber visor wipe blade on left glove



ZOAN POLAR MITT

- Leather and textile outer shell
- Traditional mitt pattern with long and wide gauntlet
- Hypora breathable, water-proof & wind-proof mitt
- Insulated
- Removable fleece liner
- Leather palm
- Elastic wrist
- Adjustable draw string closure



ZOAN POLAR GLOVE

Description	S	M	L	XL	2XL	3XL	Code	Keyword
Polar Glove	430-0701	430-0702	430-0703	430-0704	430-0705	430-0706	C	15

ZOAN POLAR MITT

Description	S	M	L	XL	2XL	3XL	Code	Keyword
Leather Polar Mitt	430-0024	430-0025	430-0026	430-0027	430-0028	430-0029	C	15

FLY GLOVES

FLY IGNITOR PRO HEATED GLOVE

PERFORMANCE

- Full leather palm & fingers
- 3M 80g Thinsulate Insulation
- 20g Thinsulate in palm for easier use of your controls
- Hipora® Liner waterproof, windproof, and breathable
- Silicone print on palm for increased grip
- Integrated hard knuckle armour

CONSTRUCTION

- Reflective logos and print for improved visibility
- Cuff pull tab to assist in pulling on
- Touch screen compatible
- Stainless Core heating technology provides superior life, even heating and extreme durability
- Pre-curved fingers for added comfort
- Adjustable wrist strap
- 2 Lithium ion batteries and controller with 3 heat settings
- Gauntlet adjuster
- LED indicating activation and heat status
- 110 volt wall charger with dual charging ports
- Storage bag included



REPLACEMENT PARTS

Description	Part No.	Code	Keyword
Replacement Battery	434-0100-1	B	15
Wall Charger	434-0101	B	15

Colour	S	M	L	XL	2XL	3XL	Code	Keyword
Black	434-0104	434-0105	434-0106	434-0107	434-0108	434-0109	B	15

FLY GLOVES



FLY AURORA GLOVE

- Touch screen compatible
- Fully insulated cold weather glove
- Hipora® waterproof, windproof, breathable membrane keeps you dry and warm all day
- High grade genuine leather palm and finger tips for years of durability
- Additional leather strip between thumb and index finger provides reinforcement in high use-area of glove
- Extended neoprene cuff eliminates open exposed area between gloves and jacket
- Cinch cord cuff may be tightened around jacket sleeve for additional protection from the elements
- Wrist strap offers additional adjustment to ensure a custom fit
- Reflective safety piping offers additional visibility for oncoming riders in dusk and nighttime riding
- Bold design bundled with all these features help make this one of FLY Racing's most technical cold weather gloves
- Great glove for snowmobiling and cold weather motorcycling



Colour	S	M	L	XL	2XL	Code	Keyword
Black	434-0014	434-0015	434-0016	434-0017	434-0018	B	15

TITLE HEATED GLOVE

PERFORMANCE

- HIPORA® technology: waterproof, windproof, breathable membrane
- LED indicator with 3 heat settings

CONSTRUCTION

- 3M® Thinsulate insulated top and non insulated palm
- Pre-curved design and 4-way stretch material
- Wrap-around finger tip construction
- 3M reflective panel for added visibility
- Lithium ion battery

FIT

- Pull loop cuff for easy entry and comfortable classic fit
- Wrist adjuster



REPLACEMENT PARTS

Description	Part No.	Code	Keyword
Replacement Battery	434-0110	B	15
Wall Charger	434-0101	B	15

Colour	S	M	L	XL	2XL	Code	Keyword
Black	434-0114	434-0115	434-0116	434-0117	434-0118	B	15

TITLE GLOVE



PERFORMANCE

- Motocross style glove designed specifically for cold weather riding
- High performance nylon / spandex shell provides superior strength and flexibility
- HIPORA® technology: waterproof, windproof, breathable membrane

CONSTRUCTION

- Wrap around finger tip construction provides added comfort and durability
- 3M reflective panel for added visibility
- Silicone gripper print on thumb and fingers
- Pre-curved design and 4-way stretch material
- Thumb stretch panel improves mobility and durability
- Thinsulate® insulated top and non-insulated palm

FIT

- Pull loop cuff for easy entry and comfortable classic fit



Colour	S	M	L	XL	2XL	Code	Keyword
Black	43-00034	43-00035	43-00036	43-00037	43-00038	B	15

TERMS & INDEX
NEW
HELMETS
HELMET ACCESSORIES
APPAREL
ACCESSORIES
TRACKS & SUSPENSION
STEERING
TRANS MISSION
PLOW & WINCH
WIND SHIELDS
BRAKES & CARB.
ENGINE PARTS
ELECTRICAL
TRAILER
CHEMICALS
TECH & TOOLS
P.O.P

FLY GLOVES



WINDPROOF LITE GLOVE

PERFORMANCE

- Lightweight windproof glove ideal for high intensity action sports in cooler weather

CONSTRUCTION

- Lightweight windproof fabric on the back of hands, fingers, and fourchettes
- Silicone on fingers and palm for increased grip
- Single layer perforated synthetic leather palms for heat exhaust and lightweight feel
- Reinforced double layer thumb
- Soft-flex silicone logos



Colour	S	M	L	XL	2XL	Code	Keyword
Black	43-00044	43-00045	43-00046	43-00047	43-00048	B	15

BAFFIN GLOVES



Like all pieces in our Apparel System, these gloves each bring unique features to your setup, to keep you covered in any number of winter recreation and expedition applications.

SERIES FEATURES

- Specifically designed for use with the Baffin® Apparel system
- Polar Proven™
- Extended cuffs eliminate gaps in layering

POLAR MITT

- Extended cuff and elastic draw cord ensure a tight seal and help insulate your arms
- Removable lining for varying temperatures and activity levels
- Leather patch for extra grip and wear on palm and thumb
- Outer wrist cord to ensure mitts don't blow away when off
- Inner mitt uses Baffin's "B-Tek High Loft" insulation



Size	Part No.	Code	Keyword
S	430-2114	C	15
M	430-2115	C	15
L	430-2116	C	15
XL	430-2117	C	15

THROTTLE GLOVE

- Isolated index finger for independent use
- B-Tek™ high-loft insulation for Polar Proven® warmth
- Wind and water-resistant nylon and leathers with hex-grip palms



waterproof

Size	Part No.	Code	Keyword
S	430-2314	C	15
M	430-2315	C	15
L	430-2316	C	15
XL	430-2317	C	15



BAFFIN GLOVES

Like all pieces in our Apparel System, these gloves each bring unique features to your setup, to keep you covered in any number of winter recreation and expedition applications.

SERIES FEATURES

- Specifically designed for use with the Baffin® Apparel system
- Polar Proven™
- Extended cuffs eliminate gaps in layering



TALON GLOVE

- Multi-use mid-weight
- Comfortable, form-fitting design
- High-use grip-zones for improved handling

Size	Part No.	Code	Keyword
S	430-2214	C	15
M	430-2215	C	15
L	430-2216	C	15
XL	430-2217	C	15

GUIDE GLOVE

- Performance-fit curved fingers for improved dexterity
- B-Tek™ high-loft insulation with removable liner
- Wind and waterproof nylon and leathers



Size	Part No.	Code	Keyword
S	430-2204	C	15
M	430-2205	C	15
L	430-2206	C	15
XL	430-2207	C	15

GLOVE LINER

- Touchscreen-friendly index finger and thumb pads
- Snug yet comfortable form-fit for improved dexterity
- High-wick Hydromax™ material for improved moisture management



Size	Part No.	Code	Keyword
S	430-2144	C	15
M	430-2145	C	15
L	430-2146	C	15
XL	430-2147	C	15



ACCESSORIES



WRIST SUPPORT



Part No.	Code	Keyword
430-7010	B	15

FLY BOOTS

MARKER BOOT

Whether you are attacking the trails, boondocking a hillside, or eating up the gnarliest climb, the Marker Boot is designed to dominate all terrain. When challenged with the toughest obstacles, the Marker Boot has the grip to move forward. With an innovative breathable and waterproof Hydroguard system, the Marker Boot provides great protection to keep your feet warm and dry. The only thing you will need to concentrate on now is giving the next obstacle in your path "the boot."

- 600g thermal insulation comfort rated down to -40°
- Hydroguard™ breathable waterproof membrane
- Exterior leather upper for extra longevity and wear protection
- Durable rubber sole to minimize wear against running boards
- Reflective side and back panels for maximum visibility
- Reinforced toe and heel for high impact
- Slip resistant rubber sole for exceptional traction
- Oversized padded boot laces for easy tightening
- Double stitched for extra durability



REPLACEMENT PARTS

Description	Part No.	Code	Keyword
Replacement Laces	400-1800	B	15

Colour	7	8	9	10	11	12	13	14	Code	Keyword
Black	400-1807	400-1808	400-1809	400-1810	400-1811	400-1812	400-1813	400-1814	B	15



waterproof



AURORA BOOT

- 200g of 3M Thinsulate™ thermal insulation
- Moisture wicking removable inner liner
- Genuine leather upper for improved strength, durability, and wear protection
- Reflective panels and logos for increased visibility and safety
- Rubber sole for exceptional traction
- Oversized padded boot laces for easy tightening
- Triple stitched for extra durability
- Padded boot insole for extra comfort
- Smooth finished lace loops for extra seat protection

Bottom



Aurora Boot



Back

AURORA BOOTS

Colour	7	8	9	10	11	12	13	Code	Keyword
Black	400-1707	400-1708	400-1709	400-1710	400-1711	400-1712	400-1713	B	15

AURORA BOOT LINERS

Colour	7	8	9	10	11	12	13	Code	Keyword
Black	400-1707-1	400-1708-1	400-1709-1	400-1710-1	400-1711-1	400-1712-1	400-1713-1	B	15



Aurora Boot Liner

BAFFIN BOOTS



MEN'S POLAR COLLECTION

Baffin®'s Polar Proven specialized boots are rated to perform at -100°C/-148°F. Tested at both the North and South Poles, these boots perform flawlessly under the most demanding conditions. In our Polar liner we doubled up on B-Tek™ Insulation and added a double aluminum insole and waffle-comb foot-bed to trap the warm air produced by your body and keep the cold out. This series is appropriate for extended periods of time in extreme cold weather, snow and/or ice covered environments, where activity level may be low to moderate.

SERIES FEATURES

Temperature Rating: -100°C/-148°F

EIGER BOOT

- Double-strap Velcro fastening
- Waterproof nylon snow collar with built-in extendable gaiter
- Waterproof, Diamond-Lite insulated nylon with full-grain leather upper
- Snowshoe Compatible

Liner

- Removable, Baffin® multi-layer inner boot system
- Double B-Tek™ Insulation
- Double aluminum insole
- Waffle-comb foot-bed

Base

- Arctic™ Rubber Shell, EVA Midsole, Polar® Rubber Outsole



Size	Boot Part No.	Code	Keyword	Replacement		
				Liner Part No.	Code	Keyword
07	400-3907	C	15	400-3907-1	C	15
08	400-3908	C	15	400-3908-1	C	15
09	400-3909	C	15	400-3909-1	C	15
10	400-3910	C	15	400-3910-1	C	15
11	400-3911	C	15	400-3911-1	C	15
12	400-3912	C	15	400-3912-1	C	15
13	400-3913	C	15	400-3913-1	C	15
14	400-3914	C	15	400-3914-1	C	15
15	400-3915	C	15	400-3915-1	C	15

MEN'S REACTION COLLECTION

The Reaction series boasts temperature rated boots suitable for everyday winter wear. Baffin®'s proprietary inner boot layering guarantee this series to keep you warm during moderate to high activity in temperatures as low as -40°C/-40°F. With Baffin®'s base combination of Arctic™ Rubber, EVA and Polar® Rubber, this series is a great multi-use choice for a winter boot.

SERIES FEATURES

Temperature Rating: -40°C/-40°F

Liner

- Removable, Baffin® multi-layer inner boot system
- Moisture management system
- Comfort

Base

- Arctic™ Rubber Shell, EVA Midsole,
- Polar® Rubber Outsole



TUNDRA BOOT

- Reflective piping for visibility with Velcro-strap ankle support
- Double-weave, 900 Denier nylon upper
- Snowshoe Compatible
- Locking snow collar

Size	Boot Part No.	Code	Keyword	Replacement		
				Liner Part No.	Code	Keyword
07	400-3407	C	15	400-3407-1	C	15
08	400-3408	C	15	400-3408-1	C	15
09	400-3409	C	15	400-3409-1	C	15
10	400-3410	C	15	400-3410-1	C	15
11	400-3411	C	15	400-3411-1	C	15
12	400-3412	C	15	400-3412-1	C	15
13	400-3413	C	15	400-3413-1	C	15
14	400-3414	C	15	400-3414-1	C	15

BAFFIN BOOTS



MEN'S REACTION COLLECTION

The Reaction series boasts temperature rated boots suitable for everyday winter wear. Baffin®'s proprietary inner boot layering guarantee this series to keep you warm during moderate to high activity in temperatures as low as -40°C/-40°F. With Baffin®'s base combination of Arctic™ Rubber, EVA and Polar® Rubber, this series is a great multi-use choice for a winter boot.

SERIES FEATURES

Temperature Rating: -40°C/-40°F

WOLF WINTER PAC BOOT

- Double buckle system
- Double-weave, 900 Denier nylon upper
- Snowshoe Compatible
- Locking snow collar



Size	Boot Part No.	Code	Keyword	Replacement		
				Liner Part No.	Code	Keyword
07	400-4407	C	15	400-3407-1	C	15
08	400-4408	C	15	400-3408-1	C	15
09	400-4409	C	15	400-3409-1	C	15
10	400-4410	C	15	400-3410-1	C	15
11	400-4411	C	15	400-3411-1	C	15
12	400-4412	C	15	400-3412-1	C	15
13	400-4413	C	15	400-3413-1	C	15
14	400-4414	C	15	400-3414-1	C	15

MEN'S EPIC COLLECTION

The Epic Series is rated to perform in temperatures as cold as -70°C/-94°F during moderate activity. This series is a collection of technical, lightweight expedition worthy boots featuring our waffle-comb foot-bed to trap warm air under your foot. With Icepaw™-design pads that improve contact-point grip on ice, and Arctic™ Rubber compound in the shell to provide flexibility in cold environments, the Epic Series has everything you need in a performance winter boot.

SERIES FEATURES

Temperature Rating: -70°C/-94°F

SELKIRK BOOT

- Locking snow collar with extendable gaiter
- Double-buckle fastening setup
- Waterproof seam-sealed nylon upper
- Snowshoe Compatible



Liner

- Removable, multi-layer inner boot system
- Waffle-comb foot-bed

Base

- Arctic™ Rubber shell
- EVA Midsole
- Polar® Rubber Outsole

Size	Boot Part No.	Code	Keyword	Replacement		
				Liner Part No.	Code	Keyword
07	400-4707	C	15	400-4707-1	C	15
08	400-4708	C	15	400-4708-1	C	15
09	400-4709	C	15	400-4709-1	C	15
10	400-4710	C	15	400-4710-1	C	15
11	400-4711	C	15	400-4711-1	C	15
12	400-4712	C	15	400-4712-1	C	15
13	400-4713	C	15	400-4713-1	C	15



BAFFIN BOOTS



MEN'S HUNTING COLLECTION

Baffin boots have been used by hunters, trappers and fishermen for over 30 years. Since the mid-eighties North Americans have relied on Baffin for warmth and waterproofing in the outdoors. Huntsmen, we have heard your call - we are proud to expand our hunting collection by launching new boots for the early and mid-season hunts. We know our boots already keep you warm in the tree stand, but we want to join you on the trail.

SERIES FEATURES

Temperature Rating: 15°C/59°F to -15°C/5°F

PACER

- Comfort From 15°C/59°F to -15°C/5°F
- Waterproof Rubber Boot with pull-on ledges
- Fully moulded with steel shank & Baffin signature CDN outsole pattern
- B-Tek Dry: contains Waterproof Breathable Membrane with Bootie Construction
- B-Tek Scent-Free: anti-microbial next-to-foot lining keeps odors at bay
- Anti-fatigue Midsole technology
- HexFlex outsole tread pattern keeps footsteps quieter than traditional patterns
- 6" Height



Real Tree			
Size	Part No.	Code	Keyword
7	400-5807	C	15
8	400-5808	C	15
9	400-5809	C	15
10	400-5810	C	15
11	400-5811	C	15
12	400-5812	C	15
13	400-5813	C	15
14	400-5814	C	15



waterproof

SERIES FEATURES

Temperature Rating: 15°C/59°F to -15°C/5°F

BACKWOOD HUNT

- Comfort From 5°C/41°F to -25°C/-13°F
- B-Tek Scent-Free: anti-microbial next-to-foot lining keeps odors at bay
- B-Tek Foam: lining with 7mm neoprene
- Waterproof insulated rubber upper (comparable to 800g products in market)
- Rubber outsole, EVA midsole, removable insole foot-bed



Real Tree			
Size	Part No.	Code	Keyword
7	400-5907	C	15
8	400-5908	C	15
9	400-5909	C	15
10	400-5910	C	15
11	400-5911	C	15
12	400-5912	C	15
13	400-5913	C	15
14	400-5914	C	15



waterproof

MEN'S HUNTING COLLECTION

Baffin boots have been used by hunters, trappers and fishermen for over 30 years. Since the mid-eighties North Americans have relied on Baffin for warmth and waterproofing in the outdoors. Huntsmen, we have heard your call - we are proud to expand our hunting collection by launching new boots for the early and mid-season hunts. We know our boots already keep you warm in the tree stand, but we want to join you on the trail.

TITAN BOOT

- Removable, max-layer inner boot system featuring double B-Tek™ insulation, a double aluminum insole and waffle-comb foot-bed
- Fully moulded Polar® Rubber Upper and Outsole
- Waterproof nylon snow collar



SERIES FEATURES

Temperature Rating: -100°C/-184°F



Size	Boot Part No.	Code	Keyword	Replacement Liner Part No.	Code	Keyword
07	400-4007	C	15	400-4007-1	C	15
08	400-4008	C	15	400-4008-1	C	15
09	400-4009	C	15	400-4009-1	C	15
10	400-4010	C	15	400-4010-1	C	15
11	400-4011	C	15	400-4011-1	C	15
12	400-4012	C	15	400-4012-1	C	15
13	400-4013	C	15	400-4013-1	C	15
14	400-4014	C	15	400-4014-1	C	15

WOMEN'S ARCTIC COLLECTION

Baffin's Polar Proven specialized boots are rated to perform at -100°C/-148°F. Tested at both the North and South Poles, these boots perform flawlessly under the most demanding conditions. In our Arctic liners we doubled up on B-Tek™ Insulation and added a double aluminum insole and waffle-comb foot-bed to trap the warm air produced by your body and keep the cold out. This series is appropriate for extended periods of time in extreme cold weather, snow and/or ice covered environments, where activity level may be low to moderate. Specifically designed for a woman's fit.

SERIES FEATURES

Temperature Rating: Up to -100°C/-148°F

IMPACT WOMEN'S BOOT

- Double-buckle fastening
- Waterproof, Diamond-Lite insulated nylon upper
- Waterproof nylon snow collar

Liner

- Removable max-layer inner boot system
- Featuring, double B-Tek™ insulation
- Double aluminum insole
- Waffle-comb foot-bed



Base

- Arctic™ Rubber shell
- EVA Midsole
- Polar® Rubber Outsole

Size	Boot Part No.	Code	Keyword	Replacement Liner Part No.	Code	Keyword
06	400-3506	C	15	400-3506-1	C	15
07	400-3507	C	15	400-3507-1	C	15
08	400-3508	C	15	400-3508-1	C	15
09	400-3509	C	15	400-3509-1	C	15
10	400-3510	C	15	400-3510-1	C	15
11	400-3511	C	15	400-3511-1	C	15



BAFFIN BOOTS

WOMEN'S DRIFT COLLECTION

The Drift series boasts temperature rated boots suitable for everyday winter wear. Baffin's proprietary inner boot layering guarantee this series to keep you warm during moderate to high activity in temperatures as low as -40°C/-40°F. With Baffin's vase combination of Arctic™ Rubber, EVA and Polar® Rubber, this series is a great multi-use choice for a winter boot. Specifically designed for a women's fit.

SERIES FEATURES

Temperature Rating: Up to -40°C/-40°F

CHLOE WOMEN'S BOOT

- D-Ring front lace fastening system
- Faux-fur collar and sidepiece
- Waterproof suede leather upper

Liner

- Removable multi-layer inner boot system

Base

- Arctic™ Rubber shell, EVA Midsole, Polar® Rubber Outsole designed for a women's foot



Size	Boot Part No.			Replacement		
	Charcoal	Code	Keyword	Liner Part No.	Code	Keyword
06	400-5606	C	15	400-4106-1	C	15
07	400-5607	C	15	400-4107-1	C	15
08	400-5608	C	15	400-4108-1	C	15
09	400-5609	C	15	400-4109-1	C	15
10	400-5610	C	15	400-4110-1	C	15
11	400-5611	C	15	400-4111-1	C	15

KID'S ICE CASTLE BOOT COLLECTION

A timeless, proven combination of what built the Baffin® brand - fully moulded Polar Rubber, a snow collar, and a removable liner. This boot speaks for itself. Fully waterproof, engineered for adults and sized for kids. Your kids will stay dry and stay warm when they play in Baffin®'s Ice Castle.

SERIES FEATURES

Temperature Rating: -30°C/-22°F



- Fully moulded Polar® Rubber
- Snow collar
- Removable felt liner



Size	Boot Part No.	Code	Keyword
Black			
12	400-5400	C	15
13	400-5400X	C	15
1	400-5401	C	15
2	400-5402	C	15
3	400-5403	C	15
4	400-5404	C	15
Black/Purple			
12	400-5440	C	15
13	400-5440X	C	15
1	400-5441	C	15
2	400-5442	C	15
3	400-5443	C	15
4	400-5444	C	15



Black/Purple



Black

KID'S SNOWTRACK COLLECTION

Baffin®'s Snowtrack collection is approached with the same comfort, warmth and quality in mind as we approach any of our adult lines. Boasting a -40°C/-40°F Temperature rating, we've managed to design a line of boots with a kid's fit and styling. Our flexible Arctic™ Rubber base allows all little Baffin® wearers to take on any winter weather in comfort. Whether it's at recess, the park or at home in your backyard - we're proud to know your kids will have the same Baffin® confidence that you do, all winter long.

SERIES FEATURES

Temperature Rating: -40°C/-40°F



PINETREE YOUTH BOOT

- Liner: Removable, Baffin multi-layer inner boot system
- Base: Arctic Rubber
- Ripstop nylon upper
- Locking snow collar
- Drawstring & toggle front lace fastening



Size	Boot Part No.	Code	Keyword
Black			
Y12	400-5500	C	15
Y13	400-5500X	C	15
Y1	400-5501	C	15
Y2	400-5502	C	15
JR3	400-5503	C	15
JR4	400-5504	C	15
JR5	400-5505	C	15
JR6	400-5506	C	15

KIDS YOUNG EPIC COLLECTION

The young epic series is rated to perform in temperatures as cold as -60°C/-76°F during moderate activity. This series is a collection of technical, lightweight adventure worthy boots. With Icepaw™ design pads that improve contact-point grip on ice, and our Arctic™ Rubber compound to provide flexibility in cold environments, the Young Epic series packs an adult boot in a small size!

SERIES FEATURES

Temperature Rating: -60°C/-76°F

- Removable, Baffin multi-layer inner boot system
- Waffle-comb foot-bed



EIGER YOUTH BOOT

- Double-strap Velcro fastening
- Waterproof nylon snow collar
- Waterproof nylon upper with snow collar



Size	Boot Part No.	Code	Keyword	Repl. Liner Part No.	Code	Keyword
Black						
12	400-3950	C	15	400-3950-1	C	15
13	400-3950X	C	15	400-3950X-1	C	15
01	400-3951	C	15	400-3951-1	C	15
02	400-3952	C	15	400-3952-1	C	15
03	400-3953	C	15	400-3953-1	C	15
04	400-3954	C	15	400-3954-1	C	15
05	400-3955	C	15	400-3955-1	C	15
06	400-3956	C	15	400-3956-1	C	15
07	400-3957	C	15	400-3957-1	C	15
08	400-3958	C	15	400-3958-1	C	15
Blue						
12	400-3940	C	15	400-3950-1	C	15
13	400-3940X	C	15	400-3950X-1	C	15
01	400-3941	C	15	400-3951-1	C	15
02	400-3942	C	15	400-3952-1	C	15
03	400-3943	C	15	400-3953-1	C	15
04	400-3944	C	15	400-3954-1	C	15
05	400-3945	C	15	400-3955-1	C	15
06	400-3946	C	15	400-3956-1	C	15
07	400-3947	C	15	400-3957-1	C	15
08	400-3948	C	15	400-3958-1	C	15

BAFFIN BOOTS



SNOGOOSE YOUTH BOOT

- Side-to-side lace fastening system with toggle
- Waterproof nylon snow collar
- Waterproof nylon upper



YOUTH SIZES AVAILABLE



Size	Boot Part No.	Code	Keyword
12	400-3030	C	15
13	400-3030X	C	15
01	400-3031	C	15
02	400-3032	C	15
03	400-3033	C	15
04	400-3034	C	15
05	400-3035	C	15
06	400-3036	C	15

SLEEPING BAGS FOR YOUR FEET!

The Cush Series is a sleeping bag for your feet! Cush is different than a slipper. It has a soft nylon upper, cozy insulation, elasticized lockable tie and a durable nylon bottom - excellent for around the house or for traveling. Cush are equally comfortable on planes, in hotels and when on winter camping adventures.

SERIES FEATURES

- Soft nylon insulated upper
- Slip resistant, durable nylon bottom
- Elasticized lockable tie

YOUTH SIZES AVAILABLE

CUSH BOOTY

- Mid height
- Drawstring toggle

MEN'S

Size	Part No. Black	Code	Keyword
L (7/8)	400-3356	C	15
XL (9/10)	400-3357	C	15
2XL (11/12)	400-3358	C	15
3XL (13/14)	400-3359	C	15

WOMEN'S

Size	Part No. Merlot	Part No. Black	Code	Keyword
S (5-6)	400-3324	400-3354	C	15
M (7/8)	400-3325	400-3355	C	15
L (9/10)	400-3326	400-3356	C	15
XL (11)	400-3327	400-3357	C	15

YOUTH

Size	Part No. Merlot	Part No. Black	Code	Keyword
YS (10/11)	400-3320	400-3350	C	15
YM (12/13)	400-3321	400-3351	C	15
YL (1/2)	400-3322	400-3352	C	15
S (3/4)	400-3324	400-3354	C	15
M (5/6)	400-3325	400-3355	C	15



Black

Merlot

FLY SNOW GOGGLES



ZONE PRO SNOW GOGGLE

CONSTRUCTION

- Dual – Pane Polycarbonate snow lens with premium anti-scratch & anti-fog coatings
- Premium injected polarized lens
- Light weight yet durable polyurethane frame
- Engineered frame design increases field of view providing massive peripheral vision

FEATURES

- Quick change replacement lens
- Premium multilayer face foam provides superior moisture management and a tight seal
- Outriggers provide optimal fit
- Optional accessories and lens colours available
- Removable nose guards

FIT

- 45mm adjustable double buckle strap for easy goggle tension adjustment
- Non-slip silicone on inside of strap ensures a secure fit to your helmet

INCLUDED

- Snow Nose Guard
- Microfiber Goggle Bag



BLACK/GREY

Part No.	Description	Code	Keyword
420-0128	Black/Grey	B	15

ZONE SNOW GOGGLE

CONSTRUCTION

- Dual – Pane Polycarbonate snow lens with premium anti-scratch & anti-fog coatings
- Light weight yet durable polyurethane frame
- Engineered frame design increases field of view providing massive peripheral vision

FEATURES

- Quick change replacement lens
- Premium multilayer face foam provides superior moisture management and a tight seal
- Outriggers provide optimal fit
- Optional accessories and lens colours available
- Removable nose guards

FIT

- 45mm adjustable double buckle strap for easy goggle tension adjustment
- Non-slip silicone on inside of strap ensures a secure fit to your helmet

INCLUDED

- Snow Nose Guard
- Microfiber Goggle Bag



GREY/RED
W/ RED MIRROR LENS



BLACK/BLUE
W/ BLUE MIRROR LENS



BLACK/PINK
W/ PINK MIRROR LENS

Part No.	Description	Code	Keyword
420-0131	Grey/Red - Red Mirror	B	15
420-0132	Black/Blue - Blue Mirror	B	15
420-0136	Black/Pink - Pink Mirror	B	15
420-0138	Black/White - Silver Mirror	B	15



BLACK/WHITE
W/ SILVER MIRROR LENS

FLY SNOW GOGGLES

FOCUS SNOW GOGGLE

CONSTRUCTION

- Dual – Pane Polycarbonate snow lens with premium anti-scratch & anti-fog coatings
- Engineered frame design increases field of view providing massive peripheral vision
- Light weight yet durable polyurethane frame

FEATURES

- Premium three-layer face foam provides excellent moisture management & a tight seal
- Quick change replacement lens
- Optional accessories and lens colours available
- Removable nose guards

FIT

- 40mm adjustable double buckle strap for easy goggle tension adjustment
- Non-slip silicone on inside of strap ensures a secure fit to your helmet

INCLUDED

- Snow Nose Guard
- Microfiber Goggle Bag



BLACK/WHITE
W/ CLEAR LENS

YOUTH SIZES AVAILABLE



RED/GREY
W/ RED MIRROR LENS



HI-VIS/TEAL
W/ SMOKE LENS



PURPLE/BLACK
W/ BLUE LENS



GREY/BLUE
W/ BLUE MIRROR LENS



GREEN/HI-VIS
W/ GREEN MIRROR LENS



BLUE/BLACK
W/ BLUE LENS

YOUTH SIZES AVAILABLE

Part No.	Description	Code	Keyword	Part No.	Description	Code	Keyword
420-0140	Black/White - Clear	B	15	420-0144	Green/Hi-Vis - Green Mirror	B	15
420-0141	Red/Grey - Red Mirror	B	15	420-0146	Purple/Black - Blue	B	15
420-0142	Grey/Blue - Blue Mirror	B	15	420-0150	Youth Black/White - Clear	B	15
420-0143	Hi-Vis/Teal - Smoke	B	15	420-0152	Youth Blue/Black - Blue	B	15

YOUTH SIZES AVAILABLE



FOCUS, ZONE, AND ZONE PRO SNOW GOGGLE REPLACEMENT LENSES

Part No.	Description	Code	Keyword	Part No.	Description	Code	Keyword
420-0280	Snow Lens Clear With Vents	B	15	420-0291	Snow Lens Red/Brown With Vents	B	15
420-0281	Snow Lens Red/Amber With Vents	B	15	420-0295	Snow Lens Sliver Mirror/Smoke With Vents	B	15
420-0282	Snow Lens Blue/Blue With Vents	B	15	420-0296	Snow Lens Polarized/Rose With Vents	B	15
420-0284	Snow Lens Yellow With Vents	B	15	420-0297	Snow Lens Polarized/Orange With Vents	B	15
420-0285	Snow Lens Smoke With Vents	B	15	420-0299	Snow Lens Polarized/Smoke With Vents	B	15
420-0287	Snow Lens Orange/Smoke With Vents	B	15				

GOGGLE GARAGE

DIMENSION

- 5.5" H x 10.5" W x 16" L

CONSTRUCTION

- Durable PVC backed polyester ripstop
- YKK® Zippers – industry standard, abrasion resistant zippers
- Molded carrying handle
- Crush resistant case

FEATURES

- Five goggle storage slots
- Five lens storage pockets
- Fully adjustable storage slots
- Pocket for accessories and lenses
- 180° adjustable lid
- Hang loop conveniently hangs case on wall hook while in use



Part No.	Description	Code	Keyword
36-07139	Goggle Garage	B	17

SHOWN OPEN



SPX SNOW GOGGLES

ELECTRIC GOGGLES


STRONG 8 MAGNET SYSTEM MAKES LENS SWAPPING QUICK AND EASY

HEATED

- Heated double anti-fog lens technology
- Additional electric heated clear double lens included for night riding
- Extended triple density foam for precise fit
- Cloth goggle bag included
- 12V power cord included
- Optional battery and charger available



OPTIONAL ELECTRIC LENSES



ELECTRIC HEATED GOGGLES

Part No.	Description	Code	Keyword
420-6500E	SPX Heated Magnetic Goggle Smoke	B	15
420-6501E	SPX Heated Magnetic Goggle Yellow	B	15
420-6502E	SPX Heated Magnetic Goggle Mirror	B	15

OPTIONAL ELECTRIC HEATED LENSES

Part No.	Description	Code	Keyword
420-6510	SPX Magnetic Clear Electric Lens	B	15
420-6511	SPX Magnetic Smoke Electric Lens	B	15
420-6512	SPX Magnetic Yellow Electric Lens	B	15
420-6513	SPX Magnetic Mirror Electric Lens	B	15

OPTIONAL BATTERY PACK & CHARGER

- 3000 mAh Lithium-Ion battery pack
- Adjustable heat settings
- Stores in your pocket to allow your goggle to remain lightweight
- Includes charger

* For use with electric heated goggles only

Part No.	Description	Code	Keyword
420-6509	SPX Heated Goggle Battery Pack & Charger	C	15



SPX GOGGLES



DOUBLE LENS GOGGLES

STRONG 8 MAGNET SYSTEM MAKES LENS SWAPPING QUICK AND EASY



NON HEATED

- Double anti-fog lens technology
- Additional clear double lens included for night riding
- Extended triple density foam for precise fit
- Cloth goggle bag included



OPTIONAL DOUBLE LENSES



DOUBLE LENS NON-HEATED GOGGLES

Part No.	Description	Code	Keyword
420-6500D	SPX Magnetic Goggle Smoke	B	15
420-6501D	SPX Magnetic Goggle Yellow	B	15
420-6502D	SPX Magnetic Goggle Mirror	B	15
420-6503D	SPX Magnetic Goggle Pink	B	15

OPTIONAL DOUBLE NON-HEATED LENSES

Part No.	Description	Code	Keyword
420-6520	SPX Magnetic Clear Double Lens	B	15
420-6521	SPX Magnetic Smoke Double Lens	B	15
420-6522	SPX Magnetic Yellow Double Lens	B	15
420-6523	SPX Magnetic Mirror Double Lens	B	15
420-6524	SPX Magnetic Pink Double Lens	B	15



ZOAN GOGGLES

Part No.	Description	Code	Keyword
420-6401	Zoan Goggle Double Lens Red Mirror	B	15
420-6402	Zoan Goggle Double Lens Blue Mirror	B	15
420-6404	Zoan Goggle Double Lens Hi-Vis Mirror	B	15
420-6405	Zoan Goggle Double Lens White Mirror	B	15
420-6406	Zoan Goggle Double Lens Pink Mirror	B	15
420-6410	Zoan Goggle Double Lens Black Mirror	B	15

ZOAN REPLACEMENT LENSES

Part No.	Description	Code	Keyword
420-6490	Zoan Double Lens Mirror Silver	B	15
420-6491	Zoan Double Lens Mirror Red	B	15
420-6492	Zoan Double Lens Mirror Iridium	B	15
420-6493	Zoan Double Lens Clear	B	15
420-6494	Zoan Double Lens Dark Smoke	B	15
420-6495	Zoan Tear Off Pack(10)	B	15

TEKVEST RACE WEAR

SX PROLITE TEKVEST

- Diamond plate panels designed and tested with our friends at Sportech - makers of the Cobra windshields
- All exposed plastic panels are vinyl graphics-ready for racer name & number.
- Meets or exceeds all ISR rules - shoulder pads included
- Can be worn under or over a jacket or jersey - 4" of waist adjustment - will not ride up or tap your helmet!
- Runs coolest when worn on the outside. (Remove jacket and run 30 degree F cooler @ 20 degree F).
- They fit on the big side so do not up size your order.
- Diamond Plate made by SPORTECH™

Size	Part. No	Code	Keyword
Pee-Wee	480-9500	D	15
Kids	480-9501	D	15
Youth	480-9502	D	15
XSmall	480-9513	D	15
Small	480-9514	D	15
Medium	480-9515	D	15
Large	480-9516	D	15
XLarge	480-9517	D	15

YOUTH SIZES AVAILABLE



"MAX" TEKVEST

Tekrider is pleased to announce the introduction of an exciting new Tekvest for use in endurance riding. It features a modified neck opening allowing the rider to don the vest with a helmet and/or brace already in place.

- Can be worn with any neck brace.
- Increased airflow and "Coolmax" lining for improved rider comfort.
- Developed last season and will be available in limited quantities direct from Tekvest only.
- Can be worn with or without a protective neck brace.
- This model incorporates Tekrider's race-proven ventilated soft armor configuration, with its Ultra High Molecular Weight (UHMW) plastic laminate.

Size	Part. No	Code	Keyword
XSmall	480-9523	D	15
Small	480-9524	D	15
Medium	480-9525	D	15
Large	480-9526	D	15
XLarge	480-9527	D	15



FREESTYLE TEKVEST

- The "FREESTYLE": our entry level model - lightest - best value!
- A great cross-over product for ATV, Dual Sporters and Mountain Snowmobilers.
- Optional quick-attach shoulder pads are available. Meets or exceeds ISR race rules.
- With TEK4D-360° Coverage

YOUTH SIZES AVAILABLE

Size	Part. No	Code	Keyword
Youth	480-9102	D	15
XSmall	480-9103	D	15
Small	480-9104	D	15
Medium	480-9105	D	15
Large	480-9106	D	15
XLarge	480-9107	D	15
2XLarge	480-9108	D	15

SIZING CHART

Size	Weight (lbs)
Youth	70-100
XSmall	100-130
Small	130-150
Medium	150-185
Large	185-210
XLarge	210-240
2XLarge	240-270
3XLarge	270-300
4XLarge	300-325



SUPER SPORT TEKVEST

- The "SUPER SPORT": our most versatile trail model! With TEK4D-360° Coverage
- Zip-off fleece collar-standard. Diffuses rising body heat and significantly reduces fogging.
- Convenient front zipper access and handy reverse-entry, 2-stage pocket design.
- Optional quick-attach shoulder pads are available. Meets or exceeds ISR race rules.

YOUTH SIZES AVAILABLE

Size	Part. No	Code	Keyword
Youth	480-9202	D	15
XSmall	480-9203	D	15
Small	480-9204	D	15
Medium	480-9205	D	15
Large	480-9206	D	15

Size	Part. No	Code	Keyword
XLarge	480-9207	D	15
2XLarge	480-9208	D	15
3XLarge	480-9209	D	15
4XLarge	480-9209X	D	15



TEKRIDER
since 1988

TERMS & INDEX

NEW

HELMETS

HELMET ACCESSORIES

APPAREL

ACCESSORIES

TRACKS & SUSPENSION

STEERING

TRANS MISSION

PLOW & WINCH

WIND SHIELDS

BRAKES & CARB.

ENGINE PARTS

ELECTRICAL

TRAILER

CHEMICALS

TECH & TOOLS

P.O.P

PROTECTIVE GEAR



REVEL ROOST GUARD

CONSTRUCTION

- Revolutionary BioFoam® chassis attachment system eliminates injury-causing plastic rivets and utilizes soft plastics and TPR rubbers without high points that could injure in the event of an impact
- Air channels molded into the BioFoam allow hot air to escape

FEATURES

- Full upper torso plastic roost deflector
- Neck brace compatible design: simply slide underneath the plastics or remove the plastic panels on the chest and back depending upon neck brace design
- Removable thermoformed soft BioFoam chassis for increased comfort and easy washing
- Multiple vents for maximum airflow

FIT

- Adjustable shoulder straps for a custom comfortable fit
- Easy-to-use waist belt buckles integrated into the chest plastic
- Low-profile design can be worn under jersey

REVEL ROOST RACE GUARD



REVEL ROOST OFF-ROAD GUARD



Colour	Part No.	Code	Keyword
White Race	48-70090	B	15
Black Race	48-70080	B	15
White Off-Road	48-70095	B	15
Black Off-Road	48-70085	B	15

Colour	Part No.	Code	Keyword
Youth Black Race	48-70082	B	15
Youth White Race	48-70092	B	15

YOUTH SIZES AVAILABLE



PROTECTIVE GEAR



BARRICADE ZIP VEST

CONSTRUCTION

- Perforated EVA (Ethylene Vinyl Acetate) foam padding in the chest and kidney areas
- CE approved flexible E3T™ memory foam back protector
- Back protector certified to EN1621-2 Level 1
- Flatlock stitch seam construction for added comfort

FEATURES

- Body contoured front area to fit best in riding position
- Highly breathable, open mesh
- Removable chest and back padding

FIT

- Center zip on chest makes for easy on and off
- Slim-fitting



Back



Front

BARRICADE ZIP VEST

Colour	SM/MD	LG/XL	Code	Keyword
Black	48-07311	48-07312	B	15

BARRICADE PULLOVER VEST

CONSTRUCTION

- Dual layer perforated and thermoformed EVA (Ethylene Vinyl Acetate) foam padding in the chest shields from painful roost and branches
- Stretch mesh main construction

FEATURES

- Body contoured front area to fit best in a riding position
- Highly breathable
- Ultra-lightweight

FIT

- Shirt style pullover design
- Slim-fitting



BARRICADE PULLOVER VEST

Colour	Youth	SM/MD	LG/XL	Code	Keyword
Black	48-07313	48-07314	48-07315	B	15

PROTECTIVE GEAR



BARRICADE LONG SLEEVE SUIT

CONSTRUCTION

- CE Approved E3T PU foam pads in the back, shoulders and elbows
- Perforated EVA foam padding in the chest, kidney and biceps
- Back pad certified to EN1621-2 Level 1
- Limb pads certified to EN1621-1 Level 1
- Flatlock stitching used for comfort
- Highly breathable open mesh

FEATURES

- Body contoured front area to fit best in a riding position
- Removable chest and back padding
- Highly breathable

FIT

- Center zip on chest for easy on and off
- Slim-fitting

YOUTH SIZES AVAILABLE



Back



Front

BARRICADE LONG SLEEVE VEST

Colour	Youth	SM	MD	LG	XL	2XL	Code	Keyword
Black	48-705200	48-705204	48-705205	48-705206	48-705207	48-705208	B	15

BARRICADE COMPRESSION SHORTS

CONSTRUCTION

- Multi-panel technical fabric main construction is highly breathable and provides a great fit

FEATURES

- Low profile light weight padded under short for all riding styles
- Thermoformed and perforated lightweight EVA (Ethylene Vinyl Acetate) foam padding in strategic positions to support hips, thighs and tailbone

FIT

- Long leg-length with gripper elastic band provides a secure
- Ultra-comfort waist band



Back



Front

BARRICADE COMPRESSION SHORTS

Colour	S	M	L	XL	Code	Keyword
Black	48-07694	48-07695	48-07696	48-07697	B	15

TERMS & INDEX
NEW
HELMETS
HELMET ACCESSORIES
APPAREL
ACCESSORIES
TRACKS & SUSPENSION
STEERING
TRANS MISSION
PLOW & WINCH
WIND SHIELDS
BRAKES & CARB.
ENGINE PARTS
ELECTRICAL
TRAILER
CHEMICALS
TECH & TOOLS
P.O.P

PROTECTIVE GEAR



BARRICADE COMPRESSION KIDNEY BELT

CONSTRUCTION

- Supportive perforated and thermoformed EVA foam support panels for a conforming yet comfortable fit

FEATURES

- Ergonomically designed for maximum stability of the torso and lower back

FIT

- Dual elastic waistband for a secure and precise fit



Colour	Youth	S	M	Code	Keyword
Black	48-07300	48-07301	48-07302	B	15

YOUTH SIZES AVAILABLE

BARRICADE FLEX ELBOW GUARDS

CONSTRUCTION

- Impact-resistant ABS plastic construction
- Perforated BioFoam® padding increases airflow

FEATURES

- Wrap-around foam padding extends to the sides of your legs for better coverage
- Calf pad adds comfort
- Sold as a set

FIT

- Three adjustable straps for best fit



Size	Part No.	Code	Keyword
Adult	48-07308	B	15

BARRICADE ELBOW GUARDS

CONSTRUCTION

- Impact-resistant plastic shell
- Lycra® laminated BioFoam

FEATURES

- Two adjustable straps



YOUTH SIZES AVAILABLE

Size	Part No.	Code	Keyword
Mini	48-07307	B	15
Youth	48-07309	B	15
Adult	48-07310	B	15

BARRICADE FLEX KNEE GUARDS

CONSTRUCTION

- Impact-resistant ABS plastic construction
- Perforated BioFoam® padding increases airflow

FEATURES

- Wrap-around foam padding extends to the sides of your legs for better coverage
- Calf pad adds comfort
- Sold as a set

FIT

- Three adjustable straps for best fit



YOUTH SIZES AVAILABLE

Size	Part No.	Code	Keyword
Youth	48-07303	B	15
Adult	48-07304	B	15

BARRICADE KNEE GUARDS

CONSTRUCTION

- Impact-resistant plastic shell
- Lycra® laminated BioFoam®

FIT

- Two adjustable straps



YOUTH SIZES AVAILABLE

Size	Part No.	Code	Keyword
Youth	48-07305	B	15
Adult	48-07306	B	15

5 PIVOT KNEE GUARD

- 5 Pivot design, with unique ergonomic shin pivot Knee guard moves with your leg front-to-back, as well as, side-to-side
- Shin, knee, and lower thigh coverage throughout full range of leg movement
- 12-point ventilation system
- High impact, floating knee cup with stretch knee panel for added comfort
- Pivoting quick release strap design
- Aluminum hardware
- Impact foam and mesh components line the inside of the knee guard for a plush feel

Colour	Part No.	Code	Keyword
Black	48-07600	B	15



TERMS & INDEX
NEW
HELMETS
HELMET ACCESSORIES
APPAREL
ACCESSORIES
TRACKS & SUSPENSION
STEERING
TRANS MISSION
PLOW & WINCH
WIND SHIELDS
BRAKES & CARB.
ENGINE PARTS
ELECTRICAL
TRAILER
CHEMICALS
TECH & TOOLS
P.O.P

THE SNOW PARTS EXPERTS

SPX



ACCESSORIES

2022 SNOW CATALOGUE

RAM MOUNTING SYSTEMS

CODE = B
KEYWORD = 17


RAM utilizes a patented rubber ball and socket design which isolates and dampens shock.

This design allows user to mount to just about anything, anywhere on your recreation vehicles.

- Mounts are made of marine grade Aluminum with a powder coated finish, stainless steel hardware and Nitrile balls.
- Backed by a LIFETIME manufacturer's warranty

4 STEPS TO CONFIGURING YOUR MOUNTS:

STEP 1 PICK A
Base
STEP 2 PICK AN
Arm
STEP 3 PICK AN
Adapter
STEP 4 PICK A
Cradle


Step 1 Base

Gamma Part No.	Ram Part No.	Descriptions
34-08000	RAM-B-367	New hardware replaces most M8 size bolts and provides a 1" diameter ball to mount from. Comes with the following bolts, M8 x 55 bolt (1.25 thread pitch), M8 x 60 bolt (1.25 thread pitch), M8 x 65 bolt (1.25 thread pitch).
34-08001	RAM-B-342	Consists of a fork stem motorcycle base that fits .5" to 1.10" diameter holes and provides a 1" diameter rubber ball to mount off of.
34-08002	RAM-B-309-7	Will connect to a handlebar that is from .5" to 1.25" in diameter or the brake/clutch reservoir clamp. Provides a 1" diameter rubber ball to mount off of.
34-08003	RAM-B-231Z	Motorcycle handlebar base designed to mount on rail that are 0.5" to 1.25" in Diameter and provides a 1" diameter rubber ball to mount from.
34-08004	RAM-B-272	Consists of a 1" diameter ball and base with an offset 9mm hole.
34-08005	RAM-B-252	Consists of a 2.25" x 0.875" base with 11mm hole provides a universal platform to mount on using a 1" diameter rubber ball
34-08006	RAP-B-378	Consists of a 2.5" composite base that connects to a 1" ball, double-sided adhesive PSA stick pad and sealed alcohol prep pad
34-08007	RAM-B-236U	Consists of a 1" rubber ball connected to a 3/8"-16 threaded post.
34-08008	RAM-B-345	Brake/clutch reservoir cover base fits cleanly over your existing reservoir cover with the 1" ball centered.
34-08009	RAM-B-346	Fits cleanly over your brake/clutch reservoir cover using the existing hardware and comes with the 1" ball offset to mount off of
34-08010	RAM-B-360	Compatible with numerous 1" ball mount systems. The Twist and Tilt™ Mount includes the following male threaded screws: M10 x 1.25 x 20mm, M10 x 1.25 x 40mm, M8 x 1.25 x 20mm, M8 x 1.25 x 40mm
34-08011	RAM-B-309-3U	Motorcycle 1" Ball Adapter for Brake/Clutch Reservoir Base
34-08012	RAM-B-108B	V-Shape Base with 1" Ball for Rails and Yokes. Accommodates rails from 1.0" to a maximum of 2.1" in diameter.
34-08014	RAM-B-349U	Includes a M10 X 1.25 Pitch Male Thread with 1" Ball
34-08015	RAM-B-231Z-2NUBU	Rail Base with ATV/UTV Strap & 1" Ball for Rails 1.57" to 3.15" in Diameter
34-08016	RAM-B-231CHU	1" rubber ball designed to sit at right angles to the mounting rail. The rust proof metal u-bolt accommodates rails in diameter from 0.5" to 1" in diameter. The base also includes black cover caps to be placed over the exposed ends of the u-bolt.
34-08017	RAM-B-309-1CHU	1" diameter mounting ball. The chrome base fits the control clamps on your motorcycle with 40mm x 6mm stainless steel hardware, provided in the kit
34-08018	RAM-B-309-2CHU	Connects to your handlebar clutch/brake clamp, left or right side, and holds two 1" diameter mounting ball. The ball that is connected between the hole centers is removable.
34-08019	RAM-B-231-1CHU	1" rubber ball designed to sit at right angles to the mounting rail. The rust proof metal u-bolt accommodates rails in diameter from 1" to 1.25" in diameter.
34-08020	RAP-B-400U	The Tough-Claw™ can be clamped on rails from 0.625" - 1.5" outer diameter. Ideal for mounting tablets, action cameras, smartphones, rod holders for rod storage and much more in a wide variety of applications. Perfectly suited for mounting on the yoke of an aircraft, handlebars and seat posts of bicycles, kayak rails, roll bars and much more
34-08021	RAM-B-224-1U	3.3" diameter suction cup twist lock base that is connected to the (RAM-B-238U), diamond base with 1" rubber ball. The suction cup is designed to have an extra strong hold on any smooth non-porous surface, but for best result, mount the suction cup on a glass or non-porous plastic surface.
34-08022	RAM-B-411U	Gas Tank Base with 1" Ball for BMW and Kawasaki Motorcycles
34-08023	RAM-B-410U	Gas Tank Base with 1" Ball for Honda, Suzuki, KTM, Yamaha and Victory Motorcycles
34-08024	RAP-B379U-M616	Consists of a 1" diameter rubber ball, connected to a M6-1X 6mm male threaded post *Ideal for Polaris Slingshot
34-08025	RAP-B-299-4U	The RAM Stubby™ cup holder base is designed with a patented RAM 1" diameter rubber ball. The RAM ball and socket system allows for articulation at both ends of the double socket arm creating almost infinite adjustment and perfect viewing angles.
34-08026	RAM-B-408-112-15U	The RAM® Torque™ handlebar and rail mounting base has a 1" rubber ball and accommodates bars 1 1/8" to 1 1/2" in diameter. Sizing inserts are included to provide a snug fit and protection of the rail. The mount utilizes nylon-insert locknuts to prevent loosening in high vibration environments.
34-08027	RAM-B-309-2U	The RAM® Motorcycle Brake/Clutch Reservoir Double Ball Base Connects to your handlebar clutch/brake clamp, left or right side, and holds two 1" diameter mounting ball. The ball that is connected between the hole centers is removable. The base fits the control clamps on your motorcycle with 40mm x 6mm stainless steel hardware, provided in the kit. To see if the RAM-B-309-2 base will mount to your motorcycle, check the hole spacing of the base against your clutch/brake reservoir. The holes centers have a minimum width of 0.94" and a maximum of 1.58".
34-08028	RAM-B-309-1U	The RAM® Motorcycle Brake/Clutch Reservoir Ball Base connects to your handlebar clutch/brake clamp, left or right side, and holds one 1" diameter mounting ball. The base fits the control clamps on your motorcycle with 40mm x 6mm stainless steel hardware, provided in the kit. To see if the RAM-B-309-1U base will mount to your motorcycle, check the hole spacing of the base against your clutch/brake reservoir. The holes centers have a minimum width of 0.94" and a maximum of 1.58".
34-08206	RAM-B-202CHU	1" diameter rubber ball connected to a flat 2.5" diameter base. This mount has pre-drilled holes, including the universal AMPS hole pattern.
34-08206	RAM-B-238CHU	1" diameter rubber ball connected at right angles to a 2.43" x 1.31" diamond base. The base has two holes 1.912" from center to center, positioned at both ends of the diamond base.
34-08207	RAM-B-202CHU	1" diameter rubber ball connected to a flat 2.5" diameter base. This mount has pre-drilled holes, including the universal AMPS hole pattern.
34-08209	RAP-B-379-HA1U	The RAM® Tough-Ball™ Mirror Base for Harley-Davidson Motorcycles consists of a 1/4"-20 X 1" thread, connected to a 1" diameter ball, female blind barrel nut and nylon washer.
34-08502	RAM-202	Consists of a 1.5" diameter rubber ball connected to a 2.5" universal AMPS hole pattern
34-08517	RAM-202CNSU	1.5" diameter rubber ball connected to a flat 2.5" diameter base with 3/8"-16 female threaded hole. This mount has pre-drilled holes, including the universal AMPS hole pattern.

Step 1 Base



TERMS & INDEX

NEW

HELMETS

HELMET ACCESSORIES

APPAREL

ACCESSORIES

TRACKS & SUSPENSION

STEERING

TRANS MISSION

PLOW & WINCH

WIND SHIELDS

BRAKES & CARB.

ENGINE PARTS

ELECTRICAL

TRAILER

CHEMICALS

TECH & TOOLS

P.O.P



34-08000



34-08001



34-08002



34-08003



34-08004



34-08005



34-08006



34-08007



34-08008



34-08009



34-08010



34-08011



34-08012



34-08014



34-08015



34-08016



34-08017



34-08018



34-08019



34-08020



34-08021



34-08022 - 34-08023



34-08024



34-08025



34-08026



34-08027



34-08028



34-08206



34-08207



34-08209



34-08502



34-08517



Step 2 Arms



Gamma Part No.	Ram Part No.	Descriptions
34-08100	RAM-B-201-A	Short Double Socket Arm for 1" Ball Bases (Overall Length: 2.38") Socket-To-Socket Length: 2"
34-08101	RAM-B-201	Double Socket Arm for 1" Ball Bases. Overall Length: 3.69" Socket-To-Socket Length: 3"
34-08102	RAM-B-201-C	Long Double Socket Arm for 1" Ball Bases. Overall Length: 6" Socket-To-Socket Length: 5.1875"
34-08103	RAP-B-200-2	Consists of double 1" diameter open ball sockets with a 360° rotation point at the center and a connecting swivel joint that rotates forward and back 180° Double Socket Swivel Arm for 1" Ball Bases (Overall Length: 6.25")
34-08104	RAM-B-201CHU	Chrome double socket arm, has a socket at both ends that accommodates 1" ball bases.
34-08105	RAM-B-201-ACHU	Short chrome double socket arm, has a socket at both ends that accommodates 1" ball bases.
34-08400	RAM-KNOB3L	A single spring inside the arm opens the end sockets, allowing you to pivot the ball and socket connection. Locking knob, includes a brass 1/4"-20 thread, for 1" (B size) socket arms; this allowing you to disengage the screwing of the knob.
34-08401	RAM-B-230	Double ball joiner, consists of a 1" rubber ball on both ends that allow the connection of two 1" socket arms. When measured from ball center to ball center the arm length is 1.75"
34-08600	RAM-201	Standard Length Double Socket Arm for 1.5" Ball Bases. Overall Length: 5.625" Socket-To-Socket Length: 4.5"
34-08601	RAM-201-B	Short double socket arm, has a socket at both ends that accommodates 1.5" ball bases. Overall Length: 3.5" Socket-To-Socket Length: 2.25"
34-08602	RAM-201-D	Long double socket arm, has a socket at both ends that accommodates 1.5" ball bases. Overall Length: 9.125" Socket-To-Socket Length: 8"
34-08603	RAM-D-201U	Standard size double socket arm, has a socket at both ends that accommodates 2.25" ball bases. Overall Length: 8.375" Socket-To-Socket Length: 6.5625"
34-08604	RAM-D-201U-C	Short double socket arm, has a socket at both ends that accommodates 2.25" ball bases. Overall Length: 5.0625" Socket-To-Socket Length: 3.1875"

TERMS & INDEX
NEW
HELMETS
HELMET ACCESSORIES
APPAREL
ACCESSORIES
TRACKS & SUSPENSION
STEERING
TRANS MISSION
PLOW & WINCH
WIND SHIELDS
BRAKES & CARB.
ENGINE PARTS
ELECTRICAL
TRAILER
CHEMICALS
TECH & TOOLS
P.O.P



Step 3 Adapters



34-08200



34-08201



34-08202



34-08203



34-08204

Camera Not Included With Purchase Of Product



34-08205



34-08208



34-08402



34-08404



34-08403

Note: When purchasing a RAM cradle, make sure to purchase the "Required Adapter" to complete the mounting kit.

Gamma Part No.	Ram Part No.	Descriptions
34-08200	RAM-B-202	Consists of a 1" diameter rubber ball connected to a flat 2.5" diameter base. This mount has pre-drilled holes, including the universal AMPS hole pattern.
34-08201	RAM-B-238	2.43" x 1.31" Diamond Base with 1" Ball. Consists of a 1" diameter rubber ball connected at right angles to a 2.43" x 1.31" diamond base. The base has two holes 1.912" from center to center, matches the industry standard AMPS hole pattern and will connect to a large variety of RAM Mount and third party cradles.
34-08202	RAP-B-366	Universal camera and camcorder base, consists of a 1" diameter rubber ball, connected to a round plate with 1/4"-20 camera thread.
34-08203	RAM-B-202A	Universal camera and camcorder base, consists of a 1" diameter rubber ball, connected to a 2.5" diameter round plate with 1/4"-20 camera thread.
34-08204	RAP-B-202-GOP1	Consists of a 1" diameter rubber ball, connected to a custom GoPro® adapter. The adapter attaches directly to the under-side of the camera, replacing the factory mounting bracket.
34-08205	RAM-B-347U	Base consists of a 1" diameter rubber ball connected at right angles to a 2" x 1.7" square base. The base has four pre-drilled holes at each corner, making the universal 1.5 x 1.188 (hole spacing) AMPS hole pattern.
34-08208	RAM-HOL-ROTO1U	Adapter Plate - Easy turn of tablet for optimum viewing points in landscape and portrait mode. No need for loosening and tightening of double socket arm knob to reposition tablet. Round adapter plate contains multiple mounting hole patterns for all RAM tablet cradles. Compatible with all 1/1.5 bases/mounts with AMPS hole pattern or diamond hole pattern
34-08402	RAP-326	Utilizing a quick release male to female union. Mate an EZY-Mount™ male or female component to any RAM cradle or device with the standard AMPS hole pattern. 1" Rubber Ball "B" Size
34-08403	RAP-326MU	EZY-Mount™ Quick Release Male
34-08404	RAP-326FU	EZY-Mount™ Quick Release Female Adapter



Step 4 Cradles

Note: When purchasing a RAM cradle, an adapter is needed for the back of the cradle to make it usable with the socket arm.

Gamma Part No.	Ram Part No.	Descriptions
34-08300	RAM-B-132BU	Self-Leveling Cup Holder with 1" Ball & Cozy
34-08302	RAM-HOL-UN4	Designed to hold a large amount of cell phones and electronic devices up to 3.5" wide and 6" tall. The holder comes with (3 sets) of four flexible rubber coated fingers
34-08303	RAM-HOL-UN7B	The X-Grip universal cell phone holder works with devices that are up to 3.25" wide and comes with a 1" diameter rubber ball
34-08304	RAM-HOL-PD3	Spring tensioned cradle that holds devices from 2.25" - 3.25" wide and 4.75" - 6.25" tall
34-08305	RAM-HOL-SPO2	Cradle Holder for the SPOT IS™ Satellite GPS Messenger & Satellite GPS Messenger
34-08306	RAM-HOL-GA35	Device specific cradle for the nuvi 1440, 1450 & 1490T
34-08307	RAM-HOL-GA32	Cradle Holder for the Garmin nuvi 220, 500, 510, 550 & zumo 220
34-08308	RAM-HOL-GA25	Cradle Holder for the Garmin nuvi 200W, 205W, 250W, 255W, 260W, 265W, 265WT, 285WT, 2455LMT, 2475LT, 2495LMT & 465T
34-08309	RAM-HOL-GA16	Cradle Holder for the Garmin eTrex Legend C, Legend Cx, Legend HCx, Venture Cx, Venture HC, Vista C, Vista Cx & Vista Hcx
34-08310	RAM-HOL-AQ7-2C	With the introduction of the AQUA BOX® Pro, you have access to side buttons and full use of the touchscreen. Holds Smartphones up to 5.38" (H) x 2.8" (W) x 0.55" (D) (Depth will flex). Comes with lanyard, button & belt clip
34-08311	RAM-HOL-AQ7-1C	With the introduction of the AQUA BOX® Pro, you have access to side buttons and full use of the touchscreen. Holds Smartphones up to 4.58" (H) X 2.46"(W) X 0.47"(D) (Depth will flex). Comes with lanyard, button & belt clip
34-08312	RAM-HOL-AQ6	Weather proof box with clear screen that holds devices up to 6"(W), 4"(H), 1.75"(D)
34-08313	RAM-HOL-AP9	Cradle for the Apple iPhone 4 & iPhone 4S WITHOUT CASE, SKIN OR SLEEVE
34-08314	RAM-HOL-AQ2	Weather proof box with clear screen that holds devices up to 2.88"(W), 5.75"(H), 1.88"(D)
34-08316	RAM-HOL-GA12	Cradle Holder for the Garmin Astro 220, GPS 60, GPSMAP 60, 60C, 60CS, 60CSx and 60Cx
34-08317	RAM-HOL-GA24	Cradle Holder for the Garmin nuvi 200, 205, 250, 255, 260, 265T & 270
34-08318	RAM-HOL-GA34	Cradle Holder for the Garmin nuvi 1300, 1310T, 1350, 1350T, 1370T, 1390, 1390T, 2455LT, 2455LMT, 2475LT & 2495LMT
34-08319	RAM-HOL-GA41U	Cradle Holder for the Garmin Astro 320, GPSMAP 62, 62s, 62sc, 62st & 62stc
34-08320	RAM-HOL-T05	Cradle Holder for the TomTom ONE XL & XLS
34-08321	RAM-HOL-AP11U	Designed to hold the Apple iPhone® 5 without case, skin or sleeve
34-08322	RAM-HOL-GA50U	Cradle for the Garmin nuvi 50 & 50LM
34-08324	RAM-HOL-GA46U	Cradle Holder for the Garmin Montana 600, 650 & 650t
34-08325	RAM-HOL-UN10BU	Universal X-Grip® IV Large Phone/Tablet Holder with 1" Ball. Holder Dimensions: Minimum Width = 1.75" Maximum Width = 4.5"
34-08326	RAM-HOL-UN8BU	Universal X-Grip® II Tablet Holder with 1" Ball for Small Tablets including the iPad mini. Holder Dimensions: Minimum Width = 2.25" (Devices 2.25" in width must be a minimum of 7" in height to fit) Maximum Width = 5.75" Depth = 0.875"
34-08331	RAM-B-202-UN9U	Consists of a composite spring loaded cradle, expandable grip arms, additional bottom support keepers and 1" ball base adapter. Included are extra easy access grip knobs, located on the back of the cradle for quick release of your tablet. Expands and contracts for perfect fit of most 10" tablets with or without sleeves, as well as some smaller tablets.
34-08332	RAM-HOL-UN11U	Holder expands and contracts for perfect fit of most 10" and 12" tablets with or without sleeves, as well as some smaller tablets. This holder by RAM® consists of a composite spring loaded holder, expandable grip arms and additional bottom support keeper.
34-08333	RAM-HOL-GA48U	Compatible and interchangeable with a wide range of popular RAM Mounting products, this cradle is ready to compliment your GPS and become the most useful accessory in your vehicle. Included is a set of two nuts and bolts to connect the cradle to any RAM components or mounts that contain the universal AMPs hole pattern. Compatible with Garmin eTrex 10, 20, 30
34-08334	RAM-HOL-GA47U	Compatible and interchangeable with a wide range of popular RAM Mounting products, this cradle is ready to compliment your GPS and become the most useful accessory in your vehicle. Included is a set of two nuts and bolts to connect the cradle to any RAM components or mounts that contain the universal AMPs hole pattern. Compatible with Garmin Rino 610, 650, 655t
34-08335	RAM-HOL-UN7TU	Provides simple mounting and a secure hold for phones and tablets of all sizes.. The X-Grip Tether is recommended for out-of-cockpit applications where excessive wind and G-force could cause movement of the device within the holder. For Small Phones *Device and Grip not included
34-08336	RAM-HOL-UN10TU	Provides simple mounting and a secure hold for phones and tablets of all sizes.. The X-Grip Tether is recommended for out-of-cockpit applications where excessive wind and G-force could cause movement of the device within the holder. For Large Phones *Device and Grip not included
34-08337	RAM-HOL-UN8TU	Provides simple mounting and a secure hold for phones and tablets of all sizes.. The X-Grip Tether is recommended for out-of-cockpit applications where excessive wind and G-force could cause movement of the device within the holder. For Large Tablets *Device and Grip not included
34-08341	RAP-UN-CAP-4U	The RAP-UN-CAP-4U consists of (4 qty) post caps that are an accessory for all RAM X-Grip® cradles and mounts.
34-08348	RAM-HOL-GA76U	With the Garmin spine mount adapter, make any Garmin handheld device featuring an integrated spine connection RAM® Compatible™. This spine mount adapter easily clips into the integrated spine connection on a wide variety of Garmin devices. Hardware included.
34-08349	RAM-B-202-GA76U	With the Garmin spine mount adapter, make any Garmin handheld device featuring an integrated spine connection RAM® Compatible™. This spine mount adapter easily clips into the integrated spine connection on a wide variety of Garmin devices. For use in nearly any application, the included B size diamond base adapter and hardware allows you to connect your Garmin handheld to any RAM® B size mounting base.
34-08350	RAM-HOL-GA6U	RAM® Form-Fit Cradle for Garmin GPS 72, 76, 96, GPSMAP 72 & 76S consists of a high strength composite cradle and hole pattern that will allow the attachment to all RAM components or mounts that contain the universal AMPs hole pattern. Compatible and interchangeable with a wide range of popular RAM Mounting products, this cradle is ready to compliment your GPS and become the most useful accessory in your vehicle. Included is a set of two nuts and bolts to connect the cradle to any RAM components or mounts that contain the universal AMPs hole pattern.
34-08351	RAM-HOL-GA56U	RAM® EZ-Roll'r™ Cradle for Garmin nuvi 42, 42LM, 44 & 44LM consists of a high strength composite cradle and hole pattern that will allow the attachment to all RAM components or mounts that contain the universal AMPs hole pattern. Compatible and interchangeable with a wide range of popular RAM Mounting products, this cradle is ready to compliment your GPS and become the most useful accessory in your vehicle. Included is a set of two nuts and bolts to connect the cradle to any RAM components or mounts that contain the universal AMPs hole pattern.
34-08352	RAM-HOL-PD4U	RAM® Quick-Grip™ XL Large Phone Holder provides a secure fit for a variety of large phones and other devices. The adjustable side keepers ensure that devices like GPS units and Bluetooth speakers within the listed compatible dimensions will also fit in the holder. Included is a set of two nuts and bolts to attach the cradle to any RAM® components that contain the universal AMPs hole pattern, including RAM® diamond ball bases.

Step 4 Cradles



Note: When purchasing a RAM cradle, an adapter is needed for the back of the cradle to make it usable with the socket arm.
Phone/Gps Devices Not Included with Purchase of Product



34-08300



34-08302



34-08303



34-08304



34-08305



34-08306



34-08307



34-08308



34-08309



34-08310



34-08311



34-08312



34-08313



34-08314



34-08316



34-08317



34-08318



34-08319



34-08320



34-08321



34-08322



34-08324



34-08325



34-08326



34-08331



34-08332



34-08333



34-08334



34-08335



34-08336



34-08337 Tether Only



34-08341



34-08348



34-08349



34-08350



34-08351



34-08352

TERMS & INDEX
NEW
HELMETS
HELMET ACCESSORIES
APPAREL
ACCESSORIES
TRACKS & SUSPENSION
STEERING
TRANS MISSION
PLOW & WINCH
WIND SHIELDS
BRAKES & CARB.
ENGINE PARTS
ELECTRICAL
TRAILER
CHEMICALS
TECH & TOOLS
P.O.P



Step 4 Cradles- Wireless Charging Mounts



Gamma	Ram Part No.	Descriptions
34-08355	RAMB149Z-A-UN12W-V7M	Tough-Charge™ Waterproof Wireless Charging Mount. Waterproof Qi wireless phone charging cradle features spring-loaded RAM Quick-Grip design and 10W maximum output. Kit includes wireless charging cradle, B size diamond ball base, short double socket arm, U-bolt handlebar base, and hardwire charger. Made of powder-coated, marine-grade Aluminum, stainless steel components, and high-strength composite for durability and reliability in the most demanding environments.
34-08356	RAMB149Z-A-UN14W-V7M	Quick-Grip™ Waterproof Wireless Charging Handlebar Mount. Waterproof Qi wireless phone charging cradle features spring-loaded RAM Quick-Grip design and 10W maximum output. Kit includes wireless charging cradle, B size diamond ball base, short double socket arm, U-bolt handlebar base, and hardwire charger. Made of powder-coated, marine-grade Aluminum, stainless steel components, and high-strength composite for durability and reliability in the most demanding environments.
34-08359	RAMB400-A-UN12W-V7M	Tough-Charge™ Waterproof Wireless Charging Mount With Tough-Claw™ Waterproof Qi wireless phone charging cradle features spring-loaded RAM X-Grip technology and 10W maximum output. Kit includes wireless charging cradle, B size diamond ball base, short double socket arm, RAM Tough-Claw clamping base, and hardwire charger. Made of powder-coated, marine-grade Aluminum, stainless steel components, and high-strength composite for durability and reliability in the most demanding environments.
34-08360	RAMB400-A-UN14W-V7M	Quick-Grip™ Waterproof Wireless Charging Mount With Tough-Claw™ Waterproof Qi wireless phone charging cradle features spring-loaded RAM Quick-Grip design and 10W maximum output. Kit includes wireless charging cradle, B size diamond ball base, short double socket arm, RAM Tough-Claw clamping base, and hardwire charger. Made of powder-coated, marine-grade Aluminum, stainless steel components, and high-strength composite for durability and reliability in the most demanding environments.
34-08362	RAM-HOL-UN12WB-V7M	Tough-Charge™ Waterproof Wireless Charging Holder With Charger. Waterproof Qi wireless phone charging cradle features spring-loaded RAM X-Grip technology and 10W maximum output. Kit for motorcycles includes wireless cradle, B size diamond ball base, and hardwire charger; attaches to B size double socket arms. Made of powder-coated, marine-grade Aluminum, stainless steel components, and high-strength composite for durability and reliability in the most demanding environments.
34-08364	RAM-HOL-UN14WB-V7M	Quick-Grip™ Waterproof Wireless Charging Holder With Charger. Waterproof Qi wireless phone charging cradle features spring-loaded RAM Quick-Grip design and 10W maximum output. Kit includes wireless charging cradle, B size diamond ball base, and hardwire charger; attaches to B size double socket arms. Made of powder-coated, marine-grade Aluminum, stainless steel components, and high-strength composite for durability and reliability in the most demanding environments.

TERMS & INDEX
NEW
HELMETS
HELMET ACCESSORIES
APPAREL
ACCESSORIES
TRACKS & SUSPENSION
STEERING
TRANS MISSION
PLOW & WINCH
WIND SHIELDS
BRAKES & CARB.
ENGINE PARTS
ELECTRICAL
TRAILER
CHEMICALS
TECH & TOOLS
P.O.P



RAM[®] MOUNTS[®]

RAM FISHING ROD HOLDERS AND ACCESSORIES

RAM offers an extensive line of rod holders and mounting solutions for your next fishing adventure. Select a complete mounting kit, or customize your selection with a rod holder and base that will match the needs for you and your vessel.

RAM MOUNTING SOLUTIONS FOR ALL GPS DEVICES

RAM Mount offers GPS mounting solutions for practically any situation. Be it on a clean, smooth surface with a suction cup, a handlebar of a motorcycle, or a flat surface fastened with bolts or adhesive, RAM Mount rises to the occasion to provide an excellent mounting solution for wherever your adventure takes you. RAM Mounts are the perfect choice for securing Garmin, TomTom, Lowrance, Magellan and SPOT GPS devices because of their unique ability to absorb damaging shock and vibration. RAM GPS Mounts have been successfully tested and endorsed by: Lowrance, Garmin, Trimble, TomTom, Allied Signal, Rockwell, TRW, Northstar Technologies, Skyforce Avionics, VDO and others.



GAMMA
POWERSPORTS



GammaPowersports.com

DISTRIBUTED BY GAMMA POWERSPORTS. SEE YOUR LOCAL POWERSPORTS DEALER TO ORDER





Complete Kits

TERMS & INDEX

NEW

HELMETS

HELMET ACCESSORIES

APPAREL

ACCESSORIES

TRACKS & SUSPENSION

STEERING

TRANS MISSION

PLOW & WINCH

WIND SHIELDS

BRAKES & CARB.

ENGINE PARTS

ELECTRICAL

TRAILER

CHEMICALS

TECH & TOOLS

P.O.P

Gamma Part No.	Ram Part No.	Descriptions
34-08013	RAM-B-149Z	Handlebar Rail Mount with Zinc Coated U-Bolt Base for Rails from 0.5" to 1.25" in Diameter
34-08323	RAM-B-149Z-UN4	Handlebar Rail Mount with Zinc Coated U-Bolt Base and Universal Finger-Grip™ Holder. This mount is designed to hold the following devices: Cell Phones, 2-Way Radios, GPS Devices, The motorcycle mount makes attaching to handlebars, tubing, or railing a breeze. The RAM Composite Universal Finger Grip™ Holder is designed to hold a large amount of cell phones and electronic devices. The holder comes with (3 sets) of four flexible rubber coated fingers placed along sides to grip your device. Spine Plate Dimensions: 2.5W x 5.0H" Ball Size: 1" Rubber Ball "B" Size
34-08327	RAM-B-132RU	Handlebar Rail Mount with Zinc Coated U-Bolt Base, Self-Leveling Cup Holder & Cozy. Accommodates rails from 0.5" to 1.25" in diameter.
34-08328	RAM-B-149Z-UN7U	Consists of a zinc coated u-bolt base, double socket arm and universal X-Grip® holder. Included in this package is hardware that will accommodate rails from 0.50" to 1.25" in diameter. The base includes black cover caps to be placed over the exposed ends of the u-bolt. Compatible with handheld devices that will fit the dimensions listed below. It is important to verify the dimensions of your handheld device with a case/sleeve/skin when determining the overall size. Holder Dimensions: Minimum Width = 1.875", Maximum Width = 3.25", Depth = 0.875"
34-08329	RAM-B-149Z-UN10U	Consists of a zinc coated u-bolt base, double socket arm and universal spring loaded X-Grip® IV holder for 5" large phones and tablets. Included in this package is hardware that will accommodate rails from 0.50" to 1.25" in diameter. Compatible with handheld devices that will fit the dimensions listed below. It is important to verify the dimensions of your handheld device with a case/sleeve/skin when determining the overall size. X-Grip® IV Holder Dimensions: Minimum Width = 1.75" Maximum Width = 4.5"
34-08330	RAM-B-149Z-AQ7-2	Consists of a zinc coated u-bolt base, double socket arm, diamond adapter base and AQUA BOX® Pro 20 case. The included cradle clip attaches directly to the mount, and serves as a quick release mechanism, allowing you to quickly insert or release the AQUA BOX® case. Case Internal Dimensions: Height = 5.38", Width = 2.8", Depth = 0.55"
34-08338	RAM-B-166-UN7	Consists of a 3.3" diameter suction cup twist lock base, standard length double socket arm and universal spring loaded X-Grip® cradle for cell phones. The suction cup, twist lock base is designed to have a strong hold on glass and non-porous plastic surfaces. Small
34-08339	RAM-B-166-UN10	Consists of a 3.3" diameter suction cup twist lock base, standard length double socket arm and universal spring loaded X-Grip® cradle for cell phones. The suction cup, twist lock base is designed to have a strong hold on glass and non-porous plastic surfaces. Medium
34-08340	RAM-B-166-UN8TU	Consists of a 3.3" diameter suction cup twist lock base, standard length double socket arm and universal spring loaded X-Grip® cradle for cell phones. The suction cup, twist lock base is designed to have a strong hold on glass and non-porous plastic surfaces. Large
34-08342	RAM-HOL-UN7-400U	The RAM-HOL-UN7-400U consists of the small Tough-Claw™ base and universal RAM® X-Grip® cradle. The RAM® X-Grip® cradle has a clean and clever four leg design that sports great holding power without hiding your smart-phone behind foam pads and plastic. This mount rotates 360 degrees. Minimum Width = 1.875" (Minimum Height = 4.25") Maximum Width = 3.25" (Minimum Height = 2.25") Depth = 0.875"
34-08343	RAM-B-174-UN7	The RAM-B-174-UN7 consists of hardware for mounting to either brake/clutch reservoirs and rails that are 0.5" to 1.25" in diameter, double socket arm and universal RAM® X-Grip® cell phone cradle. Designed into the mount is a 1" diameter patented rubber ball and socket system with adjustment points at both ends of the socket arm; this with a twist of the arm knob, allows you to move the RAM® X-Grip® mount to your optimum viewing position. Minimum Width = 1.875" (Minimum Height = 4.25") Maximum Width = 3.25" (Minimum Height = 2.25") Depth = 0.875"
34-08344	RAM-B-176-A-UN7	The RAM-B-176-A-UN7 consists of a fork stem base, short double socket arm and universal RAM® X-Grip® cradle. The included RAM® X-Grip® cradle has a clean and clever four leg design that sports great holding power without hiding your phone behind foam pads and plastic. This part is designed to fit into the cylindrical bore wall of fork stems and will work with stems that measure from 12 - 33mm (.5" - 1.29"). Minimum Width = 1.875" (Minimum Height = 4.25") Maximum Width = 3.25" (Minimum Height = 2.25") Depth = 0.875"
34-08345	RAM-HOL-UN10-400U	consists of the small Tough-Claw™ base and universal X-Grip® cradle for large phones and phablets. The X-Grip® cradle has a clean and clever four leg design that sports great holding power without hiding your smart-phone behind foam pads and plastic. The X-Grip® cradle expands and contracts for perfect fit of most smart phones. This mount rotates 360 degrees. The X-Grip® includes a device tether recommended for outdoor applications. Clamping Range (Rail/Tube Surfaces): 0.625" to 1.5" Clamping Range (Flat Surfaces): 0" to 1.14" Cradle Dimensions Minimum Width = 1.75" (Minimum Height = 5.5") Maximum Width = 4.5" (Minimum Height = 3.25") Depth = 0.875"
34-08346	RAM-B-174-UN10	Consists of hardware for mounting to either brake/clutch reservoirs and rails that are 0.5" to 1.25" in diameter, double socket arm and universal X-Grip® large phone/phablet holder. Designed into the mount is a 1" diameter patented rubber ball and socket system with adjustment points at both ends of the socket arm; this with a twist of the arm knob, allows you to move the X-Grip® mount to your optimum viewing position. Cradle Dimensions: Minimum Width = 1.75" (Minimum Height = 5.5") Maximum Width = 4.5" (Minimum Height = 3.25") Depth = 0.875" Ball Size: B Size 1" Rubber Ball
34-08347	RAM-B-176-UN10U	Consists of a fork stem base, short double socket arm and universal X-Grip® cradle for large phones. The included X-Grip® cradle has a clean and clever four leg design that sports great holding power without hiding your phone behind foam pads and plastic. The spring loaded X-Grip® cradle expands and contracts, allowing for a perfect custom fit of your cell phone. The X-Grip® includes a device tether recommended for outdoor applications. Cradle Dimensions: Minimum Width = 1.75"(Minimum Height = 5.5") Maximum Width = 4.5" (Minimum Height = 3.25") Depth = 0.875"
34-08353	RAM-B-149Z-A-PD4U	RAM® Quick-Grip™ XL Phone Mount with Handlebar U-Bolt Base provides a secure fit for a variety of large phones and other devices. The adjustable side keepers ensure that devices like GPS units and Bluetooth speakers within the listed compatible dimensions will also fit in the holder. Included is a short RAM® double socket arm and zinc-coated handlebar U-Bolt base that accommodates rails from .5" to 1.25" in diameter.
34-08354	RAM-B-149Z-PD3U	RAM® Quick-Grip™ Phone Mount with Handlebar U-Bolt Base consists of a zinc coated u-bolt base, double socket arm and spring loaded cradle for supporting most phones. Included in this package is hardware that will accommodate rails from 0.50" to 1.25" in diameter. The base includes black cover caps to be placed over the exposed ends of the u-bolt. The included composite rail adapter can narrow the rail to a minimum width of 0.5". The mount is designed with a RAM 1" diameter patented rubber ball and socket system that has adjustment points at both ends of the double socket arm; this allowing for almost infinite adjustment and perfect viewing angles.
34-08724	RAM-B-138-UN4	Flat Surface Mount with Universal Finger-Grip™ Holder. Composite Universal Finger Grip™ Holder is designed to hold a large amount of cell phones and electronic devices. The holder comes with (3 sets) of four flexible rubber coated fingers placed along sides to grip your device. This mount is designed to hold the following devices: Cell Phones, 2-Way Radios, GPS Devices
34-08726	RAM-B-166-UN4	Twist Lock Suction Cup Mount with Universal Finger-Grip™ Phone/Radio Holder. The RAM Composite Universal Finger Grip™ Holder is designed to hold a large amount of cell phones and electronic devices. The holder comes with (3 sets) of four flexible rubber coated fingers placed along sides to grip your device. This mount is designed to hold the following devices: Cell Phones, 2-Way Radios, GPS Devices

Complete Kits

Phone/GPS Devices Not Included with Purchase of Product



34-08013

34-08323

34-08327

34-08328

34-08329

34-08330

34-08338



34-08339

34-08340

34-08342

34-08343

34-08344

34-08345



34-08346

34-08347

34-08353

34-08354

34-08724

34-08726



SEE PAGE 158 FOR
WIRELESS CHARGING MOUNTS

CHARGERS

WPC™ QI CHARGER FOR X-STYLE MOUNTS

The Lexin WPC-Qi™ Wireless charger is a plug & play charging solution designed for use with the RAM®Mount X-Grip®.

- Integrates with any X-style mount with no modification or risk to phone
- Features Foreign body detection, surge protection, & temperature sensor shut off
- IP67 Water resistant with included SAE connector to easy installation
- 10W quick charge, compatible with 7.5W & 5W charge output with Qualcomm 3.0 profile/compatible with any Qi™ equipped iPhone or Android device
- Two year hassle free warranty
- X-Grip®. Not Included



Part No.	Description	Code	Keyword
4-500304	Lexin XGrip Wireless Charger	C	17

HANDLE BAR MOUNT USB

Compact design mounts to either 7/8" or 1" handlebars, with included sleeve. Dual usb charging ports allows you to charge your Apple Iphone, Apple Ipod, blackberry, garmin gps and other modern gadgets while riding. (As long as it has a 12 volt charging system.)Simply connect to your 12vdc electrical system and charge it. This wicked little gizmo will power down your 12 VDC system to dc 5v



Part No.	Code	Keyword
340-1545	B	17

12 VOLT CELL PHONE CHARGER

How many times have you been out on the trail and your phone dies because of searching for a signal or from the cold temperatures? PowerMadd has an inexpensive solution! Our 12 Volt Cell Phone Charger installs easily to any machine with a 12 Volt battery. The charger has a replaceable 2 Amp in-line fuse and a micro USB connector. The charger will work with all phones with a micro USB charging port (will work with iPhones but requires adapter - NOT INCLUDED).

- Requires 12 DC volts
- 2 Amp in-line fuse for system protection
- Micro USB connector
- Installs easily

Part No.	Code	Keyword
330-5000	B	17

ECHO PLUG & GO

- Cellphone, GPS or MP3 charger and bracket
- iPhone and mini-USB charger tips included
- Battery connector included
- Clamp adjusts for 7/8" to 1- 1/4" handlebars, fits most bikes
- Internal resistor for surge protection

Part No.	Code	Keyword
3-300450	B	17



LEXIN

MEMIGGO®

POWERMADD



COMPARISON CHART



	G16	FT4 PRO	ET-COM
Handsfree Communication			
Bluetooth Version	5.0	4.0	5.0
Bluetooth Support	HSP, HFP, A2DP	HSP, HFP, A2DP	HSP, HFP, A2DP
Voice Dial Support	Yes	Yes	Yes
GPS Pairing	Yes	Yes	Yes
Intercom			
Max # of Intercom Pairing	1-16 riders	1-4 riders	1-2 riders
Max Range (Up To)	4.5kms	2.0kms	1.2kms
Universal Pairing	Yes	Yes	Yes
General			
Microphone	Boom & Stick-On Button	Boom & Stick-On Button	Boom & Stick-On Button
Speakers	40mm HD	40mm HD	36mm HD
Battery	800mAH	800mAH	800mAH
Battery Life Prompt	Yes	Yes	Yes
Charger	USB-C Quick Charge	USB-C Quick Charge	USB-C Quick Charge
Use While Charging	Yes	Yes	Yes
Hands Free Utility Light with SOS	Yes	Yes	No
7 Color Trim Light	No	Yes	No
FM Radio	Yes	Yes	Yes
FM Radio Presets	Yes 6	Yes 6	No
Streaming Music	Yes	Yes	Yes
Advanced Noise Cancellation	Yes	Yes	Yes
Music Sharing	Yes	No	No
Changeable Color Faceplates	No	No	Yes 6 Colors
Winter/Snowmobile Compatible	Yes	Yes	Yes
Water Resistant	Yes IP67	Yes IP67	Yes IP67
Warranty	2 years	2 years	2 years

TERMS & INDEX

NEW

HELMETS

HELMET ACCESSORIES

APPAREL

ACCESSORIES

TRACKS & SUSPENSION

STEERING

TRANS MISSION

PLOW & WINCH

WIND SHIELDS

BRAKES & CARB.

ENGINE PARTS

ELECTRICAL

TRAILER

CHEMICALS

TECH & TOOLS

P.O.P

TERMS & INDEX
NEW
HELMETS
HELMET ACCESSORIES
APPAREL
ACCESSORIES
TRACKS & SUSPENSION
STEERING
TRANS MISSION
PLOW & WINCH
WIND SHIELDS
BRAKES & CARB.
ENGINE PARTS
ELECTRICAL
TRAILER
CHEMICALS
TECH & TOOLS
P.O.P

AUDIO SYSTEMS

LEXIN

ET-COM BLUETOOTH HEADSET - 2-WAY INTERCOM

The New Lexin ET Com is a two rider conference Helmet intercom system designed for all weather riding and includes some of our best features. Bluetooth V5.0 Connectivity, DSP Noise reduction, USB-C Quick Charge, simplified mounting system and quick change colored faceplates make the ET Com a great budget system that can be relied on ride after ride. This kit includes all accessories needed to fit open face, modular, and full-face helmets.

The ET-COM Features

- Two Rider Intercom
- Automatic answering of incoming calls, last phone call number redial
- Bluetooth 5.0 Connectivity
- Built-in DSP noise reduction
- Changeable Faceplate colors
- Hands-free calling
- IP67 Water Resistance
- Streams Music or plays FM Radio
- Supports Siri and other voice assistants
- Supports universal pairing with most Bluetooth Intercoms
- Supports voice prompts, powered voice notifications
- Type-C USB Quick charge capability
- Two Year Hassle-Free Warranty

HIGHLIGHTED FEATURES



Snowmobile Compatible



IP67 Waterproof



FM Radio



Bluetooth V5.0



Loud Speaker



Voice Assistant



DSP & CVC
Noise Cancelling



15 Hours
Music Time

300 Hours
Standby Time

2.5 Hours
Charging Time

800 Mah
Battery

6 CHANGEABLE FACEPLATE COLOURS



Part No.	Description	Code	Keyword
4-500218	Single Pack	C	17
4-500219	Dual Pack	C	17

FT4 PRO BLUETOOTH HEADSET - 4-WAY INTERCOM

This is the Lexin FT4 PRO. We've taken our very successful Lexin FT4, and made it even better. Have you ever needed to address a mechanical issue while on the road at night, or needed to get into your saddlebags with both hands free? The FT4 Pro features a first of its kind Hands-Free utility headlamp. You'll find this new utility feature to be extremely valuable in many situations. With our New LexinPulse™ sound system with upgraded 40MM LexinPulse™ speakers. The PRO model outperforms and exceeds both volume and sound quality expectations. This device features a four rider long range intercom with incredible premium sound quality and crystal clear voice functions. This kit includes all accessories needed to fit open face, modular, and full-face helmets. Using the FT4 Pro, riders can take/make calls through mobile phones, listen to stereo music or voice instructions from GPS, listen to FM radio, and much more.


The FT4 PRO Features

- 4 Rider Intercom
- 15 Hours of continuous use
- 40MM LexinPulse HD Speakers
- Advanced DSP Ambient Noise Cancellation
- Hands Free Utility Headlamp With SOS Beacon
- Two Choices of Microphones, Boom & Button Style
- Type-C USB Quick Charge
- Two Year Hassle-Free Warranty
- IP67 Water Resistance
- Bluetooth V4.0 Connectivity
- Streams Music or plays FM Radio
- Automatic answering of incoming calls, last phone call number redial
- Supports universal pairing with most Bluetooth Intercoms


HIGHLIGHTED FEATURES




Snowmobile Compatible




Noise Cancelling




HiFi Stereo Sound




7 Colour RGB Trim Light




IP67 Waterproof Resistant




Utility Headlamp



15 Hour Talk Time



4-Rider Conference



Type - C Fast Charge



GOT MORE THAN 1 HELMET? GET THIS!

FT4 PRO ACCESSORY KIT

Part No.	Description	Code	Keyword
4-500210	Single Pack	C	17
4-500211	Dual Pack	C	17

Part No.	Description	Code	Keyword
4-500212	FT4 Pro Accessory Kit	C	17

- TERMS & INDEX
- NEW
- HELMETS
- HELMET ACCESSORIES
- APPAREL
- ACCESSORIES
- TRACKS & SUSPENSION
- STEERING
- TRANS MISSION
- PLOW & WINCH
- WIND SHIELDS
- BRAKES & CARB.
- ENGINE PARTS
- ELECTRICAL
- TRAILER
- CHEMICALS
- TECH & TOOLS
- P.O.P

AUDIO SYSTEMS



G16 BLUETOOTH HEADSET - 16-WAY INTERCOM

Introducing the All new Lexin G16 Helmet Bluetooth™ Intercom. The G16 is based on the highly successful Lexin B4FM Four way intercom. We've added Bluetooth Version 5.0 connectivity, bigger sound amplification chip, battery, Type-C USB Quick Charge, advanced mounting system, Lexin Unique utility headlamp and more. With included LexinPulse High Definition Speakers and bass boosting drivers piped through an advanced USB-C Audio plug, the G16 sounds incredible in any environment.


The G16 Features

- 16 Rider Intercom
- 15 Hours of continuous use
- 40MM LexinPulse HD Speakers
- Advanced DSP Ambient noise Cancellation
- Bluetooth V5.0 Connectivity
- Hands Free Utility Headlamp With SoS Beacon
- IP67 Water Resistance
- Music Sharing (Share Music with a passenger or other Rider from one device)
- Streams Music or plays FM Radio
- Two Choices of Microphones, Boom & Button Style
- Type-C USB Quick Charge
- Two Year Hassle-Free Warranty

HIGHLIGHTED FEATURES



Snowmobile Compatible



15 Hours Battery



4-Rider Conference




Water Resistant



40mm HD Speaker



Music Sharing



Type - C Fast Charge



Bluetooth V5.0



Utility Lamp with SOS Strobe



1.4 Miles Intercom Range



GOT MORE THAN 1 HELMET? GET THIS!

G16 ACCESSORY KIT

Part No.	Description	Code	Keyword
4-500222	Single Pack	C	17
4-500223	Dual Pack	C	17

Part No.	Description	Code	Keyword
4-500224	G16 Accessory Kit	C	17

Premium easy-load features:

Made of durable 600D black polyester, with a built-in soft inner lining similar to Ski-Doo ride-on covers. Our premium Easy-Load Cover gives the ability to first cover a snowmobile then operate the machine for tasks such as loading/unloading a trailer or sled deck. Easy-Load simplifies storage and moving of snowmobiles by allowing access to the handlebars without having to remove the cover.

- Adjustable Quick Release Strap System
- Easy gas cap access
- Custom tailored for excellent fit
- Reinforced stress and wear points



Open top to access handle bar

No Image Available for Part No. 311-2000, 312-2000, 312-2001, 312-2002, 312-2003

Part No.	Type	Material	Application	Code	Keyword
Arctic Cat™					
311-2000	PREMIUM EASY-LOAD	POLYESTER 600D, WITH LINING.	2012 F 800, 1100, 1100 Turbo 128 2013 F 800, 1100, 1100 Turbo 129 2014-15 ZR 4000, 5000, 6000, 7000, 8000, 9000 129 2014-15 XF 6000, 7000, 8000, 9000 137 2016-19 ZR 3000, 4000, 5000, 6000, 7000, 8000, 9000 129 2016-21 ZR 5000, 6000, 7000, 8000, 9000 137	B	17
311-2001	PREMIUM EASY-LOAD	POLYESTER 600D, WITH LINING.	2012-15 XF HIGH COUNTRY 141 2017-19 XF HIGH COUNTRY 153 2012-21 M 153, 154, 162, 165	B	17
Polaris™					
314-2000	PREMIUM EASY-LOAD	POLYESTER 600D, WITH LINING.	2015-20 RUSH 800 HO PRO-S 2015-18 RUSH 800 HO PRO-X 2017-18 RUSH 800 XCR 2019-20 RUSH 850 PRO-S 2015-20 AXYS RUSH / SWITCHBACK	B	17
314-2001	PREMIUM EASY-LOAD	POLYESTER 600D, WITH LINING.		B	17
Ski-Doo™					
312-2004	PREMIUM EASY-LOAD	POLYESTER 600D, WITH LINING.	2008-13 REV XP(EXCL RENEGADE) 2013-17 REV XS SHORT TRACK	B	17
312-2001	PREMIUM EASY-LOAD	POLYESTER 600D, WITH LINING.	2013-17 REV XM LONG TRACK	B	17
312-2002	PREMIUM EASY-LOAD	POLYESTER 600D, WITH LINING.	2017-21 GEN4 MXZ TNT/MXZ X/MXZ X-RS 2017-21 GEN4 RENEGADE SPORT / ADRENALINE/X/X-RS 2017-21 GEN4 FREERIDE 137	B	17
312-2005	PREMIUM EASY-LOAD	POLYESTER 600D, WITH LINING.	2017-21 GEN4 SUMMIT SP / X (UP TO 175) 2017-21 GEN4 SUMMIT X WITH EXPERT PACKAGE 2017-21 GEN4 FREERIDE 154/165	B	17
Yamaha™					
313-2000	PREMIUM EASY-LOAD	POLYESTER 600D, WITH LINING.	2014-21 SR VIPER LTX/RTX/XTX	B	17

UNIVERSAL SNOWMOBILE STORAGE COVER

- Designed for use when storing your snowmobile, providing all weather protection
- Extra strong elasticized hems for secure fit, top straps and quick release buckles
- Reinforced stress points add strength and durability, resist tearing
- Made of water repellent 210D polyester
- Non-abrasive inner liner provides extra protection for windshield
- Gas tank access zipper
- 3m Scotchlite reflective strip across back for increased visibility
- Two universal sizes to fit most snowmobile, Standard/XL (From 103" to 115") and Touring/XXL (116" and over)
- One year Warranty
- Not recommended for trailing



Part No.	Description	Code	Keyword
310-2000	Snow Storage Cover STD	B	17
310-2001	Snow Storage Cover Touring	B	17

STORAGE COVER XL LONG TOURING

- Designed for use when storing your snowmobile, providing all weather protection
- Extra strong elasticized hems for secure fit, top straps and quick release buckles
- Reinforced stress points add strength and durability, resist tearing
- Made of water repellent 210D polyester
- Non-abrasive inner liner provides extra protection for windshield
- Gas tank access zipper
- Three universal sizes to fit most snowmobile, Standard/XL (From 103" to 115") and Touring/XXL (116" and over) and Universal GT cover (From 130" and over)
- One year Warranty
- Not recommended for trailing
- Fits Models Arctic Cat, Ski-Doo Polaris, Yamaha 2018,2019 models
- Fits snowmobiles with track length 130" and over



Part No.	Description	Code	Keyword
310-2004	Storage Cover XL Long Touring	B	17

TERMS & INDEX
NEW
HELMETS
HELMET ACCESSORIES
APPAREL
ACCESSORIES
TRACKS & SUSPENSION
STEERING
TRANS MISSION
PLOW & WINCH
WIND SHIELDS
BRAKES & CARB.
ENGINE PARTS
ELECTRICAL
TRAILER
CHEMICALS
TECH & TOOLS
P.O.P

UNIVERSAL ONE UP COVER

- Heavy Duty 600D, UV treated polyester resist tearing and fading
- Expandable LYCRA® Fabric covers windshield/ handle bar area so it fits all windshield heights
- Reinforcement along the entire length of the cover with extra inner felt on windshield area to prevent scratching
- Completely trailer able, zippered access to reach gas cap
- One size fits all 1-Up seat short track models, Fits over handlebar risers and hooks
- One year pro- rated warranty against defects in materials and workmanship
- Unique tie-down system keeps cover tight and secure
- This universal cover fits most models from Arctic Cat, Polaris and Yamaha, Ski Doo (excluding REV)



Part No.	Description	Code	Keyword
310-2002	Universal One Up Cover	B	17

UNIVERSAL TOURING COVER

- Heavy Duty 600D , UV treated polyester resist fading and tearing
- Expandable LYCRA® Fabric covers entire windshield / handlebar area so it fits all windshield heights
- Suspension and handlebar, windshield area are all reinforced to eliminate tearing
- Windshield has felt to prevent scratching, zippered gas cap access
- Universal cover fits most touring models , 2Up seat with backrest
- One year prorated warranty against defects on material and workmanship
- Unique tie –down system keeps cover tight and secure
- Recommended for trailing
- Fits Models Arctic Cat, Ski-Doo (EXCLUDING REV) Polaris, Yamaha



Part No.	Description	Code	Keyword
310-2003	Universal Touring Cover	B	17

TERMS & INDEX

NEW

HELMETS

HELMET ACCESSORIES

APPAREL

ACCESSORIES

TRACKS & SUSPENSION

STEERING

TRANS MISSION

PLOW & WINCH

WIND SHIELDS

BRAKES & CARB.

ENGINE PARTS

ELECTRICAL

TRAILER

CHEMICALS

TECH & TOOLS

P.O.P

TRAILERABLE COVERS



UNIVERSAL TRAILERABLE TOURING COVER

- Heavy Duty 600D, UV-treated polyester resists fading and tearing
- Elastic hem cord for a quick and tight fit
- An integrated trailering system with built-in quick adjusting straps
- Tension panels secure cover for trailering on the highway at high speeds
- Extra soft interior lining near the windshield and hood prevents scratches
- Fuel tank access door makes it easy to fill up the tank without removing the cover
- Comes with a storage bag




2XL Touring Cover

- Fits most 2UP/touring snowmobiles with handgrips and Foldable backrest

Grand Touring Cover

- Fits most 2UP/touring snowmobiles that have a sizeable cargo space
- Fits most 2UP/touring snowmobiles that have a sizeable cargo space and passenger handgrips
- Fits snowmobiles that have a 1UP seat with enormous cargo space
- Fits snowmobiles with high or low windshields and also have a modular back seat



Part No.	Description	Code	Keyword
310-2006	Universal 2XL Touring Cover	B	17
310-2007	Universal Grand Touring Cover	B	17

REV TOURING COVER

- Constructed of heavy-duty UV treated 600D water proof polyester to resist fading
- Lycra® fabric covers the entire windshield/ handlebar area so they fit all windshield heights. Added inner felt prevents scratching
- Suspension, Windshield, Handle Bar area and all seams are reinforced to resist tearing
- Completely trailer able , has zippered access for fuel opening
- Covers all REV –TOURING with 2+1 seat including hand guards and back rest
- Unique tie down system allows a tight and secure fitment
- Comes with a one year prorated warranty against defects in material and workmanship
- Fits models 03-09 GTX (LIMITED, SPORT, FAN)



Part No.	Description	Code	Keyword
312-2061	Rev Touring Cover	B	17

SEAT COVERS



UNIVERSAL VINYL SEAT COVER

36"x 54"

Heavy Duty vinyl rolls for repairing torn seats. UV and water resistant. Works great for watercraft, ATV, snowmobiles, and motorcycles



Part No.	Code	Keyword
330-7010	B	17

UNIVERSAL VINYL SEAT COVER

54"x 72"

Heavy Duty vinyl rolls for repairing torn seats. UV and water resistant. Works great for watercraft, ATV, snowmobiles, and motorcycles



Part No.	Code	Keyword
330-7011	B	17

HOLESHOT GEAR BAGS

Models: All 2013-2016 Skidoo XM/XS sleds.

- Innovative design allows for bountiful storage on dash
- Bag keeps contents dry
- Smartphone/map pouch with usable screen



Part No.	Code	Keyword
362-2500	C	17



DASH BAG (POLARIS RMK/RUSH)

Models: All 2011-2014 Polaris Pro RMK's and Rush.

- Innovative design allows for bountiful storage on dash
- Heat from engine keeps all contents warm
- Protected mesh goggle pocket
- Smartphone/map pouch with usable screen



Part No.	Code	Keyword
364-2500	C	17

FLY RACING LUGGAGE



ROCKSTAR ROLLER GRANDE BAG

17"H X 16"W X 33"L

CONSTRUCTION

- Durable PVC backed polyester ripstop
- Durable smooth rolling rollerblade style wheels
- Large mesh panels and vent grommets allow dirty gear to breathe and dry

FEATURES

- Two large separate pockets on each end for easy storage of boots and dirty gear
- Large center main compartment to store bigger items
- Mud mat is accessible from the side of the bag
- Included adjustable shoulder strap
- Clear exterior business card sleeve
- Tool storage pocket and inside pockets
- Fleece-lined goggle pocket
- Telescoping handle



Part No.	Description	Code	Keyword
36-07133	Rockstar Roller Grande Bag	B	17

ROLLER GRANDE BAG

17"H X 16"W X 33"L

CONSTRUCTION

- Durable PVC backed polyester ripstop
- Durable smooth rolling rollerblade style wheels
- Large mesh panels and vent grommets allow dirty gear to breathe and dry

FEATURES

- Two large separate pockets on each end for easy storage of boots and dirty gear
- Large center main compartment to store bigger items
- Mud mat is accessible from the side of the bag
- Included adjustable shoulder strap
- Clear exterior business card sleeve
- Tool storage pocket and inside pockets
- Fleece-lined goggle pocket
- Telescoping handle



Part No.	Description	Code	Keyword
36-07134	Roller Grande Bag	B	17

TOUR ROLLER BAG

11"H X 16"W X 28"L

CONSTRUCTION

- Durable PVC backed polyester ripstop
- Durable smooth rolling rollerblade style wheels
- Vent grommets allow dirty gear to breathe and dry

FEATURES

- Fleece lined pockets for goggles and accessories
- Mud mat is accessible from the side of the bag
- Includes adjustable shoulder strap
- Clear exterior business card sleeve
- Telescoping handle



Part No.	Description	Code	Keyword
36-07135	Tour Roller Bag	B	17

CARRY-ON BAG

14"H X 12"W X 19"L

CONSTRUCTION

- Durable PVC backed polyester ripstop

FEATURES

- Ideal for carry-on air travel
- Separate shoe compartment
- Clear exterior business card sleeve
- Comfortable molded rubber carry handles
- Removable padded shoulder strap



Part No.	Description	Code	Keyword
36-07136	Carry On Bag	B	17

HELMET GARAGE

11"H X 10"W X 16"L

CONSTRUCTION

- Durable PVC backed polyester ripstop
- Plastic bottom to keep helmet separated from the elements
- Custom metal vent eyelets
- Appliquéd and TPR logos

FEATURES

- Generous side pockets hold goggles and tear-offs
- Comfortable molded rubber carry handle
- Fleece liner protects helmet paint



Part No.	Description	Code	Keyword
36-07138	Helmet Garage	B	17

MAIN EVENT BACKPACK

19"H X 15"W X 7"D

CONSTRUCTION

- YKK® zippers
- Embroidered and TPR logos

FEATURES

- Padded front pocket
- Adjustable sternum strap
- Multiple internal accessory organizer pockets
- Separate padded side-entry laptop compartment
- Top small fleece lined accessory pocket



Back

Part No.	Description	Code	Keyword
36-07137	Main Event Backpack	B	17

JUMP PACK

18"H X 14"W X 6"D

18"H X 14"W X 6"D ROCKSTAR

CONSTRUCTION

- YKK® zippers
- Printed and graphics

FEATURES

- Elasticized water bottle pockets on each side
- Internal divider
- Internal front pocket organizer
- Two zippered compartments



Red/Black

Part No.	Description	Code	Keyword
36-07195	Jump Pack Grey/Black Camo	B	17
36-07197	Jump Pack Red/Black	B	17
36-07194	Rockstar Jump Pack	B	17



Rockstar

Grey/Black Camo

FLY RACING LUGGAGE

GOGGLE GARAGE

DIMENSION

- 5.5" H x 10.5" W x 16" L

CONSTRUCTION

- Durable PVC backed polyester ripstop
- YKK® Zippers – industry standard, abrasion resistant zippers
- Molded carrying handle
- Crush resistant case

FEATURES

- Five goggle storage slots
- Five lens storage pockets
- Fully adjustable storage slots
- Pocket for accessories and lenses
- 180° adjustable lid
- Hang loop conveniently hangs case on wall hook while in use

Part No.	Description	Code	Keyword
36-07139	Goggle Garage	B	17

SHOWN OPEN



TOOL PACK

- YKK Shockonlok™ main buckle resists water absorption often caused by high humidity. Properties are stable under extreme temperatures such as cold mountain top air and desert heat
- Nylon grip strap helps keep the strap from loosening up and keeps it secure to the body
- Removable flap reduces weight for lighter ride days and less hassle for mechanics
- Tire tube pocket is big enough to fit a spare tube or other necessities
- Tool compartment with key loop, clear plastic bolt pocket, fold down mesh pocket and elastic straps specifically designed to fit the basic tool necessities needed to fix your bike on the trail
- No-slip back keeps pack in a secure position on rough terrain
- Water bottle side pocket
- Side tool loops are wide and clutter free

Part No.	Code	Keyword
36-07190	B	17



XC HYDRATION PACK

- 70 oz. bladder keeps you hydrated on those long rides
- High flow rate bite valve
- Lightweight but rugged Nylon construction
- Fully adjustable mesh shoulder straps
- Two external pockets hold snacks, keys, wallet, etc.
- High Flow Rate Bite Value
- Reflective Taping

Description	Part No.	Code	Keyword
Black	36-07130	B	17

REPLACEMENT PARTS

Description	Part No.	Code	Keyword
Replacement bladder	36-07031	B	17
Replacement mouth piece	36-07032	B	17



EMGO TRAVEL BOX

Designed to mount on most luggage racks. Comes complete with all mounting hardware, lock and two keys. Will store most helmets. Constructed of strong ABS plastic. Measures 12" LX16 1/2" WX11" Deep. Only In Black

Part No.	Code	Keyword
33-04400	B	17



SPX EXHAUST COOKING POT

- Hot Dogger
- Cook with heat from muffler
- Includes clap and base mount



Part No.	Code	Keyword
760-2000	B	17

SNOWMOBILE PASSENGER HANDLE

- The best accessory for a rear passenger
- Easy to operate
- Rear passenger can tightly hold on to the assistance appliance
- It can be used separately without the belt



Part No.	Code	Keyword
360-1050	B	17



BEVERAGE HOLDER

- A storage compartment organizer for snowmobiles, PWC, and boats.
- Made from closed-cell foam to retain its shape.
- Easily cut for smaller compartments.
- Holds 12oz. cans or bottles.
- Universal fit and design
- Holds seven cans or bottles



Part No.	Code	Keyword
360-9000	B	17

GRAB HANDLES

Arctic Cat # 0106-336
 Bombardier # N/A
 Polaris # N/A
 Yamaha # N/A and Others

Part No.	Code	Keyword
330-7000	B	17



HOLESHOT SKID PLATES

POLARIS™

Form fitting skid plates easily install on your sled in minutes. Our super high impact plastic design provides the ultimate protection against bellypan and radius rod damage. The super wide design helps float over powder snow with less drag on your radius rods and shocks.



Model	Yellow	Code	Keyword
99-04 Edge Chassis	334-2507	C	17

SKI-DOO™

Form fitting skid plates easily install on your sled in minutes. Our super high impact plastic design provides the ultimate protection against bellypan and radius rod damage. The super wide design helps float over powder snow with less drag on your radius rods and shocks.



Rev Chassis

Model	Black	Code	Keyword
03-07 Rev Chassis	332-2510	C	17

TERMS & INDEX

NEW

HELMETS

HELMET ACCESSORIES

APPAREL

ACCESSORIES

TRACKS & SUSPENSION

STEERING

TRANS MISSION

PLOW & WINCH

WIND SHIELDS

BRAKES & CARB.

ENGINE PARTS

ELECTRICAL

TRAILER

CHEMICALS

TECH & TOOLS

P.O.P

SLEIGH HITCHES



ARCTIC CAT™ HITCH KIT



Hitch Kit Fits on almost all rear bumpers.

Part No.	Code	Keyword
350-1000	B	17

SLEIGH TONGUE



Replacement loop for 350-1001

Part No.	Code	Keyword
350-1001	B	17

SWIVEL HITCH



Sleigh hitch welds or bolts into tunnel

Part No.	Code	Keyword
350-1002	B	17

ARCTIC CAT™



OEM# 0636-662

Part No.	Code	Keyword
351-1000	B	17

Model	Year
Arctic Cat™	
600 POWDER EXT	1997-98
COUGAR	1993-96
COUGAR M.C	1993-96
EXT 580Z	1993
EXT SPECIAL	1991-92
EXT, EXT M.C.	1992-96
JAG PANTHER T	1992-98
JAG DELUXE	1992-98
JAG SPECIAL	1992
JAG Z	1993-94
PANTERA	1991-99
PANTHER DELUXE	1992-98
PROWLER	1990-95
PROWLER M.C.	1991-99
PROWLER SPECIAL	1991-92
PUMA	1994-97
PUMA DELUXE	1994-97
THUNDERCAT	1993-96
THUNDERCAT M.C	1994-97
WILDCAT	1992-98
WILDCAT M.C.(AWS)	1992-98
Z440	1995-98
ZR 440	1993-96
ZR 580	1993-97
ZR 700	1994-97
ZRT 600	1995-98
ZRT800	1995-98

ARCTIC CAT™



OEM# 0136-291

Part No.	Code	Keyword
351-1002	B	17

SKI-DOO™

Part No.	Code	Keyword
352-1003	B	17

Model	OEM	Year
Moto-Ski™		
SONIC L/C	861-7160-00	1984
MIRAGE III	861-7160-00	1985
Ski-Doo™		
CITATION LS, LSE	861-7164-00	1985-88
ESCAPADE	861-7160-00	1987-89
FORMULA MX, PLUS	861-7215-00	1985-91
FORMULA MX LT	861-7227-00	1987-89
FORMULA SP	517-2176-00	1985-86
FORMULA LT, XTC (ALL)	861-7329-00	1992-93
FORMULA MX	861-7329-00	1985-91
GRAND LUXE L/C	861-7160-00	1985-86
MACH I	861-7215-00	1989-91
SAFARI 377	861-7227-00	1984-88
SAFARI 377E	861-7227-00	1985-88
SAFARI 447	517-2176-00	1984-86
SAFARI 447E	517-2176-00	1984
SAFARI CITATION E	861-7164-00	1990

SKI-DOO™



OEM# 861-7546-00

Part No.	Code	Keyword
352-1000	B	17



Model	OEM	Year
Ski-Doo™		
SAFARI SCOUT	861-7329-00	1990-91
SAFARI (ALL)	861-7160-00	1992-96
SAFARI L, LE, LC, LXE	861-7164-00	1990-91
SAFARI VOYAGEUR	861-7227-00	1989
SAGA	861-7215-00	1989
SKANDIC (ALL)	861-7227-00	1992-96
SS	517-2176-00	1984-85
SS-25	861-7227-00	1984
STRATOS	861-7329-00	1987-88
STRATOS E	861-7215-00/	1989
	861-7227-00	
SUMMIT	517-2176-00/	1992-95
	861-7239-00	
TOURING (ALL)	861-7160-00	1992-96
TUNDRA, LT	861-7164-00	1985-88
TUNDRA LT	861-7164-00	1991
VOYAGER	861-7215-00	1989

SLEIGH HITCHES



YAMAHA™



OEM# ACC-79780-00-00

Part No.	Code	Keyword
353-1004	B	17

Model	Year
Yamaha™	
PHAZER 480 (ALL)	1984-99
PHAZER 480E (ALL)	1984-99
VENTURE 480	1992-00

POLARIS™



OEM# 1013969-067 / 2874447 / 2876677

Part No.	Code	Keyword
350-1003	B	17

Model	Year
Polaris™	
ALL EDGE AND RMK, RECEIVER HITCH DRAW BAR	2001-22

POLARIS™



OEM# 2870599

Part No.	Code	Keyword
354-1005	B	17

Model	Year
Polaris™	
ALL MODELS EXCEPT SKS	1984-87

POLARIS™



OEM# 2870743

Part No.	Code	Keyword
354-1006	B	17

Model	Year
Polaris™	
ALL MODELS EXCEPT SKS	1988-95

POLARIS™



OEM# 2870742

Part No.	Code	Keyword
354-1007	B	17

Model	Year
Polaris™	
ALL SKS MODELS	1988-95

POLARIS™



OEM# 2871371

Part No.	Code	Keyword
354-1008	B	17

Model	Year
Polaris™	
ALL MODELS EXCEPT EDGE	1996-01

POLARIS™



OEM# 2878683 RECEIVER HITCH
For use with 350-1003 hitches

Part No.	Code	Keyword
354-1009	B	17

Model	Year
Polaris™	
RUSH	2010-14
SWITCHBACK	2012-15

POLARIS™



OEM# 2876059
For use with 350-1003 hitches

Part No.	Code	Keyword
354-1010	B	17

Model	Year
Polaris™	
IQ/TOURNING HITCH/TURBO/600LXT	2007-16

SKI-DOO™



OEM# 860-2008-29 / 860-2013-81
C-Type Hitch

Part No.	Code	Keyword
354-1011	B	17

Model	Year
Ski-Doo™	
FITS HITCH REAR BUMPERS - GEN 4, XP, XR, XU, XS, XM	

TERMS & INDEX
NEW
HELMETS
HELMET ACCESSORIES
APPAREL
ACCESSORIES
TRACKS & SUSPENSION
STEERING
TRANS MISSION
PLOW & WINCH
WIND SHIELDS
BRAKES & CARB.
ENGINE PARTS
ELECTRICAL
TRAILER
CHEMICALS
TECH & TOOLS
P.O.P

GRAB BARS AND BUMPERS



Part No.	Code	Keyword
331-3000	A	17

Arctic Cat # 0636-465

Model	Year
Arctic Cat™	
ALL AFS MODELS	1985-94



Part No.	Code	Keyword
331-3101	B	17

OEM# 5639-825 / 5639-826 / 5639-827
Type: Front Bumper - Heavy Duty Sport

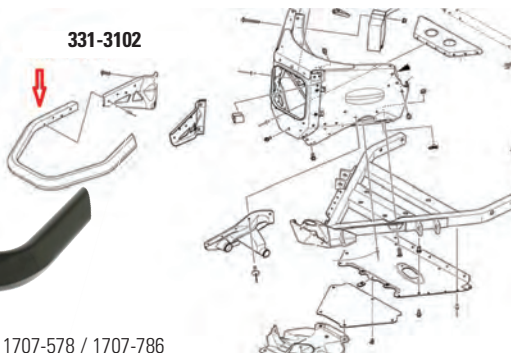
Model	Year
Arctic Cat™	
BEARCAT 570	2009-14
F SERIES	2007-11
F5, F570	2012-14
F8 EXT	2011
LYNX 2000, LYNX 2000 LT, BEARCAT 2000 LT	2015
T500	2008-09
T570, TZ1, TZ1 LXR TOURING	2008-14
Z1, Z1 TURBO, Z1 TURBO EXT	2009-11



Part No.	Code	Keyword
334-3110	B	17

Polaris # 2870747

Model	Year
Polaris™	
TX-L INDY	1980
CENTURION INDY 500, TX-L INDY 340,	1981-82
ALL INDY,	1983-87
INDY SPORT, TRAIL.	1988-90



Part No.	Code	Keyword
331-3102	B	17

OEM# 1707-578 / 1707-786
Type: Front Bumper - Heavy Duty Standard

Model	Year
Arctic Cat™	
BEARCAT 3000 LT	2016-17
F 800, 1100, 1100 TURBO	2012-13
M 6000, 7000, 8000	2014-17
M 800, 1100, 1100 TURBO	2012-13
M 9000	2014-16
NORSEMAN 3000	2018
PANTERA 3000, 7000	2015-18
XF 6000, 8000	2014-17
XF 7000	2014-18
XF 800, 1100, 1100 TURBO	2012-13
XF 9000	2014-16
ZR 3000, 7000	2014-18
ZR 4000, 5000, 6000, 8000	2014-17
ZR 9000	2014-16

Model	Year
Yamaha™	
SR VIPER	2014-18



Part No.	Code	Keyword
334-3210	B	17

OEM# 5224333
TYPE: Front Grab Bar
Includes 12-400-01A

Model	Year
Polaris™	
ALL INDY MODELS WITH OLD HOOD	1988-98



Part No.	Code	Keyword
334-3220	B	17

OEM# 5432912/5433518/5434439
Type: Front Bumper

Model	Year
Polaris™	
340 CLASSIC/EDGE/TOURING	2006
340 EDGE TOURING	2007
340 TRANSPORT	2008
500 TRANSPORT	2009
500 XC SP	2006-07
500/550 CLASSIC	2006
550 LX/EDGE LX	2007
600 CLASSIC	2006
600 EDGE TOURING	2006
EDGE CHASSIS	1999-04
INDY 500	2006
SUPERSPORT	2006-08
TRAIL RMK	2006-10
TRAIL TOURING	2006-10

GRAB BARS AND BUMPERS



Part No. Code Keyword
334-3230 B 17

OEM# 5432891
 Type: Front Bumper

Model	Year
Polaris™	
GENERATION II CHASSIS	1999-04
WIDETRACK LX	2002-18



Part No. Code Keyword
334-3232 B 17

Type: Front Bumper
 OEM# 11018417, 1016459-458 ,1016459-458 Upper
 OEM# 5335801 Lower

Model	Year
Polaris™	
550 INDY ALL	2014-20
550 RMK EVO	2020
550 VOYAGEUR	2017-18
600 INDY	2013-20
600 PRO RMK 155	2012-16
600 RMK 144/155 ALL OPTIONS	2012-15
600 SWITCHBACK ASSAULT ALL OPTIONS	2016
800 INDY SP/ES/INTL ALL OPTIONS	2014-16
800 PRO RMK 155/163 ALL OPTIONS	2011-15
800 RMK 155/163	2011-16
800 RMK ASSAULT 155 ALL OPTIONS	2011-15
800 SWITCHBACK ASSAULT	2015-16



Part No. Code Keyword
334-3231 B 17

OEM# 2670169 / 2670168-067
 Type: Rear Bumper

Model	Year
Polaris™	
400	1988-91
440	1992-97
440 XC	1997
440 XCR SP	1994-96
440 XCR	1992-97
500	1989-97
500 CARB RMK	1996
500 CARB	1995-96
500 EFI RMK	1996
500 EFI	1993-97
500 RMK	1997
500 SP EFI	1992
500 SP	1989-92
500 SPX	1992
600 XC	1996-97
600 XCR SE	1997
600 XCR SP	1996
600 XCR	1994-97
650	1988-92
650 RXL LT	1995
650 RXL TOURING	1994-95
700 RMK	1997
700 XC	1997
CLASSIC TOURING	1993-97
CLASSIC	1988-97
LITE DELUXE	1992-97
LITE GT	1991-97
LITE	1991-97
SPORT GT	1990-92
SPORT TOURING	1995-97
SPORT	1988-97

Model	Year
Polaris™	
STARLITE GT	1993-94
STARLITE	1991-95
STORM RMK	1996-97
STORM SE	1997
STORM	1993-97
SUPER SPORT	1994-97
SUPERTRAK	1992
TRAIL DELUXE	1988-95
TRAIL RMK	1997
TRAIL SUPER TRAK	1989-91
TRAIL TOURING	1996-97
TRAIL	1988-97
TRAN SPORT	1996-97
ULTRA	1997
ULTRA RMK	1996
ULTRA SP	1996-97
ULTRA SPX/SE	1997
ULTRA TOURING	1997
WIDE TRAK GT	1993-97
WIDE TRAK LX	1994-97
WIDE TRAK	1991-93
XC 400	1991
XCF	1997
XLT LTD/SP	1997
XLT RMK	1995-97
XLT SP LT	1995
XLT SP XTRA	1994
XLT SP	1992-97
XLT TOURING	1995-97
XLT	1993-97



Part No. Code Keyword
334-3233 B 17

OEM# 2880382-133, 2880382-293,
 32880382-458, 2880382-619,
 2880382-630

Model	Year
Polaris™	
600 RUSH PRO-S	2019-20
600 SWITCHBACK	2013-14
600 SWITCHBACK ADVENTURE	2015-16
600 SWITCHBACK ADVENTURE	2019
600 SWITCHBACK ASSAULT 144	2019
600 SWITCHBACK PRO-S	2015-20
600 SWITCHBACK XCR	2019-20
700 RMK 155	2010
800 RMK 144	2010
800 RMK SKS 155	2016
800 RUSH PRO-S	2016, 19-20
800 SWITCHBACK	2012
800 SWITCHBACK	2014
800 SWITCHBACK ADVENTURE	2016, 19
800 SWITCHBACK PRO-S	2015-20
800 SWITCHBACK PRO-X	2016-17
800 SWITCHBACK XCR	2020
850 RUSH PRO-S	2019-20
850 SWITCHBACK PRO-S	2020
850 SWITCHBACK XCR	2020

TERMS & INDEX
NEW
HELMETS
HELMET ACCESSORIES
APPAREL
ACCESSORIES
TRACKS & SUSPENSION
STEERING
TRANS MISSION
PLOW & WINCH
WIND SHIELDS
BRAKES & CARB.
ENGINE PARTS
ELECTRICAL
TRAILER
CHEMICALS
TECH & TOOLS
P.O.P

GRAB BARS AND BUMPERS



Part No. Code Keyword
334-3234 B 17

OEM# 1019636 / 1019636-458 /
2880486-133 / 2880486-458

Model	Year
Polaris™	
600 AXYS PRO RMK	2016-20
600 INDY SP	2019-20
600 INDY XC/XCR	2019-20
600 RMK	2019-20
600 RUSH PRO-S / PRO X	2016-20
600 RUSH XCR	2018-19
600 SWITCHBACK ASSAULT	2017-20
600 SWITCHBACK PRO-S	2016-20
600 SWITCHBACK SP	2019
600 SWITCHBACK XCR	2018-20
800 AXYS PRO RMK	2016-20
800 AXYS RMK ASSAULT	2017-18
800 AXYS SKS	2019-20
800 INDY XC/XCR	2019-20
800 RMK ASSAULT	2016,19
800 RMK KHAOS	2020
800 RUSH PRO S / PRO X	2016-20
800 RUSH XCR	2018
800 SKS	2020
800 SWITCHBACK ASSAULT	2017-20
800 SWITCHBACK PRO S/PRO X	2016-20
800 SWITCHBACK XCR	2018-20
800 TITAN SP/ADVENTURE/XC ALL	2018-20
850 AXYS PRO-RMK	2019-20
850 AXYS SKS	2019-20
850 INDY XC	2019-20
850 INDY XCR	2020
850 PRO-RMK	2019
850 RMK KHAOS	2020
850 RUSH PRO-S	2019-20
850 RUSH XCR	2019
850 SKS	2019-20
850 SWITCHBACK ASSAULT	2019-20
850 SWITCHBACK PRO-S	2019-20
850 SWITCHBACK XCR	2019-20



Part No. Code Keyword
332-3200 B 17

OEM# 517-2654-00
Type: Front Bumper

Model	Year
Ski-Doo™	
FORMULA 500, DLX, 583	1997-98
FORMULA 583/670	1998-99
FORMULA DLX 380	1999
FORMULA DLX 500	1997-99
FORMULA DLX 500 L/C	2000
FORMULA DLX 583/670	1999
FORMULA DLX FAN	2001
FORMULA SL	1998-99
FORMULA Z	1997
FORMULA Z 500	1999
GRAND TOURING 500	1996-97
MXZ	1997
MXZ 440 FAN	2000-01
MXZ 440/500	1997-99
MXZ 583	1997-98
MXZ 670/H.O.	1997-99
SUMMIT 500	1997-00
SUMMIT 583/670	1997-98
SUMMIT FAN	2001
SUMMIT X 670	1999
TOURING 500 L/C	2000



Part No. Code Keyword
332-3201 B 17

OEM# 502-0068-33, 502-0071-16
Type: Front Bumper

Model	Year
Ski-Doo™	
MXZ SPORT	2016-20
RENEGADE SPORT	2016-20
REV XP CHASSIS	2008-15
SUMMIT SPORT	2016-20



Part No. Code Keyword
332-3210 B 17

OEM# 518-3254-81
Type: Heavy Duty Rear Bumper
Aluminum

Model	Year
Ski-Doo™	
EXPEDITION 550F SPORT	2011-15
EXPEDITION 600 ACE SPORT	2011-14
GSX LE 1200	2015
GSX LE/SE 600 HO ETEC	2015
GSX LE/SE 800 R ETEC	2015
MXZ TNT 600 HO ETEC	2015-16
MXZ TNT 800 R ETEC	2015-16
MXZ TNT 900 ACE	2015-16
MXZ TNT 1200	2015-16
MXZ X 1200	2015-16
MXZ X 600 HO ETEC	2015
MXZ X 800 R ETEC	2015
MXZ XRS 600 HO ETEC	2015

Model	Year
Ski-Doo™	
MXZ XRS 800 R ETEC	2015
RENEGADE ADRENALINE 1200	2015-16
RENEGADE ADRENALINE 600 HO ETEC	2015-16
RENEGADE ADRENALINE 800 R ETEC	2015-16
RENEGADE ADRENALINE 900 ACE	2015-16
RENEGADE BACKCOUNTRY 600 HO ETEC	2015
RENEGADE X 1200	2015-16
REV XP CHASSIS	2008-14

GRAB BARS AND BUMPERS



Part No. Code Keyword
332-3211 B 17

OEM# 860-2014-33
 Rear Bumper
 Type: HD Hitch Bumper
 **Hitch Bumpers Compatible with the Following
 Hitches: 354-1011

Model
Ski-Doo™
 FITS 129" TRACK REV GEN 4



OEM# 860-2014-71
 Rear Bumper
 Type: HD Hitch Bumper

Part No. Code Keyword
332-3212 B 17

Model
Ski-Doo™
 FITS 137" TRACK REV GEN 4



OEM# 860-2016-12
 Rear Bumper
 Type: HD Hitch Bumper

Part No. Code Keyword
332-3213 B 17

Model
Ski-Doo™
 FITS 137" TRACK REV GEN 4



Part No. Code Keyword
332-3214 B 17

OEM# 860-2012-50
 Rear Bumper
 Type: HD Hitch Bumper

Model
Ski-Doo™
 FITS 154" TRACK REV GEN 4



Part No. Code Keyword
332-3220 B 17

OEM# 502-0072-81
 Type: Front Bumper

Model	Year
Ski-Doo™	
EXPEDITION SPORT 600ACE XS	2015-18
EXPEDITION SPORT 900ACE XS	2014-18
GRAND TOURING SPORT 600ACE XS	2015-18
GRAND TOURING SPORT 800ACE XS	2018
GRAND TOURING 1200 4-TEC	2018
GSX LE 900ACE XS	2014-15
MXZ 1200 4-TEC	2018
MXZ (ALL FOUR STROKES)	2017
MXZ SPORT 600ACE XS	2015-18
MXZ TNT 900ACE XS	2014-18
RENEGADE (ALL FOUR STROKES)	2017
RENEGADE ADRENALINE 900ACE XS	2014-16
RENEGADE SPORT 600ACE XS	2015-18

BUMPERS

NXT LVL SERIES BUMPERS



334-7501



334-7509



WHILE QUANTITIES LAST

NOT ALL PHOTOS SHOWN

Model	Year	Description	Part No.	Code	Keyword
Polaris™					
Pro RMK/Rush/Switchback/Switchback Assault	2011-15	Front Bumper - White	334-7509	C	CLR
		Front Bumper - Red	334-7501	C	CLR
Pro RMK/Switchback Assault	2016-17	Rear Bumper - Flat Black/Grabber Blue	334-7612	C	CLR
	2011-15	Rear Bumper - Flat Black/Graphite	334-7610	C	CLR
Axys RMK 174	2017-18	Rear Bumper - Flat Black/Lime Twist	334-7623	C	CLR
		Rear Bumper - Flat Black/Orange	334-7626	C	CLR

BUMPERS

CODE = C

KEYWORD = 17



UTV REAR DOUBLE TUBE BUMPER

- Same tube size as OEM Front Bumper
- Constructed of high strength steel
- Shot blasted before powder coated for best possible finish prep.
- Powder coated Black Wrinkle (textured) for supreme durability
- Bumper tilts with the bed



FRONT BUMPER

Model	Year	Front Bumper
Arctic Cat™/Textron™		
Wildcat (1000)	'12-17	33-18606*
Wildcat 1000 (all)	2018	33-18606*

*See page 566 for Required Modular Grill 33-18605

REAR BUMPER

Model	Year	Rear Bumper
Arctic Cat™/Textron™		
Prowler PRO Full-Size	2019	33-18615
Prowler PRO Crew Full-Size	2019	33-18615
Bobcat™		
3200 Series	'11-14	33-48632
3400 Series	'11-15	33-48632
Can-Am™		
Defender HD5 (500)	'17-19	33-28620
Defender HD8 (800)	'16-19	33-28620
Defender HD10 (1000)	'16-19	33-28620
Cushman™		
HAULER 4x4 Full-Size	2019	33-18615
HAULER 4x4 Crew Full-Size	2019	33-18615
Honda™		
Pioneer 700	'14-19	33-68621
Pioneer 700-4	'14-19	33-68621
Pioneer 1000 (3-Seater)	'16-19	33-68622
Pioneer 1000-5 (5-Seater)	'16-19	33-68620
John Deere™		
Gator XUV 835E Full-Size	ALL	33-58690
Gator XUV 835M Full-Size	ALL	33-58690
Gator XUV 835R Full-Size	ALL	33-58690
Gator XUV 865E Full-Size	ALL	33-58690
Gator XUV 865M Full-Size	ALL	33-58690
Gator XUV 865R Full-Size	ALL	33-58690
Kawasaki™		
700 Mule PRO MX MID-Size	2019	33-88691
820 Mule PRO-FXT/FX Full-Size	'15-19	33-88690
820 Mule PRO-FXR Full-Size	'18-19	33-88690
1000 Mule PRO-DXT/DX Diesel Full-Size	'16-18	33-88690

Model	Year	Rear Bumper
Polaris™ Midsize		
ETX Ranger 4x4	'15-16	33-48630
EV Ranger 4x4	'10-19	33-48630
400 Ranger 4x4	'10-14	33-48630
500 Ranger 4x4	'11-13	33-48630
500 Ranger 4x4	'17-19	33-48630
500 Ranger 4x4 Crew	'11-13	33-48630
570 Ranger 4x4	'14-19	33-48630
570 Ranger 4x4 Crew	'14-19	33-48630
800 Ranger 4x4	'13-14	33-48630
Polaris™ Full Size		
Diesel Ranger 900 4x4	'12-14	33-48632
Diesel Ranger 900 4x4 Crew	'13-14	33-48632
Diesel Ranger HST/Deluxe 4x4	'14-17	33-48650
Diesel Ranger 1000 4x4	'15-18	33-48650
Diesel Ranger 1000 4x4 Crew	'15-18	33-48650
TM Ranger 2x4	'04-06	33-48632
500 Ranger 2x4	'05-08	33-48632
500 Ranger 4x4	'05-10	33-48632
570 Ranger 4x4	2015	33-48650
570 Ranger 4x4 (800 body style)	'16-19	33-48652
570 Ranger XP 4x4 (900 body style)	2016	33-48650
570 Ranger 4x4 Crew (800 body style)	'16-19	33-48652
570 Ranger 4x4 Crew (900 body style)	'15-16	33-48650
700 Ranger 4x4	'05-09	33-48632
700 Ranger 4x4 Crew	'08-09	33-48632
800 Ranger 4x4	'10-14	33-48632
800 Ranger 4x4 Crew	'10-14	33-48632

Model	Year	Rear Bumper
Polaris™ Full Size		
800 Ranger 6x6	'10-16	33-48632
900 Ranger 4x4	'13-19	33-48650
900 Ranger 4x4 Crew	'14-19	33-48650
900 Ranger High Lifter Edition	2016	33-48650
1000 Ranger 4x4	2017	33-48650
(Will NOT Work with North Star Edition)		
1000 Ranger 4x4	'18-19	33-48651
1000 Ranger 4x4 Crew	'17-18	33-48650
(Will NOT Work with North Star Edition)		
1000 Ranger 4x4 Crew	2019	33-48651
1000 Ranger High Lifter Edition	'17-18	33-48650
1000 Ranger High Lifter Edition	2019	33-48651
1000 Ranger High Lifter Edition Crew	'17-18	33-48650
1000 Ranger High Lifter	2019	33-48651
1000 Ranger Northsate Edition	'18-19	33-48651
1000 Ranger Northsate Edition Crew	2019	33-48651
Yamaha™		
450 Rhino 4x4	'06-11	33-38608
660 Rhino 4x4	'03-07	33-38608
700 Rhino 4x4	'08-13	33-38608

TOW HOOK

CODE = C

KEYWORD = 16B

- Heavy Duty Steel Tow Hook
- Specifically Designed for Recovery
- 100% MADE IN USA
- Unlike all other mount competitors, our mounts are metal bead blasted before they are powder coated for the best possible finish prep
- Powder coated black for supreme durability
- Very easy to install
- Complete installation instructions included

Model	Year	Front Tow Hook
Polaris™ ATV		
900 RZR	15-19	33-48690
900 RZR 4	15-19	33-48690
900 RZR S	15-19	33-48690
900 RZR S 4	2018	33-48690
Turbo RZR XP	2016	33-48690
Turbo RZR XP	2017	33-48690
Turbo RZR XP	2017	33-48690
Turbo RZR XP 4	2016	33-48690
Turbo RZR XP 4	2017	33-48690
Turbo RZR XP 4	2017	33-48690
RZR RS1	18-19	33-48690

Model	Year	Front Tow Hook
Polaris™ ATV		
GENERAL 1000	16-19	33-48690
GENERAL 4 1000	16-19	33-48690
1000 RZR S	16-19	33-48690
1000 RZR S 4	18-19	33-48690
1000 RZR XP	14-16	33-48690
1000 RZR XP	2017	33-48690
1001 RZR XP	2017	33-48690
1000 RZR XP 4	14-16	33-48690
1000 RZR XP 4	2017	33-48690
1000 RZR XP 4	2017	33-48690



33-48690

SNOWMOBILE MIRRORS



*Sold as Individual

- Easy to mount and extremely flexible.
- Equipped with two special rubber mounted joints.
- Can be installed in front of, or behind the windshield, on the side of the cowl or forward on the hood on all snowmobile models.

Part No.	Code	Keyword
330-6000	B	17

OEM

Arctic Cat™

0134-675

Moto-Ski™

414-2497-00 & 861-7144-00

Ski-Doo™

414-2497-00 & 861-7144-00



*Sold as Pair

- Universal mirror
- Easy to mount and extremely flexible.
- Equipped with two special spring-loaded joints.
- This kit comes with both a left and a right mirror

Part No.	Code	Keyword
330-6001	B	17



*Sold as Individual

- Mirror attaches with Velcro strap to the back of your glove or sleeve.

Part No.	Code	Keyword
330-6011	B	17



*Sold as Individual

- Easy to mount and extremely flexible. Fits on both the left or right side.
- Can be installed in front of, or behind the windshield, on the side of the cowl or forward on the hood, on all snowmobile models.
- Chrome body brightens up any application

Part No.	Code	Keyword
330-6004	B	17



*Sold as Individual

- Universal rear view mirror.
- Mounts to handlebars effortlessly with Velcro straps.
- Rhodes type, adjustable mirror.

Part No.	Code	Keyword
330-6012	B	17



*Sold as Pair

- Arctic Cat™ AFS model mirror set.
- Right OEM# 0636-344
- Left OEM# 0636-171

Part No.	Code	Keyword
331-6002	B	17

Model

Arctic Cat™

CHEETAH TOURING, PANTERA



*Sold as Individual

Adjustable, mounts on the left or right side, universal design.

- Left & Right OEM 0639-363

Part No.	Code	Keyword
331-6000	B	17

Model	Year
Arctic Cat™	
BEARCAT	1995-99
COUGAR	1995-99
EXT	1994-97
EXT 600	1997-98
PANTHER	1996-99
POWDER EXTREME	1997-98
POWDER SPECIAL	1995-98
THUNDERCAT, MC	1998
Z 370	1999
Z 440	1995-99
ZL 440	1997-99
ZL 500/600	1998-99
ZR 440	1998-99
ZR 580	1994-97
ZR 600, EFI, XC	1998-99
ZRT 600, 800	1995-99
ZRT 600, 800	1995-99



TERMS & INDEX

NEW

HELMETS

HELMET ACCESSORIES

APPAREL

ACCESSORIES

TRACKS & SUSPENSION

STEERING

TRANS MISSION

PLOW & WINCH

WIND SHIELDS

BRAKES & CARB.

ENGINE PARTS

ELECTRICAL

TRAILER

CHEMICALS

TECH & TOOLS

P.O.P

SNOWMOBILE MIRRORS



***Sold as Pair**

- Fits AWS new models on the snowmobile hood.
- Lightweight and shock resistant.
- Left OEM# 0639-926
- Right OEM# 0639-925

Part No.	Code	Keyword
331-6007	B	17

Model	Year
Arctic Cat™	
BEARCAT	1995-99
COUGAR/MC	1993-98
EXT 600	1997
EXT, MC	1993-97
JAG LC	1996
JAG/DLX/LC	1992-99
PANTHER/DLX	1992-99
POWDER EXTREME	1997-98
POWDER SPECIAL	1995-97
PUMA/DLX/2UP	1994-97
THUNDER CAT/MC	1993-97
WILDCAT/MC	1992-96
Z 440	1995-98
ZL 440	1997
ZR	1993-97
ZRT 600, 800	1995-97



***Sold as Individual**

- Windshield mount mirror kit.
- Includes mounting hardware.
- Replaces OEM# 2606-267, 2639-477

Part No.	Code	Keyword
331-6017	B	17

Model	Year
Arctic Cat™	
BEARCAT (EXCEPT TURBO)	2003-08
KING CAT	2004-06
MOUNTAIN CAT	2001-04
PANTERA	2003-05
PANTHER	2001-08
Z	2001-07
Z 440 SNO PRO	2000-03
ZL	2001-05
ZR (Except 2K)	2000-06
ZR 440 SNO PRO	2000-01



***Sold as Pair**

- Replaces OEM# 861-7768-00
- Superseded by 861-7805-00

Part No.	Code	Keyword
332-6013	B	17

Model
Ski-Doo™
ZX MODELS



***Sold as Pair**

- Replaces OEM# 861-7776-00

Part No.	Code	Keyword
332-6014	B	17

Model
Ski-Doo™
CK MODELS



***Sold as Pair**

- Fits all Ski-Doo
 - REV models with mobile windshield.
- Replaces OEM# 861-7808-00
Individual Mirrors: 517-3024-49 (RH Mirror)
517-3024-50 (LH Mirror)

Part No.	Code	Keyword
332-6015	B	17

Model	Year
Ski-Doo™	
GSX 500SS/600HO/800HO	2004
MX Z REV 600/800	2003-04
MX Z 600 SDI RENEGADE	2005
SKANDIC 440F	2004



***Sold as Pair**

- Bolts directly onto the side
- Panels of your Ski-Doo REV.
- Replaces oem 861-7845-00

Part No.	Code	Keyword
332-6016	B	17

Model	Year
Ski-Doo™	
REV MODELS 600HO (EXCEPT X)	
GSX 500/600/800 HO/SPORT/ LIMITED	2004
MX Z 600 HO SDI	2004
MX Z 600 HO SDI RENEGADE	2005
SUMMIT 600/800 HO	2004
MOTORCYCLE OEM# 3HE-26280-10-00	
Yamaha™	
FZR600	1989-95

SNOWMOBILE MIRRORS



TERMS & INDEX

NEW

HELMETS

HELMET ACCESSORIES

APPAREL

ACCESSORIES

TRACKS & SUSPENSION

STEERING

TRANS MISSION

PLOW & WINCH

WIND SHIELDS

BRAKES & CARB.

ENGINE PARTS

ELECTRICAL

TRAILER

CHEMICALS

TECH & TOOLS

P.O.P



NEW

OEM# 860-2012-85
 Mirror size: 15.5 X 8cm, **sold per pair**
 Mounts on the side deflectors and can be adjusted for 1-up or 2-up riding. Mirrors can fold away when not in use for easy storage or when covering.

Part No.	Code	Keyword
332-6019	B	17

Model
Ski-Doo™
FITS ALL GEN4 WITH MEDIUM & HIGHER WINDSHIELDS



Bolt Mount Mirror
***Sold as Pair**

- Replaces OEM # 4SV-26290-00
- 4SV-26280-00

Part No.	Code	Keyword
333-6002	B	17

Model	Year
Yamaha™	
MANY MODELS	1997-18



***Sold as Pair**

- Replaces OEM mirror used on Indy classics.
 - Also used as accessory on 1988-98 Indys with original hood design.
- Replaces OEM# 1216502 / 2870938

Part No.	Code	Keyword
334-6003	B	17

Model
Polaris™
INDY CLASSICS



***Sold as Pair**

- Replaces OEM # 2873751

Part No.	Code	Keyword
334-6015	B	17

Model
Polaris™
INDY EDGE CHASSIS



***Sold as Pair**

- Replaces OEM # 2873752

Part No.	Code	Keyword
334-6016	B	17

Model
Polaris™
GENERATION II CHASSIS



NEW

OEM# 2880292
 Mirror size: 13.8 X 7.5cm, **sold per pair**
 Mirrors can fold away when not in use, for storage, or when covering. Install on the hood adjustable, wide-angle view

Part No.	Code	Keyword
334-6017	B	17

Model	Year
Polaris™	
600 INDY ADVENTURE 137	2020-21
600 INDY SP	2019-20
600 INDY XC	2019-20
600 PRO-RMK	2016-19
600 RMK	2018-19
600 RUSH PRO-S	2015-20
600 RUSH XCR	2017-18
600 SWITCHBACK ADVENTURE	2015-19
600 SWITCHBACK ASSAULT	2017-20
600 SWITCHBACK PRO-S	2015-20
600 SWITCHBACK SP	2017-19
600 SWITCHBACK XCR	2018-20
600 VOYAGER	2017-20
800 INDY ADVENTURE	2020
800 INDY XC	2019-20
800 PRO RMK	2016-19
800 RMK ASSAULT 155	2016-19
800 RMK SKS	2017

Model	Year
Polaris™	
800 RUSH PRO-S	2015-20
800 RUSH PRO-X	2016-18
800 RUSH XCR	2017-18
800 SKS	2018-19
800 SWITCHBACK ADVENTURE	2016-19
800 SWITCHBACK ASSAULT	2017-20
800 SWITCHBACK PRO-S	2015-20
800 SWITCHBACK PRO-X	2016-18
800 SWITCHBACK XCR	2018-20
800 TITAN	2018-21
850 INDY ADVENTURE	2020-21
850 INDY XC	2019-20
850 PRO-RMK	2019
850 RUSH PRO-S	2019-20
850 SKS	2019
850 SWITCHBACK ASSAULT	2020
850 SWITCHBACK PRO-S	2020
850 SWITCHBACK XCR	2020

HOOD CABLE

UNIVERSAL HOOD CABLE 72"

Cut to length
1.7mm Thick
Includes 2 Aluminum Crimps

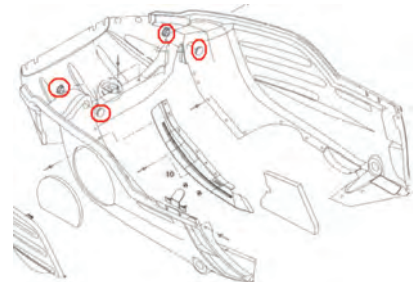
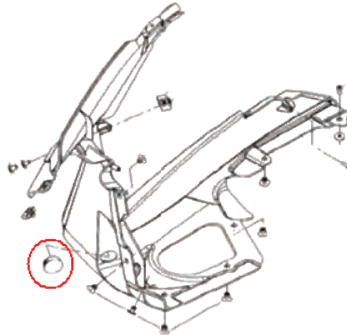
Part No.	Code	Keyword
330-9500	B	17



BELLY PAN CAPS

OEM#414-9166-00, NYLON
SOLD IN 5 PACK

Part No.	Code	Keyword
332-2030	B	16B



Model	Year
Ski-Doo™	
MOST MODELS	1996-18

CAPS ARE USED TO ACCESS FITTINGS
INSIDE BELLY PAN

LEFT/RIGHT BOTTOM PAN EXAMPLE

FULL BOTTOM PAN EXAMPLE

SEAT STORAGE STRAP



Part No.	Code	Keyword
332-9512	B	16

OEM# 510-0056-23

Length (mm)	Width (mm)	Thickness (mm)	Height (mm)
62	30.7	5.3	15



Model	Year	Model	Year
Ski-Doo™		Ski-Doo™	
FREERIDE 800R ETEC	2014-17	SUMMIT SP 600HO ETEC	2014-15
SUMMIT 600 CARB	2016-20	SUMMIT 800R ETEC ALL	2013-17
SUMMIT 600HO ETEC	2016-18	TUNDRA XTREME 600HO ETEC	2016-20
SUMMIT 800R P-TEK	2016		



Part No.	Model	OEM		Retainer
		Stud	Washer	
530-1000	Arctic Cat™	2623-003	2623-004	2623-005
530-1000	Yamaha™	8JP-PAK02-00-00	8JP-RA345-00-00	8JP-RA350-00-00
530-1000	Polaris™	7661969, 7662246	7710634, 7710807	7710630, 710808
530-1001	Ski-Doo™	517-3042-96	517-3045-38	517-3042-97

HOOD STRAP HOLDERS

POLARIS™

Priced Per Package Of 10
Hood Latch Bracket
Replaces: Polaris 5430733
1982-95 All Models
Arctic Cat 0115-307

Priced Individually



Part No.	Code	Keyword
334-9508	B	16B

YAMAHA™

Priced Per Package Of 10
Hood Latch Post
Replaces: Yamaha 8V0-77175-00
1984-95 All Models

Priced Individually



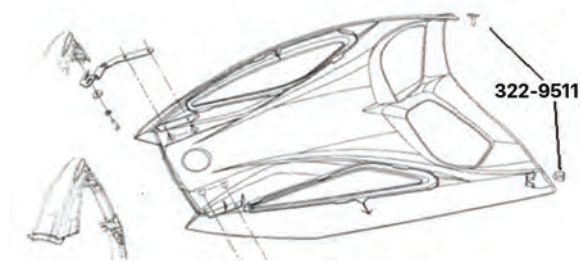
Part No.	Code	Keyword
333-9509	B	16B

HOOD LATCH POST

OEM# 517-3025-43

Sold in a pack of 10

Fits Rev Chassis



Part No.	Code	Keyword
332-9511	B	16B

Model	Year
Ski-Doo™	
EXPEDITION 550F	2005-06
GSX 380F	2005-06
GSX 500SS	2004-06
GSX 550F	2005-09
GSX 600 HO	2004-06
GSX 800 HO	2004-06
GTX 380F	2005-06
GTX 500SS	2005-08
GTX 550F	2005-09
GTX 600 HO ALL	2005-08
GTX 800 HO	2005-06
MACH Z 1000 SDI	2005-06
MACH Z ADRENALINE & X	2007
MX Z 1000 SDI RENEGADE	2006-07
MX Z 380F	2005
MX Z 500SS TRAIL & ADRENALINE	2004-06
MX Z 550F	2005
MX Z 550X	2006

Model	Year
Ski-Doo™	
MX Z 600 HO ADRENALINE	2006
MX Z 600 HO RENEGADE/RENEGADE X	2004-07
MX Z 600 HO SDI ADRENALINE & X	2004-06
MX Z 600 HO TRAIL & ADRENALINE & X	2004-05
MX Z 800 HO ADRENALINE & X	2004-07
MX Z 800 HO RENEGADE & RENEGADE X	2004-07
MX Z BLIZZARD 600 HO SDI	2007
MX Z BLIZZARD 800 HO PTEK	2007
MX Z Rev 600 HO/800/007 Special Edition	2003
MX Z X 440	2003-06
MX Z X 600 HO SDI	2007
MX Z X 800 HO PTEK	2007
REV CHASSIS (ALL)	2003-09
SUMMIT 1000 SDI, HIGHMARK & HIGHMARK X	2005-06
SUMMIT 550F	2005-09
SUMMIT 600 HO	2004-05
SUMMIT 800 HO	2004-06
SUMMIT ADRENALINE 600HO SDI	2008



RUBBER HOOD/PANEL LATCHES

All Hood Latches are made using cold and impact resistant materials



Part No. Code Keyword
331-9500 B 16B

OEM# 0116-827

Model	Year
Arctic Cat™	
CHEETAH (ALL OPTIONS)	1976-78
CROSS COUNTRY L/C	1979
EI TIGRE (ALL OPTIONS)	1976-80
JAG (ALL OPTIONS)	1976-80
LYNX 2000 (ALL OPTIONS)	1977-80
PANTERA (ALL OPTIONS)	1976-79
PANTHER 4000	1977-78
TRAIL CAT F/C	1979
Z (ALL OPTIONS)	1976-77



Part No. Code Keyword
331-9501 B 16B

OEM# 0115-306

Model	Year
Arctic Cat™	
ALL MODELS	1981-98
BEARCAT (ALL OPTIONS)	1999-00
WIDETRACK	1999-00



Part No. Code Keyword
331-9502 B 16B

OEM# 4606-926

Trunk, LH/RH Panel Latch

Model	Year
Arctic Cat™	
BEARCAT 2000 XT/LT	2015-20
BEARCAT 5000	2015
BEARCAT 570	2009-15
F1000 EFI (ALL)	2007-08
F5 EFI/LXR (ALL)	2007-14
F570 (ALL)	2008-14
F6 EFI (ALL)	2007-11
F8 EFI (ALL)	2007-11
LYNX 2000 /LT	2016-20
PANTERA 3000	2017-19
PANTERA 6000	2017-19
PANTERA 7000 /LTD	2017-19
T570	2009-14
XF 6000 CROSSTOUR	2018
XF 7000 CROSSTOUR	2016-18
XF 9000 CROSSTOUR	2018
Z1/TZ1 ALL OPTIONS	2007-15



Part No. Code Keyword
331-9503 B 16B

OEM# 2606-624

*Also Fits the 2006-13 UTV Prowler 550/650/700/1000

Model	Year
Arctic Cat™	
CROSSFIRE 1000 (ALL)	2003-06
CROSSFIRE 500 (ALL)	2007-09
CROSSFIRE 600 (ALL)	2006-11
CROSSFIRE 700 (ALL)	2006
CROSSFIRE 800 (ALL)	2007-11
FIRECAT 500 (ALL)	2004-06
FIRECAT 600 (ALL)	2003-06
FIRECAT 700 (ALL)	2005-06
M1000 (ALL)	2007-11
M5 (ALL)	2005-06
M6 (ALL)	2005-11
M7 (ALL)	2005-06
M8 (ALL)	2007-11
SABERCAT 500 (ALL)	2004-06
SABERCAT 600 (ALL)	2004-06
SABERCAT 700 (ALL)	2004-06
SNOW PRO 500	2010-14
SNOW PRO 600	2009-11



Part No. Code Keyword
331-9504 B 16B

OEM# 1606-067

Model	Year
Arctic Cat™	
ALL MODELS	1999-08



Part No. Code Keyword
331-9505 B 16B

OEM# 1606-930

*Also Fits the 2011-15 ATV 550/700/1000

Model	Year
Arctic Cat™	
AC 120	2007-12
AC 440 SNO PRO (ALL OPTIONS)	2003-06
F 120	2001-06
SNO PRO 120	2009-12
SNO PRO 500	2010-13
SNO PRO 600	2007-11
SNO PRO MOD	2005
Z 120 SNO PRO	2001
Z 440 SNO PRO (ALL OPTIONS)	2001-03
ZR 120	2002-05
ZR 120	2014-21
ZR 200	2018-21
ZR 440 SNO PRO (ALL OPTIONS)	2001-02



Part No. Code Keyword
332-9400 B 16B

OEM# 517-3042-89

LH/RH Panel Latch

Model	Year
Ski-Doo™	
EXPEDITION LE/SE 1200 4-TEC	2011-19
EXPEDITION LE/SE 600 ETEC	2011-19
EXPEDITION LE/SE/SWT 900 ACE	2015-20
EXPEDITION TUV/SE 1200 4-TEC	2010
EXPEDITION TUV/SE 600 HO SDI	2009-10
EXPEDITION XTREME 800 ETEC	2016-19
SKANDIC SWT 550F	2014-19
SKANDIC SWT 600 ACE	2012-19
SKANDIC SWT 600 ETEC	2012-19
SKANDIC WT 550F	2012-20
SKANDIC WT 600 ACE	2011-20
SKANDIC WT 600 ETEC	2011-20
SKANDIC WT/SWT 900 ACE	2015-20
TUNDRA WT 550F	2014-17



Part No. Code Keyword
332-9401 B 16B

OEM# 293-1502-11/517-3045-72

LH/RH Panel Latch

Model	Year
Ski-Doo™	
EXPEDITION LE/SE 1200 4-TEC	2011-19
EXPEDITION LE/SE 600 ETEC	2011-19
EXPEDITION LE/SE/SWT 900 ACE	2015-20
EXPEDITION TUV/SE 1200	2010
EXPEDITION TUV/SE 600HO	2010
EXPEDITION XTREME 800 ETEC	2016-19
SKANDIC 900 ACE	2018
TUNDRA WT 550F	2018

RUBBER HOOD/PANEL LATCHES

All Hood Latches are made using cold and impact resistant materials



Part No.	Code	Keyword
332-9402	B	16B

OEM# 517-3045-01/517-3047-43/517-3049-99
Rear Panel Latch



Part No.	Code	Keyword
332-9403	B	16B

OEM# 517-3040-93

Center Panel Latch

Model	Year
Ski-Doo™	
SKANDIC TUNDRA	2010
TUNDRA 550F ALL	2011-20
TUNDRA LT 600 ACE	2011-20
TUNDRA SPORT 600 ACE	2012-20
TUNDRA XTREME 600 ETEC	2012-20



Part No.	Code	Keyword
332-9404	B	16B

OEM# 517-3040-94 / 517-3051-86

Front Panel Latch

Model	Year
Ski-Doo™	
SKANDIC TUNDRA	2010
TUNDRA LT 550F	2011-20
TUNDRA LT 600 ACE	2011-19
TUNDRA SPORT 550F	2011-20
TUNDRA SPORT 600 ACE	2013-20
TUNDRA XTREME 600 ETEC	2011-20

FRONT LATCH LH



Part No.	Code	Keyword
332-9405	B	16B

OEM# 517-3059-80

REAR LATCH RH



Part No.	Code	Keyword
332-9408	B	16B

OEM# 517-3057-73

FRONT LATCH RH



Part No.	Code	Keyword
332-9406	B	16B

OEM# 517-3059-79

LOWER LATCH LH



Part No.	Code	Keyword
332-9409	B	16B

OEM# 517-3063-10

REAR LATCH LH



Part No.	Code	Keyword
332-9407	B	16B

OEM# 517-3057-74

LOWER LATCH RH



Part No.	Code	Keyword
332-9410	B	16B

OEM# 517-3063-09

Model	Year
Ski-Doo™	
BACKCOUNTRY 600R E-TEC	2019-22
BACKCOUNTRY 850 E-TEC	2019-22
EXPEDITION LE/SE/SWT 900 ACE	2020-22
EXPEDITION LE/SE 600R E-TEC	2020-21
EXPEDITION LE/SE 900 ACE	2020-22
EXPEDITION LE/SE 900 ACE TURBO	2020-22
EXPEDITION SPORT 600 ACE	2020-21
EXPEDITION SPORT 900 ACE	2019-22
EXPEDITION XTREME 850 E-TEC	2020-21
FREERIDE 850 E-TEC	2018-21
GRAND TOURING 600 ACE	2020-21
GRAND TOURING 600R E-TEC	2019-21
GRAND TOURING 900 ACE	2019-22
GRAND TOURING 900 ACE TURBO	2019-22

Model	Year
Ski-Doo™	
MXZ 600R E-TEC	2018-21
MXZ 600RS	2018-21
MXZ 850 E-TEC	2017-21
RENEGADE 600 ACE	2020
RENEGADE 600 EFI	2021-22
RENEGADE 600R E-TEC	2019-21
RENEGADE 850 E-TEC	2017-21
RENEGADE 900 ACE	2019-21
RENEGADE 900 ACE TURBO	2019-21
SUMMIT 600R E-TEC	2019-21
SUMMIT 850 E-TEC	2017-22
TUNDRA 600 ACE	2021-22
TUNDRA 600 EFI	2021-22



Part No.	Code	Keyword
332-9411	B	16B

OEM# 517-3052-79

LH/RH Panel Latch

Model	Year
Ski-Doo™	
EXPEDITION SPORT 600 ACE	2015-19
EXPEDITION SPORT 900 ACE	2014-18
FREERIDE 800 ETEC	2014-17
GRAND TOURING LE 900 ACE	2016-18
GRAND TOURING LE/SE 1200 4-TEC	2016-18
GRAND TOURING SPORT 600 ACE	2015-19
GSX LE 600 ETEC	2014-15
GSX LE 900 ACE	2014-15
MXZ 600RS	2014-17
MXZ BLIZZARD (ALL)	2016-17
MXZ IRON DOG 600 ETEC	2015
MXZ IRON DOG 800 800 ETEC	2015
MXZ SPORT 600 ACE	2015-18
MXZ SPORT 900 ACE	2017-18

Model	Year
Ski-Doo™	
MXZ TNT 600 ETEC	2014-18
MXZ TNT 800 ETEC	2013-16
MXZ TNT 900 ACE	2014-18
MXZ X 600 ETEC	2013-18
MXZ X 800 ETEC	2013-16
MXZ X/TNT 1200 4-TEC	2016-18
MXZ XRS 600 ETEC	2014-18
MXZ XRS 800 ETEC	2014-18
RENEGADE /X 600 ETEC	2013-18
RENEGADE /X 800 ETEC	2013-16
RENEGADE ADRENALINE 1200 4-TEC	2016-17
RENEGADE ADRENALINE 600 ETEC	2014-18
RENEGADE ADRENALINE 800 ETEC	2014-16
RENEGADE ADRENALINE 900 ACE	2014-18
RENEGADE BACKCOUNTRY /X 600 ETEC	2013-18
RENEGADE BACKCOUNTRY /X 800 ETEC	2013-17
RENEGADE ENDURO (ALL)	2016-18
RENEGADE SPORT 600 ACE	2018-19
RENEGADE X 1200 4-TEC	2016-18
RENEGADE XRS 800 ETEC	2016-17
SUMMIT BURTON 800 ETEC	2016-17
SUMMIT SP 600 ETEC	2014-18
SUMMIT SP/X 800 ETEC	2013-16

RUBBER HOOD/PANEL LATCHES

All Hood Latches are made using cold and impact resistant materials



Part No. Code Keyword
332-9412 B 16B

OEM# 517-3049-19

RH Panel Latch

1pc Per Machine.

Model	Year
Ski-Doo™	
EXPEDITION SPORT 600 ACE	2015-19
EXPEDITION SPORT 900 ACE	2014-18
GRAND TOURING LE 900 ACE	2016-18
GRAND TOURING LE/SE 1200 4-TEC	2017-18
GRAND TOURING SPORT 600 ACE	2015-19
GSX LE 900 ACE	2014-15
MXZ SPORT 600 ACE	2015-18
MXZ TNT 1200 4-TEC	2016-18
MXZ TNT 900 ACE	2015-18
MXZ X 1200 4-TEC	2016-18
RENEGADE ADRENALINE 1200 4-TEC	2016-18
RENEGADE ADRENALINE 900 ACE	2014-18
RENEGADE SPORT 600 ACE	2015-19
RENEGADE X 1200 4-TEC	2016-18



Part No. Code Keyword
332-9506 B 16B

OEM# 517-3024-48

LH/RH Panel Latch

*Also Fits the 2008-11 ATV Renegade 500 and the 2007-11 ATV Renegade 800

Model	Year
Ski-Doo™	
EXPEDITION 550F/SPORT 550F	2005-08
EXPEDITION SPORT V-800	2007-08
FREESTYLE 300	2006
FREESTYLE 550F	2007-09
FREESTYLE BACKCOUNTRY 550F	2007-09
FREESTYLE PARK 550F	2007-08
FREESTYLE SESSION 300F	2007-08
GSX 380F	2005-06
GSX 500SS/SPORT	2004-07
GSX 550F	2005-09
GSX 600 ALL	2004-06
GSX 800 ALL	2004-06
GSX LTD 600 HO/800 HO	2007
GSX SPORT 500 SS	2007
GSX SPORT 600 HO SDI	2007
GTX 380F	2005-06
GTX 500SS/SPORT	2006
GTX 550F	2005-09
GTX 600 HO ALL	2005-08
GTX 600 SPORT	2006
GTX 800 HO	2005-07
GTX 800 LIMITED	2006
GTX FAN	2009
GTX LTD 600 HO SDI	2007



Part No. Code Keyword
332-9500 B 16B

OEM# 570-0271-00

Priced Each

Model	Year
Ski-Doo™	
ALL F-2000 CHASSIS	1993-97
ALL S-2000 CHASSIS	1995-01
ALL ZX CHASSIS	1999-04
MINI Z	1998-07
MOST MODELS	1993-04



Part No. Code Keyword
332-9504 B 16B

OEM# 861-7739-00

Model

Ski-Doo™
 Same Applications As 332-9500 but with complete hardware kit

Model	Year
Ski-Doo™	
GTX LTD 800 HO PTEK	2007
GTX SPORT 500 SS	2007
GTX SPORT 600 HO SDI	2007
LEGEND TOURING V-800	2007, 09
LEGEND TRAIL V800	2007
MACH Z 1000	2005-06
MACH Z- ADRENALINE	2007
MACH Z X	2007
MX Z 1000 SDI RENEGADE RT	2007
MX Z 380F	2005-06
MX Z 440X RACING	2007
MX Z 500 SS ADRENALINE/RENEGADE	2004-05
MX Z 500 TRAIL	2004-06
MX Z 550F	2005-07
MX Z 550X	2007-09
MX Z 600 ADRENALINE/SDI	2006
MX Z 600 HO ALL OPTIONS	2004-05
MX Z 600 SPORT HO	2003
MX Z 600 X	2006
MX Z 600 X/HO	2003-05
MX Z 800 HO ADRENALINE	2004-06
MX Z 800 HO RENEGADE/X	2004-06
MX Z 800 R	2002
MX Z 800 RENEGADE/X	2006
MX Z 800 SPORT	2003
MX Z 800 X	2003
MX Z ADRENALINE 500SS	2007
MX Z ADRENALINE 600HO/HO SDI	2005-07
MX Z ADRENALINE 800 HO PTEK	2007
MX Z BLIZZARD 600HO/800HO	2007
MX Z RENEGADE/X 600HO/800HO	2007



Part No. Code Keyword
332-9502 B 16B

OEM# 570-2753-00

Model	Year
Moto-Ski™	
MIRAGE I	1980-82
MIRAGE II	1980-82
MIRAGE II	1985
MIRAGE IIE	1980-83
SONIC L/C	1984
SPECIAL	1980-82
Ski-Doo™	
CHEYENNE	1989-91
CITATION (ALL OPTIONS)	1980-84
ESCAPADE	1987-89
FORMULA (ALL OPTIONS)	1985-91
GRAND LUXE LC	1985-89
MACH I	1989-91
MACH I XTC	1991
NORDIC	1981-83
SAFARI	1984-89
SAFARI CHEYENNE	1990-91
SAFARI SCOUT	1990-92
SAGA	1989
SCOUT	1989-92
SKANDIC (ALL OPTIONS)	1982-88
STRATOS	1987-88
VOYAGEUR	1989

Model	Year
Ski-Doo™	
MX Z TRAIL 500SS	2007
MX Z X 440 RACING	2004-05
MX Z X 550 FAN	2006
MX Z X 600 RENEGADE SDI	2006
MX Z X 600 SDI/HO SDI	2006-07
MX Z X 800HO PTEK	2007
MX Z XRS 600HO/800HO	2007
MX ZX 440	2003
SKANDIC TUNDRA 300F	2006-09
SKANDIC TUNDRA LT 550F	2008-09
SKANDIC TUNDRA LT V-800	2007-09
SUMMIT 1000 HIGHMARK /X	2005
SUMMIT 550F	2005-08
SUMMIT 600 HO	2004-05
SUMMIT 800 ADRENALINE	2006
SUMMIT 800 X/HO X	2004-06
SUMMIT ADRENALINE 600HO SDI	2007-08
SUMMIT ADRENALINE 800R	2007
SUMMIT FAN	2009
SUMMIT HIGHMARK	2006-07
SUMMIT X	2007
SUMMIT XRS	2007

RUBBER HOOD/PANEL LATCHES

All Hood Latches are made using cold and impact resistant materials



TERMS & INDEX

NEW

HELMETS

HELMET ACCESSORIES

APPAREL

ACCESSORIES

TRACKS & SUSPENSION

STEERING

TRANS MISSION

PLOW & WINCH

WIND SHIELDS

BRAKES & CARB.

ENGINE PARTS

ELECTRICAL

TRAILER

CHEMICALS

TECH & TOOLS

P.O.P



Part No. Code Keyword
332-9507 B 16B

OEM# 517-3021-52

Model	Year
Ski-Doo™	
ALL TRIPLES (CK 3 CHASSIS)	1999-03
EXPEDITION 4-TEC	2004
EXPEDITION 600 HO SDI	2005-07
EXPEDITION 600 HO SDI TUV	2007, 09
EXPEDITION V-1000	2005-06
EXPEDITION V-1300	2008
EXPEDITION V-800 TUV	2007
EXPEDITION V-800 TUV 4-TEC	2009
FORMULA III 600/700	1999
FORMULA III 700 R	2000
FORMULA III 800	1999-00
GRAND TOURING 700	1999-00
GRAND TOURING 800 SE	2001
GRAND TOURING SE	1999-00
GRAND TOURING SE	2000
MILLENNIUM EDITION	
MACH I	1999
MACH I R	1999-00
MACH Z ALL	1999-03
SKANDIC 550 F SUV	2008-09
SKANDIC 550 F SWT	2008
SKANDIC 550 F WT	2008-11
SKANDIC 600 HO SDI SUV	2008
SKANDIC 600 WT	2008-10
SKANDIC SUV	2009
SKANDIC SWT	2009
SKANDIC V-800 SWT	2007-11



Part No. Code Keyword
332-9510 B 17

OEM# 511000528

Trunk Strap

Fits XP Chassis

Model	Year	Model	Year
Ski-Doo™		Ski-Doo™	
GSX 900 ACE	2014-15	MX Z TNT 600HO ETEC	2011-12
GSX LE 1200	2009-15	MX Z TNT 800R ETEC	2011-12
GSX LE/SE 600HO ETEC	2009-15	MX Z TNT 800R PTEK	2011
GSX LTD 600HO SDI	2008	MX Z TRAIL 500SS	2008
GSX LTD 800R	2008	MX Z X 1200 4-TEC	2009
GSX SE 1200/XR	2010-15	MXZ SPORT 550F XP-FAN	2011-14
GSX SE 800R ETEC XR	2012-15	MXZ SPORT 600 ACE XP	2013-14
GSX SPORT 500SS	2008	MXZ SPORT 600 REV	2011-15
GSX SPORT 550F	2010	MXZ TNT 550F XP-FAN	2011
GSX SPORT 600	2010	MXZ TNT 600 ACE	2011
MX Z 50TH ANNIVERSARY	2009	MXZ X & TNT 1200 XR	2011-12
MX Z ADRENALINE 1200	2010	RENEGADE 600 ACE	2018-19
MX Z ADRENALINE 600HO/SDI/ETEC	2008-10	RENEGADE 600 CARB	2018-20
MX Z ADRENALINE 800R/PTEK.	2008-10	RENEGADE ADRENALINE 1200/XR	2010-12
MX Z RENEGADE 1200 4-TEC	2009	RENEGADE ADRENALINE 600HO/ETEC	2010-12
MX Z RENEGADE 600 HOSDI/ETEC	2008-09	RENEGADE ADRENALINE 800R ETEC	2011-12
MX Z RENEGADE 800R/PTEK	2008-09	RENEGADE ADRENALINE 800R PTEK.	2010-11
MX Z RENEGADE X 600 HO ETEC	2009	RENEGADE BACKCOUNTRY 600HO ETEC	2010-12
MX Z RENEGADE X 800R PTEK.	2009	RENEGADE BACKCOUNTRY 800HO PTEK.	2010
MX Z SPORT 600	2010-11	RENEGADE BACKCOUNTRY 800R ETEC XP	2012
MXZ 600 ACE	2018	RENEGADE BACKCOUNTRY 800R PTEK	2010-11
MXZ 600 CARB	2018-20	RENEGADE SPORT 550F	2010-14
MX Z TNT 1200 4-TEC	2009	RENEGADE SPORT 600 ACE/XP	2011-15
MX Z TNT 550F	2010-12	RENEGADE X 1200 XR	2011-12
MX Z TNT 600/ACE	2011-12	SUMMIT 600 CARB	2018



Part No. Code Keyword
332-9508 B 16B

OEM# 517-3038-08

LEFT SIDE



Part No. Code Keyword
332-9509 B 16B

OEM# 517-3036-12

RIGHT SIDE

Model	Year
Ski-Doo™	
EXPEDITION 600 ACE	2011-19
EXPEDITION SPORT 550F XP-FAN	2011-20
FREERIDE ALL	2012-15
GRAND TOURING LE 600HO ETEC	2010-14
GRAND TOURING LE/SE 1200	2010-15
GRAND TOURING SPORT 550F/600/600 & 900 ACE	2010-15
GRAND TOURING SPORT 600 ACE	2016-19
GSK 800R ETEC	2012
GSX LE/SE 1200	2009-15
GSX LE/SE 600HO ETEC	2009-15
GSX LTD 600HO/800R	2008-09
GSX SPORT 500SS	2008
GSX SPORT 550F/600	2010
GTX LE 1200 4-TEC/SPORT 500SS	2009
MX Z 600RS	2008-09
MX Z ADRENALINE 600HO SDI/ETEC	2008-10
MX Z ADRENALINE 800R PTEK	2008-10
MX Z ADRENALINE/X 1200	2009-10
MX Z RENEGADE/X 600HO SDI/ETEC	2008-09
MX Z RENEGADE/X 800R PTEK	2008-09
MX Z SPORT 550F XP-FAN	2011-14
MX Z SPORT 600 CARB	2010-20
MX Z TNT 500SS	2008-09
MX Z TNT 550F	2010-15
MX Z TNT 600/HO ETEC/ACE	2009-15
MX Z TNT 800R ETEC/PTEK	2011-14
MX Z TNT 900 ACE	2014
MX Z TNT/X TNT 1200	2009-14
MX Z TRAIL 500SS	2008

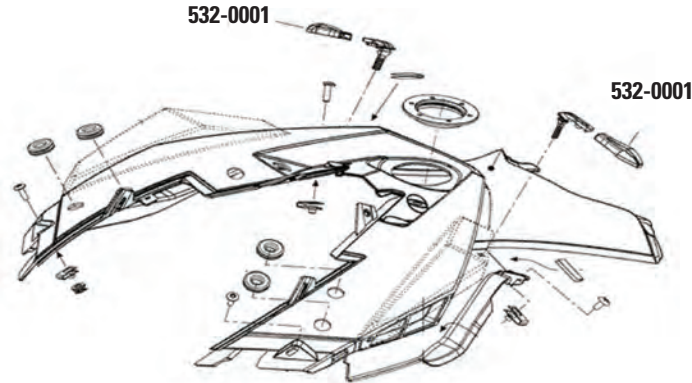
Model	Year
Ski-Doo™	
MX Z X 1200	2009-15
MX Z X 600HO SDI/ETEC	2008-15
MX Z X 800R ETEC	2011-15
MX Z X 800R SDI/PTEK	2008-10
MX Z X-RS 600/800R PTEC/ETEC	2009-15
RENEGADE ADRENALINE 600HO ETEC	2010-15
RENEGADE ADRENALINE 800R PTEC/ETEC	2011-15
RENEGADE ADRENALINE 900 ACE	2014
RENEGADE ADRENALINE/ RENEGADE 1200	2010-15
RENEGADE BACKCOUNTRY/X 600HO ETEC	2010-15
RENEGADE BACKCOUNTRY/X 800HO PTEK	2010-11
RENEGADE BACKCOUNTRY/X 800R ETEC	2011-15
RENEGADE SP 800R PTEK	2011
RENEGADE SPORT 550F	2010-14
RENEGADE SPORT 600 ACE	2012-19
RENEGADE SPORT 600 CARB	2015-20
RENEGADE X 600HO ETEC	2010-15
RENEGADE X 800R PTEK/ETEC/XRS ETEC	2011-15
SUMMIT EVEREST 500SS	2009
SUMMIT EVEREST 600HO/R ETC	2009-11
SUMMIT EVEREST 800R PTEK	2008-11
SUMMIT FREERIDE 800R ETEC	2011
SUMMIT HILLCLIMB	2009-10
SUMMIT SP/SPORT 800R	2011-15
SUMMIT SP/SPORT 600	2010-20
SUMMIT X 600HO ETEC	2009-11
SUMMIT X 800R ETEC/PTEK	2008-15

RUBBER HOOD/PANEL LATCHES

All Hood Latches are made using cold and impact resistant materials



SIDE PANEL LATCH KIT



Part No.	Code	Keyword
532-0001	B	16B

Priced Per Pair


OEM# 517-3039-81 / 517-3040-75 / 517-3060-57 / 860-2002-37/860-2002-39

*Also Fits 2017-20 Can-Am Outlanders

Model	Year
Ski-Doo™	
EXPEDITION LE/SE 1200 XU	2011-19
EXPEDITION LE/SE 600HO ETEC XU	2011-19
EXPEDITION LE/SE/SWT 900 ACE	2015-20
EXPEDITION SPORT 550F XP-FAN	2011-20
EXPEDITION SPORT 600 ACE	2011-16
EXPEDITION TUV/SE 600HO SDI XU	2009-10
EXPEDITION TUV/SE1200 REV-XU	2009-10
EXPEDITION XTREME 800 ETEC	2016-19
FREERIDE 137,146,154,800RE XP	2013
FREERIDE 154R,800RE XP	2013
GRAND TOURING SPORT 550F	2011-15
GRAND TOURING SPORT 600 ACE	2011-14
GRAND TOURING SPORT 600 XP	2011-14
GSX LE 600HO ETEC	2011-12
GSX LE 600HOE XP	2013
MX Z SPORT 600 CARB	2011-20
MXZ SPORT 550F XP-FAN	2011-14
MXZ SPORT 600/ACE	2011-16

Model	Year
Ski-Doo™	
MXZ TNT 550F XP-FAN	2011-12
MXZ TNT 600/600 ACE	2011-12
MXZ TNT 600HO ETEC	2011-12
MXZ TNT 800R ETEC	2011-12
MXZ TNT 800R PTEK	2011
MXZ X 600HO ETEC	2011-12
MXZ X 600RS	2011-12
MXZ X 800R ETEC	2011-12
MXZ X-RS 600HO ETEC	2011-12
MXZ X-RS 800R ETEC	2011-12
RENEGADE ADRENALINE 600HO ETEC	2011-12
RENEGADE ADRENALINE 800R ETEC	2011-12
RENEGADE ADRENALINE 800R PTEK	2011
RENEGADE BACKCOUNTRY 800R PTEK	2011
RENEGADE BACKCOUNTRY/X 600HO ETEC	2011-12
RENEGADE BACKCOUNTRY/X 800R ETEC	2011-12
RENEGADE SP 800R PTEK	2011
RENEGADE SPORT 550F	2011-14

Model	Year
Ski-Doo™	
RENEGADE SPORT 600 ACE	2011-16
RENEGADE SPORT 600 CARB	2015-20
RENEGADE X 600HO ETEC	2011-12
RENEGADE X 800R ETEC	2011
SKANDIC SWT 600 ACE	2012-14
SKANDIC SWT 600 HO ETEC	2012-20
SKANDIC WT 550F	2012-20
SKANDIC WT 600 ACE	2011-20
SKANDIC SWT/WT 900 ACE	2015-20
SKANDIC WT 600HO ETEC	2011-20
SUMMIT EVEREST 600HO ETC	2011
SUMMIT EVEREST 800R ETEC	2011-12
SUMMIT EVEREST 800R PTEK	2011
SUMMIT SP 800R E-TEC	2012
SUMMIT SPORT 600 CARB	2015-20
SUMMIT SPORT 600/HO ETEC	2011-16
SUMMIT SPORT 800R P-TEK	2011-16



Part No.	Code	Keyword
334-9506	B	16B

OEM# 5410370

Model	Year
Polaris™	
ALL MODELS (EXCEPT EDGE CHASSIS, STRAP ONLY)	1984-00



Part No.	Code	Keyword
334-9510	B	16B

OEM# 5433150

Model	Year
Polaris™	
ALL MODELS (EXCEPT EDGE CHASSIS, KIT)	1984-00




Part No.	Code	Keyword
334-9511	B	16B

OEM# 5438082/5438262

LH/RH Panel Latch

* Also Fits the 2013-14 Scrambler 850 ATV and the 2014-18 Scrambler 1000

Model	Year
Polaris™	
550 INDY/RMK ALL	2014-21
600 INDY (ALL)	2013-22
600 RMK/PRO RMK	2012-22
600 RUSH ALL	2010-20
600 SWITCHBACK ALL	2012-21
600 VOYAGEUR	2019-21
800 AXYS PRO RMK 163/155	2017-18
800 INDY XC/XCR	2019-20
800 PRO RMK 155/163/ES/INTL ALL	2011-18
800 RMK ALL	2011-20
800 RMK ASSAULT/KHAOS	2011-20
800 RUSH ALL	2011-20
800 SWITCHBACK (ALL)	2011-20
800 TITAN SP/ADVENTURE/XC	2018-22
850 AXYS PRO RMK	2019-21
850 AXYS SKS	2019-21
850 INDY XC/XCR	2019-21
850 RMK KHAOS	2021-22
850 PRO RMK/RMK PRO	2019-22
850 RUSH (ALL)	2019-20
850 SKS	2019-21
850 SWITCHBACK (ALL)	2019-21



Part No.	Code	Keyword
334-9509	B	16B

OEM# 5433150

*Also Fits many 2011-19 ATV's

Model	Year
Polaris™	
ALL MODELS EXCEPT RUSH/SWITCHBACK/RMK	2001-13
120 ALL	2000-22

RUBBER HOOD/PANEL LATCHES

All Hood Latches are made using cold and impact resistant materials



Part No. Code Keyword
333-9502 B 16B

OEM# 8V0-77171-00

*Also Fits the 2008-09 and 2011-2013 ATV Rhino 700

Model	Year
Yamaha™	
ALL MODELS (EXCEPT RX-1 CHASSIS)	1998-05
EXCITER 570	1987-93
INVITER 300	1987-89
OVATION 340	1989-97
PHAZER 480	1984-97
VENTURE 410 TR	1992-97
VENTURE 480	1991-97
VK 450	1988-97
VMAX 500,600	1994-97



Part No. Code Keyword
333-9503 B 16B

OEM# 8G5-77170-00-00

Model	Year
Yamaha™	
EC 340	1981-83
ET 250	1978-81
ET 300	1979-82
ET 340	1978-83
SR 540 ,SS 440	1980-82



Part No. Code Keyword
333-9504 B 16B

OEM# 8V0-77171-00

*Also Fits many UTV'S

Model	Year
Yamaha™	
CF300	1986-90
CS340	1989, 92-99
ET 410	1992-95
EX 570 / II	1987-93
MM 600 / 700 / 800	1997-03
PHAZER 480, 480E, II, II LE, II ST	1984-93
PZ 480 / II	1984-99
PZ 500 / DLX / ML	1999-01
SRX 500R / 600R / 700R	2000-03
SRX 600 / 700	1998-02
SX VENOM / ER	2005-06
SX VIPER / ER / MTN	2002-06
VK 540E, II, III	1998-06
VT 480	1991-98
VT 500 / 500 XL / 600 / 700	1999-06
VX 500 / 600	1994-03
VX 700	1997-02
VX 800	1995-97



Part No. Code Keyword
333-9505 B 16B

OEM# 8GJ-77171-00-00

LH/RH Panel Latch

Model	Year
Yamaha™	
VENTURE LITE	2007-13
VENTURE MULTI PURPOSE	2013-18



Part No. Code Keyword
333-9506 B 16B

OEM# 8FA-77171-00

LH/RH Panel Latch

Model	Year
Yamaha™	
RS NYTRO/ER	2006-07
RS RAGE	2005-07
RS VECTOR/ER/GT/MTN/MTN SE	2005-06
RS VENTURE	2005-18
RS VIKING/VIKING PRO	2008-15
RX WARRIOR/LE	2004-05
RX 1 MNT/LE	2003-05
RX 1/ER/LE	2003-05
VK PROFESSIONAL	2006-21



TERMS & INDEX
NEW
HELMETS
HELMET ACCESSORIES
APPAREL
ACCESSORIES
TRACKS & SUSPENSION
STEERING
TRANS MISSION
PLOW & WINCH
WIND SHIELDS
BRAKES & CARB.
ENGINE PARTS
ELECTRICAL
TRAILER
CHEMICALS
TECH & TOOLS
P.O.P

HANDLEBARS

NXT LVL BAR

ATTENTION RIDERS: "Get lower to your sled, take control, and let my new NXT LVL bar from Fly Racing take your riding to the NEXT LEVEL!"—Dan Adams Next Level Riding Clinic
The new NXT LVL bar from Fly Racing will help take your riding to the next level.



Close-up of Adjustment Cut lines



Crossbar Predrilled for Mountain Bar
(Mountain Bar Not Included)

- Designed and tested with one of the industry's most technical backcountry athlete's, Dan Adams from Next Level Riding Clinics
- NXT LVL specific bend will improve handling and increase control of machine
- Will lower the center of gravity which causes the machine to feel less "tippy" a trait found on new body style machines
- Made from 2014 Aluminum allowing for greater flex through bumps to help reduce arm pump
- Bead blasted finish for added strength
- Standard 7/8" diameter
- 5 3/4" height with an 8 degree pullback
- Will accept Fly Aero Taper, SLP Pro Taper, and Polaris Pro Taper style handlebar hooks
- Grip area is wide enough to accept OEM controls and handguards
- Adjustment lines on the end of the handlebars allows you to cut the bars down to your preferred width
- Crossbar is drilled to accept mountain strap - Mountain strap not included
- NXT LVL handlebar includes Fly Racing crossbar pad
- Crossbar pad made from heavy duty woven material, won't crack in cold temperatures

Description	Part No.	Diameter	Height	Pull Back	Code	Keyword
NXT LVL Black	37-07011	7/8"	5 3/4"	8°	B	16B
NXT LVL White	37-07019	7/8"	5 3/4"	8°	B	16B



HANDLEBARS

AERO TAPERED HANDLEBARS

- 7075 taperwalled aircraft Aluminum
- Taperwall tubing is 1 1/8" at clamp area and tapers to 7/8" for standard grips and controls
- Controlled flex dissipates shock and reduces rider fatigue
- Bead blasted surface for added strength
- Alignment gauge for custom fit
- 1 1/8" clamp kit or risers are require to mount for snowmobile applications
- Used by Factory teams and top rides throughout the world




Note: Handlebars may need to be drilled out to accomodate some handlebar hooks

Description	Part No.	Length	Rise	Pull Back	Finish	Code	Keyword
Sno-X Race Bar	37-07006	760mm	0mm	10°	Silver	B	16B
Sno-X Bar	37-07005	813mm	0mm	10°	Silver	B	16B
Sno-X Mountain Bar	37-07007	743mm	0mm	20°	Silver	B	16B
Mini	37-07010	750mm	97mm	5°	Silver	B	16B

CARBON FIBER WRAP TAPERED HANDLEBAR

- 7075-T6 Aluminum wrapped in a thin skin of carbon fiber
- Clamp surface is 1 1/8", tapers down to 7.8"
- Carbon fiber wrap acts as an insulation barrier between the grip heater and the Aluminum, allowing grips to get hotter.
- 1 1/8" oversize clamp kit or risers are required to mount on snowmobile



Description	Part No.	Length	Pull Back	Code	Keyword
Carbon Wrap Tapered Handlebar with race bend	340-1700	760mm	10°	B	16B



GRAB STRAP

- Fit 7/8" bars, 15" long.
- Width: 32mm, thickness: 17.9mm w/instruction sheet.
- Both side bracket: hole 7mm/w.:22.2mm.
- W/2pc bolt, 2pc washer, 2pcs nylon nut.
- Material: rubber (epdm)+steel k5
- Nylon webbing reinforced for lasting durability
- Works on ATV's and Snowmobiles
- Includes all hardware for installation



Part No.	Code	Keyword
340-1610	B	17

TERMS & INDEX
NEW
HELMETS
HELMET ACCESSORIES
APPAREL
ACCESSORIES
TRACKS & SUSPENSION
STEERING
TRANS MISSION
PLOW & WINCH
WIND SHIELDS
BRAKES & CARB.
ENGINE PARTS
ELECTRICAL
TRAILER
CHEMICALS
TECH & TOOLS
P.O.P



BAR RISERS/ADAPTORS

ALUMINUM PIVOT POST ADAPTER

- Fly Racing exclusive design
- 6061 T6 Aluminum construction
- Lightweight and durable construction
- Works with Fly Racing and other brand riser blocks
- Adds 1.45" of height
- Mounting bolts included



Application	Part No.	Code	Keyword
Arctic Cat	37-06101	B	17
Polaris	37-06401	B	17

SNOWMOBILE HANDLEBAR PADS

- Fits oversized/large diameter handlebars
- Will not crack or separate in cold weather
- Nylon with rubber logo construction



Colour	Part No.	Code	Keyword
Black*	37-17450	B	17

* New 5.5" design fits narrow handlebar clamps

FIXED HEIGHT TECH RISERS

- The latest evolution in snowmobile handlebar risers
- Offered in heights from 2 to 8" in 1" increments
- Extruded from 6061 Aluminum with black anodized finish
- Fits 1-1/8" tapered bars, adapters included for 7/8" bars
- Perfect for Fly Aero-Taper bars
- Requires a pivot style steering post or a double pivot post pivot adapter
- Note: Extended throttle cable and brake line may be required to accommodate taller risers

Rise	Part No.	Code	Keyword
2"	37-06152	B	17
3"	37-06153	B	17
4"	37-06154	B	17
5"	37-06155	B	17
6"	37-06156	B	17
7"	37-06157	B	17
8"	37-06158	B	17



SNOWMOBILE OVERSIZED HANDLEBAR UNIVERSAL CLAMP AND PAD KIT

- Adapts Aero-Tapered and other 1 1/8" oversized handlebars to fit standard 7/8" clamps/risers
- Fits most snowmobiles that have stock handlebar mounts/clamps
- Adds 3/4" rise to handlebar
- Snowmobile specific pad included
- Universal design fits all steering posts and OEM risers



Part No.	Code	Keyword
37-01001	B	17

BAR RISERS/ADAPTORS **POWERMADD**

BAR PADS

- Durable vinyl covers with PowerMadd logo and hook-and-loop fasteners
- Formed foam pads
- Crossbar pad measures 10" W; handlebar clamp pad fits oversized bars and other no-crossbrace bars



Description	Part No.	Code	Keyword
Cross Bar Pad	340-5207	B	17

PIVOTING HANDLEBAR RISERS



- Extruded from 6061 T6 Aluminum
- Insert allows for fitment on 7/8" or 1 1/8" handlebars
- Machined to reduce weight
- Anodized black
- Sold in pairs

Note: Please check the length of your existing cables/brake lines to ensure proper fit, extensions may be required



Part No.	Height	Code	Keyword
340-1603	8"	B	17

BAR RISERS/ADAPTORS



ADJUSTABLE HEIGHT PIVOT RISER

The PowerMadd Adjustable Height Riser lets you instantly raise or lower your handlebars up to 3". Offer in two different heights options, 4"-6" and 5"-8". Height is measured from center of bars to center of steering post.

- Want to go from trail riding to stand-up boon-docking? No problem.
- Want to share a sled with someone who likes there bars at a different height? No problem.
- Want the ability to dial in the exact perfect bar height? No Problem.



The Adjustable Riser is easy to install on any "T" style steering post! It works with both the wide and narrow T-posts. If you have a flat top steering post, you'll need to add a pivot adaptor which will add another 1.25" in height. Make sure to check your cable slack. PowerMadd offers throttle cable and brake line extensions. **Note: If you have a Ski Doo Gen 4 and have a fitment issue with the Adjustable Riser, call 651.462.8465 for a free replacement part.**



Narrow T-post - Lowered - Front



Narrow T-post - Extended - Front



Narrow T-post - Lowered - Rear



Narrow T-post - Extended - Rear



Wide T-post - Lowered - Front



Wide T-post - Extended - Front



340-5309 Included Components



lowered - on narrow "T" post



raised - on narrow "T" post



lowered - on wide "T" post



raised - on wide "T" post

Description	Part No.	Code	Keyword
PM Adjustable Pivot Riser 5-8"	340-5309	B	17
PM Adjustable Pivot Riser 4-6"	340-5313	B	17

BAR RISERS/ADAPTORS

PIVOT STYLE RISER BLOCKS

1. Does your sled have a pivot riser? If not you need a pivot adapter.
2. How wide is your current pivot riser?
3. What brand of snowmobile do you have?
4. How tall of a riser would you like?



340-5375 340-5385



4.25" WIDE STANDARD PIVOT STYLE RISERS

Size	Arctic Cat 1	Polaris 2	Ski-Doo™	Yamaha 3	Code	Keyword
5"	340-5375	340-5375	340-5375	340-5375	B	17
9"	340-5373	340-5373	340-5373	340-5373	B	17

3.125" WIDE NARROW PIVOT STYLE RISERS

Size	Arctic Cat 4	Polaris 5	Yamaha SR Viper 6	Yamaha Nytro 7	Code	Keyword
4"	340-5381	340-5381	340-5381	—	B	17
5"	340-5385	340-5385	340-5385	343-5310	B	17
6"	340-5382	340-5382	340-5382	—	B	17
7"	340-5387	340-5387	340-5387	—	B	17
8"	340-5383	340-5383	340-5383	—	B	17
9"	340-5384	340-5384	340-5384	—	B	17
10"	340-5364	340-5364	340-5364	—	B	CLR

4" WIDE PIVOT STYLE RISERS WITH CLAMP & BOLTS



Size	Arctic Cat	Polaris™	Ski-Doo™	Yamaha™	Code	Keyword
2"	340-5374	340-5374	340-5374	340-5374	B	17
4"	340-5370	340-5370	340-5370	340-5370	B	17
6"	340-5371	340-5371	340-5371	340-5371	B	17
7"	340-5377	340-5377	340-5377	340-5377	B	17
8"	340-5372	340-5372	340-5372	340-5372	B	17

3.125" WIDE NARROW PIVOT STYLE RISERS WITH CLAMP & BOLTS



Size	Arctic Cat	Polaris™	Ski-Doo™	Yamaha™	Code	Keyword
2"	340-5380	340-5380	340-5380	340-5380	B	17

- 1 Fits Arctic Cat 2000-2016 models with 4.25" wide pivot risers except those with the adjustable riser. Will also work with 1994-1999 flat top steering post sleds with the use of Pivot Adapter kit 341-5305.
- 2 Fits Polaris 2002-2006 models and 2005-2016 IQR and IQRR with pivot riser. Will not fit 2003 RMK 800 and 2004 600/700/800 RMK. Will also work with 1988-2001 flat top steering post sleds with the use of Pivot Adapter kit 344-5305.
- 3 Fits Yamaha with the use of Pivot adapter kit 343-5305
- 4 Fits 2012-2016 Arctic Cats with 3.125" wide pivot riser. Bolt and clamp Kit 340-5306 required when used to replace Arctic Cats stock adjustable riser.
- 5 Fits Polaris 2003 RMK 800, 2004 RMK 600/700/800 and 2007- current models with narrow (3.125") pivot riser. Requires bolt kit 340-5308 on models from 2003-2009.
- 6 Fits 2014-2016 Yamaha SR Viper with 3.125" wide pivot riser.
- 7 Fits 2008-2013 Yamaha Nytro RTX.

PIVOT ADAPTER KIT

- Model specific
- Allows you to pivot your handlebars forward or backward from the stock position in order to gain maximum riding comfort.
- Raises your bars 1.5"
- An additional 2" to 8" of height can be obtained with PowerMadd Pivot Style Riser Blocks.

Description	Part No.	Code	Keyword
Arctic Cat™	341-5305	B	17
BRP™	342-5305	B	17
Polaris™	344-5305	B	17
Yamaha™	343-5305	B	17



POWERMADD POWERRISERS

The PowerRiser 325 is 2" tall and comes in a 7/8" to 7/8" version and a 7/8" to 1 1/8" version for customers who want to switch to from stock 7/8" bars to oversized handlebars. At 3.25" wide this model will fit all snowmobiles and some ATVs such as Bombardier and Polaris with stock 7/8" bar clamps. The PowerRiser 475 comes in 2" and 3" tall models and also offer a 7/8" to 7/8" and 7/8" to 1 1/8" versions. At 4.75" wide this model will fit all ATVs and motorcycles with stock 7/8" bar clamps. These "universal" pivoting risers offer consumers a quick and easy way to raise their handlebars and to convert to fat bars at an exceptional value.

Description	Part No.	Code	Keyword
PowerRiser 325, 2" tall x 3.25" wide, 7/8" to 7/8"	340-5330	B	17
PowerRiser 475, 3" tall x 4.75" wide, 7/8" to 7/8"	340-5331	B	17
PowerRiser 475, 2" tall x 4.75" wide, 7/8" to 7/8"	340-5332	B	17
PowerRiser 325, 2" tall x 3.25" wide, 7/8" to 1 1/8"	340-5340	B	17
PowerRiser 475, 3" tall x 4.75" wide, 7/8" to 1 1/8"	340-5341	B	17
PowerRiser 475, 2" tall x 4.75" wide, 7/8" to 1 1/8"	340-5342	B	17
PowerRiser 475, 2" tall x 4.75" wide, 1 1/8" to 1 1/8"	340-5343	B	17



BAR RISERS/ADAPTORS

POLARIS 2" PROTAPER RISER KIT

Raising your ProTaper bars on a Polaris sled used to be a challenge – until now. This kit includes a 2" riser block and replacement bolts which will work with the one piece top clamp. 2" is as high as you can raise your bars without having to modify your cables.

Part No.	Code	Keyword
344-5322	B	17

Model	Year
Dragon RMK	2009-2010
Pro RMK	2011-2016
RMK Assault	2009-2016
Switchback Assault	2011-2016
800 SKS	2016



POWERMADD



NON-PIVOT RISER BLOCKS

Non-Pivot Risers install between your handlebar clamps and your flat top steering post. They are the easiest, least expensive way to raise your bars, but while they will raise your bars, they will also push them back a little depending on the angle of your steering post. Made from extruded 6061-T6 Aluminum each block comes complete with the necessary longer mounting bolts. Most snowmobiles will accept up to a 3" Riser Block without any cable modifications. If you need to lengthen your throttle cable or brake line you can use our Throttle Cable Extension Kit or Extended Length Brake Lines

Size	Arctic Cat™ (1)	Arctic Cat™ (2)	Polaris™	Ski-Doo™	Yamaha™	*Yamaha™	Code	Keyword
1"	—	—	343-5411	342-5411	343-5411	—	B	17
2"	344-5400	341-5400	344-5400	342-5400	—	343-5400	B	17
3"	344-5401	341-5401	344-5401	342-5401	—	343-5401	B	17
4"	344-5402	341-5402	344-5402	342-5402	—	343-5402	B	17

- Arctic Cat™ (1) - 1999 & older (fits ATVs and snowmobiles with 1/4" bolts)
- Arctic Cat™ (2) - 2000 and newer (fits ATVs and snowmobiles with 5/16" bolts)
- *Yamaha™ (will not work in conjunction with stock riser on Apex/Nytro)



UNIVERSAL BAR RISERS & ACCESSORIES

Need a little bump in bar height? We've got just what you need. Our universal Bar Riser raises 7/8" bars either 1" (25mm) or 1.6" (40mm). The unique design of these risers allow them to work on virtually any ATV, motorcycle—offroad and street—or snowmobile with 7/8" bars. Risers come with both metric and standard longer mounting bolts. Note: check you cable slack before purchase to determine how high you can raise your bars.



Description	Part No.	Code	Keyword
Universal 7/8" Bar Riser – 1" (25mm)	340-5301	B	17
Universal 7/8" Bar Riser – 1.6" (40mm)	340-5302	B	17



OVERSIZE BAR ADAPTOR

Universal adaptor allows 1 1/8" bars to be clamped to ATVs, motorcycles and snowmobiles with PowerMadd Pivot Riser Blocks.



Description	Part No.	Code	Keyword
Oversize Bar Adaptor	340-5206	B	17



CLAMP KITS

POLARIS PRO TAPER BAR CLAMP KIT

This Clamp Kit includes the parts necessary to use a PowerMadd Non Pivot Riser with your Polaris Pro Taper Bars. You will replace the stock one piece top clamp and the four nuts with the contents of the kit. The Kit includes: 2 - top clamps, 4 - nylon lock nuts and 4 - washers. Requires a non pivot riser block.



Part No.	Application.	Year	Code	Keyword
Polaris™				
340-5307	Dragon RMK	2009-2010	B	17
	Pro RMK	2011-2016		
	RMK Assault	2009-2016		
	Switchback Assault	2011-2016		
	800 SKS	2016		

CLAMP, BOLT AND WASHER KIT (METRIC)

Kit includes:
 4 - Clamps
 8 - M8-1.25 x 40mm Bolts
 8 - zinc plated washers



Part No.	Code	Keyword
340-5306	B	17

BAR RISERS/ADAPTORS

UNIVERSAL BAR RISERS & ACCESSORIES

Need a little bump in bar height? We've got just what you need. Our universal Bar Riser raises 7/8" bars either 1" (25mm) or 1.6" (40mm). The unique design of these risers allow them to work on virtually any ATV, motorcycle—offroad and street—or snowmobile with 7/8" bars. Risers come with both metric and standard longer mounting bolts. Note: check you cable slack before purchase to determine how high you can raise your bars.



Description	Part No.	Code	Keyword
Universal 7/8" Bar Riser – 1" (25mm)	340-5301	B	17
Universal 7/8" Bar Riser – 1.6" (40mm)	340-5302	B	17
Universal 7/8" Bar Clamp	340-5303	B	17

OVERSIZE BAR ADAPTOR

Universal adaptor allows 1 1/8" bars to be clamped to ATVs, motorcycles and snowmobiles with PowerMadd Pivot Riser Blocks.



Description	Part No.	Code	Keyword
Oversize Bar Adaptor	340-5206	B	17



TERMS & INDEX

NEW

HELMETS

HELMET ACCESSORIES

APPAREL

ACCESSORIES

TRACKS & SUSPENSION

STEERING

TRANS MISSION

PLOW & WINCH

WIND SHIELDS

BRAKES & CARB.

ENGINE PARTS

ELECTRICAL

TRAILER

CHEMICALS

TECH & TOOLS

P.O.P

BAR RISERS/ADAPTORS

SNO PRO RISER KITS

- Works as a replacement for OEM pivot style risers
- Provides the ultimate in custom positioning for height and forward position
- Includes 2", 4" & 6" riser, all mounting hardware and pivot post adapter.
- Replaces OEM pivot style risers on Arctic Cat™, Polaris™ and Ski-Doo™ snowmobiles



Part No.	Model	Code	Keyword
341-2000	Arctic Cat™ (All Models 93-05 Except Kitty Kat, Z/ZR 120)	B	17
344-2000	Polaris™ (All Models 93-05 except 120 XC SP, XCR/PRO X)	B	17


UNIVERSAL SNOW RISER

This innovative riser system works on all brands of snowmobiles with a flat steering post! The Universal Pivoting Riser raises your bars 3" and can be used alone or extension blocks can be added for up to 6" in total height. Dual pivot points allow your bars to be positioned front to back, and rotated up or down for optimum positioning. Optional Extension Blocks come in 1", 2" or 3" lengths to give you the exact height you need. At only 3.5" wide the Universal Pivoting System is perfect for use on the narrower style mountain bars.

Part No.	Description	Code	Keyword
340-5350	Universal 3" Pivoting Riser	B	17
340-5351	Universal Extension Block - 1"	B	17
340-5353	Universal Extension Block - 3"	B	17



POWERMADD



CABLE EXTENSIONS

UNIVERSAL THROTTLE CABLE EXTENSION KIT

Fits most late model snowmobiles. Includes cable, function block and fastening hardware. Allows handlebars to raise up to 10"
NOTE: Will Not Fit Yamaha



Part No.	Code	Keyword
620-1200	B	16B

SNOWMOBILE THROTTLE CABLES & EXTENSION KITS

- Extend your stock throttle cable 10"
- Allows you to raise your handlebars to a comfortable standing position level.
- In line adjuster fine tunes tension and slack
- Universal ends allow for quick and easy installation on all Arctic Cat, Polaris, and Ski Doo models
- New model works on Yamaha four stroke models, dual throttle cables models need two extensions



Description	Part No.	Code	Keyword
Arctic Cat*, BRP, Polaris - Extension	620-1201	B	16B
Yamaha 4 Stroke Models - Extension	620-1202	B	16B
Arctic Cat '07-'13 - Complete Cable	620-1203	B	16B

* not compatible with Arctic Cat™ F-Series and M-Series Models 2007- Current



Yamaha
2-Stroke
• Complete Cables



Part No.	Code	Keyword
620-1204	B	16B

Model	Year
Mtn. Max 600	2000-2002
Mtn. Max 700	1997-2003
SRX 600	1998-1999
SRX 700	1998-2002
SX 600	2002-2003
SX 700	2000-2001
V-Max 600	2001-2003
V-Max 700	1998-2002
Venture 600	1999-2006
Venture 700	1999-2004
Viper 700	2002-2003
VX 700	2001

EXTENDED LENGTH BRAKE LINES

- Raising your snowmobile handlebars just got easier with PowerMadd's extended length brake lines.
- Replaces stock brake line and provides an additional 6 inches of length

Part No.	Description	Length	Code	Keyword
Arctic Cat™				
611-3000	All '94-'02	38.75"	B	16B
611-3002	M Series, Firecat '03-'06	43.5"	B	16B
611-3004	M Series '07-'11 & F Series Twin Spar '07-'15 <i>Note - 2007 M Series stock line has a bent banjo fitting for the master cylinder which our line does not have. Our line will work on if attached straight into the master cylinder.</i>	43.5"	B	16B
613-3003	All '12-'19 Pro Cross and Pro Climb Chassis	51"	B	16B
Polaris™				
614-3000	All through '05 except Pro-X and IQR 2000 - 2003 RMK, and 2000 Gen II have a hard 90 degree bend at Caliper end which our line does not have. Use PM15616	36.75"	B	16B
614-3001	Pro-X; All Polaris '06-'19 except RMK Dragon '09-'10, Assault '09-'19 and Pro RMK '11-'19, and Axxis Chassis '15-'19	41"	B	16B
613-3002	RMK Dragon '09-'10 Assault '09-'19 Pro RMK '11-'19	35.5"	B	16B
614-3002	Gen II '00-'01, RMK '00-'03 <i>Note - has 90 degree bend at caliper.</i>	37"	B	16B
614-3003	Axxis Chassis '15-'19	38"	B	16B
Ski-Doo™				
612-3000	'95 Formula STX, Formula Z, Formula III, Formula 599, Formula SS, Mach 1, Mach Z; '96 Summit 670, Grand Touring 670, MXZ, Mach 1, Mach Z, Formula Z, Formula SS, Formula III	39"	B	16B
612-3001	All models 1997-2003 except Rev	35.25"	B	16B
612-3002	Rev Model (Not Rev XP)	42"	B	16B
612-3003	Rev XP, XS, XM and XR	42"	B	16B
Yamaha™				
613-3000	SX, Venture, VMax, Mtn. Max & Viper '97-'03	37"	B	16B
613-3001	RX '03-'04; Rage '05; Venture '06-'16; Vector '05-'07; Phazer '07-'18	43.5"	B	16B
613-3002	RX '05; Rage '06-'07; Apex '06-'18, Attak '06-'07; Nytro '07; Vector '08-'18	35.5"	B	16B
613-3003	Nytro '08-'14 FX, RTX & XTX; SR Viper '14-'19	51"	B	16B
613-3004	Nytro '08-'14 MTX	57"	B	16B



GRIPS

ULTRA GRIPS

Ultra grips are full coverage handlebar grips that cover your hooks and handlebars to provide a clean-looking constant diameter grip surface. They are designed to slide over the hook and handlebars with the stock grips removed. We have been running these grips for years on our sleds and people have always asked us to bring them to the market.



Part No.	Code	Keyword
340-2000	C	17

ULTRA HOOKS BY HOLESHOT

Molded from unbreakable super tough nylon. OEM approved. The best looking, best functioning, and best selling hooks on the market. Will not rob heat from hand warmers. Fits all standard OEM handlebars, including all 120cc mini sleds. Available in short (45°) and long (90°).



SPX GRIPS

- 22MM X 203MM
- 7/8" X 8"
- UNIVERSAL FIT FOR A 7/8" BAR



Part No.	Code	Keyword
340-2020	B	17



90° Ultra Hook



45° Ultra Hook



Description	Colour	Part No.	Code	Keyword
90° Ultra Hook Plastic,	Blue	330-4202	C	17
90° Ultra Hook Plastic,	Yellow	330-4207	C	17
90° Ultra Hook Plastic,	Black	330-4210	C	17

Description	Colour	Part No.	Code	Keyword
45° Ultra Hook Plastic,	Black	330-4010	C	17

HEATED ACCESSORIES

HEATED RISER BAR BAG

- 3W heated, insulated pockets for battery-powered electronics or liquids
- RCA adapter plug kit y plug power splitter lets you connect 2 heating components or 1 heater and 1 electrical visor
- Convenient storage around the riser blocks with 2 insulated secure pockets
- Access to the 12V plug-in port
- Must use with electric power cord w/RCA adaptor
- 2-Litre (0.5 Us gallons) capacity



REV-XP SUMMIT, REV SUMMIT REV-XU TUNDRA (SPORT, LT)

Part No.	Code	Keyword
360-2200	B	17

RCA "Y" CONNECTOR

- 1 Male head into 2 female heads



Part No.	Code	Keyword
499-0021	B	17



POLARIS HEATED THROTTLE LEVER

OEM# 2010404

Part No.	Code	Keyword
624-1100	B	16B

Model	Year
Polaris™	
MANY POLARIS	1999-13
550 INDY / 600 IQ'S	2014-15
600 INDY VOYAGEUR/INTL 144	2015
600 INDY/SP/ES/INTL ALL	2014-15
600 IQ RACER/INTL	2016
600 PRO RMK/LE 155 ALL	2014-15
600 RMK 144/155 ALL	2014-15
600 RUSH PRO R/ES/INTL	2014
600 SWITCHBACK ADVENTURE	2014
600 SWITCHBACK ASSAULT ALL	2014-16
600 SWITCHBACK PRO R/ES/INTL	2014
600 SWITCHBACK/ES	2014

Model	Year
Polaris™	
600 VOYAGER/INTL	2014
800 INDY SP ALL OPTIONS	2016
800 INDY SP/ES/INTL ALL	2014-15
800 PRO RMK/LE 155/163 ALL	2014-15
800 RMK 155/163 ALL	2014-15
800 RMK ASSAULT 155 ALL	2014-15
800 RUSH PRO R ALL	2014
800 SWITCHBACK ADVENTURE	2014
800 SWITCHBACK ASSAULT ALL	2014-16
800 SWITCHBACK PRO R/ES/INT/LE ALL	2014
800 SWITCHBACK/ES	2014



TERMS & INDEX
NEW
HELMETS
HELMET ACCESSORIES
APPAREL
ACCESSORIES
TRACKS & SUSPENSION
STEERING
TRANS MISSION
PLOW & WINCH
WIND SHIELDS
BRAKES & CARB.
ENGINE PARTS
ELECTRICAL
TRAILER
CHEMICALS
TECH & TOOLS
P.O.P



HEATED GRIPS

BRONCO HEATED GRIPS

- Grip 7/8" + 7/8", 134 mm long
- Independent Thumb and Grip control
- With wire x 1 pc, rubber sleeve x 1 pc, foam x 1 pc, cable tie x 10 pcs, hardware x 1 set

Part No.	Code	Keyword
340-1570	B	17



BRONCO HANDLEGRIP HEATER SET

- Includes premium grips, all connecting wires, thumb warmer, switch, and mounting hardware
- Features 4-step push button switch for easy temperature control
- 4 levels of heat output to keep your hands at the desired temperature
- Temperature range: 104 / 122 / 140 / 158°F (40 / 50 / 60 / 70°C)

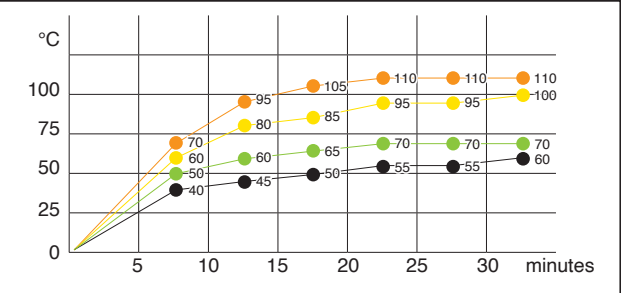
Part No.	Description	Code	Keyword
340-1530	Heater Set	B	17
340-1406	Replacement Thumb	B	17
340-1531	Replacement Switch	B	17



TEMPERATURE GRAPH

Level Indicator ● 1 (black), ● 2 (green), ● 3 (yellow), ● 4 (orange)

*Measured under 25°C
*Tolerance +/- 5°C



BRONCO HEATED GRIPS

- New Bronco heated grips come complete with thumb warmer included
- New 5 step switch allows you to control how hot you heat your grips and thumb
- Quick 2 wire install, quick connectors

Comes with ATV thumb warmer kit



Part No.	Description	Code	Keyword
340-1560	Heated Grips	B	17



HANDLEBAR GAUNTLETS

- Right & Left Gauntlets
- PVC window
- Windproof Sleeve



Part No.	Code	Keyword
430-9010	B	17

HAND MUFFS FOR ATV

Installs easily over the handlebar. Made from top quality nylon/polyurethane-coated.



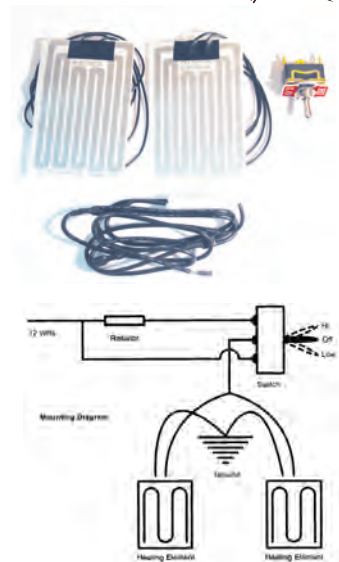
Part No.	Code	Keyword
430-9002	B	17

HEATED GRIPS

EXTERNAL MODEL-ADHESIVE

INSTALLATION INSTRUCTIONS:

- STEP 1 – Remove grips. If you have rubber grips, heat them until they become flexible. Break the mastic by inserting a Phillips screw-driver between grip and handlebar. Then pry grip straight off. Do not attempt to twist off grip.
- STEP 2 – Remove all residue (glue, rubber, etc..) from area covered by grip on handlebar. Clean properly using either fine sandpaper or gasoline to obtain a residue free surface, ready to receive the heating element.
- STEP 3 – Remove white contact protector from heating element. Encircle cleaned area with heating element, replace rubber grip on each side. Attach wires along control wire to pass underneath the hood.
- STEP 4 – Drill a 1/2" dia. hole in dashboard for the installation of the HI-OFF-LO switch.
- STEP 5 – Take the wire from the heating element which is not connected to the switch and attach it to a suitable ground.
- Electric Start Models: Take a length of 18 gauge stranded wire and connect it to the end of the single wire which extends from the "Y" junction and connect it to the accessory lug on the rear of the snowmobile ignition switch.
 - Manual Start Models: The wire mentioned in 5a) must be connected to magneto (yellow wire) +
- STEP 6 – Choose the switch position for the desired function:
- Up position for high heat
 - Centre off:
 - Down position for low heat.
- NOTE: The lead on which the resistor is installed should be connected to the terminal which is located in front of the slot on the threaded portion of the switch in order to match the HI-OFF-LO switch.
- STEP 7 – Fasten wiring to steering column with electrical tape or a nylon tie wrap.
- NOTE: Installation instructions supplied with each kit.



Part No.	Code	Keyword
340-1201	B	17

HANDLEBAR GRIP HEATER KITS

- Switch with PVC Cover X 2PCS
- Resistor X1PC
- Connector Wire X 1PC
- Heat Shrink X1PC
- Instruction Sheet
- Thumb Warmer X1PC
- Element X 2PCS
- Cable Tie X4PC



Part No.	Code	Keyword
340-1550	B	17

THUMB WARMER KITS

Fits under the lever thumb warmer Snowmobile & ATV

- Can be installed on any OEM lever.
- Backside of lever keeps thumb warm. Only minimum draw needed.
- Lighted on-off switch. Glues to back of lever—epoxy not included.

Part No.	Description	Code	Keyword
340-1401	For use on snowmobiles	B	17



ELECTRIC THUMB WARMER KIT


Part No.	Description	Code	Keyword
340-1400	for ATV (Old Style)	B	17

REPLACEMENT PARTS

Part No.	Description	Code	Keyword
340-1502	Wiring Cable 12V-10W-27 OHMS	B	17
340-1504	HI-OFF-LO Switch Ski-Doo™ # 410.1073.00 use 570.0139.00	B	17

EXTENDED GRIP HEATERS

These grip heaters work with all 12V systems. They have 3 wires for "Hi-Low/Off" functions. Available for standard, and extended handlebars.



Part No.	Code	Keyword
340-1205	B	17



HANDGUARDS

SENTINEL HANDGUARD MOUNT KIT NOT INCLUDED

PowerMadd is excited to introduce our latest handguard offering! The Sentinel Handguard is designed to be the most stylish, durable and functional handguard to date. The Sentinel guard is larger compared to the Star Series which in turn gives you more protection. The mounting brackets are 6061 Aluminum, while the guard itself is made of two different types of plastic—a stiff two piece spine for durability, and a softer colored body for flexibility.


The Sentinel protects your hands from flying debris, rocks, bushes, branches, and mud. Plus it keeps your hands warmer by blocking the wind in cold weather. In the summer, simply snap out the removable vent cover to let air flow through. The Sentinel Handguard will work with: Sentinel Armor, Gauntlet, Flare, Hand Wrap, Mirror and Large Mirror.

Colour	Part No.	Code	Keyword
1. White/Silver	340-5169	B	17
2. Black/Black	340-5150	B	17
3. Red/Black-Polaris	340-5151	B	17
4. Blue/Black	340-5152	B	17
5. Green/Black	340-5153	B	17
6. KTM Orange/Black	340-5156	B	17

Colour	Part No.	Code	Keyword
7. Yellow/Black	340-5157	B	17
8. YLW/Black-Suzuki	340-5167	B	17
9. Blue/White	340-5162	B	17
10. Black/Charcoal	340-5188	B	17
11. Black/White	340-5163	B	17

SENTINEL VENT COVER

Part No.	Colour	Code	Keyword
340-5190	Black	B	17
340-5199	White	B	17



SENTINEL HANDGUARD SNOW MOUNT KIT

- The shape of the mounting bracket has been changed to allow more space around levers. It can be installed over the top or underneath the levers.
- Mounting kits are made of Aluminum brackets, hardened steel straps and stainless steel hardware for longer life.
- Can mount near the grip so they will work on standard 7/8" and oversize 1 1/8" bars.
- The throttle bracket has the ability to mount between the grip and throttle lever, allowing the throttle lever to straddle the mounting bracket.



Description	Part No.	Code	Keyword
Sentinel Snow Mount Kit	340-5170	B	17



SENTINEL HANDGUARD SNOW MOUNT KIT - HAYES BRAKE

This kit is designed to work with snowmobiles that have a Hayes Brake.

For: Arctic Cat '12-'18; Polaris Axys '15-'18; Yamaha SR Viper '13-'18, Sidewinder '17-'18

Description	Part No.	Code	Keyword
Sentinel Snow Mount Kit - Hayes Brake	340-5172	B	17



STEALTH SNOWMOBILE BRAKE MOUNT KIT - SENTINEL

Hayes Stealth Brake Snowmobile Mount Kit

This mount kit only works with the Sentinel handguards! Only 1/2" of space is needed near your handlebar grips to accommodate the mounting brackets. Unique design allows you to fit the brake side mounting bracket under your existing Hayes Stealth master cylinder. All parts are Aluminum for lightweight strength and durability. Fits: Arctic Cat '19; Yamaha SR Viper & Sidewinder '19



Part No.	Description	Code	Keyword
340-5176	Sentinel HG Snow Stealth Bake Mount Kit	B	17

HANDGUARDS



SENTINEL TURN SIGNAL KITS

Introducing our newest accessory for the Sentinel line of Handguards. Maximize your visibility to approaching vehicles by adding PowerMadd's high powered Sentinel LED Turn Signal Light Kit. Super bright amber and white LED light. The white LED light is a running light and turns off when the turn signals are activated for better visibility. The turn signals operate in conjunction with your OE turn signals. Simply snap out your vent covers and snap in the LED turn signal light kit. Easy four wire installation (power, ground, left turn signal, right turn signal). Please Note: Motorcycles without OE LED turn signals will require a fixed rate turn signal flasher. Requires: Sentinel Handguards and Mount Kit




340-5177

Running Light



Turn Signal Light



Part No.	Description	Code	Keyword
340-5177	Sentinel LED Turn Signal Kit	B	17

SENTINEL ARMOR

The Sentinel Armor permanently attaches to the PowerMadd Sentinel handguards adding complete 360 degree protection. Utilizing the Sentinels popular style the Sentinel Armor looks good while doubling the amount of protection! The Sentinel Armor is constructed of light weight closed cell molded AEPE foam, which is both water proof and extremely durable. Works with both the Mirror Kit and Hand Wrap. **Requires Sentinel Handguards.**



Description	Part No.	Code	Keyword
Sentinel Armor	340-5173	B	17

SENTINEL MIRROR KIT

360 degree rotating mirrors give you a full view of the trail behind you.



Description	Part No.	Code	Keyword
Mirror Kit	340-5174	B	17

SENTINEL HANDGUARD ATV/MX MOUNT KIT

This kit is designed to be more universal and easier to install on ATV's and Motorcycles. **For Yamaha™ Grizzly '07-current us 340-5220**

Description	Part No.	Code	Keyword
Sentinel ATV/MX Mount Kit	340-5171	B	17



Handguard Sold Separately

SENTINEL LED LIGHT KIT

The LED Light Kits increase your visibility and improves your peripheral lighting. Simply snap out your vent covers and snap in the LED light kit. They can be wired directly to your battery by using the included 12 volt waterproof switch or they can be tapped into any other 12 volt power source. These bright LED lights (200 lumens each) provide additional visibility and safety - allowing you to see more and be seen easier. The LED lights offer improved visibility while only consuming 4 watts each. These are a great addition to any ATV, motorcycle or snowmobile. **Requires: Sentinel/Star Series Handguards and mount kit. Sold separately.**

Colour	Part No.	Code	Keyword
SENTINEL LED KIT	340-5175	B	17



WHITE SENTINEL VENT COVER FOR LED LIGHT KIT

Part No.	Colour	Code	Keyword
340-5179	White	B	17



HANDGUARDS

POWERX HANDGUARD

An all new concept in HANDGUARDS! Specifically designed for motocross, the PowerX Handguard is 20% smaller and much lighter than the Star Series Handguard. The FlexMount(TM) universal mounting system was engineered to flex upon impact! This allows the guard to provide great roost protection while being more durable and longer lasting.



White



Black



Green




Orange

Colour	Part No.	Code	Keyword
Black	340-5210	B 17	
Green	340-5213	B 17	
White	340-5216	B 17	
Orange	340-5217	B 17	

*Mounts not included

POWERX HANDGUARD FLEXMOUNT™

- Made of super-tough nylon
- Made to flex and absorb impact
- Unique Capture Nut sandwiches guard to the mount bracket for stability



Description	Part No.	Code	Keyword
PowerX Flexmount	340-5205	B 17	

Handguard Sold Separately

TRAILSTAR HANDGUARD

Similar in looks to the original Star Series, the TrailStar is a non-vented, economical guard designed for the utility ATV markets. The Trail Star utilizes the current Star Series ATV/MX mount kits and comes in eight different colours. Mount kit not included.

Colour	Part No.	Code	Keyword
Black	340-5410	B 17	
Red	340-5401	B 17	
Green	340-5403	B 17	
White	340-5406	B 17	
Yellow	340-5404	B 17	



*Orange Not Available

*Blue Not Available

*Mounts not included

TRAILSTAR HANDGUARD OPTIONS


Description	Part No.	Code	Keyword
Mount Kit, ATV/MX	340-5201	B 17	
Hand Wrap	340-5202	B 17	



HANDGUARDS

STAR SERIES HANDGUARD **Mount Kit Not Included**

Get the ultimate in hand protection for your ATV, motorcycle, PWC and snowmobile, with the innovative Star Series Handguard. Remove the vent covers for better airflow, while still blocking branches and debris.



#5, 9, 10, 12, 13 Not Available



Without snap-out vent guard

Colour	Part No.	Code	Keyword
1. Red/Black	340-5001	B	17
2. Blue/Black	340-5002	B	17
3. KX Green/Black	340-5003	B	17
4. Yellow/Black	340-5004	B	17
6. Orange/Black	340-5007	B	17

Colour	Part No.	Code	Keyword
7. CR White/Black	340-5009	B	17
8. Black/Black	340-5010	B	17
11. RM Yellow/Black	340-5014	B	17
14. Blue/White	340-5022	B	17
16. Red/White	340-5091	B	17

Colour	Part No.	Code	Keyword
17. Matte Black	340-5008	B	17
Black vent covers	340-5100	B	17
Silver vent covers	340-5119	B	17
White vent covers	340-5109	B	17


Please See Next Page for Mounts

STAR SERIES HANDGUARD EXTENSIONS

Are you riding in extra cold or muddy conditions? We've gone above and beyond the competition to give you a little extra edge with our handguard extension. Simply remove the vent cover from your Star Series Handguard and snap in the extension for optimum protection from the elements.

Colour	Part No.	Code	Keyword
Silver**	340-5105	A	CLR
Orange**	340-5107	A	CLR

**WHILE QUANTITIES LAST



LED LIGHT KIT

The LED Light Kits increase your visibility and improves your peripheral lighting. Simply snap out your vent covers and snap in the LED light kit. They can be wired directly to your battery by using the included 12 volt waterproof switch or they can be tapped into any other 12 volt power source. These bright LED lights (200 lumens each) provide additional visibility and safety - allowing you to see more and be seen easier. The LED lights offer improved visibility while only consuming 4 watts each. These are a great addition to any ATV, motorcycle or snowmobile.

Requires: Sentinel/Star Series HANDGUARDS and mount kit. Sold separately.

Colour	Part No.	Code	Keyword
STAR SERIES LED KIT	340-5075	B	17



WHITE STAR VENT COVER FOR LED LIGHT KIT

Part No.	Colour	Code	Keyword
340-5079	White	B	17



STAR SERIES TRI MOUNT

This kit can be used on ATVs, motorcycles and snowmobiles when room on the bars is hard to come by. This kit mounts past the bend in the bar so there is no need to move levers or controls. Works great on utility ATVs and snowmobiles with larger control modules.

Description	Part No.	Code	Keyword
Tri-Mount	340-5220	B	17



TERMS & INDEX
NEW
HELMETS
HELMET ACCESSORIES
APPAREL
ACCESSORIES
TRACKS & SUSPENSION
STEERING
TRANS MISSION
PLOW & WINCH
WIND SHIELDS
BRAKES & CARB.
ENGINE PARTS
ELECTRICAL
TRAILER
CHEMICALS
TECH & TOOLS
P.O.P

STAR SERIES HANDGUARDS



TERMS & INDEX

NEW

HELMETS

HELMET ACCESSORIES

APPAREL

ACCESSORIES

TRACKS & SUSPENSION

STEERING

TRANS MISSION

PLOW & WINCH

WIND SHIELDS

BRAKES & CARB.

ENGINE PARTS

ELECTRICAL

TRAILER

CHEMICALS

TECH & TOOLS

P.O.P



STAR SERIES/TRAIL STAR HANDGUARD MOUNTS

You've got the best guards in the industry, now it's time to get 'em on your ride. Our universal mounting kit installs in minutes and gets you on the trail fast. Mounting kits are made of Aluminum brackets, hardened steel straps and stainless steel hardware for longer life. Sold separately



Description	Part No.	Code	Keyword
Mount Kit Snowmobile	340-5200	B	17



Description	Part No.	Code	Keyword
Mount Kit ATV/MX	340-5201	B	17

For Yamaha Grizzly '07-current use 340-5220 (Star Series Tri Mount)

STAR SERIES/TRAIL STAR HANDWRAP

Our closed-loop system provides protection from impacts and the contoured design allows for optimum hand movement. They can also be quickly removed when only the handguard is needed. Included billet end-caps protect grips when Hand Wrap is not in use. Made of lightweight forged Aluminum for superior strength and securely attaches to the end of any handlebar.

The ONLY System that converts back and forth from standard hand guard to a closed loop system!

Mount Kit includes all necessary parts to install Hand Wrap on either steel or Aluminum bars.



Description	Part No.	Code	Keyword
Hand Wrap Kit	340-5202	B	17

Mount Kit Included

STAR SERIES HANDGUARD RACE FLARE

The Race Flare permanently attaches to the PowerMadd Star Series and TrailStar handguards adding complete 360 degree protection. Utilizing the Star Series popular style the Race Flare looks good while doubling the amount of protection! The Race Flare is constructed of light weight closed cell molded AEPE foam, which is both water proof and extremely durable



Description	Part No.	Code	Keyword
Race Flare	340-5130	B	17

STAR SERIES MIRROR

Ever wanted to have the safety and piece of mind that mirrors can give you, without having to modify or make your machine look goofy? Our Star Series Handguard Mirror attaches directly to your handguards with a few simple steps and even works with our Extensions and Hand Wrap Kit.



Description	Part No.	Code	Keyword
Large Mirror Kit - Sold Individually	340-5224	B	17
Fixed/Fold Mirror Kit	340-5223	B	17

HANDGUARDS

FUZION HANDGUARDS

Introducing the latest in handguard technology from PowerMadd. The new FUZION guard features the ultimate in hand protection with a unique design and flexible yet durable material. The expanded coverage area sweeps back toward your hand significantly increasing coverage making it perfect for cold, muddy or wet conditions. The FUZION features a unique two position mount and is constructed of molded light-weight closed-cell AEPE foam, which is crushproof, water proof and extremely durable. The FUZION will work great for backcountry and mountain riding or any other condition where roll-overs are used to get your sled unstuck and bouncing off trees is common occurrence.



REQUIRES: SENTINEL MOUNT KIT (EXCLUDING TRI-MOUNT)

Colour	Part No.	Code	Keyword
BLACK	340-5180	B	17

ICESCAPE SAFETY ICE CLAWS

ICE CLAWS

A MUST FOR ALL ICE SURFACE TRAVEL.

They float. Safe inter-connecting locking design. Reduces ice edge crumble. Gives you the leverage you need to get out. Pocket size or worn externally around your jacket collar.



Part No.	Code	Keyword
440-1200	B	17

STRAPS

ATV/SNOWMOBILE TOW STRAP

Whether stuck in slush, deep powder or have a sled out of commission, ensure you are prepared. This rescue strap should be part of every snowmobiler's tool kit. Durable 1 inch web is 15 feet long and has snap hook ends so it does not come off during use.



Working Load Limit 835 lbs. / 378 kg.

Part No	Description	Code	Keyword
390-1723	Snowmobile Tow Strap	C	17

SNOBUNJE



ESCAPE KIT

This collection of seven tools will help you and your sled ESCAPE. STUCK SUCKS, but with Snobunje pulling tools, it SUCKS LESS!

Includes:

- Snobunje Rattler (1)
- Snobunje Cobra (1)
- T&A Strap (1)
- Slicktape Retrieval Line (1)
- S-Hook Safety Straps (4)
- 15 in x 15 in Cargo Net (1)
- Cobra Strap (1)
- BONUS: Free "Stuck Sucks" Skeleton Poster



Part No.	Code	Keyword
390-1803	C	17

ESCAPE KIT

Use this 20' long Retrieval Line to reach the stuck sled and to give you the room to properly use Snobunje pulling tools.

Slip the loop of the black line over the back of the stuck sleds ski and pull it up against the back of the ski's spindle.

Pull from the other end of the line.

Developed from microfiber technology, this super strong, super light 20 foot towline has a 2500 pound tensile strength, fits in the palm of your hand and stores in a small nylon bag.

- Stronger and lighter than rope
- Fits in the palm of your hand
- Gives you more room to use pulling tools



Part No.	Code	Keyword
390-1804	C	17

SIDEWINDER ROPE RATCHET

This locking rope ratchet can be used with any length of 3/8" rope. Sidewinder is very useful in applying and holding the forces that Snobunje Cobra can produce .

- Compact and durable
- Locks rope securely
- Can be used with any length of rope



Part No.	Code	Keyword
390-1805	C	17

SIDEWINDER ROPE RATCHET W/30 FOOT ROPE

This locking rope ratchet can be used with any length of 3/8" rope.

Sidewinder is very useful in applying and holding the forces that Snobunje Cobra can produce .

- Compact and durable
- Locks rope securely
- Includes a 30 foot rope



Part No.	Code	Keyword
390-1806	C	17

T&A STRAP

Snobunje Turning & Adapter strap safely applies pulling force to a ski.

- Puts pulling force on the ski spindle
- Releases the ski after pulling
- Safely turns a sled sideways



Part No.	Code	Keyword
390-1808	C	17

RATTLER HANDLE

Replacement handle for the SNOBUNJE "RATTLER"



Part No.	Code	Keyword
390-1810	C	17

COBRA STRAP

This strong 15" strap is sewn into a small and large loop. It is used primarily as a hitch to attach Snobunje pulling tools to a sled. It is also very useful as a wrist strap when lifting the back of a sled or in tying down ATVs.



Part No.	Code	Keyword
390-1811	C	17

STEEL HANDLE SAW

Have you ever hooked a ski under a tree limb or wanted to trim the limbs out of the tree you just parked in?

This saw is a true Boon-Dockers tool. It is only 9" long when closed and opens to 17" with an 8" blade made of high carbon steel with two rows of razor sharp multi-bevel teeth.

- Steel frame
- Very aggressive design
- Soft rubber handle
- Lightweight and compact
- Thumb latch safety release



Part No.	Code	Keyword
390-1807	C	17

SNOBUNJE



SNOBUNJE AVALANCHE PROBE

This 1/2" diameter, tempered Aluminum probe is 8 ft. long and easily assembles with a pull and lock latch. It comes with 10 Marking flags and a Nylon Tote bag.

- Nylon Tote bag
- Quick latching,
- 10 Marking flags



Part No	Code	Keyword
390-1802	C	17

SNOBUNJE RATTLER

The rattler is a tool that uses very strong stretch cord bundled in a corrugated vinyl tube. It has a hook on one end that attaches to the ski of the stuck sled and a handle on the other end. It maximizes the pulling forces your body can produce when pulling out a stuck snowmobile.

- 1 S-Shape Safety Strap hook included
- Pull farther
- Pull easier
- Time your throttle response to the pulling action



Part No	Code	Keyword
390-1800	C	17

SNOWBUNJE COBRA

The Cobra is sled-to-sled tool that can produce and hold hundreds of pounds of pulling force on a stuck snowmobile. Also made of stretch cord bundled in a corrugated vinyl tube with a hook on both ends.

- Can be used as a snatch strap, Creates 300lb. to 400lb. of static pulling force
- Cobra strap #1098 and 2- S- Hook Shape Safety straps

#1006 are included.



Part No	Code	Keyword
390-1801	C	17

TOOLS

ALUMINUM SNOW SHOVEL

- 29 X 26cm SHOVEL
- ADJUSTABLE FOR DITCH DIGGING
- 35cm SAW

Colour	Part No.	Code	Keyword
Black	360-5110	B	17
Red	360-5101	B	17
Orange	360-5107	B	17
Silver	360-5109	B	17



Black

Red

Orange

Silver




TERMS & INDEX
NEW
HELMETS
HELMET ACCESSORIES
APPAREL
ACCESSORIES
TRACKS & SUSPENSION
STEERING
TRANS MISSION
PLOW & WINCH
WIND SHIELDS
BRAKES & CARB.
ENGINE PARTS
ELECTRICAL
TRAILER
CHEMICALS
TECH & TOOLS
P.O.P

ACCESSORIES



A-ARM BRACE KIT

Steel Plate: 130mm X 177mm, T: 2.9mm.
Hex Bolt: M6X20L= 14pcs, Grade 8.8
Rivet: 12.8X4.8X14.5mm=6pcs,
Flat Washer: 14.3X6.6X1.5mm=6pcs,
Material: Steel



Part No.	Code	Keyword
332-2024	B	16B

Model	Year
Ski-Doo™	
ALL GEN 4 850 ETEC	2017-21

UPPER A-ARM BRACE

Bolt 1/4" X 18.6mm*2pcs, 1/4" X 31.3mm*2pcs, 1/4" X 25mm*4pcs,
Nylon Nut*8pcs. Washer: 7.2X16X1.4mm*8pcs, Steel/ALU Bracket: 2/2pcs,
W/ Instruction Sheet.
Material: Steel SPCC+Aluminum 6061 T6



Part No.	Code	Keyword
332-2022	B	16B

Model
Ski-Doo™
FITS 2008-21 Ski-Doo XP, XM, XS, XRS, and T3 Chassis except for models with the 550 Fan Engine and the 600/900 Ace. Does not fit the new 2017 Gen 4 or The XR Chassis with the 1200 4 Stroke Engine, Ski-Doo Race Sled, The 550 Fan or the 600/900 Ace. *Will fit the Chassis with the 600 ETEC Engine, and Does not work with the Ski-Doo QRS Tech Link.

UNDER CARRIAGE BRACE



Part No.	Code	Keyword
332-2020	B	16B

Model	Year
Ski-Doo™	
ALL SKI DOO XP/XM/XR/XS	2008-21



SPX LINQ MOUNT KITS

POLARIS™



Part No.	Code	Keyword
360-1300	B	17

Plate: L: 210mm, W: 62mm, T: 6.25mm =2pcs, with instruction sheet
E.D. T-Slot L: 22.2mm, W: 16.5mm, T: 5/3.8mm=6pcs,
E.D. Pan Head Allen Screws 6.3X4.5mm.
Material: Aluminum

Model	Year
Polaris™	
Polaris™ with T-Slot Tunnels	2007+

UNIVERSAL™



Part No.	Code	Keyword
360-1301	B	17

Plate: L: 210mm, W: 62mm, T: 6.25mm =2pcs,
E.D. Flat Washer: 7.2X16X1.2mm=6pcs.
E.D. Nylon Nut= 6pcs,
E.D. Pan Head Allen Screws 6.3X10.2mm=6pcs.
with instruction sheet.
Material: Aluminum

Model
Universal™



ACCESSORIES

CHASSIS REINFORCEMENT KIT

- 2mm Thick Aluminum,
26 Rivets, and 2 M10 Bolts
- OEM# 860-2008-13



Part No.	Code	Keyword
332-2021	B	17

Model
Ski-Doo™
REV-XS, REV-XP, REV-XR, REV-XU, TUNDRA

RAIL REINFORCEMENT KIT

OEM# 860-2010-05
MATERIAL: Aluminum



Part No.	Code	Keyword
382-1132	B	17

Model	Year
Ski-Doo™	2013 & Up
REV-XP /REV-XM (EXCEPT 174")	

SKI-DOO BILLET BRAKE ROTOR COVER

Anyone who has spent any time on the Ski Doo knows how the brake rotor cover gets dented up and deformed in a short time. In some cases, the cover actually can push into the spinning rotor creating a discomforting noise while riding. This laser cut, machined, and TIG welded cover addresses the durability issue while providing a high quality, stylish cover that you no longer need to worry about. The cover installs just like the OEM and no modifications are necessary. Everything you need is included and will be on the machine in minutes.

Description	Part No.	Code	Keyword
Ski-Doo™			
Aluminum Black Brake Rotor Cover - Ski Doo XM/XS	612-9001	C	CLR
Poly Brake Rotor Cover Only fits 850 G 4 Summit's	612-9000	C	CLR



CONSOLE KNEE PADS

- Easy installation (no drilling)
- Comfortable cushioning
- Removable

Application.	Part No.	Code	Keyword
Arctic Cat™			
M5, M6, M7, Crossfire	331-2801	B	17
BRP™			
ZX Chassis: '99 and newer	332-2801	B	17
Polaris™			
Fusion IQ	334-2800	B	17
Yamaha™			
RX-1/MTN, Warrior, Vector/MTN	333-2800	B	17
Apex, Attak, RTX, GT, MTN/ER	333-2801	B	17



TERMS & INDEX
NEW
HELMETS
HELMET ACCESSORIES
APPAREL
ACCESSORIES
TRACKS & SUSPENSION
STEERING
TRANS MISSION
PLOW & WINCH
WIND SHIELDS
BRAKES & CARB.
ENGINE PARTS
ELECTRICAL
TRAILER
CHEMICALS
TECH & TOOLS
P.O.P

FOOT RESTS



REAR FOOT REST



Part No. Code Keyword
332-0901 B 17

OEM# 860-2008-89
Alu Plate: 210mm X 29.6mm, T: 2mm. with R / L Side
Flat Washer: 17.5 X 8.5 X 2mm= 2pcs
Hexalobular Socket Screw: M6X20L= 2pcs,
M6X15L= 2pcs, Flange Nylon Nut: M6=4pcs

Model	Year
Ski-Doo™	
FREERIDE 137"/146"/154" 800R E-TEC	2015-17
RENEGADE BACKCOUNTRY 600 H.O. E-TEC	2017
RENEGADE BACKCOUNTRY X E-TEC 600	2015
RENEGADE BACKCOUNTRY X E-TEC 800R	2016-17
SUMMIT SP 146"/154" 600 H.O. E-TEC	2015-18
SUMMIT SP 146"/154" 800R E-TEC	2016
SUMMIT SP 154"/165" 850 E-TEC	2017
SUMMIT SP 163" 800R E-TEC	2016
SUMMIT X 146"/154" 800R E-TEC	2015
SUMMIT X 154"/165" 850 E-TEC	2017
SUMMIT X 163" 800R E-TEC	2015
SUMMIT X T3 154" 800R E-TEC	2016
SUMMIT X T3 163"/174" 800R E-TEC	2015-16

REAR FOOT REST



Part No. Code Keyword
332-0902 B 17

OEM# 860-2015-04
Alu Plate: 210mm X 29.6mm, T: 2mm. with R Side and L Side.
Flat Washer: 17.5 X 8.5 X 2mm= 2pcs
Hexalobular Socket Screw: M6X20L= 2pcs,
M6X15L= 2pcs, Flange Nylon Nut: M6=4pcs

Model	Year
Ski-Doo™	
SUMMIT SP 154/165 850 ETEC	2017-21
SUMMIT SP 146 850 ETEC	2018-21
SUMMIT SP 146/154 600R ETEC	2019-21

DRIVERS FOOT REST



Part No. Code Keyword
332-0900 B 17

OEM# 860-2014-68
Alu Plate: L: 175mm,W: 133mm,H: 48mm =2pcs
Flange Nylon Nut: M6=4pcs
Button Bolt: M6 X 18mm = 6pcs,

Model	Year
Ski-Doo™	
BACKCOUNTRY 600R ETEC	2019-21
BACKCOUNTRY 850 ETEC	2019-21
MXZ X 850 ETEC	2017-21
MXZ XRS 600R ETEC	2019-21
MXZ XRS 850 ETEC	2018-21
RENEGADE 850 ETEC (ALL)	2018-21

SNOW FLAPS

UNIVERSAL SNOW FLAP

Universal, for all model snowmobiles with 15" or 18" tracks. Arctic Cat, Bombardier, Polaris, Yamaha and others.
Material: Rubber
Color: Black



Part No. Code Keyword
330-8000 B 17

Universal fit is perfect for custom tunnels or modified machines including stock snowmobiles; may be trimmed trail flap is formed from 125 HMW-PE for a stiffer flap needed for trail-style riding mountain flap is made from durable .093 HMW-PE which stays flexible for mountain-style riding or snow cross riding rear snow flaps feature a skinz impression which is subtle but stylish.

REAR FLAP - TRAIL

W/ Hardware Kit.
18 in. W x 23 in. H

Part No. Code Keyword
330-8010 B 17



REAR FLAP - MOUNTAIN

W/ Hardware Kit.
16.5 in. w x 20 in. H

Part No. Code Keyword
330-8020 B 17



BLACK BRACKET WITH HARDWARE

Helps keep your Snow Flap out of your track! Includes mounting hardware

Part No. Code Keyword
330-8001 B 17



SNOW FLAPS



OEM# 520-0012-98 REV XM, L: 530mm,
 520-0013-00 W: 430 / 350mm,
 520-0013-18 H: 180mm, T: 3.3mm.
 520-0013-42 w/ Cold Resistant -40 Degree C.
 860-2007-65 Material: Plastic
 860-2010-38



Part No.	Code	Keyword
330-8025	B	17

Model	Year
Ski-Doo™	
FREERIDE (ALL)	2014-17
GRAND TOURING LE/SE (ALL)	2014-18
GRAND TOURING SPORT 600 ACE	2015-19
GSX LE 600 ETEC	2014-15
GSX LE 900 ACE	2014-15
MXZ BLIZZARD 1200 4-TEC	2016-18
MXZ BLIZZARD 600 ETEC	2016-18
MXZ BLIZZARD 800 ETEC	2016-17
MXZ BLIZZARD 900 ACE	2016-18
MXZ IRON DOG 600 ETEC	2015-18
MXZ IRON DOG 800 ETEC	2015-17
MXZ SPORT 600 ACE	2015-18
MXZ TNT 1200 4-TEC	2016-18
MXZ TNT 600 ETEC	2014-18

Model	Year
Ski-Doo™	
MXZ TNT 800 ETEC	2013-16
MXZ TNT 900 ACE	2015-18
MXZ TNT 900 ACE	2016-18
MXZ X 1200 4-TEC	2016-18
MXZ X 600 ETEC	2013-18
MXZ X 800 ETEC	2013-16
MXZ XRS 600 ETEC	2014-18
MXZ XRS 800 ETEC	2014-17
RENEGADE ADRENALINE 1200 4-TEC	2015-18
RENEGADE ADRENALINE 600 ETEC	2014-18
RENEGADE ADRENALINE 800 ETEC	2014-16
RENEGADE ADRENALINE 900 ACE	2014-18
RENEGADE BACKCOUNTRY /X 800 ETEC	2016-17
RENEGADE BACKCOUNTRY 600 ETEC	2016-18

Model	Year
Ski-Doo™	
RENEGADE BACKCOUNTRY 600 ETEC	2014-18
RENEGADE BACKCOUNTRY 800 ETEC	2014-17
RENEGADE BACKCOUNTRY X 600 ETEC	2013-14
RENEGADE BACKCOUNTRY X 800 ETEC	2013-15
RENEGADE SPORT 600 ACE	2015-19
RENEGADE X 1200 4-TEC	2015-18
RENEGADE X 600 ETEC	2013-18
RENEGADE X 800 ETEC	2013-16
RENEGADE XRS 800 ETEC	2015-17
SUMMIT SP 600 ETEC	2014-18
SUMMIT SP 800 ETEC	2013-18
SUMMIT X 800 ETEC	2014-17



Part No.	Code	Keyword
330-8031	B	16

OEM# 520-0016-40
 W/ Cold Resistant -40 Degree C
 W/ Steel Bracket Hole 9.3 X 6.7mm

Length (mm)	Width (mm)	Height (mm)
500	430 / 355	145

Model	Year
Ski-Doo™	
GRAND TOURING 600 ACE	2020-22
GRAND TOURING 600R E-TEC	2019-22
GRAND TOURING 900 ACE	2019-22
GRAND TOURING 900 ACE TURBO	2019-22
MXZ 600R E-TEC	2018-22
MXZ 850 E-TEC	2017-22
RENEGADE 600 ACE	2020-22
RENEGADE 600R E-TEC	2019-22
RENEGADE 850 E-TEC	2017-22
RENEGADE 900 ACE	2019-22
RENEGADE 900 ACE TURBO	2019-22
SUMMIT SP 850 E-TEC W/137" FRAME	2020-22



Part No.	Code	Keyword
330-8032	B	16

OEM# 520-0014-81
 W/ Cold Resistant -40 Degree C

Length (mm)	Width (mm)	Height (mm)
540	430 / 355	95

Model	Year
Ski-Doo™	
BACKCOUNTRY 600R E-TEC	2019-22
BACKCOUNTRY 850 E-TEC	2018-22
FREERIDE 850 E-TEC	2020
RENEGADE 850 E-TEC	2018
SUMMIT 600R E-TEC	2019-22
SUMMIT 850 E-TEC	2017-19
SUMMIT SP 850 E-TEC	2020-22

TERMS & INDEX
 NEW
 HELMETS
 HELMET ACCESSORIES
 APPAREL
 ACCESSORIES
 TRACKS & SUSPENSION
 STEERING
 TRANS MISSION
 PLOW & WINCH
 WIND SHIELDS
 BRAKES & CARB.
 ENGINE PARTS
 ELECTRICAL
 TRAILER
 CHEMICALS
 TECH & TOOLS
 P.O.P

TERMS & INDEX
NEW
HELMETS
HELMET ACCESSORIES
APPAREL
ACCESSORIES
TRACKS & SUSPENSION
STEERING
TRANS MISSION
PLOW & WINCH
WIND SHIELDS
BRAKES & CARB.
ENGINE PARTS
ELECTRICAL
TRAILER
CHEMICALS
TECH & TOOLS
P.O.P

LC CONTAINERS

LC

UTILITY CONTAINER

- Stacking design allows for minimal foot print
- Includes standard 1" quick fill hose with cap
- Made from high impact polyethylene
- Exceeds recommended D.O.T standards
- Adjustable screw vent
- Containers are accurately graduated in gallons and liters
- 12" x 9" x 9" ~ 2.5 gallon capacity



680-1500



680-1510



680-1511



680-1512



680-1513



680-1514

HOSE BENDER

- Bends hose making filling easier and reducing spills
- Installs in seconds without removing ends
- Fits all standard 1" hose
- Made from durable ABS plastic
- Intended for new hoses



680-1515



680-1516



680-1514

Part No.	Description	Code	Keyword
680-1500	2.5 Gal Utility Container	B	17
680-1510	Clear Hose W/Screw Cap	B	17
680-1511	Flex Hose W/Cap	B	17
680-1512	Cap Assembly	B	17
680-1513	Vent Assembly	B	17
680-1514	Hose Bender	B	17
680-1515	Base Mount W/Strap	B	17
680-1516	Mount Replacement Strap	B	17
680-1517	Cap	B	17

FUEL AUXILIARY CONTAINERS

- Can be mounted in multiple positions
- Hardware kit included



680-1400

680-1405



680-1409

Part No.	Description	Code	Keyword
680-1400	3L CONTAINER	B	17
680-1400-1	3L CONTAINER - 5 PACK	B	17
680-1405	5L CONTAINER	B	17
680-1405-1	5L CONTAINER - 5 PACK	B	17
680-1409	Hardware Kit	B	17
680-1409-1	Fuel Pack Caps	B	17

BRONCO
ATV & UTV COMPONENTS

BRONCO 20L GAS CAN AND MOUNT

- Requires 2 mounts
- Mount photo not shown



680-1410

Part No.	Description	Code	Keyword
680-1410	20L Gas Can	B	17
680-1411	20L Gas Can Mount	B	17

UTILITY CANS

MATRIX M3 UTILITY CAN

All new shape, 4.5 gallon utility can with 2 handle design.
Easy pour spout that can be personalized with name and number.

- Comes complete with 3" long extender hose spout with 1" plastic fill reducer with cap.
- Vented top for easy flow.
- 3" extra wide fill cap or easy and quick filling of the can.
- Strategically placed side handle and special unique bottom handle for balance and easy handling.
- Made from hi quality PVC plastic with heavy duty wall thickness.
- Comes with a 2 year warranty against leaking or cracking.
- Reinforced ribbed bottom for extra strength.
- 4.5 gallon capacity keeps makes the weight of the can easy to handle.
- Can includes an indent for the Matrix security strap for strapping it in place for transporting.
- Exclusive "name and number panels" give you the ability to personalize it, giving it the custom factory look.

Colour	Part No.	Code	Keyword
Black	66-08150	B	17
Red	66-08151	B	17
Blue	66-08152	B	17
Green	66-08153	B	17

Colour	Part No.	Code	Keyword
Orange	66-08156	B	17
Yellow	66-08157	B	17
White	66-08159	B	17



Black



Red

Blue

Green

Orange

Yellow

White

M3 UTILITY CAN REPLACEMENT PARTS

Description	Part No.	Code	Keyword
M3 Spout Kit	66-08198	B	17
M3 Filler Cap Vent Kit	66-08199	B	17




66-08198



66-08199

WE KNOW PISTONS.

SPX



T-MOLY SERIES



QUANTUM SERIES



OEM STYLE

SEE PAGES 738-764

Quantum Series, T-Moly & OEM Style Piston kits include:
1 piston, 1 ring set, 1 wrist pin and 1 circlip set

DISTRIBUTED BY:
GAMMAPOWERSPORTS.COM



**TRACKS &
SUSPENSION**
2022 SNOW CATALOGUE

All-Terrain Track System Solutions



Camso X4S Born for Outdoors Enthusiasts

Fits all ATV and Selected UTV Models



Why X4S?

Whether you're using your side-by-side or your ATV to reach the cabin, your favorite hunting or fishing spot on weekends or for transportation on the farm and a job site during the week.

Anytime Any conditions Camso's new X4S track system will get you way further than tires.

Features and Benefits

SOLID STEEL FRAME (UTV 4S1 technology)

Double Bearing in oil bath housing

- Increased durability
- Easier maintenance

Optimized front frame geometry

- Easier and more stable steering
- Better deep snow performance

Light weight

Optimal offsets

ATV

- Fits most Pick-Up cargo box

Side-by-Side

- More garage space
- Smaller trailer require

CAMSO TRACKS (ATV T4S technology)

Front Flextrack

- Easier to steer
- More stable on hard surface
- Better side hill

Rear Flat Track



BOLTED IDLER & MIDROLLER WHEELS (New technology)

Interchangeable Double bearing

- Increased durability
- Easier maintenance

Optimized width 26mm (7mm more than T4S)

- Longer track longevity in heavy duty application

Interchangeable

From ATV to Smaller lighter UTV

From Smaller lighter UTV to all ATV

- Easy to transfer when purchase of a new vehicle
- Better Used sale value

ATV/UTV TRACK SYSTEMS

GO WHERE WHEELS CAN'T


THE 4-SEASON SYSTEM WITHOUT COMPROMISE TO WINTER PERFORMANCE

Engineered specifically for the heavier load capacity of side-by-sides, the new Tatou UTV 4S track conversion system brings true four season capability and all the other advantages of the Tatou 4S to these popular utility vehicles.



Camso ATV T4S

All Work, all play, all seasons



BEARING HOUSING
Outer seals and stainless steel sleeves

- Improved bearing durability
- Greater reliability

SOLID STEEL FRAME
Open light-weight design

- Improved durability and performance
- Easily sheds snow, mud, and debris

TANDEM STABILIZER
Bolt-on tandem mid-roller wheel

- Provides a smoother ride by absorbing shocks

CAMSO'S EXCLUSIVE FLEX-TRACK DESIGN
Front-mounted tracks with flexible sides and slight curve toward the inside

- Stable handling
- More comfortable ride than traditional flat tracks
- Precise steering for pleasant long-distance riding and long working hours

IDLER AND MID-ROLLER WHEELS
Sealed wheel and bearing with elastomeric outer band

- Provides a longer life in rough conditions
- 100% ice-free

CAP
Fitted wheel cap with bladder effect


- Eliminates water absorption due to temperature variations

11.5 in"

* Front track (Rear track: 12.5 in)

Camso UTV 4S1

Tough and ready for the long haul



BEARING HOUSING
Triple bearing design with oil bath lubrication

- Improved bearing durability
- Stainless sleeves for greater reliability

SOLID STEEL FRAME
Open light-weight design

- Improved durability and performance
- Easily sheds snow, mud, and debris

PUNCTURE-PROOF TIRES
High-density tire with adjusted shape

- Reduced friction and wear
- Maximizes shock absorption to improve ride quality
- Delivers trouble-free performance

TANDEM STABILIZER AND WHEEL SHAFT
Rubber-mounted shafts

- Eliminates need for greasing
- Absorbs shocks for a smoother and more stable ride

CAMSO'S EXCLUSIVE FLEX-TRACK DESIGN
Front-mounted tracks with flexible sides and slight curve toward the inside

- Stable handling
- More comfortable ride than traditional flat tracks
- Precise steering for pleasant long-distance riding and long working hours

WHEEL AND SEAL
Enhanced wheel seal design

- Improved sealing and guiding and reduced wear
- Eliminates water absorption due to temperature variations

12.5 in"

* Front track (Rear track: 14 in)

Camso ATV R4S

Get greater aess for less



SPROCKETS
Adapted for smaller-bore ATVs

- Adjusted to prevent clutch and engine overload

8 in


8" TRACK WIDTH
Specially adapted for small cc ATVs

- Ground pressure reduced by 50% vs. tires

LIGHTWEIGHT POWDER COAT STEEL FRAME

Optimized geometry

- Overall good performance and handling



RUBBERIZED AND SEALED MID-ROLLERS

Increased wheel bearing longevity

- Prevent ice accumulation during winter use

CENTERED RUBBERIZED DOUBLE-BEARING IDLER WHEELS

High impact resistance

- Prevent ice accumulation during winter use

Camso System Specifications

CAMSO

ATV R4S

CAMSO

ATV T4S

CAMSO

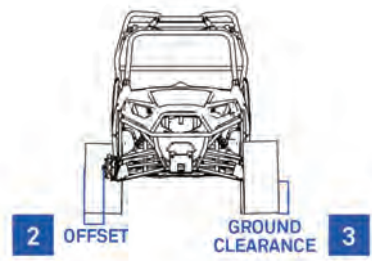
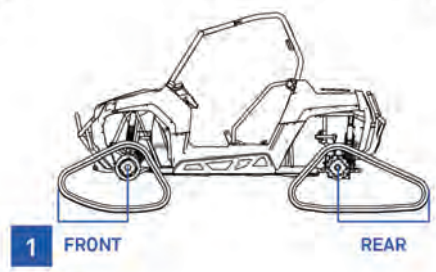
X4S

CAMSO

UTV 4S1



HOW TO MEASURE THE FIT WITH YOUR TRAILER



ATV/UTV TRACK SYSTEMS

TECHNICAL SPECIFICATIONS



	ATV R4S FITS ATV	ATV T4S FITS ATV	ATV/UTV X4S FITS ATV & SELECTED UTV	UTV 4S1 FIT UTV
System				
1 Machine size	300 to 500	300 to 1000		400 to 1000
2 Offset (length)	Front: 25 in (638 mm) Rear: 26 in (658 mm)	Front: 24 in (609 mm) Rear: 27 in (685 mm)	Front: 24 in (609 mm) Rear: 27 in (685 mm)	Front: 26.5 in (673 mm) Rear: 35 in (889 mm)
Offset (width)	5.5 in (140 mm)	6 in (153 mm)	6 in (153 mm)	7.25 in (184 mm)
Weight	60 lb (27 kg)	71 lb (30 kg)	Front: 72.6 lb (33kg) Rear: 79.4 lb (36 kg)	Front: 103 lb (47 kg) Rear: 120 lb (54 kg)
Height	Front: 24 in (610 mm) Rear: 24 in (610 mm)	Front: 23.8 in (604 mm) Rear: 23.2 in (590 mm)	Front: 23.8in (604 mm) Rear: 23.2 in (590 mm)	Front: 25 in (637 mm) Rear: 24.7 in (626 mm)
Length	Front: 40 in (1016 mm) Rear: 43 in (1092 mm)	Front: 40 in (1016 mm) Rear: 42.5 in (1081 mm)	Front: 40 in (1016 mm) Rear: 42.5 in (1081 mm)	Front: 42.5 in (1081 mm) Rear: 52 in (1321 mm)
Width	8.4 in (213 mm)	22 in (560 mm)	22 in (560 mm)	25 in (635 mm)
Mounting Hardware Weight	Approx. 6.25 lb (2.75 kg)	Approx. 6.25 lb (2.75 kg)	Approx. 6.25 lb (2.75 kg)	Approx. 6.25 lb (2.75 kg)
Rubber track				
Width	Front: 8 in (203 mm) Rear: 8 in (203 mm)	Front: 11.5 in (292 mm) Rear: 12.5 in (318 mm)	Front: 11.5 in (292 mm) Rear: 12.5 in (318 mm)	Front: 12.5 in (318 mm) Rear: 14 in (356 mm)
Length	Front: 93.4 in (2372 mm) Rear: 98.6 in (2504 mm)	Front: 93.4 in (2372 mm) Rear: 98.5 in (2507 mm)	Front: 93.4 in (2372 mm) Rear: 98.5 in (2507 mm)	Front: 98.5 in (2507 mm) Rear: 116.7 in (2964 mm)
Lug height	Front: 7/8 in (22 mm) Rear: 1 in (25 mm)	Front: 1.25 (32 mm) Rear: 1.25 in (32 mm)	Front: 1.25 (32 mm) Rear: 1.25 in (32 mm)	Front: 1.125 in (29 mm) Rear: 1.125 in (29 mm)
Performance				
Ground surface (Soft ground)	1 333 sq in (0.86 m ²)	2000 sq in (1.30 m ²)	2000 sq. in (1.30 m ²)	2520 sq in (1.62 m ²)
3 Ground clearance (Average)	Increased by 3 ¼ in (83 mm)	Increased by 3 in (76 mm)	Increased by 3 in	Increased by 5 in (127 mm)
Maintained speed (Average)	2/3	2/3	2/3	2/3
Specification				
Drive type	Internal drive	Internal drive	Internal drive	Internal drive
Sprocket	15 to 18 teeth	15 to 18 teeth	15 to 18 teeth	15 to 18 teeth
Rubber track	Front: Flat Rear: Flat	Front: Flex Rear: Flat	Front: Flex Rear: Flat	Front: Flex Rear: Flat
Frame	Carbon steel	Carbon steel	Carbon steel	Carbon steel
Idler & Mid-Roller Wheels/Tire	134 mm double bearing & sealed mid-roller wheels. Bladder-type wheel cap. 200 mm double bearing	134 and 202 mm encapsulated and sealed wheel including elastomer outer band. Bladder-type wheel cap.	134 & 202 mm double bearings wheel. Standard and replaceable sealed bearings. Elastomer outer band. Bladder-type wheel cap.	132-mm double-bearing mid-roller wheels (width: 50 mm). 241-mm double-bearing flat-free tires. Bladder-type wheel cap and face seal.
Guide	Molded UHMW	Molded UHMW	Molded UHMW	Molded UHMW
Hub and bearing	Oiled 2 bearing with cast steel multi-bolt (4-5) Pattern hub	Cast steel multi-bolt (4) pattern hub.	Cast steel multi-bolt (4) pattern hub.	Oiled 3-bearing with forged steel multi-bolt. (4-5) pattern hub.
Tandem & Suspension	N/A	Mono front tandem on pivot point with bolted wheels	Mono front tandem on pivot point with bolted wheels.	Rubber mount steel tandem. Rubber mount aluminium shaft axle. Maintenance free.
Anti-rotation	Redesigned mild steel anti-rotation single-rate spring and progressive damper. Quick-connect steering limiter design.	Redesigned mild steel anti-rotation single-rate spring and progressive damper. Quick-connect steering limiter design.	Mild steel anti-rotation single rate spring and progressive damper. Quick connect steering limiter design.	Redesigned mild steel anti-rotation single-rate spring and progressive damper. Quick-connect steering limiter design.
Features				
Hub oil bath bearing housing	No	No	Yes	Yes
Wide double bearing wheels	No	No	Yes	No
Extra wide double bearing wheels	No	No	No	Yes
Solid rubber tire idler wheel	No	No	No	Yes
Replaceable wheel bearings	No	No	Yes	Yes
Replaceable wheel shaft	No	No	No	Yes
Maintenance				
Installation time	less than 2 h	less than 2 h	less than 2 h	less than 2 h
Subsequent	less than 1 h	less than 1 h	less than 1 h	less than 1 h

Note : * Depending of the vehicle consult Camso brochure for exact way to measure it. Certain characteristics may vary depending on vehicle make and model. *We recommend initial installation of Camso Track Systems be performed at an authorized dealer. Installation time may vary depending on vehicle make and model

To order call your sales representative.
Not available online.

Go to www.gammapowersports.com for up to date applications

CAMSO SNOWMOBILE TRACKS

WHATEVER YOUR STYLE IS, CAMSO HAS THE RIGHT TRACK

It doesn't matter if you're a recreational rider or a racer, whether you prefer groomed trails or back country exploration, whether you seek the adrenaline rush of steep terrain or the comfort of a casual cruise in the countryside. As riders, we share one thing: our passion for snow. We love it. We pray for it. We live the journey.

To get the maximum excitement out of your sled in the conditions you prefer, select the best track for the type of rider you are.

TRAIL

You're someone who loves well-defined routes, a cruiser doing big mileage, an aggressive rider with a thrill of top-notch traction, or a power rider flooring it on the straightaways.

- Groomed snowmobile trails
- Ungroomed trails used enough to be compacted most or all of the time
- Bare or lightly covered ice with special traction challenges

CROSS-COUNTRY

You prefer deeper, looser snow. Racking up the miles in the back country? Check. Half on-trail, half off? Check.

- Ditch lines
- Less-used and completely ungroomed trails
- Boondocking in remote areas with no trails

MOUNTAIN

You relish any trip that involves high country open meadows, boondocking in the trees and lots of deep snow.

- Deep powder snow with a light track for maximum traction and flotation
- High-altitude terrain
- Steep slopes

UTILITY

You're working in the snow. You have a job to do in demanding and unpredictable conditions.

- Transportation of personnel and tools
- Pulling equipment and material
- Unpredictable snow and terrain

RACING

You are doing competition on a specific terrain and controlled course:

- Asphalt
- Ice and grass drag
- Ice oval
- Snocross
- Snow and hill drag





You're someone who loves well-defined routes, a cruiser doing big mileage, an aggressive rider with a thrill of top-notch traction, or a power rider flooring it on the straightaways.

ICE STORM 150

PRECISION AND CONTROL

With its factory-installed studs, the Camso Ice Storm 150 makes precise turns on icy hills, packed snow and groomed trails, powering you through the most challenging conditions with ease. And Camso's unique two-height lug design offers deep snow flotation with handlebar-gripping acceleration.

- Factory pre-studded for improved traction and control on ice conditions
- 1.25" outer lugs provide power through the tightest turns with ease, maintaining momentum and rider control
- 1.5" cup-shaped centre lugs provide deep snow flotation, and gut wrenching acceleration on packed trails



Model	Width	Length	Lug Ht.	Weight	Window	Clip	PLY	# Studs	Pitch	Features
010-9388	15	120	1.25 / 1.5	35	full	113/107	1-PLY	126	2.86"	two-lug height / factory pre-studded
010-9389	15	129	1.25 / 1.5	37	full	113/107	1-PLY	135	2.86"	two-lug height / factory pre-studded
010-9390	15	137	1.25 / 1.5	40	full	113/107	1-PLY	144	2.86"	two-lug height / factory pre-studded
010-9391	15	146	1.25 / 1.5	42	full	113/107	1-PLY	153	2.86"	two-lug height / factory pre-studded

STORM 150

PRECISION AND THUNDERING ACCELERATION

For aggressive adrenaline-fueled performance both on and off trail. The Camso Storm 150 is designed for modern rider-forward with a unique two-lug height design. It provides breathtaking acceleration on-trail, excellent flotation off-trail and crisp control under all circumstances.

- 1.25" outer lugs provide power through the tightest turns with ease, maintaining momentum and rider control
- 1.5" cup-shaped centre lugs provide deep snow flotation, and gut wrenching acceleration on packed trails
- Optimized support columns provide the right balance of lug rigidity and flex for performance across the entire power band



Model	Width	Length	Lug Ht.	Weight	Window	Clip	PLY	# Studs	Pitch	Features
010-9368	15	120	1.25 / 1.5	35	full	113/107	2-PLY		2.86"	two-lug height design
010-9369	15	129	1.25 / 1.5	37	full	113/107	2-PLY		2.86"	two-lug height design
010-9370	15	137	1.25 / 1.5	40	full	113/107	2-PLY		2.86"	two-lug height design
010-9371	15	146	1.25 / 1.5	42	full	113/107	2-PLY		2.86"	two-lug height design

ICE ATTACK XT

A highly aggressive trail model design featuring hundreds of sharp-tip lug studs, giving riders traction and control they can count on.

- Factory pre-studded for improved traction and control
- Lug design delivers better traction than the ICE Ripper XT
- 1.22" lug height provides better handling and stability
- Optimized rubber compound for superior traction on groomed trails



Model	Width	Length	Lug Ht.	Weight	Window	Clip	PLY	# Studs	Pitch	Features
010-9190	15	120	1.220	37	full	106/107	1-PLY	224	2.86"	Factory pre-studded
010-9200	15	121	1.220	40	full	106/107	1-PLY	256	2.52"	Factory pre-studded
010-9201	15	128	1.220	42	full	113/107	1-PLY	272	2.52"	Factory pre-studded
010-9236	15	129	1.220	39	full	113/107	1-PLY	240	2.86"	Factory pre-studded
010-9202	15	136	1.220	45	full	106/107	1-PLY	288	2.52"	Factory pre-studded
010-9191	15	137	1.220	42	full	106/107	1-PLY	256	2.86"	Factory pre-studded
010-9203	15	144	1.220	47	full	106/107	1-PLY	304	2.52"	Factory pre-studded
010-9192	15	146	1.220	44	full	106/107	1-PLY	272	2.86"	Factory pre-studded




You're someone who loves well-defined routes, a cruiser doing big mileage, an aggressive rider with a thrill of top-notch traction, or a power rider flooring it on the straightaways.

ICE RIPPER XT

The original factory pre-studded track is a proven performer. With a design that gives riders outstanding handling and stability, it's a true classic.

- Factory pre-studded for improved traction and control
- 1.25" lug height for improved traction and stability
- RipSaw-based attack angled lugs for excellent forward and lateral bite



Model	Width	Length	Lug Ht.	Weight	Window	Clip	PLY	# Studs	Pitch	Features
010-9164	15	120	1.250	36	full	106/107	1-PLY	224	2.86"	Factory pre-studded
010-9077	15	121	1.250	39	full	106/107	1-PLY	256	2.52"	Factory pre-studded

RIPSAW II

Designed for all-around trail performance – excellent traction on both hard-pack and loose, less compacted snow with ride comfort features.

- Tapered outside lug edges for less side bite when cornering
- Sharp angled lugs for excellent bite on hard-pack snow
- Cupped center and full outer lugs for traction on loose, less compacted snow
- Lug design generates less noise for improved rider comfort on hard-packed groomed trails




Model	Width	Length	Lug Ht.	Weight	Window	Clip	PLY	# Studs	Pitch	Features
010-9210	15	120	1.000	33	full	106/107	2-PLY		2.86"	
010-9209	15	120	1.250	37	full	106/107	2-PLY		2.86"	
010-9214	15	121	1.250	41	full	106/107	2-PLY		2.52"	
010-9215	15	128	1.250	43	full	113/107	2-PLY		2.52"	Guide clip AC compatible
010-9325	15	129	1.000	35	full	106/107	2-PLY		2.86"	
010-9237	15	129	1.250	39	full	113/107	2-PLY		2.86"	
010-9216	15	136	1.250	45	full	106/107	2-PLY		2.52"	
010-9224	15	137	1.000	38	full	106/107	2-PLY		2.86"	
010-9223	15	137	1.250	42	full	106/107	2-PLY		2.86"	

COBRA

Designed for comfort as well as superior traction and control on soft, loose and unpacked snow surfaces.

- Cupped lugs for superior acceleration and braking in loose soft snow conditions
- Flexible lug design for superior off-trail performance
- Softer, thinner lugs generate less noise for improved rider comfort



Model	Width	Length	Lug Ht.	Weight	Window	Clip	PLY	# Studs	Pitch	Features
010-9284	15	120	1.352	34	full	106/107	2-PLY		2.86"	
010-9052	15	121	1.352	37	full	106/107	2-PLY		2.52"	
010-9235	15	129	1.352	36	full	113/107	2-PLY		2.86"	
010-9061	15	136	1.352	42	full	106/107	2-PLY		2.52"	
010-9307	15	137	1.352	39	full	106/107	2-PLY		2.86"	6-row driving lug
010-9107	15	144	1.352	44	full	106/107	2-PLY		2.52"	
010-9114	16	137	1.352	40	full	106/107			2.86"	fully clipped




You're someone who loves well-defined routes, a cruiser doing big mileage, an aggressive rider with a thrill of top-notch traction, or a power rider flooring it on the straightaways.

RIPSAW

One of the best trail tracks ever offered and still a bestseller today, with rigid, hard-wearing lugs for mile after mile of dependable use. A wide range of sizes fits many different snowmobiles. This is the benchmark model for high-performance trail tracks, with excellent durability and traction on groomed or hard-pack snow.

- Rigid lugs provide superior handling, acceleration, and braking on groomed trails
- Narrow lug base for reduced rolling resistance and maximum top speed
- Angled profiles for aggressive forward and lateral bite



Model	Width	Length	Lug Ht.	Weight	Window	Clip	PLY	# Studs	Pitch	Features
010-9001	13.5	128	1.250	34	P2S1	106	2-PLY		2.52"	Narrow width
010-9148	15	120	1.000	32	full	106/107	2-PLY		2.86"	
010-9149	15	120	1.250	34	full	106/107	2-PLY		2.86"	
010-9968	15	121	1.250	39	full	106/107	2-PLY		2.52"	
010-9968H	15	121	1.250	39	full	106/107	2-PLY		2.52"	Enhanced stud easy track
010-9040	15	128	1.250	41	full	113/107	2-PLY		2.52"	Guide clip AC compatible
010-9358	15	129	1.250	36	full	106	2-PLY		2.86"	Guide clip alternating face in/out
010-9969	15	136	1.250	43	full	106/107	2-PLY		2.52"	
010-9006	15	144	1.250	45	full	106/107	2-PLY		2.52"	
010-9007	15	151	1.250	49	full	106/107	2-PLY		2.52"	

ICE ATTACK

Popular with trail cruisers, with tried and tested sharp-tip studs. An excellent choice for snowmobiles that cannot fit taller tracks, it's designed to deliver outstanding top speed and handling on hard-pack snow.

- Factory pre-studded with aggressive 31-point stud pattern
- HackSaw-based lug design for good top speed and handling on hard-pack snow
- 1.063" lug height for average trail use and efficiency
- 1.375" lug height for mixed on/off-trail use




Model	Width	Length	Lug Ht.	Weight	Window	Clip	PLY	# Studs	Pitch	Features
010-9028	15	121	1.063	38	full	106/107	1-PLY	264	2.52"	Factory pre-studded
010-9029	15	136	1.063	43	full	106/107	1-PLY	297	2.52"	Factory pre-studded

HACK SAW

A proven performer in the 1" category. Attack angle lugs guarantee superior performance on hard-groomed snow trails.

- 1" lug height for low rolling resistance that improves fuel economy
- Crescent lug features recessed tips and cutting edges for forward and lateral bite on hard-pack
- Hard-wearing rigid lugs for mile after mile of dependable use
- Narrow lug base to reduce rolling resistance and maximize top speed



Model	Width	Length	Lug Ht.	Weight	Window	Clip	PLY	# Studs	Pitch	Features
010-9110	14	128	1.000	34	full	113/107	2-PLY		2.52"	Guide clip AC compatible
010-9043	15	121	1.000	36	full	106/107	2-PLY		2.52"	
010-9043H	15	121	1.000	36	full	106/107	2-PLY		2.52"	Enhanced stud easy track
010-9234	15	128	1.000	35	PACE 3	114	2-PLY		2.52"	Guide clip AC compatible
010-9010	15	136	1.000	38	full	106/107	2-PLY		2.52"	

CAMSO TRACKS:TRAIL

CODE = D

KEYWORD = 20



You're someone who loves well-defined routes, a cruiser doing big mileage, an aggressive rider with a thrill of top-notch traction, or a power rider flooring it on the straightaways.



CARVE

Best for maximum acceleration and top trail speed.
Best for loose snow trail conditions.

Model	Width	Length	Lug Ht.	Weight	Window	Clip	PLY	# Studs	Pitch	Features
010-9837	15	121	1.000	37	full	106/107	2-PLY		2.52"	

CAMSO TRACKS: CROSS-COUNTRY

50/50 AND BACKCOUNTRY RIDERS

Boost your crossover or trail sled

50/50 riders rack up the trail miles, but give them half a chance and they're off the trail, playing in an open, untracked meadow or riding a ditch line.

Backcountry riders don't need any second invitations to head out into untravelled pristine powder and deep snow.

HURRICANE 175

DOMINATE DEEP BACKCOUNTRY

Inspired by mountain track lug geometry, the Hurricane 175 is the perfect balance between deep snow technology and trail-gripping adrenaline. Its 1.75-inch cupped profile design will take you deeper into the backcountry and out again

- Designed based on mountain tracks, it provides off-trail performance in deep snow while maintaining on-trail agility
- 1.75-inch tall lug profile design reduces vibration, applying more power to the ground both on and off trail
- Optimized column positioning for better track efficiency and enhanced traction in deep-powder snow while ensuring durability in all conditions




Part No.	Width	Length	Lug Ht.	Weight	Window	Clip	PLY	# Studs	Pitch	Features
010-9400	15	120	1.750	37	full	113/107	2-PLY		2.86"	
010-9401	15	129	1.750	39	full	113/107	2-PLY		2.86"	
010-9402	15	137	1.750	42	full	113/107	2-PLY		2.86"	
010-9403	15	146	1.750	44	full	113/107	2-PLY		2.86"	

RIPSAW II 1.5

The RipSaw II, known for its versatility in all snow types, is taken to another level. Now boasting a 1.5-inch lug height, it's the track for the most demanding 50/50 rider.

- Sharp angled lugs provide excellent bite on hard-pack snow
- Cupped center and full outer lugs provide traction on loose, less compacted snow
- Tapered outside lug edges offer less side bite when cornering



Part No.	Width	Length	Lug Ht.	Weight	Window	Clip	PLY	# Studs	Pitch	Features
010-9304	15	120	1.500	37	full	106/107	2-PLY		2.86"	
010-9305	15	129	1.500	39.5	full	106/107	2-PLY		2.86"	
010-9306	15	137	1.500	42	full	106/107	2-PLY		2.86"	



50/50 AND BACKCOUNTRY RIDERS

Boost your crossover or trail sled


50/50 riders rack up the trail miles, but give them half a chance and they're off the trail, playing in an open, untracked meadow or riding a ditch line.

Backcountry riders don't need any second invitations to head out into untravelled pristine powder and deep snow.

ICE COBRA WT 150

Based on the high-performance Cobra WT 1.5, the Camso ICE Cobra WT 150 comes with a factory pre-studded design for superior grip in icy conditions. Featuring thinner paddles, it reduces weight while improving traction in soft snow. A lightweight deep snow utility track that's always up to the job.

- Factory pre-studded improves traction and control on ice conditions
- Camso's unique 1.5" cupped-lug design provides exceptional performance off-trail
- Aggressive side profile increase traction on hard-packed snow



Model	Width	Length	Lug Ht.	Weight	Window	Clip	PLY	# Studs	Pitch	Features
010-9366	20	154	1.500	60	full	106/107	1-PLY	194	2.86"	Factory pre-studded, 6-rows internal driving lug
010-9414	20	154	1.500	60	full	106/107	1-PLY	194	2.86"	Factory pre-studded, 4-rows internal driving lug

ICE COBRA 1.6

The "Denis Courtemanche Special Edition," in honor of long-time Camoplast recreational products director who has devoted 50 years to improving snowmobile track design. Factory pre-studded with 1.6" lugs for excellent all-round performance, especially on ungroomed trails.

- Cupped lugs for superior acceleration and braking in loose, soft snow conditions
- Flexible lug design for superior off-trail performance



Model	Width	Length	Lug Ht.	Weight	Window	Clip	PLY	# Studs	Pitch	Features
010-9244	15	120	1.600	38	full	106/107	1-PLY	91	2.86"	Factory pre-studded
010-9312	15	121	1.600	42	full	106/107	2-PLY	104	2.52"	Factory pre-studded
010-9313	15	128	1.600	44.5	full	106/107	2-PLY	110	2.52"	Factory pre-studded
010-9245	15	129	1.600	41	full	106/107	1-PLY	97	2.86"	Factory pre-studded
010-9314	15	136	1.600	47	full	106/107	2-PLY	117	2.52"	Factory pre-studded
010-9246	15	137	1.600	43	full	106/107	1-PLY	104	2.86"	Factory pre-studded
010-9315	15	144	1.600	50	full	106/107	2-PLY	123	2.52"	Factory pre-studded
010-9247	15	146	1.600	46	full	106/107	1-PLY	110	2.86"	Factory pre-studded
010-9273	15	154	1.600	47	full	106/107	1-PLY	117	2.86"	Factory pre-studded, center window for Pol RMK
010-9249	16	137	1.600	45	full	106/107	1-PLY	104	2.86"	Factory pre-studded
010-9250	16	146	1.600	48	full	106/107	1-PLY	110	2.86"	Factory pre-studded
010-9272	16	154	1.600	50	full	106/107	1-PLY	117	2.86"	Factory pre-studded

COBRA 1.6

The Cobra design taken to another level. Excellent performance on the soft, loose snow of ungroomed trails, now available in a 1.6" lug height for even better traction and performance while on/off-trail.

- Cupped lugs for superior acceleration and braking in loose soft snow conditions
- Flexible lug design for superior off-trail performance
- Designed for factory pre-studded, select lugs are more rigid for traction on hard-packed snow performance



Model	Width	Length	Lug Ht.	Weight	Window	Clip	PLY	# Studs	Pitch	Features
010-9264	15	137	1.600	43	full	106/107	1-PLY		2.86"	
010-9355	15	154	1.600	47	full	106/107	2-PLY		2.86"	
010-9282	16	154	1.600	50	full	106/107	1-PLY		2.86"	




50/50 AND BACKCOUNTRY RIDERS

Boost your crossover or trail sled

50/50 riders rack up the trail miles, but give them half a chance and they're off the trail, playing in an open, untracked meadow or riding a ditch line.

Backcountry riders don't need any second invitations to head out into untravelled pristine powder and deep snow.



BACKCOUNTRY X2

The BackCountry, taken to another level. Our most popular on/off-trail track, now with a lug height of 2" that lets you explore deep into the backcountry.

- Arched lug design with staggered snocross-inspired pattern for excellent soft snow traction
- Rigid lug support columns and optimized rubber compound to deliver great on/off-trail performance
- 2.86" drive pitch

Model	Width	Length	Lug Ht.	Weight	Window	Clip	PLY	# Studs	Pitch	Features
010-9256	15	120	2.000	41	full	106/107	1-PLY		2.86"	
010-9257	15	129	2.000	43	full	106/107	1-PLY		2.86"	
010-9258	15	137	2.000	46	full	106/107	1-PLY		2.86"	
010-9417	15	146	2.000	49	full	106/107	1-PLY		2.86"	Center window for 3rd driver


BACKCOUNTRY X & BACKCOUNTRY

Recognized as a frontrunner for on/off-trail riding, with a 1.75" lug height and increased drive pitch. Developed and tested in competitive snocross racing environments, it's designed with traction and durability in mind.

- Arched lug design with staggered snocross-inspired pattern for excellent soft snow traction
- 2.52" drive pitch for BackCountry, 2.86" and 3" drive pitch for BackCountry X
- BackCountry X 2.86" drive pitch models feature tapered lugs on outside edges for improved durability
- Now available in 3" drive pitch for BackCountry X

BackCountry X

BackCountry




Model	Width	Length	Lug Ht.	Weight	Window	Clip	PLY	# Studs	Pitch	Features
BACKCOUNTRY X										
010-9287	15	120	1.750	39	full	106/107	1-PLY		2.86"	
010-9288	15	129	1.750	42	full	106/107	1-PLY		2.86"	
010-9289	15	137	1.750	45	full	106/107	1-PLY		2.86"	
010-9254	15	141	1.750	43	full	113/107	1-PLY		3.00"	
010-9328	15	153	1.750	46	full	113/107	1-PLY		3.00"	
BACKCOUNTRY										
010-9140	15	121	1.750	40	full	106/107	1-PLY		2.52"	
010-9141	15	128	1.750	42	full	113/107	1-PLY		2.52"	Guide clip AC compatible
010-9142	15	136	1.750	44	full	106/107	1-PLY		2.52"	
010-9143	15	144	1.750	46	full	106/107	1-PLY		2.52"	

CHALLENGER TRAIL

The go-to track for outstanding deep-snow performance since the mid-90s. As an all-around performer that's both versatile and durable, it delivers off-trail capability without sacrificing trail performance.

- Saw-tooth-tipped lugs provide excellent handling, acceleration, and braking on packed trails
- 16" width enhances flotation off-trail in soft snow



Model	Width	Length	Lug Ht.	Weight	Window	Clip	PLY	# Studs	Pitch	Features
010-9933	16	136	1.750	48	full	106/107	2-PLY		2.52"	
010-9070	16	137	1.750	45	full	106/107	1-PLY		2.86"	



50/50 AND BACKCOUNTRY RIDERS


Boost your crossover or trail sled

50/50 riders rack up the trail miles, but give them half a chance and they're off the trail, playing in an open, untracked meadow or riding a ditch line.
Backcountry riders don't need any second invitations to head out into untravelled pristine powder and deep snow.

INTENSE

Featuring a 1.5" lug height for on/off-trail riders, this long-time favorite has a proven record of performance and durability. Excellent performer in all types of snow conditions.

- Saw-tooth-tipped lugs provide excellent handling, acceleration, and braking on packed trails
- V-shaped and full lugs for excellent traction in soft, loose snow



Model	Width	Length	Lug Ht.	Weight	Window	Clip	PLY	# Studs	Pitch	Features
010-9930	15	121	1.500	39	full	106/107	2-PLY		2.52"	
010-9108	15	136	1.500	41	full	113/107	2-PLY		2.52"	Guide clip AC compatible

FREE RIDE


Mid height profile for aggressive exploring and ditch banging.



Model	Width	Length	Lug Ht.	Weight	Window	Clip	PLY	# Studs	Pitch	Features
010-9033	14	121	1.500	38	full	106/107	2-PLY		2.52"	

CROSSOVER

Engineered for superior performance in both trail and powder terrain.



Model	Width	Length	Lug Ht.	Weight	Window	Clip	PLY	# Studs	Pitch	Features
010-9003	15	144	1.500	50	full	106/107	2-PLY		2.52"	
010-9004	15	151	1.500	52	full	106/107	2-PLY		2.52"	

RIPSAW 1.5

- Rigid lugs provide superior handling, acceleration, and braking on groomed trails
- Narrow lug base for reduced rolling resistance and maximum top speed
- Angled profiles for aggressive forward and lateral bite



Model	Width	Length	Lug Ht.	Weight	Window	Clip	PLY	# Studs	Pitch	Features
010-9112	15	121	1.500	41	full	106/107	2-PLY		2.52"	



DEEP SNOW AND EXTREME RIDERS

Deep snow mountain riders head up where few dare to go, and thrive on exploring the high country's open fields and boondocking through virgin forests. Deep snow extreme riders push themselves and their sleds to the limit on bottomless powder and the steepest chutes.



CONQUER 260

AGILITY IN DEEP SNOW

Designed with a softer rubber compound for better deep-snow performance, the Camso Conquer 260's 2.6-inch lug design powers through the deepest mountain snow with ease. This lightweight track increases your machine's available horsepower, requiring less throttle input in turns and on side hills.

- 2.6" alternating single-angled lugs push performance in all snow riding conditions
- Lightweight model increases available HP thanks to less rotating mass
- Lug design requires 20% less rider input on turns and 25% less throttle to hold on side hills

Model	Width	Length	Lug Ht.	Weight	Window	Clip	PLY	# Studs	Pitch	Features
010-9392	15	154	2.600	40	PACE 2	116/117	1-PLY		3.50"	Center hole
010-9393	15	165	2.600	43	PACE 2	116/117	1-PLY		3.50"	Center hole

CONQUER 280

Made to advance the mountain journey. The Conquer is the lightest mountain design track providing the ultimate in flotation, traction and performance. Its next generation lug geometry reaches new levels of balance in deep snow.

- Lightweight model increases available HP thanks to less rotating mass
- New lug design requires 20% less rider input on turns and 25% less throttle to hold on side hills
- 2.8" alternating single-angled lugs push performance in all-season riding conditions.



Model	Width	Length	Lug Ht.	Weight	Window	Clip	PLY	# Studs	Pitch	Features
010-9337	15	153	2.800	43	PACE 2	113/107	1-PLY		3.00"	Center hole
010-9341	15	154	2.800	42	PACE 2	116/117	1-PLY		3.50"	Center hole
010-9336	15	156	2.800	44	PACE 2	113/107	1-PLY		3.00"	Center hole
010-9335	15	162	2.800	46	PACE 2	113/107	1-PLY		3.00"	Center hole
010-9340	15	165	2.800	45	PACE 2	116/117	1-PLY		3.50"	Center hole
010-9334	15	174	2.800	49	PACE 2	113/107	1-PLY		3.00"	Center hole
010-9360	15	175	2.800	50	PACE 2	116/117	1-PLY		3.50"	Center hole



CHALLENGER 250LX

Challenge The Summits

Based on the classic Challenger model with an adapted 16" width and a 3.5" pitch. Get a great combination of agility and traction for deep snow riding that seems effortless thanks to a redesigned 2.5" lug that lightens the track.



Model	Length	Width	Lug Ht.	Weight	Pitch	Clip Config.
010-9430	154	16	2.5	49.7	3.5"	Every 2nd / Open Windows
010-9432	154	16	3	49.2	3.5"	Every 2nd / Open Windows
010-9431	165	16	2.5	52.5	3.5"	Every 2nd / Open Windows
010-9433	165	16	3	54.2	3.5"	Every 2nd / Open Windows

TERMS & INDEX
NEW
HELMETS
HELMET ACCESSORIES
APPAREL
ACCESSORIES
TRACKS & SUSPENSION
STEERING
TRANS MISSION
PLOW & WINCH
WIND SHIELDS
BRAKES & CARB.
ENGINE PARTS
ELECTRICAL
TRAILER
CHEMICALS
TECH & TOOLS
P.O.P



DEEP SNOW AND EXTREME RIDERS

Deep snow mountain riders head up where few dare to go, and thrive on exploring the high country's open fields and boondocking through virgin forests. **Deep snow extreme riders** push themselves and their sleds to the limit on bottomless powder and the steepest chutes.

CHALLENGER X3

Move through mountains

Our tallest lugs on the market. With 3" lugs, this deep snow technical track provides an efficient and light ride for mountain riders craving performance in extreme powder and while boondocking through trees.

- Single-ply construction, 3" drive pitch and advanced molding technology
- Lug geometry and support columns allow lug cup and flex action for unmatched flotation




Model	Width	Length	Lug Ht.	Weight	Window	Clip	PLY	# Studs	Pitch	Features
010-9220	15	162	3.000	58.5	full	113/107	1-PLY		3.00"	Center hole
010-9309	15	156	3.000	57	full		1-PLY		3.00"	

CHALLENGER X3.2

Built on the performance of the Challenger X3, the X3.2 features the tallest lugs on the market. With notched lug tips for improved performance, it's one of the most versatile mountain tracks on the market.

- Saw-tooth lug design for improved traction and control on packed snow
- 3" drive pitch and advanced molding technology
- Lug geometry and support columns allow lug cup and flex action for unmatched flotation




Model	Width	Length	Lug Ht.	Weight	Window	Clip	PLY	# Studs	Pitch	Features
010-9321	15	153	3.200	50	PACE 2	106/107	1-PLY		3.00"	Center hole
010-9319	15	162	3.200	53	PACE 2	106/107	1-PLY		3.00"	Center hole
010-9311	15	174	3.200	57	PACE 2	106/107	1-PLY		3.00"	Center hole

CHALLENGER

A standard for deep lug tracks. Deep snow riding has never been so versatile and reliable. Delivers outstanding all-around performance in a wide range of mountain-riding conditions.

- 2" and 2.313" lugs heights for traction in deep snow
- Saw-tooth design provides versatility with grip and control on hard snow
- 15" and 16" track width available



Model	Width	Length	Lug Ht.	Weight	Window	Clip	PLY	# Studs	Pitch	Features
010-9797	15	136	2.000	50	full	106/107	1-PLY		2.52"	
010-9875	15	144	2.000	51	full	106/107	1-PLY		2.52"	
010-9876	15	151	2.000	54	full	106/107	1-PLY		2.52"	
010-9884	15	159	2.000	57	full	106/107	1-PLY		2.52"	
010-9186	16	137	2.000	51	full	106/107	1-PLY		2.86"	
010-9204	16	137	2.313	46	full	106/107	1-PLY		2.86"	
010-9187	16	146	2.000	49	full	106/107	1-PLY		2.86"	
010-9064	16	146	2.313	49	full	106/107	1-PLY		2.86"	
010-9188	16	154	2.000	57	full	106/107	1-PLY		2.86"	
010-9065	16	154	2.313	53	full	106/107	1-PLY		2.86"	



DEEP SNOW AND EXTREME RIDERS

Deep snow mountain riders head up where few dare to go, and thrive on exploring the high country's open fields and boondocking through virgin forests. Deep snow extreme riders push themselves and their sleds to the limit or bottomless powder and the steepest chutes.

PEAK 2.5

Performs across a wide variety of snow conditions with 2.5" angular lugs. Funnels snow under your snowmobile for extra traction and outstanding flotation.

- Angular lugs bite big and funnel snow under snowmobile for outstanding flotation
- Available with soft lugs for powder snow and hard lugs for heavy/wet snow
- Outer lug bars deliver better lateral control for improved handling



Model	Width	Length	Lug Ht.	Weight	Window	Clip	PLY	# Studs	Pitch	Features
Hard Lugs for Heavy and Wet Snow Types										
010-9182	15	146	2.500	53	full	106/107	1-PLY		2.86"	Center window for Pol RMK
010-9179	16	146	2.500	56	full	106/107	1-PLY		2.86"	
Softer Lugs at the Tip and Stiff Base for Powder Snow Types										
010-9230	15	154	2.500	56	full	106/107	1-PLY		2.86"	Multi-Duro outside compound / center hole
010-9232	16	154	2.500	60	full	106/107	1-PLY		2.86"	Multi-Duro outside compound

EPIC 280
ADVENTURE EXTREME POWDER

The Camso Epic 280 sets a new standard in deep snow mountain riding with its unique deep cup-shaped lug design. Its balanced 6-pitch lug sequence provides more track speed in deep powder and excellent flotation on the most challenging conditions. Turn your mountain adventure into an Epic ride.



Model	Width	Length	Lug Ht.	Weight	Window	Clip	PLY	# Studs	Pitch	Features
010-9409	15	153	2.800	43	PACE 2	113/107	1-PLY		3.00"	Center hole
010-9408	15	156	2.800	44	PACE 2	113/107	1-PLY		3.00"	Center hole
010-9407	15	162	2.800	46	PACE 2	113/107	1-PLY		3.00"	Center hole



CHALLENGER EXTREME
SAW-TOOTH LUG DESIGN FOR VERSATILITY IN ALL SNOW TYPES

Stems from the same design as the classic Challenger but adds even higher saw-tooth lugs that, while versatile, make boondocking bottomless powder and climbing the steepest chutes seem easy.

- Rigid proven design for all-around performance and durability
- Saw-tooth lug design feature for grip on trail and wind-blown snow
- Available in a full range of lengths up to 174" to fit all popular snowmobiles




Model	Width	Length	Lug Ht.	Weight	Window	Clip	PLY	# Studs	Pitch	Features
010-9145	15	146	2.500	52	full	106/107	1-PLY		2.86"	Center window for Pol Assault MY09/10
010-9104	15	154	2.500	55	full	106/107	1-PLY		2.86"	Center window for Pol RMK
010-9105	15	163	2.500	57	full	106/107	1-PLY		2.86"	Center window for Pol RMK
010-9035	15	174	2.500	63	full	106/107	2-PLY		3.00"	
010-9144	16	146	2.500	56	full	106/107	1-PLY		2.86"	
010-9102	16	154	2.500	59	full	106/107	1-PLY		2.86"	
010-9036	16	174	2.500	67	full	106/107	2-PLY		3.00"	
010-9115	16	174	3.000	75	full	106/107	2-PLY		3.00"	
010-9447	15.75	154	3"	52	full				3.5	
010-9448	15.75	165	3"	59	full				3.5	

CHALLENGER EXTREME
FULL CUPPED LUG DESIGN FOR POWDERSNOW TYPES

Stems from the same design as the classic Challenger but full-cupped lugs that are especially efficient in powder snow and make boondocking in bottomless powder seem easy.

- Full-cupped and deep V lug design for soft powder snow flotation and traction
- 3-inch drive pitch available



Model	Width	Length	Lug Ht.	Weight	Window	Clip	PLY	# Studs	Pitch	Features
010-9329	15	141	2.500	47	full	113/107	1-PLY		3.00"	Original Challenger w/ lug support column
010-9174	15	153	2.500	51	full	113/107	1-PLY		3.00"	Original Challenger w/ lug support column
010-9175	15	162	2.500	55	full	113/107	1-PLY		3.00"	Original Challenger w/ lug support column
010-9176	16	162	2.500	57	full	113/107	1-PLY		3.00"	Original Challenger w/ lug support column




You're working in the snow. You have a job to do in demanding and unpredictable conditions.

COBRA SWT

The same durable, high-performance design as the Cobra WT, with even wider track for 24" wide applications. For utility users with wide sleds who seek quality.

- Extra tall 1.5" and 1.75" lugs provide optimal traction (1.8" lugs for Cobra WT)
- Cupped lug design ideal in soft, loose snow and for off-trail backcountry exploration
- Lightweight for greater efficiency and improved fuel economy



Model	Width	Length	Lug Ht.	Weight	Window	Clip	PLY	# Studs	Pitch	Features
010-9261	24	156	1.500	79	full	106/107	1-PLY		2.52"	
010-9260	24	156	1.750	82	full	106/107	1-PLY		2.52"	
010-9422	24	154	1.500	80	full		1-PLY		2.86"	

COBRA WIDE TRACK

Wide-track design for performance with traction to spare in deep, soft or loose snow. Ideal for utility snowmobiles used off-trail with high-performance belting to handle heavier loads without track stretching.



Model	Width	Length	Lug Ht.	Weight	Window	Clip	PLY	# Studs	Pitch	Features
010-9196	20	154	1.500	62	full	106/107	1-PLY		2.86"	6-rows internal driving lug
010-9322	20	154	1.500	62	full	106/107	1-PLY		2.86"	4-rows internal driving lug
010-9195	20	154	1.800	65	full	106/107	1-PLY		2.86"	6-rows internal driving lug

ICE WIDE TRACK

Utility sleds need unbeatable flotation and superb reliability to handle the toughest jobs. Featuring extra lateral stability and traction, this track is the only model in the category with a factory pre-studded design for utility snowmobiles using a 20" wide track.

- Finger lug design for superior traction on hard-pack snow
- 1.25" lug height



Model	Width	Length	Lug Ht.	Weight	Window	Clip	PLY	# Studs	Pitch	Features
010-9008	20	156	1.250	72	full	110/111	2-PLY	341	2.52"	Factory pre-studded

RIPSAW FULL

A modified version of the tried-and-tested RipSaw design. Ideal for utility use, it features full lug design and its 1.25" lug height is a popular upgrade for utility vehicles fitted with 1" lug tracks.

- 1.25" and 1.375" lug heights
- Full block lugs provide traction in soft, loose snow
- Angled lugs for aggressive forward and lateral bite on hard-packed snow



Model	Width	Length	Lug Ht.	Weight	Window	Clip	PLY	# Studs	Pitch	Features
010-9089	20	154	1.375	65	full	106/107	1-PLY		2.86"	
010-9002	20	156	1.250	68	full	110/111	2-PLY		2.52"	
010-9151	20	156	1.250	68	full	110/111	2-PLY		2.52"	8-rows internal drive lugs (Yam Viking)

TERMS & INDEX
NEW
HELMETS
HELMET ACCESSORIES
APPAREL
ACCESSORIES
TRACKS & SUSPENSION
STEERING
TRANS MISSION
PLOW & WINCH
WIND SHIELDS
BRAKES & CARB.
ENGINE PARTS
ELECTRICAL
TRAILER
CHEMICALS
TECH & TOOLS
P.O.P

CAMSO TRACKS: UTILITY

CODE = D

KEYWORD = 20



You're working in the snow. You have a job to do in demanding and unpredictable conditions.

EXPLORE

Full-block, extra traction profile for utility sleds.



Model	Width	Length	Lug Ht.	Weight	Window	Clip	PLY	# Studs	Pitch	Features
010-9806	15	156	1.000	49	full	106/107	2-PLY		2.52"	



EXPLORE 725

External drive for reliable replacement on utility specific snowmobiles.

Model	Width	Length	Lug Ht.	Weight	Window	Clip	PLY	# Studs	Pitch	Features
010-9011	15	139	0.725	45	full	27	1-PLY		1.97"	

CAMSO TRACKS: RACING

RIDING TO WIN

The speed you need to compete with the best

If you're an **asphalt, ice and grass drag, snocross, ice oval or snow and hill drag racer**, you need tracks that are optimized for racing on competitive courses. When the crowd roars, you know that adrenaline isn't enough to get you across the finish line first.

HACKSAW

HI-PERFORMANCE SPEED-RATED TRACK

Put the power you have on the snow, not out under the snow flap. Don't void your warranty coverage with engine modifications when a track upgrade will make better use of the power you already have and retain no matter what it's age, give your performance sled more go on the snow with a Camso high performance speed track. There's nothing like squeezing the trigger on your sled and getting high performance response. The pull is instant and gratifying and it comes from getting the power to the snow. Acceleration, stability, and reliability exactly what Camso tracks are designed to do.

- Crescent lug design with recessed tips and cutting edge for good forward and lateral bite.
- Rigid lugs offer excellent durability and longevity for miles and miles of use.
- Narrow lug base means less rolling resistance for maximum top speed.
- 1" lug weight for low rolling resistance that improves fuel economy.



Model	Width	Length	Lug Ht.	Weight	Window	Clip	PLY	# Studs	Pitch	Features
010-9359	14	144	1.000	38	full	113/107	2-PLY		2.52"	



RIDING TO WIN


The speed you need to compete with the best

If you're an asphalt, ice and grass drag, snocross, ice oval or snow and hill drag racer, you need tracks that are optimized for racing on competitive courses. When the crowd roars, you know that adrenaline isn't enough to get you across the finish line first.

SNO-X

High-performance designs, custom-tailored for snocross competition and tested and proven by professional race teams. Firm lugs and specialty rubber compounds provide the best holeshots, keeping you ahead of the pack.

- 1.75" lugs, the choice of professional racers
- Calculated lug stiffness for best holeshoot
- ISR approved for use in mod class



Model	Width	Length	Lug Ht.	Weight	Window	Clip	PLY	# Studs	Pitch	Features
010-9382	10	93	0.500	16	full	106	2-PLY		2.59"	YAM SnoScoot / AC ZR200
010-9293	15	120	1.750	38	full	106/107	2-PLY		2.86"	
010-9067	15	121	1.750	40.5	full	106/107	2-PLY		2.52"	Hard rubber compound outside
010-9294	15	129	1.750	42	full	106/107	2-PLY		2.86"	
010-9332	15	137	1.750	46	full	106/107	2-PLY		2.86"	
010-9206	15	144	1.750	46	full	106/107	2-PLY		2.52"	Snow Drag / Hill Climb - hard rubber
010-9333	15	146	1.750	49	full	106/107	2-PLY		2.86"	

GRASS/ICE DRAG DESIGN

Designed specifically for the intense acceleration of drag racing, where the first seconds of the race make the difference between winning and losing.

- Low-resistance 0.525" lugs require less fuel for optimal straight-line acceleration
- 13.5" width available for lightweight and maximum top speed
- Multiple lengths for a wide variety of race chassis




Model	Width	Length	Lug Ht.	Weight	Window	Clip	PLY	# Studs	Pitch	Features
010-9929	13.5	136	0.525	29	n/a	n/a	2-PLY		2.52"	
010-9976	13.5	144	0.525	31	n/a	n/a	2-PLY		2.52"	
010-9811	15	121	0.525	33	full	107	2-PLY		2.52"	
010-9902	13.5	128"	0.525	33 lbs	full	107			2.52"	

ASPHALT DRAG

Made for asphalt drag competitions

Engineered and built for the unique performance requirements of asphalt drag competitions, where traction and super-fast acceleration are the name of the game.

- Lightweight 10.625" width for maximum top speed
- Soft outer rubber provides traction on paved surfaces
- Multiple lengths for a wide variety of race chassis



Model	Width	Length	Lug Ht.	Weight	Window	Clip	PLY	# Studs	Pitch	Features
010-9895	10.625	121	0.625	33	n/a	n/a	2-PLY		2.52"	
010-9896	10.625	128	0.625	35	n/a	n/a	2-PLY		2.52"	
010-9897	10.625	136	0.625	37	n/a	n/a	2-PLY		2.52"	


CAMSO TRACKS: TRADITIONAL TOURING



CODE = D

KEYWORD = 20


Experience that long haul winter ride with confidence. Camso Touring Tracks have been offering return tickets to touring sledders for many years. The classic designs, good reliability, coupled with good handling, all combine to make your destination riding a fun experience. For higher performance, fuel economy, safety and excellent stability, check out the ultimate riding experience with the Camso hi-performance profiles.



ENERGY

Economical and low weight track.


Model	Width	Length	Lug Ht.	Weight	Window	Clip	PLY	# Studs	Pitch	Features
010-9794	15	136	1.000	36	P2S1	106	2-PLY		2.52"	



DURASPORT 530

External drive for a reliable replacement on older sleds.

Model	Width	Length	Lug Ht.	Weight	Window	Clip	PLY	# Studs	Pitch	Features
010-9755	15	114	0.530	30	full	31	2-PLY		1.97"	External drive



DURASPORT 725

Shorter length, durable full-block profile design.

Model	Width	Length	Lug Ht.	Weight	Window	Clip	PLY	# Studs	Pitch	Features
010-9796	15	116	0.725	37	full	106/107	2-PLY		2.52"	
010-9791	15	121	0.725	36	full	106/107	2-PLY		2.52"	
010-9783	15	136	0.725	41	full	106/107	2-PLY		2.52"	

- TERMS & INDEX
- NEW
- HELMETS
- HELMET ACCESSORIES
- APPAREL
- ACCESSORIES
- TRACKS & SUSPENSION
- STEERING
- TRANS MISSION
- PLOW & WINCH
- WIND SHIELDS
- BRAKES & CARB.
- ENGINE PARTS
- ELECTRICAL
- TRAILER
- CHEMICALS
- TECH & TOOLS
- P.O.P

TRACK CLIP/CAMSO FITMENT CHART

Track No.	Clip No.
010-9067	080-1510/080-2020
010-9206	080-1510/080-2020
010-9811	080-2020
010-9895	N/A
010-9896	N/A
010-9897	N/A
010-9929	N/A
010-9976	N/A
010-9035	080-1510/080-2020
010-9036	080-1510/080-2020
010-9064	080-1510/080-2020
010-9065	080-1510/080-2020
010-9102	080-1510/080-2020
010-9104	080-1510/080-2020
010-9105	080-1510/080-2020
010-9115	080-1510/080-2020
010-9144	080-1510/080-2020
010-9145	080-1510/080-2020
010-9174	080-2020
010-9175	080-2020
010-9176	080-2020
010-9179	080-1510/080-2020
010-9108	080-1510/080-2020
010-9182	080-1510/080-2020
010-9186	080-1510/080-2020

Track No.	Clip No.
010-9187	080-1510/080-2020
010-9188	080-1510/080-2020
010-9204	080-1510/080-2020
010-9797	080-1510/080-2020
010-9875	080-1510/080-2020
010-9876	080-1510/080-2020
010-9001	080-1510
010-9006	080-1510/080-2020
010-9007	080-1510/080-2020
010-9010	080-1510/080-2020
010-9040	080-2020
010-9043H	080-1510/080-2020
010-9052	080-1510/080-2020
010-9061	080-1510/080-2020
010-9077	080-1510/080-2020
010-9107	080-1510/080-2020
010-9110	080-2020
010-9148	080-1510/080-2020
010-9149	080-1510/080-2020
010-9164	080-1510/080-2020
010-9190	080-1510/080-2020
010-9191	080-1510/080-2020
010-9200	080-1510/080-2020
010-9201	080-2020
010-9202	080-1510/080-2020
010-9203	080-1510/080-2020

Track No.	Clip No.
010-9837	080-1510/080-2020
010-9969	080-1510/080-2020
010-9003	080-1510/080-2020
010-9004	080-1510/080-2020
010-9033	080-1510/080-2020
010-9070	080-1510/080-2020
010-9108	080-2020
010-9112	080-1510/080-2020
010-9140	080-1510/080-2020
010-9141	080-2020
010-9142	080-1510/080-2020
010-9143	080-1510/080-2020
010-9930	080-1510/080-2020
010-9933	080-1510/080-2020
010-9755	080-1030
010-9791	080-1510/080-2020
010-9794	080-1510
010-9796	080-1510/080-2020
010-9002	080-2542/
010-9008	080-2542/
010-9011	080-2520
010-9089	080-1510/080-2020
010-9151	080-2542/
010-9195	080-1510/080-2020
010-9196	080-1510/080-2020
010-9806	080-1510/080-2020

TOOLS

TRACK TENSION TOOL

Optimize performance and prolong the life of your track with regular use of this handy tool. Set the weight and measure the tension of your track. Follow recommendations in your snowmobile owner's manual.



Description	Part No.	Code	Keyword
Track Tension Tool	TRAK-TOOL	C	17



TRACK CLIP TOOL

- Patent-pending tools manufactured in the USA by KB Tooling
- Effortlessly changes out track clips on lugs up to 2" tall

Description	Part No.	Code	Keyword
Track Clip Tool	TCT-TOOL	C	17



TRACK CLIP TOOL ACCESSORY

- Patent-pending tools manufactured in the USA by KB Tooling
- for 3" lugs and must be used with the Track Clip Tool (**Sold Separate**)

Description	Part No.	Code	Keyword
Track Clip Tool Accessory	TCT-30AC	C	17



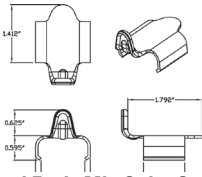
NARROW TRACK CLIP TOOL

Part No.	Code	Keyword
080-3202	B	17




REPLACEMENT TRACK CLIPS See Pages 242-245 for Application

.625" GUIDE CLIP



Priced Each. Min Order Quantity 50

Part No.	Min Qty	Code	Keyword
080-1510	50	C	16



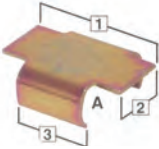
Part No.	Code	Keyword
080-2020-1	B	16

"L" CLIP, WIDE



Priced Each. Min Order Quantity 50

Part No.	Min Qty	Code	Keyword
080-2510	50	B	16



TRACK CLIP SPECS

Part No.	Size (mm)		
	[1]	[2]	[3]
080-2510	38.15	28.7	38.15
080-2020-1	46.7	19	25.7
080-1510	25.5	19	36

Model	Year	OEM No.	Part No.
Arctic Cat™			
4-STROKE TOURING	2002	0602-541, 2602-037, 2602-384	080-2020-1
BEARCAT (ALL) 340/440/550/570	1995-10	0602-541, 2602-037, 2602-384	080-2020-1
BEARCAT Z1 XT	2009-14	0602-541, 2602-037, 2602-384	080-2020-1
COUGAR/DLX/MTN. CAT/2-UP	1994-98	0602-541, 2602-037, 2602-384	080-2020-1
CROSSFIRE 500/600/800/1000 EFI	2007-08	0602-541, 2602-037, 2602-384	080-2020-1
CROSSFIRE 600/700 EFI/SNO PRO	2006	0602-541, 2602-037, 2602-384	080-2020-1
EXT POWDER SPEC	1996	0602-541, 2602-037, 2602-384	080-2020-1
EXT580	1995-96	0602-541, 2602-037, 2602-384	080-2020-1
EXT580 EFI/DLX/MTN. CAT	1994-98	0602-541, 2602-037, 2602-384	080-2020-1
EXT600 TRPL/TOURING	1997-98	0602-541, 2602-037, 2602-384	080-2020-1
F1100 LXR/SNO PRO/LTD/TURBO	2013	0602-541, 2602-037, 2602-384	080-2020-1
F570	2008-14	0602-541, 2602-037, 2602-384	080-2020-1
F570 TOURING	2010	0602-541, 2602-037, 2602-384	080-2020-1
F800 LXR/SNO PRO/LTD	2013	0602-541, 2602-037, 2602-384	080-2020-1
JAG (ALL) 340/440/Z	1992-99	0602-541, 2602-037, 2602-384	080-2020-1
JAGUAR Z1	2007	0602-541, 2602-037, 2602-384	080-2020-1
M1000	2007	0602-541, 2602-037, 2602-384	080-2020-1
M6 EFI	2006-07	0602-541, 2602-037, 2602-384	080-2020-1
M7 EFI/LE	2006	0602-541, 2602-037, 2602-384	080-2020-1
M8 EFI	2007	0602-541, 2602-037, 2602-384	080-2020-1
MTN. CAT 500/EFI/570/600EFI/LE/VEV/800/LE/EFI/LE/900/1M/ 1000	2001-04	0602-541, 2602-037, 2602-384	080-2020-1
PANTERA 550/580 EFI/600 EFI/800/EFI/1000	1993-02	0602-541, 2602-037, 2602-384	080-2020-1
PANTERA 800/EFI	2003	0602-541, 2602-037, 2602-384	080-2020-1
PANTHER 340/370/440/DLX/550/570 ESR/R	1994-02	0602-541, 2602-037, 2602-384	080-2020-1
POWDER EXTREME	1997-98	0602-541, 2602-037, 2602-384	080-2020-1
POWDER SPEC. (ALL) 500/600/700	1998-00	0602-541, 2602-037, 2602-384	080-2020-1
PROWLER/2-UP	1994-95	0602-541, 2602-037, 2602-384	080-2020-1

Model	Year	OEM No.	Part No.
Arctic Cat™			
PUMA/DLX/2-UP	1994-97	0602-541, 2602-037, 2602-384	080-2020-1
SNO PRO 500	2013-14	0602-541, 2602-037, 2602-384	080-2020-1
SNO PRO 600	2011-12	0602-541, 2602-037, 2602-384	080-2020-1
SNO PRO CROSS COUNTRY 600	2012	0602-541, 2602-037, 2602-384	080-2020-1
T660 TURBO	2005	0602-541, 2602-037, 2602-384	080-2020-1
T660 TURBO ST	2005-06	0602-541, 2602-037, 2602-384	080-2020-1
T660 TURBO TOURING	2004	0602-541, 2602-037, 2602-384	080-2020-1
T660 TURBO TRAIL	2006-07	0602-541, 2602-037, 2602-384	080-2020-1
THUNDERCAT/MTN. CAT	1993-97, 00	0602-541, 2602-037, 2602-384	080-2020-1
TRIPLE TOURING 600	1999-01	0602-541, 2602-037, 2602-384	080-2020-1
WILDCAT/EFI (ALL)	1994-96	0602-541, 2602-037, 2602-384	080-2020-1
Z370/440/ES/ESR	1995-01, 03	0602-541, 2602-037, 2602-384	080-2020-1
ZL (ALL) 440/500/550/580/600/700	1997-02	0602-541, 2602-037, 2602-384	080-2020-1
ZR440	1994, 97	0602-541, 2602-037, 2602-384	080-2020-1
ZR500/EFI/600/EFI/700/LE-R	2000	0602-541, 2602-037, 2602-384	080-2020-1
ZR580/580EFI/700	1994-96	0602-541, 2602-037, 2602-384	080-2020-1
ZR900 SNO PRO/EFI SNO PRO	2004-06	0602-541, 2602-037, 2602-384	080-2020-1
ZRT600/800	1995-96	0602-541, 2602-037, 2602-384	080-2020-1
Camso™			
9788M, 9841M, 9842M, 9787M, 9791T, 9797M, 9808M, 9811R, 9837H, 9843H, 9862R, 9866M, 9871M, 9872M, 9875M, 9876M, 9884M, 9885M, 9889M, 9890M, 9891M, 9899M, 9902R, 9906R, 9910R, 9919M, 9920M, 9926R, 9930C, 9933C, 9936M, 9937R, 9939M, 9940M, 9941M, 9942M, 9943M, 9944M, 951M, 9952M, 9965M, 9968H, 9969H, 9974M, 9975M		5241473	080-2020-1

REPLACEMENT TRACK CLIPS

See Page 242 for Images, Code and Keyword



Model	Year	OEM No.	Part No.
Camsco™			
9753T, 9783T, 9791T, 9796T, 9863T, 9781T, 9787M, 9788M, 9792T, 9793T, 9794T, 9797M, 9800C, 9803C, 9806U, 9808M, 9818H, 9819H, 9828H, 9831H, 9833H, 9834H, 9838H, 9841M, 9842M, 9852M, 9854H, 9855H, 9856H, 9858H, 9859H, 9863T, 9866M, 9867M, 9868M, 9869M, 9871M, 9872M, 9873C, 9874C, 9875M, 9876M, 9877H, 9878H, 9879H, 9882M, 9883M, 9884M, 9885M, 9886M, 9887M, 9888M, 9889M, 9890M, 9891M, 9900R, 9901R, 9914R, 9915R, 9930C		0602-488	080-1510
Kawasaki™			
ASTRO	1977	5220015	080-2510
INTRIGUER	1978	5220015	080-2510
INVITER	1978	5220015	080-2510
SST	1977	5220015	080-2510
John-Deere™			
LIQUIFIRE	1978, 80-84	5220015	080-2510
Polaris™			
*ALL MODELS INDY	1983	5220015	080-2510
*ALL MODELS INDY	1985-00	5220015	080-2510
700 CFI DRAGON	2007	5222839, 5251273	080-2020-1
CENTURION	1979-82	5220015	080-2510
CUTLASS	1981-82	5220015	080-2510
GALAXY	1980-81	5220015	080-2510
GEMINI	1983	5220015	080-2510
INDY 340 DLX	1999-02	5222839, 5251273	080-2020-1
INDY 440	1993, 97-98	5222839, 5251273	080-2020-1
INDY 440 SKS	1993-95	5222839, 5251273	080-2020-1
INDY 440 XC	1997	5222839, 5251273	080-2020-1
INDY 440 XCR/SP	1995-98	5222839, 5251273	080-2020-1
INDY 500 CLASSIC	1995-96, 99-01	5222839, 5251273	080-2020-1
INDY 500 CLASSICTOURING	1993-94	5222839, 5251273	080-2020-1
INDY 500 EFI SKS	1993-96	5222839, 5251273	080-2020-1
INDY 500 EGDE CLASSIC	2003	5222839, 5251273	080-2020-1
INDY 500 RMK	1999	5222839, 5251273	080-2020-1
INDY 500 XC	1999	5222839, 5251273	080-2020-1
INDY 500 XC/SP	1999-00	5222839, 5251273	080-2020-1
INDY 500/EFI	1995-96, 98-00	5222839, 5251273	080-2020-1
INDY 600 TRIUMPH	2000	5222839, 5251273	080-2020-1
INDY 600 XC/DLX/SP	1997-00	5222839, 5251273	080-2020-1
INDY 600 XCR/SE/SP	1995-98, 14-15	5222839, 5251273	080-2020-1
INDY 700 RMK	1997	5222839, 5251273	080-2020-1
INDY 700 SKS	1997-02	5222839, 5251273	080-2020-1
INDY 700 XC/DLX/SP	1997-00	5222839, 5251273	080-2020-1
INDY 700 XCR	1998-99	5222839, 5251273	080-2020-1
INDY 700/800/XC/SP EGDE	2003	5222839, 5251273	080-2020-1

Model	Year	OEM No.	Part No.
Polaris™			
INDY 800 XCR	1999-03	5222839, 5251273	080-2020-1
INDY LITE GT	1994-97	5222839, 5251273	080-2020-1
INDY LITE/DLX	1994-98	5222839, 5251273	080-2020-1
INDY RXL/TOURING	1994-96	5222839, 5251273	080-2020-1
INDY SPORT	1993, 99	5222839, 5251273	080-2020-1
INDY SPORT SKS	1994	5222839, 5251273	080-2020-1
INDY SPORT TOURING/ES	2000-03	5222839, 5251273	080-2020-1
INDY STARLITE	1994-95	5222839, 5251273	080-2020-1
INDY STORM/RMK/SE/SKS	1993-98	5222839, 5251273	080-2020-1
INDY SUPER SPORT	1996-00, 03	5222839, 5251273	080-2020-1
INDY TRAIL	1997-99	5222839, 5251273	080-2020-1
INDY TRAIL DLX	1993-96	5222839, 5251273	080-2020-1
INDY TRAN SPORT	1996-99	5222839, 5251273	080-2020-1
INDY TX-C, TX-L	1977-82	5220015	080-2510
INDY ULTRA RMK/SP/SPX/SKS	1996-97	5222839, 5251273	080-2020-1
INDY WIDETRAK GT	1994-97	5222839, 5251273	080-2020-1
INDY WIDETRAK LX	1996-02	5222839, 5251273	080-2020-1
INDY XCF	1997-98	5222839, 5251273	080-2020-1
INDY XLT	1994, 96-97	5222839, 5251273	080-2020-1
INDY XLT RMK/SKS/ TOURING	1994-96	5222839, 5251273	080-2020-1
INDY XLTLTD	1998	5222839, 5251273	080-2020-1
INDY XLTSP	1993-99	5222839, 5251273	080-2020-1
LONG TRACK	1983	5220015	080-2510
SPORT	1983	5220015	080-2510
SPRINT	1986-95	5220015	080-2510
SS	1983, 85-86	5220015	080-2510
STAR	1983	5220015	080-2510
STAR TRAK	1987	5220015	080-2510
Ski-Doo™			
FORMULA 500/DLX/583/DLX	1997-98	415-1295-29, 500-0033-00, 504-1518-28, 504-1518-39, 504-1526-51, 504-1526-52	080-2020-1
FORMULA DLX 380/500	1999	415-1295-29, 500-0033-00, 504-1518-28, 504-1518-39, 504-1526-51, 504-1526-52	080-2020-1
FORMULA III (ALL)	1996-97	415-1295-29, 500-0033-00, 504-1518-28, 504-1518-39, 504-1526-51, 504-1526-52	080-2020-1

TERMS & INDEX
NEW
HELMETS
HELMET ACCESSORIES
APPAREL
ACCESSORIES
TRACKS & SUSPENSION
STEERING
TRANS MISSION
PLOW & WINCH
WIND SHIELDS
BRAKES & CARB.
ENGINE PARTS
ELECTRICAL
TRAILER
CHEMICALS
TECH & TOOLS
P.O.P

REPLACEMENT TRACK CLIPS

See Page 242 for Images, Code and Keyword



Model	Year	OEM No.	Part No.
Ski-Doo™			
FORMULA MX/Z (ALL)	1993	415-1295-29, 500-0033-00 504-1518-28, 504-1518-39 504-1526-51, 504-1526-52	080-2020-1
FORMULA PLUS (ALL)	1993	415-1295-29, 500-0033-00 504-1518-28, 504-1518-39 504-1526-51, 504-1526-52	080-2020-1
FORMULA S/SE	1996-98	415-1295-29, 500-0033-00 504-1518-28, 504-1518-39 504-1526-51, 504-1526-52	080-2020-1
FORMULA SL/SLS	1996-97	415-1295-29, 500-0033-00 504-1518-28, 504-1518-39 504-1526-51, 504-1526-52	080-2020-1
FORMULA SS	1995-96	415-1295-29, 500-0033-00 504-1518-28, 504-1518-39 504-1526-51, 504-1526-52	080-2020-1
FORMULA ST/STX/LT	1994-96	415-1295-29, 500-0033-00 504-1518-28, 504-1518-39 504-1526-51, 504-1526-52	080-2020-1
FORMULA Z	1994-96	415-1295-29, 500-0033-00 504-1518-28, 504-1518-39 504-1526-51, 504-1526-52	080-2020-1
GRAND TOURING 500/583	1997-98	415-1295-29, 500-0033-00 504-1518-28, 504-1518-39 504-1526-51, 504-1526-52	080-2020-1
GRAND TOURING SE	1997	415-1295-29, 500-0033-00 504-1518-28, 504-1518-39 504-1526-51, 504-1526-52	080-2020-1
GRAND TOURING/XTX/SE	1994	415-1295-29, 500-0033-00 504-1518-28, 504-1518-39 504-1526-51, 504-1526-52	080-2020-1
GSX 500 SS	2005-09	415-1295-29, 500-0033-00 504-1518-28, 504-1518-39 504-1526-51, 504-1526-52	080-2020-1

Model	Year	OEM No.	Part No.
Ski-Doo™			
GSX 600 HO/HO SDI/SPORT LTD	2005-11	415-1295-29, 500-0033-00 504-1518-28, 504-1518-39 504-1526-51, 504-1526-52	080-2020-1
GSX 800 HO/LTD	2005-07	415-1295-29, 500-0033-00 504-1518-28, 504-1518-39 504-1526-51, 504-1526-52	080-2020-1
GTX 500 SS	2005-09	415-1295-29, 500-0033-00 504-1518-28, 504-1518-39 504-1526-51, 504-1526-52	080-2020-1
GTX 600 HO/HO SDI	2005-08	415-1295-29, 500-0033-00 504-1518-28, 504-1518-39 504-1526-51, 504-1526-52	080-2020-1
GTX 800 HO SPORT/HO LTD	2005-07	415-1295-29, 500-0033-00 504-1518-28, 504-1518-39 504-1526-51, 504-1526-52	080-2020-1
LEGEND V1000	2005	415-1295-29, 500-0033-00 504-1518-28, 504-1518-39 504-1526-51, 504-1526-52	080-2020-1
MACH I/Z (ALL)	1994-01	415-1295-29, 500-0033-00 504-1518-28, 504-1518-39 504-1526-51, 504-1526-52	080-2020-1
MACH Z ADRENALINE/X	2005	415-1295-29, 500-0033-00 504-1518-28, 504-1518-39 504-1526-51, 504-1526-52	080-2020-1
MX Z (ALL)	1994	415-1295-29, 500-0033-00 504-1518-28, 504-1518-39 504-1526-51, 504-1526-52	080-2020-1
MX Z 1000 SDI RENEGADE RT	2007	415-1295-29, 500-0033-00 504-1518-28, 504-1518-39 504-1526-51, 504-1526-52	080-2020-1
MX Z 1000 SDI RENEGADE X	2006	415-1295-29, 500-0033-00 504-1518-28, 504-1518-39 504-1526-51, 504-1526-52	080-2020-1

REPLACEMENT TRACK CLIPS

See Page 242 for Images, Code and Keyword



Model	Year	OEM No.	Part No.
Ski-Doo™			
MX Z 380F	2005-06	415-1295-29, 500-0033-00 504-1518-28, 504-1518-39 504-1526-51, 504-1526-52	080-2020-1
MX Z 440 LC/583	1997	415-1295-29, 500-0033-00 504-1518-28, 504-1518-39 504-1526-51, 504-1526-52	080-2020-1
MX Z 440F	1997-98, 00	415-1295-29, 500-0033-00 504-1518-28, 504-1518-39 504-1526-51, 504-1526-52	080-2020-1
MX Z 500SS TRAIL/ADRENALINE	2005-07	415-1295-29, 500-0033-00 504-1518-28, 504-1518-39 504-1526-51, 504-1526-52	080-2020-1
MX Z 550F/X/XP/SPORT	2007-09, 12-15	415-1295-29, 500-0033-00 504-1518-28, 504-1518-39 504-1526-51, 504-1526-52	080-2020-1
MX Z 550X	2005-06	415-1295-29, 500-0033-00 504-1518-28, 504-1518-39 504-1526-51, 504-1526-52	080-2020-1
MX Z 600 HO SDI RER/ADRENALINE/ RENEGADE/X	2004-11	415-1295-29, 500-0033-00 504-1518-28, 504-1518-39 504-1526-51, 504-1526-52	080-2020-1
MX Z 600 HO TRAIL	2005	415-1295-29, 500-0033-00 504-1518-28, 504-1518-39 504-1526-51, 504-1526-52	080-2020-1
MX Z 670	1996-97	415-1295-29, 500-0033-00 504-1518-28, 504-1518-39 504-1526-51, 504-1526-52	080-2020-1
MX Z 800 HO ADRENALINE/ ADRENALINE X	2005-06	415-1295-29, 500-0033-00 504-1518-28, 504-1518-39 504-1526-51, 504-1526-52	080-2020-1
MX Z 800 HO RENEGADE/X	2005-09	415-1295-29, 500-0033-00 504-1518-28, 504-1518-39 504-1526-51, 504-1526-52	080-2020-1

Model	Year	OEM No.	Part No.
Ski-Doo™			
MX ZX 440 RACING	2005	415-1295-29, 500-0033-00 504-1518-28, 504-1518-39 504-1526-51, 504-1526-52	080-2020-1
SKANDIC 380/500	1995-00	415-1295-29, 500-0033-00 504-1518-28, 504-1518-39 504-1526-51, 504-1526-52	080-2020-1
SKANDIC II RSLT	1994	415-1295-29, 500-0033-00 504-1518-28, 504-1518-39 504-1526-51, 504-1526-52	080-2020-1
SUMMIT 1000 SDI HM	2005	415-1295-29, 500-0033-00 504-1518-28, 504-1518-39 504-1526-51, 504-1526-52	080-2020-1
SUMMIT 470/500/583/670	1994-97	415-1295-29, 500-0033-00 504-1518-28, 504-1518-39 504-1526-51, 504-1526-52	080-2020-1
SUMMIT 600 HO RER/ADRENALINE/X	2004-06	415-1295-29, 500-0033-00 504-1518-28, 504-1518-39 504-1526-51, 504-1526-52	080-2020-1
SUMMIT 800 HO RER ADRENALINE/ HM/X/	2004-05	415-1295-29, 500-0033-00 504-1518-28, 504-1518-39 504-1526-51, 504-1526-52	080-2020-1
TOURING E/LT/LE/SLE	1995-96	415-1295-29, 500-0033-00 504-1518-28, 504-1518-39 504-1526-51, 504-1526-52	080-2020-1
Yamaha™			
BR 250	1982-95	8A5-47115-00	080-2510
CF 300	1986-89	8A5-47115-00	080-2510
CS 340	1989-95	8A5-47115-00	080-2510
EC 340	1979-88	8A5-47115-00	080-2510
ET 340	1977-91	8A5-47115-00	080-2510
EX 440	1977-78, 80-81	8A5-47115-00	080-2510
PZ 480	1984-90, 92-99	8A5-47115-00	080-2510
SR 540	1991	8A5-47115-00	080-2510
SRX 440	1978	8A5-47115-00	080-2510
SS 440	1980-83	8A5-47115-00	080-2510
STX 440	1977	8A5-47115-00	080-2510
VK 540	1988-91, 94-98	8A5-47115-00	080-2510
VMX	1989	8A5-47115-00	080-2510
VT 480	1992-99	8A5-47115-00	080-2510
VX 500,600	1994-99	8A5-47115-00	080-2510
XL 540	1989	8A5-47115-00	080-2510

TERMS & INDEX

NEW

HELMETS

HELMET ACCESSORIES

APPAREL

ACCESSORIES

TRACKS & SUSPENSION

STEERING

TRANS MISSION

PLOW & WINCH

WIND SHIELDS

BRAKES & CARB.

ENGINE PARTS

ELECTRICAL

TRAILER

CHEMICALS

TECH & TOOLS

P.O.P

TERMS & INDEX
NEW
HELMETS
HELMET ACCESSORIES
APPAREL
ACCESSORIES
TRACKS & SUSPENSION
STEERING
TRANS MISSION
PLOW & WINCH
WIND SHIELDS
BRAKES & CARB.
ENGINE PARTS
ELECTRICAL
TRAILER
CHEMICALS
TECH & TOOLS
P.O.P

REPLACEMENT TRACK CLIPS NOT IN APPLICATION

"L" CLIP, WIDE




Priced Each. Min Order Quantity 50

Part No.	Min Qty	Code	Keyword
080-2520	50	C	16

Model	Year
Moto-Ski™	
# 570.0031.00, 500.0028.00 and 500.0027.00 use 500.0027.00	
Futura	1976-82
Nuvik	1975-79
Sonic	1982
Ultra Sonic	1982
Ski-Doo™	
# 414.6435.00, 500.0028.00 and 570.0044.00 use 500.0027.00.	
All Models	1991-92
Alpine	1988-95
Blizzard	1982-84
Elite	1978-82
Everest	1974/77-83
Escapade	1987-88
Formula MX	1985-93
Mach I	1985-93
Nordik	1982-83
Olympique	1975-79
Safari	1984-95
Skandic	1982-87/96-96
Stratos	1987-88
Tundra LT	1985-96
TNT	1974-76

NARROW

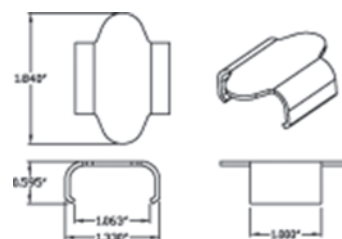


Priced Each. Min Order Quantity 50

Part No.	Min Qty	Code	Keyword
080-1030	50	C	16

Model	Year
Moto-Ski™	
# 570.0031.00	
Grand Prix Special	1979-81
Mirage	1979-83
Sonic	1977-81/84
Ski-Doo™	
# 570.0031.00	
Blizzard	1978-81
Citation	1978-84
Elan	1978
Formula	1985-89
Nordik	1981-82
RV	1977-78
Safari	1986
Skandic	1982
TNT	1973-75/77-78
Yamaha™	
GP	1975-76
GPX	1975
GS	1976
PR	1976
TL	1975

WIDE



Part No.	Min Qty	Code	Keyword
080-2020	10	C	16

Model	Year
Arctic Cat™	
All Models	1978-94
Bombardier™	
# 500.0032.00	
All Models	1983-94
Alpine	1994-96
Safari	1994-96
Skandic	1994-96
Tundra	1994-96
Arctic Cat™	
All Models	1983-96
Yamaha™	
# 89A-47113-00, 8EA-47113.0	
All Models	1994-02
BR 250	1982-93
ET 250, 340, 410	1979/84-92
EX 440, 570	1980-81/87-93
PZ 480	1985-93
SRX 440	1980-81
SV 125	1991-92
VK 540	1988-93
VMX 540	1982-92
VT 480	1991-93
XL 540	1985-88



WOODY'S SNOWMOBILE STUDS & RUNNERS IMPROVE SAFETY & PERFORMANCE

SNOWMOBILE STUDS

Our studs have dominated the industry for over 50 years. From the track to the trail, choose from a variety of styles that will satisfy your desire for safety, control, and performance.



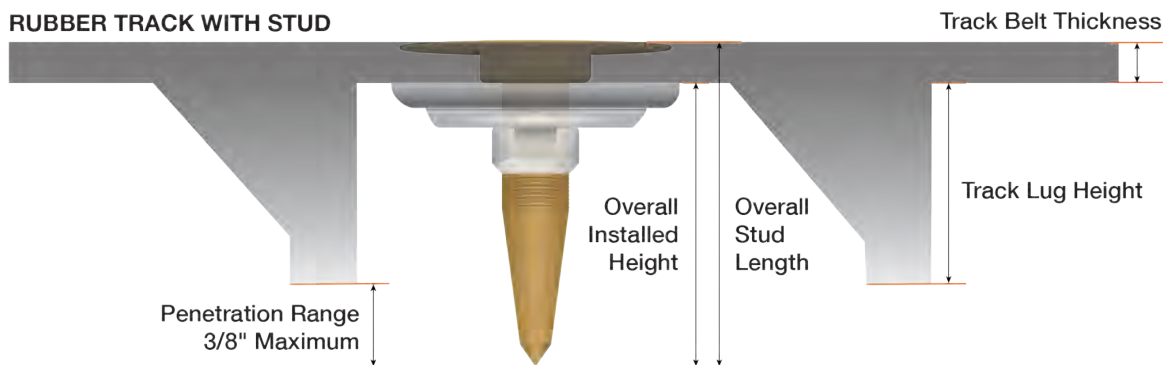
SUPPORT PLATES

Act as a fastening device for studs
Spread out the load of pressure exerted on each stud
Domed to trap the track and hold studs rigid



TRAIL SKI RUNNERS

Improving safety, handling, and control
Balancing out a studded track



WOODY'S® PENETRATION RECOMMENDATION FOR TRAIL RIDING IS 3/8 Max"

TRACK LUG HEIGHT <small>*Variable +/- 0-3%</small>	PENETRATION RANGE <small>*Variable +/- .015</small>	OVERALL L STUD LENGTH <small>5/16" Stud</small>	OVERALL INSTALLED HEIGHT <small>5/16" Stud</small>	GOLD DIGGER® TRACTION MASTER® <small>5/16" Stud</small>	MEGA-BITE® <small>5/16" Stud</small>	SIGNATURE SERIES™ <small>5/16" Stud</small>	TRIGGER™ <small>5/16" Stud</small>	CHISEL TOOTH™ <small>5/16" Stud</small>
0.525	0.345 - 0.375	1.160	1.000	GDP6-7500 <small>(7mm stud)</small>	-	-	-	-
0.750	0.345 - 0.375	1.265	1.125	GDP6-8755	-	-	-	-
0.820	0.295 - 0.325	1.265	1.125	GDP6-8755	-	-	-	-
	0.320 - 0.350	1.340	1.170	GDP6-9205	-	-	-	-
	0.400 - 0.430	1.420	1.250	GDP6-1005	-	SSP-1005	-	-
0.850	0.245 - 0.275	1.265	1.125	GDP6-8755	-	-	-	-
	0.310 - 0.340	1.340	1.170	GDP6-9205	-	-	-	-
	0.370 - 0.400	1.420	1.250	GDP6-1005	-	SSP-1005	-	-
0.880	0.215 - 0.245	1.265	1.125	GDP6-8755	-	-	-	-
	0.270 - 0.300	1.340	1.170	GDP6-9205	-	-	-	-
	0.350 - 0.380	1.420	1.250	GDP6-1005	-	SSP-1005	-	-
0.910	0.320 - 0.350	1.420	1.250	GDP6-1005	-	SSP-1005	-	-
	0.390 - 0.420	1.495	1.330	GDP6-1075	MEG-1075	SSP-1075	TRIG-1075	CAP-1075
0.920	0.310 - 0.340	1.420	1.250	GDP6-1005	-	SSP-1005	-	-
	0.380 - 0.410	1.495	1.330	GDP6-1075	MEG-1075	SSP-1075	TRIG-1075	CAP-1075
1.000	0.220 - 0.250	1.420	1.250	GDP6-1005	-	SSP-1005	-	-
	0.300 - 0.330	1.495	1.330	GDP6-1075	MEG-1075	SSP-1075	TRIG-1075	CAP-1075
1.100	0.320 - 0.350	1.600	1.425	GDP6-1175	MEG-1175	SSP-1175	-	CAP-1205
1.250	0.320 - 0.350	1.740	1.580	GDP6-1325-S	MEG-1325-S	SSP-1325-S	TRIG-1325	CAP-1325
1.352	0.345 - 0.375	1.875	1.700	GDP6-1450-S	MEG-1450-S	SSP-1450-S	TRIG-1450-S	-
1.500	0.345 - 0.375	1.980	1.825	GDP6-1575-A	MEG-1575-L	-	TRIG-1575-S	-

*Woody's recommends .375" maximum for optimum penetration. Deviating from this recommendation can result in premature track wear, tunnel damage, and/or loss of control. Rows highlighted in gray are Woody's recommendation for that lug height. Other options are based on preference.

TERMS & INDEX
NEW
HELMETS
HELMET ACCESSORIES
APPAREL
ACCESSORIES
TRACKS & SUSPENSION
STEERING
TRANS MISSION
PLOW & WINCH
WIND SHIELDS
BRAKES & CARB.
ENGINE PARTS
ELECTRICAL
TRAILER
CHEMICALS
TECH & TOOLS
P.O.P

HOOKUP RECOMMENDATIONS (Stud Quantity / Inches of Carbide)

Main table containing product specifications such as Model, Runner Series, Runners Per Ski, Dooly, Navigator Part #, Track Ply, Track Width x Length, Lug Height, Stud Series, Track Pitch, Tunnel Protection #, Safety/Trail, Advanced Trail, Max Performance, Template Part #, and Tech Tip.



GOLD DIGGER® TRACTION MASTER®

The snowmobile industry's premier push-through stud with rugged durability for trail riding and cross country. Its patented track-trapping head provides unbeatable rigidity and support.

- For use in **two-ply tracks** and support plates
- Through-hardened carbon steel with 60° carbide insert
- 1" head with patented track trapping design
- Proper nuts included with studs.

Size	Shank	Part No.	Quantity
0.875"	5/16"	GDP6-8755	24/pkg
0.875"	5/16"	GDP6-8755B	96/pkg
0.920"	5/16"	GDP6-9205	24/pkg
0.920"	5/16"	GDP6-9205-B	96/pkg
1.000"	5/16"	GDP6-1005	24/pkg
1.000"	5/16"	GDP6-1005B	96/pkg
1.000"	5/16"	GDP6-1005M	1000/pkg
1.075"	5/16"	GDP6-1075	24/pkg
1.075"	5/16"	GDP6-1075B	96/pkg
1.075"	5/16"	GDP6-1075M	1000/pkg
1.175"	5/16"	GDP6-1175	24/pkg

Size	Shank	Part No.	Quantity
1.175"	5/16"	GDP6-1175B	96/pkg
1.175"	5/16"	GDP6-1175M	1000/pkg
1.325"	5/16"	GDP6-1325-S	24/pkg
1.325"	5/16"	GDP6-1325-BS	96/pkg
1.325"	5/16"	GDP6-1325-MS	1000/pkg
1.450"	5/16"	GDP6-1450-S	24/pkg
1.450"	5/16"	GDP6-1450-BS	96/pkg
1.450"	5/16"	GDP6-1450-MS	1000/pkg
1.575"	5/16"	GDP6-1575-A	24/pkg
1.575"	5/16"	GDP6-1575-B	96/pkg
1.575"	5/16"	GDP6-1575-M	1008/pcs



All Part Numbers With An 'S' Come With Big Nut Short

SNOCROSS

This Snocross stud was designed for the 1.750" track lug that comes on stock race sleds. Can also be used on trail sleds with 1.750" lug heights.

- For use in **two-ply tracks** and support plates
- Through-hardened carbon steel with 60° carbide insert
- 15/16" head with anti-rotation lines
- Proper nuts included with studs.

Size	Shank	Part No.	Quantity
1.860"	5/16"	RACE-1860-L	24/pkg
1.860"	5/16"	RACE-1860-BL	96/pkg

All Part Numbers With An 'L' Come With Big Nut Long



GRAND TRIGGER™

The first ever performance-based stud for single-ply tracks. Its shortened threads make room for a lengthy, slender profile that effortlessly penetrates icy terrain for ultimate traction.

- For use in **single-ply tracks** and support plates
- Through-hardened carbon steel with 60° carbide insert
- 1.2" head with anti-rotation lines
- Proper nuts included with studs.
- Available in three series lengths: 1325 for 1.25" lugs | 1450 for 1.352" lugs | 1575 for 1.5" lugs

Size	Shank	Part No.	Quantity
1.325"	5/16"	GTRG-1325-S	48/pkg
1.450"	5/16"	GTRG-1450-S	48/pkg
1.575"	5/16"	GTRG-1575-S	48/pkg



GRAND MASTER PRO™

A popular choice for single-ply track studding. This stud takes the original Grand Master to the next level, as its tip is sharpened to match the 60° carbide insert. If you're looking for an extra bite of performance while riding trails or cross country, this is it.

- For use in **single-ply tracks** and support plates
- Through-hardened carbon steel with 60° carbide insert
- 1.2" head with anti-rotation lines
- Proper nuts included with studs.
- Packages of 1.325" & 1.450" come with ALN2-4500 Big Nuts and the 1.575" packages come with ALN2-7000 Big Nuts.

Size	Shank	Part No.	Quantity
1.075"	5/16"	GMPP-1075-48	48/pkg
1.325"	5/16"	GMPP-1325-48	48/pkg
1.450"	5/16"	GMPP-1450-48	48/pkg
1.575"	5/16"	GMPP-1575-48	48/pkg



TRIGGER™

The official lake ice stud for two-ply tracks — built to effortlessly penetrate icy terrain and provide ultimate traction. This stud has shortened threads and a lengthy, narrow, tapered profile.

- For use in **two-ply tracks** and support plates
- Through-hardened carbon steel with 60° carbide insert
- 15/16" head with anti-rotation lines
- Proper nuts included with studs.

Size	Shank	Part No.	Quantity
1.075"	5/16"	TRIG-1075 <small>new!</small>	48/pkg
1.325"	5/16"	TRIG-1325-S	48/pkg
1.450"	5/16"	TRIG-1450-S	48/pkg
1.575"	5/16"	TRIG-1575-S	48/pkg
1.630"	5/16"	TRIG-1630-S	48/pkg
1.860"	5/16"	TRIG-1860-S	48/pkg



All Part Numbers With An 'S' Come With Big Nut Short

When using studs of these lengths it is essential to have proper clearance and tunnel protection.

TERMS & INDEX
NEW
HELMETS
HELMET ACCESSORIES
APPAREL
ACCESSORIES
TRACKS & SUSPENSION
STEERING
TRANS MISSION
PLOW & WINCH
WIND SHIELDS
BRAKES & CARB.
ENGINE PARTS
ELECTRICAL
TRAILER
CHEMICALS
TECH & TOOLS
P.O.P



90 PIECE STUD KIT

Full 90 piece studding kit ideal for many new sled configurations.

GOLD DIGGER® TRACTION MASTER® KIT:

This convenient kit is for **two-ply** tracks with 1.25" lugs and contains:

- 90 Gold Digger Traction Master 1.325" Studs (GDP6-1325)
- 90 Digger Round Aluminum Support Plates (AWA-3775)
- 90 Short Big Nuts (ALN2-4500)

Size	Shank	Part No.	Quantity
1.325"	5/16"	GDPK-1325-90	90/pkg



GRAND MASTER® KIT:

This convenient kit is for **two-ply** tracks with 1.25" lugs and contains:

- 90 Grand Master 1.325" Studs (GMP-1325),
- 90 Grand Digger Round Aluminum Support Plates (ARG-3775)
- 90 Short Big Nuts (ALN2-4500).

Size	Shank	Part No.	Quantity
1.325"	5/16"	GMPK-1325-90	90/pkg

GRAND MASTER®

The most popular single-ply track stud available for trail riding – also known as the Ski-Doo Phantom stud.

- For use in **single-ply** tracks and support plates
- Through-hardened carbon steel with 60° carbide insert
- 1.2" head with anti-rotation lines
- Proper nuts included with studs.

Size	Shank	Part No.	Quantity
1.075"	5/16"	GMP-1075-500	504/pkg
1.075"	5/16"	GMP-1075-84	84/pkg
1.075"	5/16"	GMP-1075-48	48/pkg
1.075"	5/16"	GMP-1075-12	12/pkg
1.325"	5/16"	GMP-1325-500	504/pkg
1.325"	5/16"	GMP-1325-84	84/pkg
1.325"	5/16"	GMP-1325-48	48/pkg
1.325"	5/16"	GMP-1325-12	12/pkg
1.450"	5/16"	GMP-1450-500	504/pkg
1.450"	5/16"	GMP-1450-84	84/pkg
1.450"	5/16"	GMP-1450-48	48/pkg
1.450"	5/16"	GMP-1450-12	12/pkg
1.575"	5/16"	GMP-1575-500	504/pkg
1.575"	5/16"	GMP-1575-84	84/pkg
1.575"	5/16"	GMP-1575-48	48/pkg
1.575"	5/16"	GMP-1575-12	12/pkg



CHISEL TOOTH™ TRACTION MASTER®

A game-changer for ice, snow, and grass drags — this flat-tip, steel stud grabs serious surface area and propels you across the finish line in total control. Its patented Traction Master head cups the track for unbeatable rigidity and support.

- For use in **two-ply** tracks and support plates
- Made from Carbon steel with a flat, steel tip and 1" head
- Proper nuts included with studs.
- Note: 1630 & 1860 series Do Not have Traction Master heads.

Size	Shank	Part No.	Quantity
0.875"	7mm	CAP-8750	48/pkg
0.920"	7mm	CAP-9200	48/pkg
1.000"	7mm	CAP-1000	48/pkg
1.060"	7mm	CAP-1060	48/pkg
1.075"	5/16"	CAP-1075	48/pkg
1.200"	7mm	CAP-1200	48/pkg
1.205"	5-16"	CAP-1205	48/pkg
1.325"	5-16"	CAP-1325-S	48/pkg
1.630"	5/16"	CAP-1630-S	48/pkg
1.860"	5/16"	CAP-1860-S	48/pkg



All Part Numbers With An 'S' Come With Big Nut Short



MEGA-BITE®

A 60° carbide pin is surrounded by four flat sides, a patented design, to increase surface area and paddle snow. With performance in mind, this stud is popular in mind, this stud is popular among trail riders, cross country riders, and some racers.

- For use in **single-ply** tracks and support plates
- Through-hardened carbon steel with 60° carbide insert
- 15/16" head with anti-rotation lines
- Proper nuts included with studs.

Size	Shank	Part No.	Quantity
1.075"	5/16"	MEG-1075-M	1008/pkg
1.075"	5/16"	MEG-1075-B	96/pkg
1.075"	5/16"	MEG-1075	24/pkg
1.175"	5/16"	MEG-1175-M	1008/pkg
1.175"	5/16"	MEG-1175-B	96/pkg
1.175"	5/16"	MEG-1175	24/pkg
1.325"	5/16"	MEG-1325-MS	1008/pkg
1.325"	5/16"	MEG-1325-BS	96/pkg
1.325"	5/16"	MEG-1325-S	24/pkg
1.450"	5/16"	MEG-1450-MS	1008/pkg
1.450"	5/16"	MEG-1450-BS	96/pkg
1.450"	5/16"	MEG-1450-S	24/pkg
1.575"	5/16"	MEG-1575-ML	1008/pkg
1.575"	5/16"	MEG-1575-BL	96/pkg
1.575"	5/16"	MEG-1575-L	24/pkg
1.740"	5/16"	MEG-1740-ML	1008/pkg
1.740"	5/16"	MEG-1740-BL	96/pkg
1.740"	5/16"	MEG-1740-L	24/pkg



All Part Numbers With An 'S' Come With Big Nut Short
 All Part Numbers With An 'L' Come With Big Nut Long

SIGNATURE SERIES™

Entry-level stainless steel stud, affordable for beginners looking to increase rider safety through traction and control. This two-ply track stud is resistant to corrosion and will help you stop sooner, take off faster, and maneuver more effectively.

- For use in **two-ply** tracks and support plates
- Stainless steel construction with 60° carbide insert
- 15/16" head
- Proper nuts included with studs.

Size	Shank	Part No.	Quantity
1.000"	5/16"	SSP-1005-M	1008/pkg
1.000"	5/16"	SSP-1005-B	96/pkg
1.000"	5/16"	SSP-1005	48/pkg
1.000"	5/16"	SSP-1005-A	24/pkg
1.075"	5/16"	SSP-1075-M	1008/pkg
1.075"	5/16"	SSP-1075-B	96/pkg
1.075"	5/16"	SSP-1075	48/pkg
1.075"	5/16"	SSP-1075-A	24/pkg
1.175"	5/16"	SSP-1175-M	1008/pkg
1.175"	5/16"	SSP-1175-B	96/pkg
1.175"	5/16"	SSP-1175	48/pkg
1.175"	5/16"	SSP-1175-A	24/pkg
1.325"	5/16"	SSP-1325-MS	1008/pkg
1.325"	5/16"	SSP-1325-BS	96/pkg
1.325"	5/16"	SSP-1325-S	48/pkg
1.325"	5/16"	SSP-1325-A	24/pkg
1.450"	5/16"	SSP-1450-MS	1008/pkg
1.450"	5/16"	SSP-1450-BS	96/pkg
1.450"	5/16"	SSP-1450-S	48/pkg
1.450"	5/16"	SSP-1450-A	24/pkg



All Part Numbers With An 'S' Come With Big Nut Short

TERMS & INDEX
 NEW
 HELMETS
 HELMET ACCESSORIES
 APPAREL
 ACCESSORIES
 TRACKS & SUSPENSION
 STEERING
 TRANS MISSION
 PLOW & WINCH
 WIND SHIELDS
 BRAKES & CAB.
 ENGINE PARTS
 ELECTRICAL
 TRAILER
 CHEMICALS
 TECH & TOOLS
 P.O.P



BIG NUTS: SHORT & TALL

- Constructed of Aluminum with nylon ring
- Designed to increase locking force & prevent nut from coming loose
- Proper size & quantity of nuts included with studs
- Threads on stud & nut must match
- Tighten with torque wrench or hand ratchet: Two-ply studs = 15 ft. lbs | Single-ply studs = 30 ft. lbs

Size	Part No.	Quantity
5/16" TALL	ALN2-7000	24/pkg
5/16" TALL	ALN2-7000-B	96/pkg
5/16" TALL	ALN2-7000-M	1000/pkg
5/16" SHORT	ALN2-4500	24/pkg
5/16" SHORT	ALN2-4500-B	96/pkg
5/16" SHORT	ALN2-4500-M	1000/pkg



WOODY'S SUPPORT PLATES

COMBO GRAND DIGGER®

This aluminum support plate has a nut affixed to it to save time and effort. For single-ply studs that are 1.325" and longer with a 5/16" shank.

Part No.	Qty.
ARGC-3775-24	24/pkg
ARGC-3775-48	48/pkg
ARGC-3775-1000	1000/pkg



TRIANGLE DIGGER®

This aluminum triangle plate for two-ply studs takes performance to the next level as its unique, lightweight design eases track rotation for increased speeds. Must be paired with corresponding stud shank size.

Size	Part No.	Quantity
5/16"	AWT-3775	48/pkg



SQUARE GRAND DIGGER®

High-grade, lightweight aluminum support plates for single-ply studs. Indexing required so edges run parallel with track's edge. Must be paired with corresponding stud shank size.

Size	Part No.	Quantity
5/16"	ASG-3775-12	12/pkg
5/16"	ASG-3775-48	48/pkg
5/16"	ASG-3775-84	84/pkg
5/16"	ASG-3775-500	504/pkg



ROUND GRAND DIGGER®

These single-ply support plates are quick and easy to install; no indexing required! Made from high-grade, lightweight aluminum. Must be paired with corresponding stud shank size.

Size	Part No.	Quantity
5/16"	ARG-3775-12	12/pkg
5/16"	ARG-3775-48	48/pkg
5/16"	ARG-3775-84	84/pkg
5/16"	ARG-3775-500	504/pkg



WOODY'S SUPPORT PLATES

CODE = C

KEYWORD = 18

DOUBLE GRAND DIGGER®

High-grade, lightweight aluminum support plates for single-ply studs. Installing two studs per plate reduces weight and increases scratch lines. Must be paired with corresponding stud shank size.

Size	Part No.	Quantity
5/16"	ADG-3775	12/pkg
5/16"	ADG-3775-48	48/pkg
5/16"	ADG-3775-250	250/pkg



SQUARE DIGGER®

High-grade, lightweight aluminum support plates for two-ply studs. Indexing required so edges run parallel with track's edge. Must be paired with corresponding stud shank size.

Size	Part No.	Quantity
5/16" Aluminum	ASW2-3775	24/pkg
5/16" Aluminum	ASW2-3775-B	96/pkg
5/16" Aluminum	ASW2-3775-M	1008/pkg



ROUND DIGGER®

These two-ply support plates are quick and easy to install; no indexing required! Made from high-grade, lightweight aluminum. Must be paired with corresponding stud shank size. Available in 7mm and 5/16".

Size	Part No.	Quantity
Aluminum Plates 7mm	AWA-3700	24/pkg
Aluminum Plates 7mm	AWA-3700-B	96/pkg
Aluminum Plates 5/16"	AWA-3775	24/pkg
Aluminum Plates 5/16"	AWA-3775-B	96/pkg
Aluminum Plates 5/16"	AWA-3775-M	1008/pkg



ANGLED DIGGER®

High-grade, lightweight aluminum plates for two-ply studs. Angles stud in a 7° pre-loaded position for instant hookup. Special instructions for installation. Must be paired with corresponding stud shank size.

Size	Part No.	Quantity
ANGLED Aluminum Plates 5/16"	ANG-3775	24/pkg
ANGLED Aluminum Plates 5/16"	ANG-3775-B	96/pkg



DOUBLE DIGGER®

High-grade, lightweight aluminum support plates for two-ply studs. Installing two studs per plate reduces weight and increases scratch lines. Must be paired with corresponding stud shank size.

Size	Part No.	Quantity
5/16"	ADD2-3775	12/pkg
5/16"	ADD2-3775-B	48/pkg
5/16"	ADD2-3775-D	500/pkg



ANGLED DOUBLE DIGGER®

High-grade, lightweight aluminum plates for two-ply studs. Angles stud in a 7° pre-loaded position for instant hookup. Install two studs per plate to reduce weight and increase scratch lines. Must be paired with corresponding stud shank size.

Size	Part No.	Quantity
5/16"	ADA2-3775-B	48/pkg



STUD SHARPENING TOOL

Keep your steel studs sharp with this 60° sharpening tool. Not intended for carbide use. Tool can be used with a 3/8" drill.

Size	Part No.	Code	Keyword
60°	TOOL-SHARP6	C	17



INDEXING TOOL FOR TRIANGLE DIGGER® SUPPORT PLATES

Align your Triangle Digger® support plates by using this specialized tool. To be used with 3/8" ratchet. Can be used for both 5/16" and 7mm Triangle Digger® support plates.

Description	Part No.	Code	Keyword
Triangle Digger	SPI-TOOL-T	C	17



TRACK MARKER

Excellent tool for marking stud patterns on your track. Choose your pattern, place the template over the track and mark the track in the center of the appropriate holes with a white dot. You can review the entire stud pattern on your track before drilling, eliminating stud placement errors.

Description	Part No.	Code	Keyword
Track Marker	TRAK-MARK	C	17



TRACK TENSION TOOL

Optimize performance and prolong the life of your track with regular use of this handy tool. Set the weight and measure the tension of your track. Follow recommendations in your snowmobile owner's manual.

Description	Part No.	Code	Keyword
Track Tension Tool	TRAK-TOOL	C	17



TRACK CLIP TOOL

- Patent-pending tools manufactured in the USA by KB Tooling
- Effortlessly changes out track clips on lugs up to 2" tall

Description	Part No.	Code	Keyword
Track Clip Tool	TCT-TOOL	C	17



TRACK CLIP TOOL ACCESSORY

- Patent-pending tools manufactured in the USA by KB Tooling
- for 3" lugs and must be used with the Track Clip Tool **(Sold Separate)**

Description	Part No.	Code	Keyword
Track Clip Tool Accessory	TCT-30AC	C	17



STUD HEX TOOL

Use this tool for installing and removing push-through studs. The handle is made from premium aluminum. Each tool comes with an extra hex bit.

Description	Part No.	Code	Keyword
5/16"	STUD INSTALL	C	17



TRACK DRILL

Track drills are the way for the sled owner to install his own studs without damaging his track. The drill cuts a neat clean hole and ejects the slugs automatically.


Description	Part No.	Code	Keyword
7mm & 5/16" track cutting tool	DRILL-7MM	C	17



BOLT & LOCK NUTS FOR CLEATS & STUDS

Specially designed, flat headed allowing steel bolt to hold firmly to track. Locking nut has star washer permanently affixed, one washer with each nut. May be used for rivet replacement.

Size	Part No.	Quantity	Replaces	Code	Keyword
3/16"	090-3002	100	KB-2	B	16



TERMS & INDEX
NEW
HELMETS
HELMET ACCESSORIES
APPAREL
ACCESSORIES
TRACKS & SUSPENSION
STEERING
TRANS MISSION
PLOW & WINCH
WIND SHIELDS
BRAKES & CARB.
ENGINE PARTS
ELECTRICAL
TRAILER
CHEMICALS
TECH & TOOLS
P.O.P


WOODY'S STUD TEMPLATES



Maintain track balance, create the ultimate scratch line pattern, and eliminate studding errors by using Woody's studding templates.

2.86 SINGLE-PLY TEMPLATE


Studding options include 84 & 126 studs for 15" x 120" & 16" x 120" tracks, along with 96 & 144 studs for 15" x 137" & 16" x 137" tracks. Center belt studding patterns only.



Part No.	Code	Keyword
286S-TEMP-2	C	17

2.86 TWO-PLY TEMPLATE

Designed for 2.86 pitch snowmobile tracks that are 15" / 16" wide by 120" / 129" / 137" / 146" / 154" long.



Part No.	Code	Keyword
286T-TEMP-2	C	17

2.52 TWO-PLY TEMPLATE

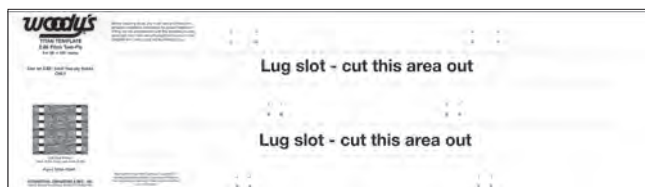
This two-ply template will be replacing three of Woody's templates: COMB-TEMP, and LONG-TEMP-2. Patterns from those templates, plus more, will be included on this new template to lessen part numbers and increase options. Its quality will also be upgraded to a styrene material.



Part No.	Code	Keyword
252T-TEMP	C	17

TITAN TEMPLATE


The Titan Template is made from heavy card stock for single-ply and two-ply tracks. Designed for 2.86 pitch tracks that are 20" x 155". Includes a center belt studding pattern for 108 studs with single support plates.




Part No.	Description	Code	Keyword
TITAN-TEMP	Titan 2-ply template	C	17

2.86 PITCH QUIET PAD TWO-PLY TEMPLATE


Woody's 286QUIET-TEMP is for 15" X 129" tracks with stud patterns for 90 & 135 and 15" x 137" tracks with stud patterns of 96 & 144.



Part No.	Code	Keyword
286QUIET	C	17



300S-TEMP



252S-TEMP

Description	Part No.	Code	Keyword
Arctic Cat 2.52 Single Template	252S-TEMP	C	17
Ski-Doo 2.86 Template	286S-TEMP	C	CLR
Arctic Cat 3.00 Pitch Template	300S-TEMP	C	17

No Photo Available for 286S-TEMP

STUD BOY



STUD BOY POWER POINT CARBIDE PUSH-THROUGH CARBIDE SNOWMOBILE STUD

This "Power Point" stud offers outstanding light weight performance and durability for the trail, as well as on the track! This stud offers 60° carbide point for superior penetration and strength. The 1" diameter "Track Trapping" head size design, provides superior support, and reduces the "cookie-cutter" effect used by others that lead to track failure. Special "tapered" shank and thin penetration profile, provides rigidity that ensures traction. Standard lock-nuts included.

Studs .875 - 1.280" include Standard lock-nuts
1.375" or taller Studs include Power Tower Support Nut



Part No.	Length	Thread Size	Qty Pack	Code	Keyword
020-6000-24	.875"	5/16" - 24	24PK	C	18
020-6000-96	.875"	5/16" - 24	96PK	C	18
020-6002-24	1.000"	5/16" - 24	24PK	C	18
020-6002-96	1.000"	5/16" - 24	96PK	C	18
020-6003-24	1.080"	5/16" - 24	24PK	C	18
020-6003-96	1.080"	5/16" - 24	96PK	C	18
020-6004-24	1.187"	5/16" - 24	24PK	C	18
020-6004-96	1.187"	5/16" - 24	96PK	C	18
020-6005-24	1.280"	5/16" - 24	24PK	C	18
020-6005-96	1.280"	5/16" - 24	96PK	C	18
020-6006-24	1.375"	5/16" - 24	24PK	C	18

Part No.	Length	Thread Size	Qty Pack	Code	Keyword
020-6006-96	1.375"	5/16" - 24	96PK	C	18
020-6007-24	1.500"	5/16" - 24	24PK	C	18
020-6007-96	1.500"	5/16" - 24	96PK	C	18
020-6008-24	1.625"	5/16" - 24	24PK	C	18
020-6008-96	1.625"	5/16" - 24	96PK	C	18
020-6010-24	1.750"	5/16" - 24	24PK	C	18
020-6010-96	1.750"	5/16" - 24	96PK	C	18
020-6011-24	1.875"	5/16" - 24	24PK	C	18
020-6011-96	1.875"	5/16" - 24	96PK	C	18

STUD BOY STAINLESS STEEL POWER POINT PUSH TROUGH CARBIDE SNOWMOBILE STUD

The "Power Point" Stainless Carbide Push-Thru Stud will fill the needs of those riders who want a product that will not rust in their sleds and perform to the level our "Power Point" riders demand. Features the same great design as our "Power Point" with additional corrosion resistance!

1.375" Studs include Power Tower Support Nut
*Application for 1.250" deep lug tracks

Part No.	Length	Thread Size	Qty Pack	Code	Keyword
020-6020-24	.875"	5/16" - 24	24PK	C	18
020-6020-96	.875"	5/16" - 24	96PK	C	18
020-6022-24	1.000"	5/16" - 24	24PK	C	18
020-6022-96	1.000"	5/16" - 24	96PK	C	18
020-6023-24	1.080"	5/16" - 24	24PK	C	18
020-6023-96	1.080"	5/16" - 24	96PK	C	18
020-6024-24	1.187"	5/16" - 24	24PK	C	18
020-6024-96	1.187"	5/16" - 24	96PK	C	18
020-6026-24	1.375"	5/16" - 24	24PK	C	18
020-6026-96	1.375"	5/16" - 24	96PK	C	18



STUD BOY KWIK PIXX SNOWMOBILE STUD

Don't let this slender profile fool you! This "Kwik Pixx" stud is through-hardened for outstanding strength and wear resistance. Its tapered shank gives superior rigidity, and the 30° point provides outstanding penetration. The "Kwik Pixx" features .750" head size and 1/4"-28 thread size, and lock-nut is included. Recommended for competition use only.

Part No.	Length	Thread Size	Qty Pack	Code	Keyword
020-6080-48	.875"	1/4" - 28	48PK	C	18
020-6083-48	1.080"	1/4" - 28	48PK	C	18
020-6084-48	1.200"	1/4" - 28	48PK	C	18



STUD BOY

STUD BOY POWER POINT PUSH THROUGH CARBIDE SNOWMOBILE STUD

"STUD BOY"® reveals the "Power Point" +PLUS carbide stud. This addition to the "Power Point" carbide push-thru studs is designed for the Ski-Doo XP sled as well as the Camso Single Ply track. This "Track Trapping" design features a 60° carbide tip for aggressive penetration, and chamfered head design to reduce vibration and idler wheel wear.

Use only with the "Power Plate Plus" Snowmobile Stud Backer Plates
Studs 1.080" - 1.187" include Standard lock-nuts 1.375" or taller Studs include Power Tower Support Nut

Part No.	Length	Thread Size	Qty Pack	Code	Keyword
020-6043-24	1.080"	5/16" - 24	24PK	C	18
020-6043-84	1.080"	5/16" - 24	84PK	C	18
020-6043-96	1.080"	5/16" - 24	96PK	C	18
020-6044-24	1.187"	5/16" - 24	24PK	C	18
020-6044-84	1.187"	5/16" - 24	84PK	C	18
020-6044-96	1.187"	5/16" - 24	96PK	C	18
020-6044-500	1.187"	5/16" - 24	500PK	C	18
020-6046-24	1.375"	5/16" - 24	24PK	C	18
020-6046-84	1.375"	5/16" - 24	84PK	C	18
020-6046-96	1.375"	5/16" - 24	96PK	C	18
020-6047-24	1.500"	5/16" - 24	24PK	C	18
020-6047-84	1.500"	5/16" - 24	84PK	C	18
020-6047-96	1.500"	5/16" - 24	96PK	C	18
020-6048-24	1.625"	5/16" - 24	24PK	C	18
020-6048-84	1.625"	5/16" - 24	84PK	C	18
020-6048-96	1.625"	5/16" - 24	96PK	C	18



STUD BOY SPT CARBIDE SNOW STUD

Designed for the rider wanting safety at an economical price! Our "SPT" carbide stud features a 5/16" shank with 80° carbide for the proven durability to enjoy the winter season. Its large 15/16" head size is designed to reduce track wear, and thru hardened for its proven strength. Its zinc finish will provide a longer life and resist corrosion.

Studs .875 - 1.187" include Standard lock-nuts 1.375" Studs include Power Tower Support Nut

Part No.	Length	Thread Size	Qty Pack	Code	Keyword
020-6062-24	1.000"	5/16" - 24	24PK	C	18
020-6062-96	1.000"	5/16" - 24	96PK	C	18
020-6063-24	1.080"	5/16" - 24	24PK	C	18
020-6063-96	1.080"	5/16" - 24	96PK	C	18
020-6064-24	1.187"	5/16" - 24	24PK	C	18
020-6064-96	1.187"	5/16" - 24	96PK	C	18
020-6066-24	1.375"	5/16" - 24	24PK	C	18
020-6066-96	1.375"	5/16" - 24	96PK	C	18
020-6066-1000	1.375"	5/16" - 24	1000PK	C	18



STUD BOY LAKE RACER SNOW STUD

Part No.	Length	Thread Size	Qty Pack	Code	Keyword
020-6144-24	1.187"	5/16" - 24	24PK	C	18
020-6144-96	1.187"	5/16" - 24	96PK	C	18
020-6145-96	1.280"	5/16" - 24	96PK	C	18
020-6146-24	1.375"	5/16" - 24	24PK	C	18
020-6146-96	1.375"	5/16" - 24	96PK	C	18
020-6147-24	1.500"	5/16" - 24	24PK	C	18
020-6147-96	1.500"	5/16" - 24	96PK	C	18
020-6148-24	1.625"	5/16" - 24	24PK	C	18
020-6148-96	1.625"	5/16" - 24	96PK	C	18

The "Lake Racer" Power Point stud is designed for the hardcore lake racer. Built off our Power Point shape, this studs unique thin profile, light-weight and durable design has a tapered tip for better penetration. 1" diameter head size for support, and "Track Trapping" design with shoulder to prevent over tightening. Power Tower Lock-Nuts are highly recommended for lengths 1.375" and taller. (Not recommended for general trail use)



STUD BOY



STUD BOY ASSASSINS SNOWMOBILE DRAG STUD

The "Assassins" is light-weight, has impressive durability, and its easy installation make this aggressive stud a first choice of acceleration specialists everywhere. Super penetration for both ice and grass, this flat "pushing" surface absolutely launches your sled off the line. The "Assassin" is the best combination of penetration and bite available in a "push-through" stud design. Features .750" head size and 1/4"-28 thread size, lock-nut included.* Recommended for competition use only.

THE ASSASSINS IMPROVED ARE NEW AND IMPROVED WITH A MORE AGGRESSIVE DESIGN


Part No.	Length	Thread Size	Qty Pack	Code	Keyword
020-6100-48	.875"	1/4" - 28	48PK	C	18
020-6102-48	1.000"	1/4" - 28	48PK	C	18
020-6103-48	1.080"	1/4" - 28	48PK	C	18
020-6104-48	1.200"	1/4" - 28	48PK	C	18



STUD BOY KWIK PIXX IMPROVED SNOWMOBILE STUD

Our "Kwik Pixx Improved" has enhanced the original "Kwik Pixx" by enlarging the head size to .875", and the shank size to 5/16". The larger head size offers "STUD BOY"® "Track Trapping" head design that provides greater support. Available in three (3) lengths, the "Kwik Pixx Improved" includes lock-nuts. Recommended for competition use only.

Part No.	Length	Thread Size	Qty Pack	Code	Keyword
020-6092-48	1.000	1/4" - 28	48PK	C	18
020-6093-48	1.080	1/4" - 28	48PK	C	18
020-6094-48	1.200	1/4" - 28	48PK	C	18



STUD BOY ASSASSINS IMPROVED SNOWMOBILE DRAG STUD

"Assassins Improved" features all the same great benefits as our original "Assassins", with a larger head size to offer "STUD BOY"® "Track Trapping" head design for great support, and 5/16" tapered shank that gives superior rigidity. Available in six (6) lengths, the "Assassins Improved" includes lock-nuts.

Recommended for competition use only.

"IF USING THE POWER TOWER NUTS ON THE ASSASSINS IMPROVED ONLY USE THE .500" NUT.

Part No.	Length	Thread Size	Qty Pack	Code	Keyword
020-6112-48	1.000	5/16" - 24	48PK	C	18
020-6113-48	1.080	5/16" - 24	48PK	C	18
020-6114-48	1.200	5/16" - 24	48PK	C	18
020-6116-48	1.375	5/16" - 24	48PK	C	18
020-6117-48	1.500	5/16" - 24	48PK	C	18
020-6118-48	1.625	5/16" - 24	48PK	C	18
020-6121-48	1.875"	5/16" - 24	48PK	C	18



STUD BOY 5/16" ALUMINUM/STEEL SQUARE SNOWMOBILE STUD BACKER PLATE

The 1.125" square backer plates are .125" thick for strength and durability, yet light-weight. Its domed profile provides greater effective stud height, and offered in 7mm and 5/16" (use 7mm for 1/4" studs) to cover all applications. Available in rich, long-lasting anodized colors in 5/16" size only - purple, red, blue, and green - Also available in .090" thick, high strength, heat treated steel.

Part No.	Hole Diameter	Qty Pack	Code	Keyword
Steel				
020-6700-24	5/16"	24PK	C	18
020-6700-96	5/16"	96PK	C	18
Aluminum				
020-6701-24	5/16"	24PK	C	18
020-6701-96	5/16"	96PK	C	18



TERMS & INDEX
NEW
HELMETS
HELMET ACCESSORIES
APPAREL
ACCESSORIES
TRACKS & SUSPENSION
STEERING
TRANS MISSION
PLOW & WINCH
WIND SHIELDS
BRAKES & CARB.
ENGINE PARTS
ELECTRICAL
TRAILER
CHEMICALS
TECH & TOOLS
P.O.P

STUD BOY



STUD BOY POWER ROUND BACKER PLATE

STUD BOY® announces its new "Power Plate Round Snowmobile Stud Backer Plate"
This new backer is a round 5/16" backer made of aluminum and accommodates both two ply and single ply tracks diameter is 1.455".



Part No.	Hole Diameter	Qty Pack	Code	Keyword
020-6831-84	5/16"	84PK	C	18
020-6831-96	5/16"	96PK	C	18

STUD BOY POWER PLATE PLUS SNOWMOBILE STUD BACKER

STUD BOY® announces our new "Power Plate Plus" Backer. This new "Power Plate Plus Backer" is designed for new Ski-Doo XP sleds, as well as the new Camso Single Ply Tracks. Our lightweight and durable shape features our innovative design for stud support. The "Power Plate Plus Backer" is to reduce wear and tear on tracks, and receives the best benefits of both square and round backers. (Available in one design)



Part No.	Hole Diameter	Qty Pack	Code	Keyword
020-6704-24	5/16"	24PK	C	18
020-6704-84	5/16"	84PK	C	18
020-6704-96	5/16"	96PK	C	18

STUD BOY SINGLE POWER PLATE & DOUBLE POWER PLATE SNOWMOBILE STUD BACKER

The "Power Plate" Backer is the industries best backer! This innovative shape provides great stud support and is almost unbendable. We added a radial lobe to a standard 1.125" backer by reducing wear and tear on the track and increasing stud rigidity. By decreasing the weakest flat corner area of the square backer we have reduced unnecessary weight and bending of the corners for a super strong design. Light-weight and durable, use the "Power Plate" aluminum backer and receive the best benefits of both square and round backers in one design!

"Power Plate" Aluminum Double Backer - The #1 choice of many Snowcross racers and aggressive trail riders, this ISR legal aluminum double backer features light-weight rigid mounting for two (2) 5/16" studs.
This durable design is lighter than two (2) aluminum single backers, and allows for extra scratch lines when studding for aggressive performance. Lightweight rigid mounting for two 5/16" studs. Choice of many (Snowcross) racers and aggressive trail riders • ISR Legal • Durable design & lighter than two single backers



Part No.	Hole Diameter	Qty Pack	Code	Keyword
Aluminum				
020-6702-24	5/16"	24PK	C	18
020-6702-96	5/16"	96PK	C	18
Double Power Plate Aluminum				
020-6703-24	5/16"	24PK	C	18
020-6703-48	5/16"	48PK	C	18

"POWER PLATE" PLUS ALUMINUM DOUBLE BACKER

The Power Plate +Plus Aluminum Double Backer is designed for sleds with Camso single ply tracks. Our backer offers an innovative mounting design for two stud support. The Power Plate + Plus Aluminum Double Backer is designed to reduce wear and tear on tracks and receives the best benefits of both square and round backers.



Size	Colour	Part No.	Qty.	Code	Keyword
5/16"	Aluminum	020-6830-24	24PK	C	18
5/16"	Aluminum	020-6830-48	48PK	C	18

STUD BOY



SUPER-LITE PRO SERIES BACKER

"STUD BOY"® announces our new "SUPER-LITE" Pro Series backer plate line-up. The "SUPER-LITE" Pro Series backer is designed for the rider who is looking for lightweight stud support that offers the lightest weight and best traction available and includes the support nut molded directly into the backer. "SUPER-LITE" Pro Series backers are available in both single and double configurations in black and white. The double backers are available in .500" and .750" heights while the singles are available in the .750" height. Our "SUPER-LITE" Pro Series double backer is used for standard tracks using our regular "Power Point" type carbide studs while the Pro Series single can be used with either standard or +Plus style studs on both single and double ply tracks.

These new backers take traction and stud support to a new level. Tested and used by the best Snowcross and cross-country racers in the world last season with outstanding results. If you are looking for lightweight super strong stud support you have found it with our "SUPER-LITE" Pro Series backer plates.

Use the .750" height with 1.375" and taller studs while the .500" is best used with 1.280" and shorter studs.

Part No.	Description	Height	Colour	Qty	Code	Keyword
020-6711-48	Double	.750"	Black	48PK	C	18
020-6712-24	Single	.750"	Black	24PK	C	18
020-6712-84	Single	.750"	Black	84PK	C	18
020-6712-96	Single	.750"	Black	96PK	C	18



STUD BOY SUPER LITE SNOWMOBILE STUD BACKER SERIES

"STUD BOY"® announces the new "Super-Lite" backer plate line-up! The "Super-Lite" backer is designed for the rider who is looking for light-weight stud support and vibrant colors. These backers are made from new engineered polymers that are lighter than aluminum, while maintaining excellent strength.

"Super-Lite" backers are available in black only. Our "Super-Lite" Double Backer is used for standard tracks using our regular "Power Point" type carbide studs. The "Super-Lite +PLUS" Single Backer is a larger 1.450" square backer to be used on all tracks (including Single Ply) with any of our 5/16" carbide studs. Our "Super-Lite +PLUS" Double Backer is for the new Single Ply tracks using studs with large heads like our "Power Point +PLUS" stud.



SUPER LITE PLUS " SINGLE STUD BACKER

Size	Colour	Part No.	Qty.	Code	Keyword
5/16"	Black	020-6810-24	24PK	C	18
5/16"	Black	020-6810-84	84PK	C	18
5/16"	Black	020-6810-96	96PK	C	18

SUPER LITE PLUS " DOUBLE STUD BACKER

Size	Colour	Part No.	Qty.	Code	Keyword
5/16"	Black	020-6820-24	24PK	C	18
5/16"	Black	020-6820-48	48PK	C	18

STUD BOY POWER TOWER SNOWMOBILE SUPPORT NUT

The Power Tower (Patent Pending) Support Nuts offered in two sizes. These support nuts offer lightweight stud support for stud lengths ranging 1.080" and longer. The extra support helps to eliminate stud bending and breaking without any additional weight.

Use this Support Nut in place of the standard nylon locknut; be sure to apply blue locktight to keep in place. Developed by the demands of snowcross racers using up to 1.875" studs. 5/16" - 24 Threads

Use the "POWER TOWER" to Keep those studs from bending

Recommended Nut Height	Aluminum Backer	Super-Lite Backer
.500"	1.080" , 1.187" 1.280" , 1.375"	1.187" 1.280" , 1.375" , 1.500"
	and taller if desired	
.750"	1.500" and taller	

Part No.	Length	Thread Size	Qty Pack	Code	Keyword
020-6751-24	.500	5/16" -24	24PK	C	18
020-6751-84	.500	5/16" -24	84PK	C	18
020-6751-96	.500	5/16" -24	96PK	C	18
020-6750-24	.750	5/16" -24	24PK	C	18
020-6750-96	.750	5/16" -24	96PK	C	18



TERMS & INDEX
NEW
HELMETS
HELMET ACCESSORIES
APPAREL
ACCESSORIES
TRACKS & SUSPENSION
STEERING
TRANS MISSION
PLOW & WINCH
WIND SHIELDS
BRAKES & CARB.
ENGINE PARTS
ELECTRICAL
TRAILER
CHEMICALS
TECH & TOOLS
P.O.P

STUD BOY



STUD BOY TRACK HOLE CUTTER

This track hole cutter is the fast and easy way to prepare a track to accept studs with no burning, tearing, or melting. It will leave a clean cut, properly sized hole for whichever "STUD BOY"® product you are using. You can re-sharpen on a bench grinder, and it will work in a standard 3/8" drill. Ease your stud installation, and save time!

Part No.	Description	Code	Keyword
020-6901	7mm T-Nut and 5/16" Push Thru	C	17



STUD BOY BACKER INSTALL TOOL

The new Pro Series Backer Installation Tool is a must have tool for installing the new Pro Series Backers. This aluminum tool is designed to hold the single Pro Series Backers while installing the studs. The tool allows you to safely apply pressure to the backer and also keep the backer oriented properly for optimum results. While this tool is not designed specifically for the Pro Series Double Backers, it does help when applying pressure to start both studs in the backer.

Part No.	Code	Keyword
020-6912	C	17



TRACK TOOLS

Track tools are the hot new way for the sled owner to install his own studs without damaging his track. The drill cuts a neat clean hole and ejects the slugs automatically. The T-Nut puller quickly sets all 1/4" and 7mm T-Nuts. All tools can be used either by hand or with an electric drill. These tools will reduce installation time by 80% over older tools.

Description	Part No.	Brand	Code	Keyword
7mm & 5/16" track cutting tool	DRILL-7MM	Woody's	C	17
Track drill 5/16"	020-9003	SPX	B	17
1/4" T-Nut Puller T-Handle	020-9004	SPX	B	CLR



TRAIL SLED PATTERNS

These easy to use templates provide effective patterns for the "do-it-yourselfer". Check out our website for various stud patterns.

Part No.	Style	Code	Keyword
020-6907	Trail Sled	C	17

1 Template Only



WOODY'S TWIST™ SCREWS

Easily twist these screws into your rubber tires, footwear, or select tracks to increase traction on any terrain. Whether you're hard at work or gone fishing, your safety and ability to maneuver should not be compromised.



GRIP-IT™ (13MM)



The Grip-It screw is the shortest in Woody's Twist line at 13mm in overall length. This carbide tip screw can be used in rubber soles or lugs 12mm+ for added traction on any terrain.



COMMON USES

- Waders
- Footwear
- Garden Tractors
- Mini Loader
- Snow Blower
- Motorcycles (any short lug powersports vehicles)
- Mountain/Fat Bikes
- Bicycles

ATTACK™ (20MM)



The Attack™ screw is 20mm in length and is for use in rubber lugs/treads 17mm – 23.9mm. This durable, carbide tip screw attacks the terrain and adds the extra bite that is sometimes needed on powersports vehicles, tractors, loaders, and more!




COMMON USES

- Argos
- ATVs
- Buggies
- Dirt Bikes
- Motorcycles
- Quads
- Side by Sides
- Snow Blowers
- UTVs
- Mini-Loaders

ATTACK™ (25MM)



This Attack™ screw is 25mm/0.984" in long for use in rubber lugs 0.945"+. This reliable, carbide tip screw attacks the terrain and adds the extra bite that is sometimes needed on powersports vehicles, tractors, and more.



COMMON USES

- Argos
- ATVs
- Bob Cats
- Buggies
- Dirt Bikes
- Quads
- Side by Sides
- Snow Blowers
- UTVs

Part No.	Size	Description	Code	Keyword
GRIP-IT™				
WST-0413-25	13mm	Grip-It™ Carbide, Tire, and Footwear Screw - Qty 25 + One Installation Tool	C	18
WST-0413-100	13mm	Grip-It™ Carbide, Tire, and Footwear Screw - Qty 100 + One Installation Tool	C	18
ATTACK™ (20mm)				
WST-0620-100	20mm	Attack™ Carbide, Tire Screw - Qty 100 + One Installation Tool	C	18
WST-0620-500	20mm	Attack™ Carbide, Tire Screw - Qty 500 + Five Installation Tools	C	18
WST-0620-1000	20mm	Attack™ Carbide, Tire Screw - Qty 1000 + Ten Installation Tools	C	18
ATTACK™ (25mm)				
WST-0625-100	25mm	Attack™ Carbide, Tire Screw - Qty 100 + One Installation Tool	C	18
WST-0625-500	25mm	Attack™ Carbide Tire Screw - Qty 500 + Five Installation Tools	C	18
WST-0625-1000	25mm	Attack™ Carbide Tire Screw - Qty 1000 + Ten Installation Tools	C	18

TWIST™ INSTALLATION TOOL

An installation tool is included in each package of Twist screws.

- Required to install/uninstall Twist traction screws
- Fixed depth control for proper installation
- Fits on 3/8" drill
- Available in four sizes, one for each Twist line



WST-TOOL-4



WST-TOOL-6

Part No.	Size	Description	Code	Keyword
WST-TOOL-4	4mm Hex	Grip-It™ - Screw Installation Tool	C	17
WST-TOOL-6	6mm Hex	Attack™ - Screw Installation Tool	C	17



SPX CARBIDE TIP ICE SCRATCHERS



35 cm Long
 Spec. : Wire OD:12mm ,
 Overall:350(+25/-0)mm,
 Wire W/O PVC Cover Coating
 Material : Steel 1015



Replacement Carbide Tips

Part No.	Code	Keyword
030-1090	B	17

Part No.	Code	Keyword
030-1091	B	17

ICE SCRATCHER KIT



- Carbide Tip
- Anti-Rotation
- PVC Coated
- 35cm
- Scratcher holder are sold separately Part Number **030-1030**

Part No.	Code	Keyword
030-1095	B	17


ICE SCRATCHER HOLDER



Spec. : Spring Hook: OD:4mm, L: 83mm,
 Bolt 5/16"-18 X 38mm, Flange Nut 5/16" X 2pcs.
 Nylon Flange Nut 5/16" X 2pcs.
 with R / L Side and Same Thread.
 Material: Steel

Part No.	Code	Keyword
030-1030	B	17

UNIVERSAL TUNNEL MOUNT CLAW TYPE ICE SCRATCHER



Part No.	Code	Keyword
030-1060	B	17

ANTI SPIN ICE SCRATCHER KIT

Ice Scratcher with Holders Kit
 Parts Include:
 Ice Scratchers X 1/Pair
 Spec : Wire Od:12mm,
 Overall:350mm, Hex Bolt:3/8"
 With Pvc Coating, Carbide Tip,
 Anti-Spin Tab
030-1030 Holder X 1/Pair
 Spec: With Holder X 2/Pcs &
 Hardware X 1/Set.

Part No.	Code	Keyword
030-1099	B	17



SPX ICE SCRATCHER



OEM# 860-2017-28

Part No.	Code	Keyword
030-1015	B	17

Model	Year
Ski-Doo™	
MX Z X-RS 850 E-TEC	2020
MX Z X-RS 600R E-TEC	2020
RENEGADE X-RS 850 E-TEC	2020
BACKCOUNTRY 600R E-TEC	2020
BACKCOUNTRY X 850 E-TEC	2020
FREERIDE 146" 850 E-TEC	2019-20
FREERIDE 154" 850 E-TEC	2019-20
FREERIDE 154" S-38 850 E-TEC	2019
FREERIDE 165" 850 E-TEC	2019-20
SUMMIT X 154" 850 E-TEC	2017-20
SUMMIT X 165" 850 E-TEC	2017-20

Model	Year
Ski-Doo™	
SUMMIT X 175" 850 E-TEC	2018-20
SUMMIT SP 146" 850 E-TEC	2018-20
SUMMIT SP 154" 850 E-TEC	2017-20
SUMMIT SP 165" 850 E-TEC	2017-20
SUMMIT X 146" 600R E-TEC	2019-20
SUMMIT SP 154" 600R E-TEC	2019-20
BACKCOUNTRY X-RS 146" 850 E-TEC	2020
BACKCOUNTRY X-RS 154" 850 E-TEC	2020
SUMMIT X EXPERT 154" 850 E-TEC	2020
SUMMIT X EXPERT 165" 850 E-TEC	2020

Model
LYNX™
REX2 BOONDOCKER

ANTI SPIN ICE SCRATCHER

35 cm Long



Part No.	Code	Keyword
030-1075	B	17

Spec.: Wire OD:12mm ,
Overall:350(+25/-0)mm,
Wire w/o PVC Cover Coating
Material: Steel 1015

SPX ICE SCRATCHER CABLE



- Flex design for reversing
- OD: 10.6mm, Total Length: 34cm, 2PCS
- Usable on 2.5" paddle track



Part No.	Code	Keyword
030-1070	B	17

REPLACEMENT TIPS

Part No.	Code	Keyword
030-1071	B	17

SPX ICE SCRATCHER SPRINGS

Ice scratchers create ice particles that become lodged in the snow machine and help cool the track.
For use on packed and icy snow, especially in wooded area.
(Will not fit 2008 Yamaha Phazer & Nytro)



Part No.	Code	Keyword
030-1010	C	17



OEM# 4639-958
Ice Scratcher Kit
Includes Mounting Hardware and 1pair of Ice Scratchers
Spring Over All Length: 470mm (18.5")

Part No.	Code	Keyword
030-1011	B	17

Model	Year
Arctic Cat™	
BLAST ZR, M, LT	2021
CROSSFIRE	2006-11
F 800, 1100, 1100 TURBO	2012-13
M 6000, 7000, 8000, 9000	2014-19
M 800, 1100, 1100 TURBO	2012-13
M SERIES	2005-11
RIOT 6000, 8000	2020-21
XF 6000, 7000, 8000, 9000	2014-19
XF 800, 1100, 1100 TURBO	2012-13
ZR 4000, 5000, 6000, 7000, 8000,9000	2014-21

SPX A-ARM ICE SCRATCHER BRACKET

Total Length: 65.1mm, Width :48.35mm,
Thickness: 30.35mm, Bolt M8 X 31.68mm,
Pitch 1.25, Washer O.D. :14.89mm, I.D. :8.2mm, H:1mm.
Material: Aluminium
Fits Lower A-Arm at Tube O.D. 25 TO 29mm.

Sold Each

Part No.	Code	Keyword
030-1020	B	17



TERMS & INDEX
NEW
HELMETS
HELMET ACCESSORIES
APPAREL
ACCESSORIES
TRACKS & SUSPENSION
STEERING
TRANS MISSION
PLOW & WINCH
WIND SHIELDS
BRAKES & CARB.
ENGINE PARTS
ELECTRICAL
TRAILER
CHEMICALS
TECH & TOOLS
P.O.P

ACS FLEXIBLE ICE SCRATCHER

The ACS Flexible Ice Scratcher is cutting edge with a design that allows the snowmobiler to reverse without snapping it. It has a replaceable carbide tip. It is easily bolted on and combines superb durability and universal fit for a great value.

- Reversible - made from an aggregate polymer RMDS material that is both incredibly strong and extremely flexible allowing you to go forward or in reverse. No more breaking your scratchers.
- Replaceable Tips - allows you to easily replace your Ice Scratchers' tips at a minimum cost.
- Universal – Quick and easy installation on virtually any snowmobile.



Part No.	Description	Code	Keyword
030-1050	Ice Scratcher	C	17
030-1051	Replacement Tip	C	17

STEEL RIVETS



Priced Each. Min Order Quantity 100

Part No.	Min Qty	Type	Diameter	Length	Flange	Code	Keyword
090-2005	100	056F	5/32"	3/8"	5/16"	C	16

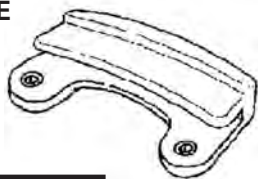


TRACK RUNNER SLIDE

YAMAHA™

Part No.	Code	Keyword
033-0001	B	27

Yamaha™ # 8E3-47422-00-00

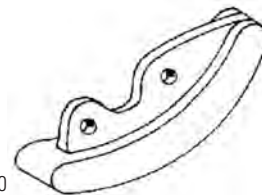


Model	Year
Yamaha™	
TL 433	1975
GP 433	1975/77-78
PR 440	1976-77
STX,340,440	1976/78-79
GS 340	1977-78
STX,340,440	1977
EX 440	1977-81
ET 340	1978/89/91
EC 340	1981-84
BR 250	1985-88/91/93

YAMAHA™

Part No.	Code	Keyword
033-0002	B	27

Yamaha™ # 8F3-47422-00-00 / 8F3-47422-01-00



Model	Year
Yamaha™	
ET 250, 300, 340	1977-88
BR 250	1982-98
PZ 480	1984-89
EC 340	1985-88
XL 540	1985-90
EX 570	1987-90
CS 340	1989-98

HEAT EXCHANGERS AND TUNNEL PROTECTORS

UNIVERSAL

1" Tunnel Protector HyFax
Length: 55"
Sold Each



Extra long

Part No.	Code	Keyword
020-1005	B	16B

SKI-DOO™

Standard Hy-Fax 1"
Priced Each.



Part No.	Code	Keyword
022-1000	B	16B

SKI-DOO™

08 S/D Hy-Fax
0.50 1"
Priced Each.



FITS NEW YAMAHA™
SIDEWINDER &
ARCTIC CAT™ THUNDER CAT

Part No.	Code	Keyword
022-1008	B	16B

POLARIS™

3/4" Std. Tunnel Protector Aluminum
Length: 57"
Sold Each



Part No.	Code	Keyword
024-1000	B	16B

YAMAHA™

3/4" Std. Tunnel Protector Aluminum
Length: 51"
Sold Each

Part No.	Code	Keyword
024-1000	B	16B





Length	Profile	Colour	Part No.	Code	Keyword
Arctic Cat™					
56"	10	black	031-4000*	B	27
66"	10	black	031-4010*	B	27
49"	10	black	031-1110	B	27
53.75"	10	neon green	031-1323	B	27
53.75"	10	graphite	031-1350	B	27
53.75"	10	black	031-1310	B	27
64"	10	black	031-1220	B	27
64"	10	neon green	031-1223	B	27
64"	10	graphite	031-1250	B	27
66"	10	black	031-1210	B	27
66"	10	black	031-1510	B	27

* = SPX



Arctic Cat™/Yamaha™
1985-2016

Length	Profile	Colour	Part No.	Code	Keyword
Polaris™					
66"	23	black	034-5020*	B	27
56"	15	black	034-5000*	B	27
66"	15	black	034-5010*	B	27
54"	15	red	034-1501	B	27
54"	15	graphite	034-1550	B	27
54"	15	black	034-1510	B	27
56"	26	black	034-5030	B	27
57"	15	natural	034-1509	B	27
57"	23	blue	034-4102	B	27
57"	23	graphite	034-4150	B	27
57"	23	black	034-4010	B	27
66"	23	natural	034-4209	B	27
66"	23	graphite	034-4250	B	27
66"	23	black	034-4210	B	27
57"	12	black	034-1610	B	27
69"	24	black	034-4310	B	27

* = SPX

Length	Profile	Colour	Part No.	Code	Keyword
BRP™/Ski-Doo™					
56"	1	black	032-4000*	B	27
52"	21	black	032-4010*	B	27
56"	21	black	032-4020*	B	27
70"	21	black	032-4030*	B	27
56"	26	black	032-4040*	B	27
66"	26	black	032-4050*	B	27
37"	J13	black	032-5200	B	27
47"	1	graphite	032-5050	B	27
47"	1	black	032-5000	B	27
55"	1	yellow	032-5107	B	27
55"	1	graphite	032-5150	B	27
55"	1	black	032-5100	B	27
55"	26	graphite	032-5750	B	27
55"	26	yellow	032-5707	B	27
55"	26	black	032-5700	B	27
62"	26	black	032-5720	B	27
51.5"	21	red	032-5401	B	27
51.5"	21	yellow	032-5407	B	27
51.5"	21	graphite	032-5450	B	27
51.5"	21	black	032-5400	B	27
55"	21	yellow	032-5507	B	27
55"	21	graphite	032-5550	B	27
55"	21	black	032-5500	B	27

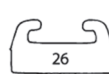
* = SPX



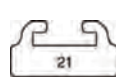
BRP™
1985-91
Citation LS



BRP™
1974-1995



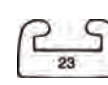
BRP™
2005-16
SC5
R-Motion
T-Motion



BRP™
1995-2005
SC10
SC3
SC4



Polaris™
1983-2000
XTRA 10 & 12



Polaris™
1993-2008
Edge, GenII RMK



Polaris™/Yamaha™
2001-16
IQ, RMK

Length	Profile	Colour	Part No.	Code	Keyword
Yamaha™					
56"	12	black	033-4000*	B	27
66"	25	black	033-4010*	B	27
41.42"	12	black	033-1100	B	27
47"	12	black	033-1000	B	27
34.375"	13	black	033-1200	B	27
52"	16	red	033-1401	B	27
52"	16	graphite	033-1450	B	27
52"	16	black	033-1400	B	27
55"	12	graphite	033-1550	B	27
55"	12	black	033-1500	B	27
50"	20	red	033-1601	B	27
50"	20	graphite	033-1650	B	27
50"	20	black	033-1600	B	27
57.6"	20	black	033-1610	B	27
56.9"	25	blue	033-1702	B	27
56.9"	25	black	033-1710	B	27
56.9"	25	graphite	033-1750	B	27
62"	25	black	033-1720	B	27
62"	25	white	033-1709	B	27

* = SPX



Yamaha™
1976-91



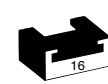
Yamaha™
1996-03



Yamaha™
2005-14
RXI, Apex,
Attack, Nytro



Yamaha™
1977-93
Bravo, Enticer,
Sno Scoot



Yamaha™
1988-99



Arctic Cat™/Yamaha™
2014-16
SR Viper

Wear indicator line

• Easy to inspect
• No drilling to check thickness

SPX Only

GARLAND & SPX SLIDERS

CODE = B

KEYWORD = 27



ARCTIC CAT™
SOLD INDIVIDUALLY



Arctic Cat™

Model	Year	Track Length	Slide Length	Profile	SPX Black	GARLAND Black	GARLAND Graphite	GARLAND Flo Green
Arctic Cat™								
4-Stroke Touring	2002-03	136	53 3/4	10	031-4000	031-1310	031-1350	031-1323
4-Stroke Trail	2002-03	121	47	10	031-4000	031-1110		
Bearcat 340/440 I	95-2000	136	53 3/4	10	031-4000	031-1310	031-1350	031-1323
Bearcat 440 II/550/570/Widetrack/Z1	95-2014	156	53 3/4	10	031-4000	031-1310	031-1350	031-1323
Cheetah	86-88	156	62 1/4	10	031-4010	031-1210	031-1250	031-1223
Cheetah Touring	88-90	156	62 1/4	10	031-4010	031-1210	031-1250	031-1223
Cheetah Touring (front)	91-92	156	53 3/4	10	031-4000	031-1310	031-1350	031-1323
Cheetah 440/550 (front)	93-94	156	53 3/4	10	031-4000	031-1310	031-1350	031-1323
Cheetah 340	94	131	53 3/4	10	031-4000	031-1310	031-1350	031-1323
Cougar	85-86	121	47	10	031-4000	031-1110		
Cougar	87-98	121	47	10	031-4000	031-1110		
Cougar MC/2-UP	93-98	136	53 3/4	10	031-4000	031-1310	031-1350	031-1323
Crossfire	2006-08	136	53 3/4	10	031-4000	031-1310	031-1350	031-1323
Crossfire	2009-11	141	62 1/4	10	031-4010	031-1510	031-1250	031-1223
Crossfire R	2009-11	128	47	10	031-4000	031-1510	031-1250	031-1223
CF 6/8/8 SNO PRO	2010-2011			10	031-4000	031-1310	031-1350	031-1323
CFR 8/1000	2010-2011			10	031-4000	031-1310	031-1350	031-1323
El Tigre	78-86	116/121	47	10	031-4000	031-1310	031-1350	031-1323
El Tigre / EXT	87-91	121	47	10	031-4000	031-1310	031-1350	031-1323
EXT	92-98	121	47	10	031-4000	031-1310	031-1350	031-1323
EXT MC	92-96	136	53 3/4	10	031-4000	031-1310	031-1350	031-1323
Firecat	2003-06	128	47	10	031-4000	031-1510	031-1250	031-1223
Firecat EXT	2004-06	144	62 1/4	10	031-4010	031-1510	031-1250	031-1223
F Series	2007-13	128	47	10	031-4000	031-1510	031-1250	031-1223
F8 EXT	2011	136	53 3/4	10	031-4000	031-1310	031-1350	031-1323
Jag	85-86	116	47	10	031-4000	031-1110		
Jag	87-99	116/121	47	10	031-4000	031-1110		
Jag AFS LT (front)	90-93	156	53 3/4	10	031-4000	031-1310	031-1350	031-1323
Jag MC	90-91	131	53 3/4	10	031-4000	031-1310	031-1350	031-1323
Jag Super	87-90	156	62 1/4	10	031-4010	031-1210	031-1250	031-1223
Jag Super (front)	91-92	156	53 3/4	10	031-4000	031-1310	031-1350	031-1323
Jaguar Z1	2007-08	121/128	47	10	031-4000	031-1510	031-1250	031-1223
King Cat	2005-06	162	62 1/4	10	031-4010	031-1210	031-1250	031-1223
Lynx	91-93	116	47	10	031-4000	031-1110		
Lynx MC	92-93	131	53 3/4	10	031-4000	031-1310	031-1350	031-1323
M Series	2005-16	141-162	62 1/4	10	031-4010	031-1210	031-1250	031-1223
Mountain Cat	2001-04	136	53 3/4	10	031-4000	031-1310	031-1350	031-1323
Mountain Cat	2001-04	144	62 1/4	10	031-4010	031-1210	031-1250	031-1223
Mountain Cat	2001-04	151	62 1/4	10	031-4010	031-1210	031-1250	031-1223
Mountain Cat	2003-04	159	62 1/4	10	031-4010	031-1210	031-1250	031-1223
Pantera	76-86	121	47	10	031-4000	031-1110		
Pantera	87-91	121	47	10	031-4000	031-1110		
Pantera	92-2005	136	53 3/4	10	031-4000	031-1310	031-1350	031-1323
Panther	79-86	121/126	47	10	031-4000	031-1110		
Panther	87-91	121	47	10	031-4000	031-1110		
Panther	92-2008	136	53 3/4	10	031-4000	031-1310	031-1350	031-1323
Powder Special/Extreme	96-2000	136	53 3/4	10	031-4000	031-1310	031-1350	031-1323
Prowler	90-94	121	47	10	031-4000	031-1110		
Prowler MC/2-UP	90-95	136	53 3/4	10	031-4000	031-1310	031-1350	031-1323
Puma	94-97	121	47	10	031-4000	031-1110		
Puma 2-UP	95-97	136	53 3/4	10	031-4000	031-1310	031-1350	031-1323
Sabercat	2004-06	128/129	47	10	031-4000	031-1310	031-1350	031-1323
Sabercat EXT	2004-06	144	62 1/4	10	031-4010	031-1210	031-1250	031-1223
Sno Pro	2002-15	128	47	10	031-4000	031-1510	031-1250	031-1223
T660 / ST / Trail / Turbo	2004-07	121	47	10	031-4000	031-1510	031-1250	031-1223
T660 Touring / Turbo Touring	2004-08	136	53 3/4	10	031-4000	031-1310	031-1350	031-1323
TZ1 / T570 / T500 Touring	2008-14	144	62 1/4	10	031-4010	031-1510	031-1250	031-1223
Thundercat	93-2002	121	47	10	031-4000	031-1310	031-1350	031-1323
Thundercat MC	94-2000	136	53 3/4	10	031-4000	031-1310	031-1350	031-1323
Triple Touring	99-2001	136	53 3/4	10	031-4000	031-1310	031-1350	031-1323
Wildcat	88-96	121	47	10	031-4000	031-1310	031-1350	031-1323
Wildcat MC/Touring	92-96	136	53 3/4	10	031-4000	031-1310	031-1350	031-1323
Z/ZL/ZR/ZRT	93-2007	121	47	10	031-4000	031-1310	031-1350	031-1323
Z1	2009-11	128	47	10	031-4000	031-1310	031-1350	031-1323
Trail Cat	79-81	116	47	10	031-4000	031-1310	031-1350	031-1323
Wildcat	88-96	121	47	10	031-4000	031-1310	031-1350	031-1323
Wildcat MC/Touring	92-96	136	53 3/4	10	031-4000	031-1310	031-1350	031-1323
XF Series	2012-18	136	53 3/4	10	031-4000	031-1310	031-1350	031-1323
Z/ZL/ZR/ZRT	93-07	121	47	10	031-4000	031-1310	031-1350	031-1323
ZR Series	2014-18		53 3/4	10	031-4000	031-1310	031-1350	031-1323

SOME APPLICATIONS WILL REQUIRE THAT LENGTH BE TRIMMED TO CORRECT LENGTH

GARLAND & SPX SLIDERS

CODE = B

KEYWORD = 27



BRP™ / SKI-DOO™
SOLD INDIVIDUALLY



Model	Year	Track Length	Slide Length	Profile	SPX Black	GARLAND Black	GARLAND Graphite	GARLAND Red	GARLAND Yellow
BRP™ / Ski-Doo™									
Alpine II (front)	88-94	139	52	1	032-4000	032-5100	032-5150		032-5107
Alpine II (front)	95	139	55	1	032-4000	032-5100	032-5150		032-5107
Alpine II (rear)	88-95	139	11 3/4	1	032-4000				
Blizzard	78-83	114	47	1	032-4000	032-5000	032-5050		
Cheyenne (front)	89-91	139	52	1	032-4000	032-5100	032-5150		032-5107
Cheyenne (rear)	89-91	139	11 3/4	1	032-4000				
Citation	78-84	106/114	47	1	032-4000	032-5000	032-5050		
Citation LS	85-91		37	J13		032-5200			
Elan	74-75	120	36			NA			
Elan	78	120	47	1	032-4000	032-5000	032-5050		
Elite	78-82	120	47	1	032-4000	032-5000	032-5050		
Elite	2004-05	136	51 1/2	21	032-4010	032-5400	032-5450	032-5401	032-5407
Escapade	87-89	124	47	1	032-4000	032-5000	032-5050		
Everest	74-83	124	47	1	032-4000	032-5000	032-5050		
Expedition Sport	2005-08	136	51 1/2	21	032-4010	032-5400	032-5450	032-5401	032-5407
EXPEDITION SPORT	2011-18	154	59	26	032-4050	032-5720			
Expedition TUV	2005-10	156	65	21	032-4030				
Formula	86-94	114/121	47	1	032-4000	032-5000	032-5050		
Formula LT/XTC	90-94	139	51 1/2	1	032-4000	032-5100	032-5150		032-5107
Formula (exc. below)	95	121	47	1	032-4000	032-5000	032-5050		
Formula S/SL/SLS	95	121	44	21	032-4010	032-5400	032-5450	032-5401	032-5407
Formula LT	95	136	52	1	032-4000	032-5100	032-5150		032-5107
Formula (exc. below)	96-2001	121	51.5	21	032-4010	032-5400	032-5450	032-5401	032-5407
Formula III	96	121	47	1	032-4000	032-5000	032-5050		
Formula III LT	96	136	51.5	1	032-4000	032-5100	032-5150		032-5107
Formula STX LT	96	136	53 3/4	21	032-4020	032-5500	032-5550		032-5507
Formula LT	97-98	136	53 3/4	21	032-4020	032-5500	032-5550		032-5507
Freeride 800R	2012-18	137	49	26	032-4040	032-5700	032-5750		032-5707
Freeride 800R	2012-18	146	50	26	032-4040	032-5700	032-5750		032-5707
Freeride 800R	2012-18	154	55	26	032-4040	032-5700	032-5750		032-5707
Freestyle	2006-08	121	49	26	032-4040	032-5700	032-5750		032-5707
Freestyle Backcountry	2007-09	136	53 3/4	21	032-4020	032-5500	032-5550		032-5507
Grand Luxe	85-86	121	47	1	032-4000	032-5000	032-5050		
Grand Touring	94-95	136	52	1	032-4000	032-5100	032-5150		032-5107
Grand Touring 500/580	96	136	53 3/4	21	032-4020	032-5500	032-5550		032-5507
Grand Touring 670	96	136	52	1	032-4000	032-5100	032-5150		032-5107
Grand Touring	97-2003	136	53 3/4	21	032-4020	032-5500	032-5550		032-5507
GRAND TOURING SPORT	2010-2018	137	49	26	032-4040	032-5700	032-5750		032-5707
550F/600/600ACE									
GRAND TOURING LE/SE	2011-2018	137	49	26	032-4040	032-5700	032-5750		032-5707
GSX	2004-05	121	44	21	032-4010	032-5400	032-5450	032-5401	032-5407
GSX	2006-14	120-121	49	26	032-4040	032-5700	032-5750		032-5707
GSX SE	2011-15	137	49	26	032-4040	032-5700	032-5750		032-5707
GTX	2005	136	53 3/4	21	032-4020	032-5500	032-5550		032-5507
GTX (exc. Fan)	2006-09	136	49	26	032-4040	032-5700	032-5750		032-5707
GTX Fan	2006-09	136	53 3/4	21	032-4020	032-5500	032-5550		032-5507
Legend	2002-05	121	44	21	032-4010	032-5400	032-5450	032-5401	032-5407
Legend GT	2004-05	136	53 3/4	21	032-4020	032-5500	032-5550		032-5507
Legend V-800 Trail	2007	121	49	26	032-4040	032-5700	032-5750		032-5707
Legend V-800 Touring	2007-09	136	53 3/4	21	032-4020	032-5500	032-5550		032-5507
Mach 1/Mach Z	93-96	121	47	1	032-4000	032-5000	032-5050		
Mach 1/Mach Z	97-2003	121	44	21	032-4010	032-5400	032-5450	032-5401	032-5407
Mach Z	2005-07	121	49	26	032-4040	032-5700	032-5750		032-5707
Mach Z LT	96	136	51 1/2	1	032-4000	032-5100	032-5150		032-5107
Mach Z LT	97-98	136	53 3/4	21	032-4020	032-5500	032-5550		032-5507
MX / MX Z	93-95	121	47	1	032-4000	032-5000	032-5050		
MX Z (Inc. REV)	96-2004	121	44	21	032-4010	032-5400	032-5450	032-5401	032-5407
MX Z (exc. X)	2005	121	44	21	032-4010	032-5400	032-5450	032-5401	032-5407
MX Z X	2005-18	120-129	49	26	032-4040	032-5700	032-5750		032-5707
MX Z / MXZ TNT	2006-18	120-129	49	26	032-4040	032-5700	032-5750		032-5707
MX Z XRS 600	2010-2018	120-129	39	26	032-4040	032-5700	032-5750		032-5707
MX Z XRS 800R	2010-2018	120-129	39	26	032-4040	032-5700	032-5750		032-5707
MX Z Adrenaline	2008-10	120-121	39-42	26	032-4040	032-5700	032-5750		032-5707
MX Z SPORT 550/600	2010-18	120	39	26	032-4040	032-5700	032-5750		032-5707
MX Z Renegade (Inc. REV)	2002-05	136	53 3/4	21	032-4020	032-5500	032-5550		032-5507
MX Z Renegade	2006-18	136-137	49	26	032-4040	032-5700	032-5750		032-5707
Nordik	81-83	124	47	1	032-4000	032-5000	032-5050		
Nordik	89-91	124	52	1	032-4000	032-5100	032-5150		032-5107

SOME APPLICATIONS WILL REQUIRE THAT LENGTH BE TRIMMED TO CORRECT LENGTH

TERMS & INDEX

NEW

HELMETS

HELMET ACCESSORIES

APPAREL

ACCESSORIES

TRACKS & SUSPENSION

STEERING

TRANS MISSION

PLOW & WINCH

WIND SHIELDS

BRAKES & CARB.

ENGINE PARTS

ELECTRICAL

TRAILER

CHEMICALS

TECH & TOOLS

P.O.P

GARLAND & SPX SLIDERS

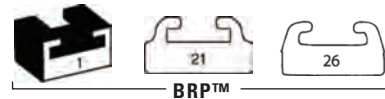
CODE = B

KEYWORD = 27

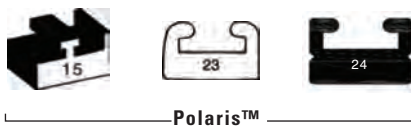


BRP™

SOLD INDIVIDUALLY



Model	Year	Track Length	Slide Length	Profile	SPX Black	GARLAND Black	GARLAND Graphite	GARLAND Red	GARLAND Yellow
BRP™ / Ski-Doo™									
Olympic	1973-1974	114	36			NA			
Olympic	1975-1979	120	47	1	032-4000	032-5000	032-5050		
RV	1977-1979	114	47	1	032-4000	032-5000	032-5050		
RENEGADE SPORT 550F/600ACE	2010-2018	137	59	26	032-4050	032-5720			
RENEGADE X/BC/BCX/ADRENALINE/SP	2010-2018	137	49	26	032-4040	032-5720			
Safari 377/447	1984-1988	114/124	47	1	032-4000	032-5000	032-5050		
Safari 503	1988	139	52	1	032-4000	032-5100	032-5150		032-5107
Safari 503R (front)	1988	139	52	1	032-4000	032-5100	032-5150		032-5107
Safari 503R (rear)	1988	139	11 3/4	1	032-4000				
Safari L/LE, LC/LCE, LX/LXE, GLX	90-92	124	52	1	032-4000	032-5100	032-5150		032-5107
Safari Deluxe/Rally/L	93-94	124	52	1	032-4000	032-5100	032-5150		032-5107
Saga	1989	114	47	1	032-4000	032-5000	032-5050		
Scout	89-92	114	47	1	032-4000	032-5000	032-5050		
Skandic/R	82-87	139	55	1	032-4000	032-5100	032-5150		032-5107
Skandic 503	1987	139	51 1/2	1	032-4000	032-5100	032-5150		032-5107
Skandic II/R	1992	139	51 1/2	1	032-4000	032-5100	032-5150		032-5107
Skandic II/R	1993-94	139	65	1					
Skandic SLT	1993-94	156	65	1					
Skandic 380/500	1995-2000	136	53 3/4	21	032-4020	032-5500	032-5550		032-5507
Skandic LT/WT/SWT	1996-2012	156	65	21					
Skandic LT/WT/SWT	2013-18	154	59	26	032-4050	032-5720			
Skandic Sport	2003-04	136	53 3/4	21	032-4020	032-5500	032-5550		032-5507
Skandic SUV	2003-11	156	65	21					
Skandic Tundra	2003-05	139	55	1	032-4000	032-5100	032-5150		032-5107
Skandic Tundra	2006-11	136	53 3/4	21		032-5500	032-5550		032-5507
Skandic Tundra LT	2008-13	154	59	26	032-4020	032-5720			
SS-25	84	121	47	1	032-4000	032-5000	032-5050		
Stratos	87-88	114	47	1	032-4000	032-5000	032-5050		
Summit	94-95	136	51 1/2	1	032-4000	032-5100	032-5150		032-5107
Summit	96-2007	136	53 3/4	21	032-4020	032-5500	032-5550		032-5507
Summit (inc. REV,RT)	99-2007	144-162	65	21					
Summit REV 550F	2008-09	136	53 3/4	21	032-4020	032-5500	032-5550		032-5507
Summit REV 600	2008	144	65	21					
Summit REV XP/XM	2008-18	146-163	59	26	032-4050	032-5720			
TNT	74-78	114/124	47	1	032-4000	032-5000	032-5050		
Touring E	95-97	121	44	21	032-4010	032-5400	032-5450	032-5401	032-5407
Touring E-LT/LE/SLE	95-2000	136	53 3/4	21	032-4020	032-5500	032-5550		032-5507
Touring 380/500	2000-01	136	53 3/4	21	032-4020	032-5500	032-5550		032-5507
Tundra	85-92	124	47	1	032-4000	032-5000	032-5050		
Tundra LT	85-92	139	55	1	032-4000	032-5100	032-5150		032-5107
Tundra II	93-95	124	47	1	032-4000	032-5000	032-5050		
Tundra II LT/Tundra R	93-2002	139	55	1	032-4000	032-5100	032-5150		032-5107
Voyager	89	114	47	1	032-4000	032-5000	032-5050		



Polaris™

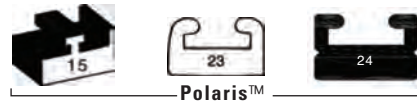
SOLD INDIVIDUALLY

Model	Year	Track Length	Slide Length	Profile	SPX Black	GARLAND Black	GARLAND Graphite	GARLAND Red	GARLAND White	GARLAND Blue
Polaris™										
Indy w/ std./XTRA-10-12 susp.	83-98	121	47	15	034-5000	034-1510	034-1550	034-1501	034-1509	
Evolved w/ std./XTRA-10-12 susp.	94-98	121	47	15	034-5000	034-1510	034-1550	034-1501	034-1509	
GEN II w/ XTRA-10-12 susp.	99-2003	121	47	15	034-5000	034-1510	034-1550	034-1501	034-1509	
GEN II RMK/SKS w/ XTRA-Lite susp.	2000-03	136	56	23	034-5020	034-4010	034-4150		034-4209	034-4102
GEN II RMK w/ XTRA-Lite susp.	2001	144-151	66	23	034-5020	034-4210	034-4250		034-4209	
Edge w/ Edge or M-10 susp.	2000-08	121	47	23		034-4010	034-4150		034-4209	034-4102
Edge RMK/SKS	2002-09	136-159	66	24		034-4310				
Pro-X	2001-04	121	45	24		034-4310				
IQ Chassis	2005-15	121	45	24		034-4310				
IQ Chassis	2005-15	128-159	66	24		034-4310				
IQ RMK	2005-15	163-166	74	24		034-4310				
Centurion	79-82	121	47	15	034-5000	034-1510	034-1550	034-1501	034-1509	
Classic	95-2001	121	47	15	034-5000	034-1510	034-1550	034-1501	034-1509	
Classic	2002-05	121	47	23		034-4010	034-4150		034-4209	034-4102
Classic 340/550/500/600	2006	121	47	23		034-4010	034-4150		034-4209	034-4102
Classic 700/FS/FST (M-10)	2006	128	66	24		034-4310				
Classic Touring 500/600	97-2003	133.5	55 1/4	15	034-5000	034-1610			034-1509	
Classic Touring 700	2003	136	56	23	034-5020	034-4010	034-4150		034-4209	034-4102

SOME APPLICATIONS WILL REQUIRE THAT LENGTH BE TRIMMED TO CORRECT LENGTH



POLARIS™
SOLD INDIVIDUALLY



Model	Year	Track Length	Slide Length	Profile	SPX Black	GARLAND Black	GARLAND Graphite	GARLAND Red	GARLAND White	GARLAND Blue
Polaris™										
Cutlass/Sport/SS	81-84	110	47	15	034-5000	034-1510	034-1550	034-1501	034-1509	
Cutlass LT	83	133.5	55 1/4	15	034-5000	034-1610			034-1509	
Dragon	2007	121	45	24		034-4310				
Dragon RMK	2007	155	66	24		034-4310				
Edge (inc. M-10)	99-2008	121	47	23		034-4010	034-4150		034-4209	034-4102
Edge Touring	2004-08	136	66	24		034-4310				
Frontier Classic	2003-04	121	47	23		034-4010	034-4150		034-4209	034-4102
Frontier Touring	2002-05	136	66	24		034-4310				
Fusion (exc. M-10)	2005-06	121	45	24		034-4310				
Fusion M-10	2006	128	66	24		034-4310				
Galaxy (rubber track)	80-81	121	47	15	034-5000	034-1510	034-1550	034-1501	034-1509	
Gemini	83	121	47	15	034-5000	034-1510	034-1550	034-1501	034-1509	
Indy 340/Deluxe/Edge	99-2006	121	47	23		034-4010	034-4150		034-4209	034-4102
Indy 340 Touring	99-2003	133.5	56	23	034-5020	034-4010	034-4150		034-4209	034-4102
Indy 400	84-93	121	47	15	034-5000	034-1510	034-1550	034-1501	034-1509	
Indy 440	94-98	121	47	15	034-5000	034-1510	034-1550	034-1501	034-1509	
Indy 500	81-2000	121	47	15	034-5000	034-1510	034-1550	034-1501	034-1509	
Indy 500	2001-06	121	47	23		034-4010	034-4150		034-4209	034-4102
Indy 600	83-87	121	47	15	034-5000	034-1510	034-1550	034-1501	034-1509	
Indy 650	88-92	121	47	15	034-5000	034-1510	034-1550	034-1501	034-1509	
Indy 800 LE	2001	121	47	23		034-4010	034-4150		034-4209	034-4102
INDY 550 VOYAGER/LXT/ADVENTURE	2014-16	144	65	24	034-5030	034-4310				
INDY 600/SP/ES/VOYAGER	2013-15	121	47	24	034-5030	034-4310				
INDY 800 SP	2014-15	121	47	24		034-4310				
IQ 440/600	2005-08	121	47	24		034-4310				
IQ	2007-17	121	45	24		034-4310				
IQ LX (M-10)	2007-15	128	66	24		034-4310				
IQ Touring/LXT	2006-15	136	66	24		034-4310				
IQ Shift/Racer	2008-12	121	45	24		034-4310				
Lite	91-96	121	47	15	034-5000	034-1510	034-1550	034-1501	034-1509	
Lite	97-98	121	47	23		034-4010	034-4150		034-4209	034-4102
Lite GT	92-97	133.5	55 1/4	15	034-5000	034-1610			034-1509	
Lite Touring	98	133.5	56	23	034-5020	034-4010	034-4150		034-4209	034-4102
Longtrack	83-89	148	55 1/4	15	034-5000	034-1610			034-1509	
Pro-X	2001-04	121	45	24		034-4310				
RMK (exc. 99 Trail)	97-99	133.5-136	55 1/4	15	034-5000	034-1610			034-1509	
RMK Trail	99	136	56	23	034-5020	034-4010	034-4150		034-4209	034-4102
RMK	2000-01	136	56	23	034-5020	034-4010	034-4150		034-4209	034-4102
RMK	2001	144-151	66	23	034-5020	034-4210	034-4250		034-4209	
RMK (exc. 500 & Trail)	2002-03	136-159	66	24		034-4310				
RMK 500/Trail	2002-03	136	56	23	034-5020	034-4010	034-4150		034-4209	034-4102
RMK	2004-14	136-159	66	24		034-4310				
RMK	2005-09	163-166	74	24		034-4310				
RMK 800 Assault	2009-14	136-159	66	24		034-4310				
RXL	90-94	121	47	15	034-5000	034-1510	034-1550	034-1501	034-1509	
RXL SKS	95	136	53 1/2	15	034-5000	034-1510	034-1550	034-1501	034-1509	
RXL	96-97	121	47	15	034-5000	034-1510	034-1550	034-1501	034-1509	
RUSH/ES/RETRO/PRO-R/LX	2011-15			24		034-4310				
SS	81-86	110/120	47	15	034-5000	034-1510	034-1550	034-1501	034-1509	
SKS (exc. 93-95 Storm)	89-97	133.5-136	55 1/4	15	034-5000	034-1610			034-1509	
SKS	99-2002	136	55 1/4	15	034-5000	034-1610			034-1509	
SKS	2003-04	144	66	24		034-4310				
Sport	85-96	121	47	15	034-5000	034-1510	034-1550	034-1501	034-1509	
Sport	97-99	121	47	23		034-4010	034-4150		034-4209	034-4102
Sport GT	89-92	141	55 1/4	15	034-5000	034-1610			034-1509	
Sport Touring	95-97	133.5	55 1/4	15	034-5000	034-1610			034-1509	
Sport Touring	98-99	133.5	56	23	034-5020	034-4010	034-4150		034-4209	034-4102
Sport Touring	2000-03	136	55 1/4	15	034-5000	034-1610			034-1509	
Sport Touring	2004	136	66	24		034-4310				
Sprint/ES	86-90	120	47	15	034-5000	034-1510	034-1550	034-1501	034-1509	
Star/SS	83-90	110	47	15	034-5000	034-1510	034-1550	034-1501	034-1509	
Star LT	83-90	148	55 1/4	15	034-5000	034-1610			034-1509	
Starlite GT	90-95	116-121	47	15	034-5000	034-1510	034-1550	034-1501	034-1509	
Starlite GT	93-94	133.5	55 1/4	15	034-5000	034-1610			034-1509	
Startrak	87-92	133.5	55 1/4	15	034-5000	034-1610			034-1509	
Storm/SKS	93-95	121-133.5	53 1/2	23	034-5020	034-4010	034-4150		034-4209	034-4102
Storm	96-98	121	47	15	034-5000	034-1510	034-1550	034-1501	034-1509	
Super Sport	94-2000	121	47	15	034-5000	034-1510	034-1550	034-1501	034-1509	

SOME APPLICATIONS WILL REQUIRE THAT LENGTH BE TRIMMED TO CORRECT LENGTH

TERMS & INDEX

NEW

HELMETS

HELMET ACCESSORIES

APPAREL

ACCESSORIES

TRACKS & SUSPENSION

STEERING

TRANS MISSION

PLOW & WINCH

WIND SHIELDS

BRAKES & CARB.

ENGINE PARTS

ELECTRICAL

TRAILER

CHEMICALS

TECH & TOOLS

P.O.P

GARLAND & SPX SLIDERS

CODE = B

KEYWORD = 27

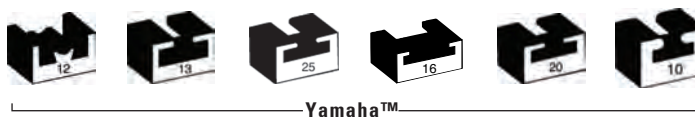


POLARIS™

SOLD INDIVIDUALLY



Model	Year	Track Length	Slide Length	Profile	SPX Black	GARLAND Black	GARLAND Graphite	GARLAND Red	GARLAND White	GARLAND Blue
Polaris™										
Super Sport	2001-08	121	47	23		034-4010	034-4150		034-4209	034-4102
Supertrak	89-92	156	55 1/4	15	034-5000	034-1610			034-1509	
Switchback/PRO-R/ADVENTURE	2004-17	136-144	66	24		034-4310				
Touring	95-2000	133.5	55 1/4	15	034-5000	034-1610			034-1509	
Trail Touring	83-99	121	47	15	034-5000	034-1510	034-1550	034-1501	034-1509	
Trail Touring	97-2003	133.5	55 1/4	15	034-5000	034-1610			034-1509	
Trail Touring	2004-11	136	66	24		034-4310				
Transport	96-99	141	55 1/4	15	034-5000	034-1610			034-1509	
Transport	2008-09	136	66	24		034-4310				
Triumph	2000	121	47	15	034-5000	034-1510	034-1550	034-1501	034-1509	
Turbo IQ/Dragon Turbo	2008-12	121	45	24		034-4310				
TX	80	122	47	15	034-5000	034-1510	034-1550	034-1501	034-1509	
TX-C	79-82	121	47	15	034-5000	034-1510	034-1550	034-1501	034-1509	
TX-L	79-82	121	47	15	034-5000	034-1510	034-1550	034-1501	034-1509	
Ultra	96-98	121	47	15	034-5000	034-1510	034-1550	034-1501	034-1509	
Ultra Touring	97-98	133.5	55 1/4	15	034-5000	034-1610			034-1509	
Widetrak/LX	90-2008	156	55 1/4	15	034-5000	034-1610			034-1509	
Widetrak IQ	2009-11	156	66	24		034-4310				
XC	92-2000	121	47	15	034-5000	034-1510	034-1550	034-1501	034-1509	
XC	2001-06	121	47	23	034-5020	034-4010	034-4150		034-4209	034-4102
XCF	97-99	121	47	15	034-5000	034-1510	034-1550	034-1501	034-1509	
XCF (exc. SP)	2000-01	121	47	23	034-5020	034-4010	034-4150		034-4209	034-4102
XCF SP	2001	121	45	24		034-4310				
XCR (EXC. 99-2000 440)	95-2003	121	47	15	034-5000	034-1510	034-1550	034-1501	034-1509	
XCR 440	99-2000	121	47	23	034-5020	034-4010	034-4150		034-4209	034-4102
XLT (exc. 95 sp.)	93-99	121	47	15	034-5000	034-1510	034-1550	034-1501	034-1509	
XLT Special	95	121	53 1/2	15	034-5000	034-1510	034-1550	034-1501	034-1509	
XLT Touring	95-99	133.5	55 1/4	15	034-5000	034-1610			034-1509	



YAMAHA™

SOLD INDIVIDUALLY

Model	Year	Track Length	Slide Length	Profile	SPX Black	GARLAND Black	GARLAND Graphite	GARLAND Red	GARLAND Blue	GARLAND White
Yamaha™										
Apex/ Apex GT	2006-13	121	43	25		033-1710	033-1750		033-1702	033-1709
Apex Mtn. / MTX	2006-10	162	62	25	033-4010	033-1720				033-1709
Apex LTX	2008-10	136	62	25	033-4010	033-1720				033-1709
APEX RX/RTX	2006-11	121	43	25		033-1710	033-1750		033-1702	033-1709
APEX XTX	2011-18	144	56	25		033-1720	033-1750		033-1702	033-1709
Attak	2006-07	136	62	25	033-4010	033-1720			033-1702	033-1709
Bravo	82-93	93/102	35	13		033-1200				
Bravo T/TR/LT	87-2011	144	55	12	033-4000	033-1500	033-1550			
Enticer 250/300	77-84	102	41	13		033-1100				
Enticer 340	79-88	108	47 3/8	12	033-4000	033-1000				
Enticer 340T, 400T/TR	82-90	136	55	12	033-4000	033-1500	033-1550			
Enticer II	92-95	136	52	16		033-1400	033-1450	033-1401		
Excel V,II,III	79-88	108	47 3/8	12	033-4000	033-1500	033-1550			
Excel V (XLV)	85-90	121	47 3/8	12	033-4000	033-1500	033-1550			
Exciter	76-81	116	47 3/8	12	033-4000	033-1500	033-1550			
Exciter	87-90	121	45 3/16	16		033-1400	033-1450	033-1401		
Exciter II	91-92	121	47 3/8	16		033-1400	033-1450	033-1401		
Exciter II	93	121	45 3/16	16		033-1400	033-1450	033-1401		
Exciter II ST	93	136	52	16		033-1400	033-1450	033-1401		
FX Nytro / RTX	2008-14	121	43	25		033-1710	033-1750		033-1702	033-1709
FX Nytro MTX / XTX	2008-14	144/153	62	25	033-4010	033-1720			033-1702	033-1709
GP/GPX/GS	74-77	114/116	47 3/8	12	033-4000	033-1500	033-1550			
Inviter	86-90	102	47 3/8	12	033-4000	033-1500	033-1550			
Mountain Max 800	96-97	136	52	16		033-1400	033-1450	033-1401		
Mountain Max 600/700	97-99	136	57 1/2	20		033-1610				
Mountain Max 600/700	2000-04	141	57 1/2	20		033-1610				
Nytro	2006-07	121	43	25		033-1710	033-1750		033-1702	033-1709
Ovation	89-99	108	45	12	033-4000	033-1000				
Phazer	84-89	116	45	12	033-4000	033-1500	033-1550			
Phazer II	90-98	121	45 3/16	16		033-1400	033-1450	033-1401		
Phazer II ST/Mountain Lite	91-99	136	52	16		033-1400	033-1450	033-1401		

SOME APPLICATIONS WILL REQUIRE THAT LENGTH BE TRIMMED TO CORRECT LENGTH

GARLAND & SPX SLIDERS

CODE = B

KEYWORD = 27



YAMAHA™

SOLD INDIVIDUALLY



Model	Year	Track Length	Slide Length	Profile	SPX Black	GARLAND Black	GARLAND Graphite	GARLAND Red	GARLAND Blue	GARLAND White
Yamaha™										
Phazer	99-2001	121	42 1/4	20		033-1600	033-1650	033-1601		
Phazer	2007-11	121	62	25	033-4010	033-1720				
Phazer Mountain Lite	2000-01	136	57 1/2	20		033-1610				
Phazer Mountain Lite	2007-14	144	62	25		033-1720				
Phazer RTX	2008-15	121	44	25		033-1710	033-1750		033-1702	
Phazer FX, GT	2007-13	121	44	25		033-1710	033-1750		033-1702	
Phazer MTX, XTX	2009-15	144	64 1/2	25	033-4010					
Prestige	76	108	47 3/8	12	033-4000	033-1500	033-1550			
RS Rage	2005-07	136	62	25	033-4010	033-1720				
RS Vector / GT	2005-12	121	43	25		033-1710	033-1750		033-1702	033-1709
RS Vector LTX	2008-14	136	62	25	033-4010	033-1720				
RS Vector Mtn.	2005-07	151-162	62	25	033-4010	033-1720				
RS Venture	2005-17	144	62	25	033-4010	033-1720				
RS Viking Professional (front)	2007-12	156	62	25	033-4010	033-1720				
RS Viking Professional (rear)	2007-11	156	N/A	25	033-4010					
RX-1/ER	2003-04	121	42 1/4	20		033-1600	033-1650	033-1601		
RX-1/ER	2005	121	43	25		033-1710	033-1750		033-1702	033-1709
RX-1 Mountain	2003-04	151	57 1/2	20		033-1610				
RX-1 Mountain	2005	151	62	25	033-4010	033-1720				
RX Warrior	2004-05	136	57 1/2	20		033-1610				
SnoScoot/SnoSport	88-91	-	26 5/8	13		033-1200				
SRV	81-91	121	47 3/8	12	033-4000	033-1500	033-1550			
SRV/SRX/SS	80	116	41			NA				
SRX	76-79, 81	116/121	47 3/8	12	033-4000	033-1000				
SRX	98-2002	121	42 1/4	20		033-1600	033-1650	033-1601		
SRX Mountain	98	136	57 1/2	20		033-1610				
SS	81-85	116	45	12	033-4000	033-1000				
STX	76-77	116	45	12	033-4000	033-1000				
SX/SX-R	97-03	121	42 1/4	20		033-1600	033-1650	033-1601		
SXVenom	2004-06	121	42 1/4	20		033-1600	033-1650	033-1601		
SXViper/ER/S	2002-04	121	42 1/4	20		033-1600	033-1650	033-1601		
SXViper Mountain	2003-04	144	57 1/2	20		033-1610				
SXViper Mountain	2005-06	144	62	25	033-4010	033-1720				
SR VIPER LTX/RTX/XTX	2014-16	154	59	10		031-1510	031-1250			
TL	74-75	114	47 3/8	12	033-4000	033-1500	033-1550			
Venture GT/XL	91-98	121	45 3/16	16		033-1400	033-1450	033-1401		
Venture TR	96-98	136	52	16		033-1400	033-1450	033-1401		
Venture 500/600/700	97-2006	136	57 1/2	20		033-1610				
Venture XL	99-2000	136	57 1/2	20		033-1610				
Venture Lite	2007-12	144	62	25	033-4010	033-1720				
VK 540/VK 540 II (front)	88-98	156	52	16		033-1400	033-1450	033-1401		
VK 540/VK 540 II (rear)	88-98	156	N/A	16						
VK 540 III (front)	99-2005	156	57 1/2	20		033-1610				
VK 540 III (rear)	99-2005	156	N/A	20						
Vmax	83-87	121	47 3/8	12	033-4000	033-1500	033-1550			
Vmax 4	92-97	121	45 3/16	16		033-1400	033-1450	033-1401		
Vmax (exc. below)	94-96	121	45 3/16	16		033-1400	033-1450	033-1401		
Vmax DX/ST	94-96	136	52	16		033-1400	033-1450	033-1401		
Vmax XT	96	121	42 1/4	20		033-1600	033-1650	033-1601		
Vmax 500/600/700	97-03	121	42 1/4	20		033-1600	033-1650	033-1601		
XLV (Excel V)	85-90	121	47 3/8	12	033-4000	033-1500	033-1550			

BLACK IDLER WHEELS FOR ARCTIC CAT™



Part No. Code Keyword
041-1810 C 16B

5.63" O.D. plastic/rubber idler wheel w/ bearing (6004), w/ circlip
Fire Cat Idlers



Part No. Code Keyword
041-1820 C 16B

7.12 x 20mm plastic/rubber idler wheel w/ bearing (6004). No Bushing.
Fire Cat Idlers



Part No. Code Keyword
041-1830 C 16B

7.12 x 25mm plastic/rubber idler wheel w/ bearing (6205). No Bushing.
Fire Cat Idlers

TERMS & INDEX

NEW

HELMETS

HELMET ACCESSORIES

APPAREL

ACCESSORIES

TRACKS & SUSPENSION

STEERING

TRANS MISSION

PLOW & WINCH

WIND SHIELDS

BRAKES & CARB.

ENGINE PARTS

ELECTRICAL

TRAILER

CHEMICALS

TECH & TOOLS

P.O.P

IDLER WHEELS FOR ARCTIC CAT™



Part No. Code Keyword
040-0700 C 16B

5.350" O.D. plastic idler wheel w/bearing (6205) and bushing, 0.625" i.d.

Spare Parts: bushing # 040-4004 (1), 040-4005, Circlip # 040-4014

Arctic Cat™ # 0604-004

Model	Year
Cheetah	1986-89
Cheetah Touring 340	1994
Cougar	1985-88
El TIGER	1985-89
Jag (All)	1987-90
Jag M.C.	1990-91
Lynx, Deluxe	1991-93
Pantera	1986-89
Panther	1987-89
Super Jag	1987-89
Thundercat	1997-01
Wildcat 650.	1988



Part No. Code Keyword
041-1860 C 16B

5.630" O.D. plastic idler wheel w/bearing 6205 and bushing, 0.625" i.d.

Arctic Cat™ # 1604-684

Model	Year
4-STROKE TOURING, TRAIL	2002-03
BEARCAT 570	2004-05
BEARCAT 570 LONG TRACK	2006-08
CF1000	2009
CF5 EFI	2009
CF6 EFI	2009-10
CF8	2009-10
CF8 LE, SNO PRO	2009
CROSSFIRE 1000 EF, SNO PRO, LTD	2007-08
CROSSFIRE 500, 600 EFI	2007-08
CROSSFIRE 600, 700, SNO PRO, EFI	2006
CROSSFIRE 800 EFI, SNO PRO, LTD	2008
KING CAT 900, EFI	2004-06
M1000 EFI 153, 162, Sno Pro	2007
M5 141	2005
M5 EFI	2006
M6 EFI 141,153 CT	2005-07
M7 EFI 141, 153, 162, CT, LE	2005-06
M8 EFI 141, 153, 162, Sno Pro	2007
MOUNTAIN CAT 1000	2001-02
MOUNTAIN CAT 500, EFI	2001-02
MOUNTAIN CAT 570	2002-04



Part No. Code Keyword
040-1000 C 16B

3.250" O.D. plastic idler wheel w/bearing (6205) and bushing, 0.750" i.d.

Spare Parts: bushing # 040-4002 (1), 040-4003 (1), Circlip # 040-4014

Arctic Cat™ # 0114-385 use 0104-875

Model	Year
Trail Cat 340 F/C.	1979



Part No. Code Keyword
040-1400 C 16B

5.350" O.D. plastic idler wheel w/ bearing, (6205) w/ bushing

Spare Parts: bushing # 040-4002 (1), 040-4003 (1), Circlip # 040-4014

Arctic Cat™ # 0114-837 use 0114-245

Model	Year
Cross Country 340	1976
Lynx 2000S, T	1979
Pantera	1976-78

Arctic Cat™ # 1604-684

Model	Year
MOUNTAIN CAT 600 EFI, LE	2001-04
MOUNTAIN CAT 800, EFI	2001-03
MOUNTAIN CAT 800 EFI 151, 159	2004
MOUNTAIN CAT 900, 1M, Early Build	2003
MOUNTAIN CAT 900 EFI 151, 159	2004
PANTERA 550, 600, 800, EFI, ESR	2002-05
PANTHER 370, R	2003-08
PANTHER 440	2002
PANTHER 570, ESR	2002-07
PANTHER 660 TOURING	2006-08
T660 TOURING	2004-08
T660 TURBO ST EFI EARLY BUILD	2005
T660 TURBO TOURING, LE	2004-07
T660 TURBO TRAIL	2004
THUNDERCAT	2002
Z 370, 440 LX	2004
Z 440 SNO PRO	2001
Z 570, LX, SS	2002, 2004
ZL 500, EFI ESR	2001-03
ZL 600 EFI, SS	2001-03
ZL 800, EFI, ESR, SS	2001-03
ZR 440 SNO PRO, 500, 600, 800, EFI, LE	2001-02



Part No. Code Keyword
040-1100 C 16B

4.250" O.D. plastic idler wheel w/bearing, (6202) w/o bushing 5/8" i.d.

Spare Parts: Circlip # 040-4015

Arctic Cat™ # 0114-209

Model	Year
El TIGER	1979-81/84
Pantera	1979-81/85
Panther	1979-81/84-86

Arctic Cat™ # 0302-101

Model	Year
Kitty Cat.	1973-99



Part No. Code Keyword
040-1900 C 16B

7.125" O.D. plastic idler wheel w/bearing (6205) and bushing, 0.750" i.d.

Spare Parts: Bushing # 040-4002 (1), 040-4003 (1), Circlip # 040-4014

Arctic Cat™ # 0104-298

Model	Year
Cheetah (Wankel)	1974-75
Cheetah 5000	1977-78
Cheetah	1972-76
Cougar	1968
EXT, SP	1971
King Cat	1971
Lynx (All)	1971/73-74
Panther (Wankel)	1974-75
Panther	1966-67
Puma	1970-73
Z 250, 340, 440.	1977

TERMS & INDEX

NEW

HELMETS

HELMET ACCESSORIES

APPAREL

ACCESSORIES

TRACKS & SUSPENSION

STEERING

TRANS MISSION

PLOW & WINCH

WIND SHIELDS

BRAKES & CAB.

ENGINE PARTS

ELECTRICAL

TRAILER

CHEMICALS

TECH & TOOLS

P.O.P

IDLER WHEELS FOR ARCTIC CAT™

Part No.	Code	Keyword
041-1850	C	16B

5.63" O.D. plastic idler wheel w/bearing 6205 Top Return Idler



This Chart Continues on Page 282

Arctic Cat™ # 1604-690	
Model	Year
CF6 EFI	2010
CF8	2010
CF1000	2009
CF5 EFI	2009
CF6 EFI	2009
CF8	2009
CROSSFIRE 1000 EFI	2008
CROSSFIRE 1000 EFI SNO PRO	2008
CROSSFIRE 1000 EFI SNO PRO LTD. EDITION	2008
CROSSFIRE 500 EFI	2008
CROSSFIRE 600 EFI	2008
CROSSFIRE 800 EFI	2008
CROSSFIRE 800 EFI SNO PRO	2008
CROSSFIRE 800 EFI SNO PRO LTD EDITION	2008
CROSSFIRE 1000 EFI	2007
CROSSFIRE 1000 EFI SNO PRO	2007
CROSSFIRE 500 EFI	2007
CROSSFIRE 600 EFI	2007
CROSSFIRE 800 EFI	2007
CROSSFIRE 800 EFI SNO PRO	2007
M1000 EFI 153	2007
M1000 EFI 153 SNO PRO	2007
M1000 EFI 162	2007
M1000 EFI 162 SNO PRO	2007
M6 EFI 141	2007
M6 EFI 153	2007
M8 EFI 141	2007
M8 EFI 153	2007
M8 EFI 153 SNO PRO	2007
M8 EFI 162	2007
PANTHER 660 TRAIL	2007
T660 TURBO TRAIL	2007
T660 TURBO TRAIL LE	2007
Z 370	2007
Z 370 LX	2007
Z 570	2007
Z 570 LX	2007
CROSSFIRE 600 EFI	2006
CROSSFIRE 600 EFI SNO PRO	2006
CROSSFIRE 700 EFI	2006
CROSSFIRE 700 EFI EARLY BUILD	2006
CROSSFIRE 700 EFI SNO PRO	2006
CROSSFIRE 700 EFI WEST YELLOWSTONE	2006
KING CAT 900 EFI	2006
M5 EFI	2006
M6 EFI 141	2006
M6 EFI 153	2006
M6 EFI 153 CT	2006
M7 153	2006
M7 153 CT	2006
M7 EFI 141	2006
M7 EFI 153	2006
M7 EFI 153 CT	2006
M7 EFI 153 WEST YELLOWSTONE	2006
M7 EFI 162	2006
M7 EFI 162 CT	2006
M7 EFI LE 153	2006
M7 EFI LE 153 CT	2006
M7 EFI LE 162	2006
M7 EFI LE 162 CT	2006
PANTHER 660 TRAIL	2006
T660 TURBO ST	2006
T660 TURBO TRAIL	2006
T660 TURBO TRAIL LE	2006
Z 370	2006

Arctic Cat™ # 1604-690	
Model	Year
Z 370 LX	2006
Z 440 LX	2006
Z 570	2006
Z 570 LX	2006
ZR 900 EFI	2006
ZR 900 EFI SNO PRO	2006
KING CAT 900	2005
KING CAT 900 EFI EARLY BUILD	2005
M5 141	2005
M6 EFI 141	2005
M6 EFI 153	2005
M7 EFI 141	2005
M7 EFI 153	2005
M7 EFI 162	2005
M7 EFI LE	2005
T660 TURBO	2005
T660 TURBO ST	2005
T660 TURBO ST EFI EARLY BUILD	2005
Z 370	2005
Z 370 LX	2005
Z 440 LX	2005
Z 570	2005
Z 570 LX	2005
ZR 900	2005
ZR 900 EFI	2005
ZR 900 EFI SNO PRO	2005
ZR 900 SNO PRO	2005
KING CAT 900	2004
MOUNTAIN CAT 570	2004
MOUNTAIN CAT 600 EFI	2004
MOUNTAIN CAT 800 EFI 151	2004
MOUNTAIN CAT 800 EFI 159	2004
MOUNTAIN CAT 900 151	2004
MOUNTAIN CAT 900 159	2004
MOUNTAIN CAT 900 EFI 151	2004
MOUNTAIN CAT 900 EFI 159	2004
PANTERA 550	2004
PANTERA 600 EFI	2004
PANTERA 800 EFI	2004
2PANTHER 370	2004
PANTHER 570	2004
T660 TOURING	2004
T660 TURBO TOURING	2004
T660 TURBO TRAIL	2004
Z 370	2004
Z 370 LX	2004
Z 440 LX	2004
Z 570	2004
Z 570 LX	2004
ZR 900	2004
ZR 900 EFI	2004
ZR 900 EFI SNO PRO	2004
ZR 900 SNO PRO	2004
4-STROKE TOURING	2003
4-STROKE TOURING ()	2003
4-STROKE TRAIL	2003
MOUNTAIN CAT 570	2003
MOUNTAIN CAT 600 EFI (136)	2003
MOUNTAIN CAT 600 EFI (144)	2003
MOUNTAIN CAT 600 EFI ()	2003
MOUNTAIN CAT 800 EFI (144)	2003
MOUNTAIN CAT 800 EFI (151)	2003
MOUNTAIN CAT 800 EFI ()	2003
MOUNTAIN CAT 900 (144)	2003
MOUNTAIN CAT 900 (151)	2003
MOUNTAIN CAT 900 1M (159)	2003
MOUNTAIN CAT 900 EARLY BUILD	2003
PANTERA 550	2003
PANTERA 550 ()	2003
PANTERA 600 EFI ESR	2003
PANTERA 600 EFI ESR ()	2003
PANTERA 800 EFI ESR	2003
PANTERA 800 EFI ESR ()	2003
PANTHER 370 R	2003
PANTHER 570 ESR	2003

Arctic Cat™ # 1604-690	
Model	Year
PANTHER 570 ESR ()	2003
Z 370	2003
Z 370 (ESR)	2003
Z 440 ESR	2003
Z 440 SNO PRO	2003
Z 440 SNO PRO	2003
Z 570	2003
Z 570 (ESR)	2003
ZL 550	2003
ZL 550 (ESR)	2003
ZL 600 EFI	2003
ZL 600 EFI (ESR)	2003
ZL 600 EFI SS ()	2003
ZL 600 EFI SS (ESR)	2003
ZL 800 EFI ESR (ESR)	2003
ZL 800 EFI SS ()	2003
ZR 800 EFI ()	2003
ZR 800 EFI SNO PRO ()	2003
ZR 900 ()	2003
ZR 900 EARLY BUILD	2003
ZR 900 EARLY BUILD	2003
ZR 900 SNO PRO ()	2003
4-STROKE TOURING	2002
4-STROKE TOURING ()	2002
4-STROKE TRAIL	2002
MOUNTAIN CAT 1000	2002
MOUNTAIN CAT 500	2002
MOUNTAIN CAT 570	2002
MOUNTAIN CAT 600 EFI	2002
MOUNTAIN CAT 600 EFI ()	2002
MOUNTAIN CAT 600 EFI (LE)	2002
MOUNTAIN CAT 800	2002
MOUNTAIN CAT 800 (LE 144)	2002
MOUNTAIN CAT 800 (LE 151)	2002
MOUNTAIN CAT 800 EFI	2002
MOUNTAIN CAT 800 EFI ()	2002
MOUNTAIN CAT 800 EFI (LE 144)	2002
MOUNTAIN CAT 800 EFI (LE 151)	2002
PANTERA 550	2002
PANTERA 550 ()	2002
PANTERA 600 EFI ESR	2002
PANTERA 600 EFI ESR ()	2002
PANTERA 800 EFI ESR	2002
PANTERA 800 EFI ESR ()	2002
PANTHER 440	2002
PANTHER 440 ()	2002
PANTHER 570 ()	2002
PANTHER 570 (ESR)	2002
PANTHER 570 (R)	2002
THUNDERCAT	2002
Z 370	2002
Z 370 (ES)	2002
Z 440	2002
Z 440 (ES)	2002
Z 440 SNO PRO	2002
Z 440 SNO PRO	2002
Z 570	2002
Z 570	2002
Z 570 (ESR)	2002
Z 570 SS	2002
ZL 500	2002
ZL 550	2002
ZL 550 (ESR)	2002
ZL 600 EFI	2002
ZL 600 EFI (ESR)	2002
ZL 600 EFI SS	2002
ZL 600 EFI SS ()	2002
ZL 600 EFI SS ()	2002
ZL 800 EFI ESR	2002
ZL 800 EFI SS	2002
ZR 500	2002
ZR 500 CC	2002
ZR 500 LE	2002
ZR 600	2002
ZR 600 EFI	2002

TERMS & INDEX

NEW

HELMETS

HELMET ACCESSORIES

APPAREL

ACCESSORIES

TRACKS & SUSPENSION

STEERING

TRANS MISSION

PLOW & WINCH

WIND SHIELDS

BRAKES & CARB.

ENGINE PARTS

ELECTRICAL

TRAILER

CHEMICALS

TECH & TOOLS

P.O.P

IDLER WHEELS FOR ARCTIC CAT™

Part No.	Code	Keyword
041-1850	C	16B

5.63" O.D. plastic idler wheel
w/bearing 6205
Top Return Idler

View Page before



Part No.	Code	Keyword
040-1500	C	16B

5.630" O.D. plastic idler wheel w/bearing (6205) and bushing, 0.625" i.d.

Spare Parts: Bushing # 040-4004 (1), 040-4005 (1), Circlip # 040-4014

Arctic Cat # 0114-127 use 0114-240 use 0114-240, 0604-450, 0604-459. See also O.E.M 0604-239, 0604-240, 0604-327, 0604-328, 0604-333, 0638-550.



Model	Year
-------	------

All Models (except Kitty Cat)	1992-01
440 Z	1993-97
Bearcat (All)	1995-01
Cheetah Touring	1987-91
Cougar	1989-98
EI TIGER	1978-81/84
EI TIGER EXT	1989-90
EXT 550, 580, EFI	1992-98
Jag (All),	1981/85-86/ 91-99

Lynx, Deluxe	1991-93
Mountain Cat 500/600 EFI,	2001
Mountain Cat 600 REV	

Pantera,	1980-81/85/90-01
Panther	1980-81/84-86/ 91-01

Powder Special, EFI	1996-00
---------------------	---------

Prowler	1990-95
---------	---------

Puma, Deluxe	1994-97
--------------	---------

Super Jag	1987-91
-----------	---------

Thundercat, M.C.	1993-01
------------------	---------

Thundercat 1000	1997-01
-----------------	---------

Wildcat 650, 700	1989-97
------------------	---------

ZL 370, 440, 500, 600, EFI	1998-01
----------------------------	---------

ZL 800, ESR	2001
-------------	------

ZR 440, 580, 700	1994-01
------------------	---------

ZR 500, 600, EFI	1999-01
------------------	---------

ZRT 600, 800.	1995-01
---------------	---------



Part No.	Code	Keyword
040-1700	C	16B

6.375" O.D. w/bearing (6205) and bushing, .750" i.d.

Spare Parts: Bushing # 040-4002 (1), 040-4003 (1), Circlip # 040-4014

Arctic Cat # 0114-210. See also O.E.M. 0604-233, 0604-222, 0604-237, 0604-238, 0604-331, 0638-550.

Model	Year
-------	------

All Models (except Kitty Cat)	1992-01
440 Z	1993-97
Bearcat (All)	1995-01
Cheetah Touring	1986-94
Cougar	1985-98
EI TIGER	1973-74/79-81 84-89

EI TIGER	1989-90
----------	---------

EXT 550, 580, EFI	1990-98
-------------------	---------

EXT	1972-73
-----	---------

Jag (All)	1975-77/85-98
-----------	---------------

Jag LT	1981
--------	------

Lynx, Deluxe	1977-80/92-93
--------------	---------------

Pantera	1979-00
---------	---------

Panther	1979-99
---------	---------

Powder EXT,	1995-98
-------------	---------

Prowler	1990-95
---------	---------

Puma, Deluxe, Special	1994-97
-----------------------	---------

Super Jag	1987-89
-----------	---------

Wildcat 650, 700	1988-96
------------------	---------

ZR 440, 700	1994-95
-------------	---------

ZR 580	1995-98
--------	---------

ZR 600, 800.	1995-98
--------------	---------

ZR 440, 580, 700	1994-01
------------------	---------

ZR 500, 600, EFI	1999-01
------------------	---------

ZRT 600, 800.	1995-01
---------------	---------

Arctic Cat™ 3604-043

Model	Year
-------	------

4-STROKE TOURING, TRAIL	2003
-------------------------	------

BEARCAT 570	2004-05
-------------	---------

BEARCAT 570 LONG TRACK	2006-07
------------------------	---------

CROSSFIRE 600, 700 EFI SNO PRO	2006
--------------------------------	------

F1000 EFI	2007
-----------	------

F1000 EFI LXR	2007
---------------	------

F1000 EFI SNO PRO	2007
-------------------	------

F5 EFI, LXR	2007
-------------	------

F6 EFI, LXR, SNO PRO	2007
----------------------	------

F8 EFI, LXR, SNO PRO	2007
----------------------	------

JAGUAR Z1 1100 EFI	2007-08
--------------------	---------

JAGUAR Z1 1100 EFI SNO PRO	2008
----------------------------	------

PANTERA 550	2003, 05
-------------	----------

PANTERA 600 EFI	2005
-----------------	------

PANTERA 600, 800 EFI ESR	2003
--------------------------	------

PANTHER 370	2007-08
-------------	---------

PANTHER 370 R	2003
---------------	------

PANTHER 570 ESR	2003
-----------------	------

PANTHER 660 TOURING	2007-08
---------------------	---------

PANTHER 660 TRAIL	2007
-------------------	------

T500, T570	2008
------------	------

T660 TOURING	2006-08
--------------	---------

T660 TURBO TOURING	04, 06-07
--------------------	-----------

T660 TURBO TOURING LE	2006-07
-----------------------	---------

T660 TURBO TRAIL	04, 06-07
------------------	-----------

T660 TURBO TRAIL LE	2006-07
---------------------	---------

TZ1 TOURING	2008
-------------	------

TZ1 TURBO LXR	2009
---------------	------

Part No.	Code	Keyword
041-1840	C	16B

Platinum

5.63" O.D. plastic idler wheel
w/bearing 6004 and bushing, 0.787" i.d.



IDLER WHEELS FOR SKI-DOO™

Part No. Code Keyword
040-1100 C 16B

4.250" O.D. plastic idler wheel w/ bearing, (6202) w/o bushing 5/8" i.d.
 Spare Parts: Circlip # 040-4015

Moto-Ski™ # 414.1963.00, 414.3405.00 and 486.00 use 572.0354.00

Model	Year
Futura (All)	1976-82
Futura 300	1979
Grand Prix SP	1979-81
Mirage III	1985
Nuvik (All)	1975-79
Sonic 250, 340	1975-82
Sonic L/C	1974
Super Sonic	1979-81
Ultra Sonic	1980-82

Ski-Doo™ # 414.1963.00, 414.31, 414.3405.00, 486.00 use 572.0354.00

Model	Year
Blizzard (All)	1978-84
Citation (All)	1978-79/85-92
Elan 250 (Slide)	1978
Elite	1978-82
Escapade	1987-89
Everest	1974-83
Formula Plus, LT, XTC	1985-88/91-92
Formula MX, LT, XTC,	1985-88/91-92
Mach I	1989-92



Ski-Doo™ # 414.1963.00, 414.31, 414.3405.00, 486.00 use 572.0354.00

Model	Year
Nordik 50, 60	1991
Olympique (All),	1975-79
RV 340	1977-79
Safari Saga	1989
Safari Scout.	1989-92



Part No. Code Keyword
040-1400 C 16B

5.350" O.D. plastic idler wheel w/ bearing, (6205) w/ bushing Spare Parts: bushing # 040-4002 (1), 040-4003 (1), Circlip # 040-4014

Moto-Ski™ # 414.3679.00

Model	Year
Super Sonic, XC, Ultra Sonic	1980

Ski-Doo™ # 414.3679.00

Model	Year
Blizzard 7500, 9500	1979-80



Part No. Code Keyword
042-0300 C 16B

2.750" O.D. plastic idler wheel w/6202RS bearing, w/o bushing .625" i.d.

Ski-Doo™ # 414.5809.00 use 414.7763.00

Model	Year
Alpine II	1989-95
Formula MX, XTC	1990-91
Mach I	1989-91
Safari Cheyenne	1990-91



Part No. Code Keyword
042-2110 C 16B

110 mm Black
 Spare Parts: Circlip # 040-4014

Ski-Doo # 572.0189.00 with 6205 bearing w/ circlip

Model	Year
Idler wheel	1996



Part No. Code Keyword
042-2100 C 16B

5.250" O.D. plastic/rubber idler wheel w/ bearing (6205), w/ circlip
 Spare Parts: Circlip # 040-4014

Ski-Doo™ # 0.0306.00, 570.0306.00, 570.0316.00, 570.0333.00 use 570.0323.00 use 572.0110.00

Model	Year
Alpine II	1990-94
Blizzard	1971/78-84
Citation	1978-84, 89-92
Elan 250 (Slide)	1974-75
Elite	1978
Everest	1974-80
Nordik 50, 60	1989-92
Nordik	1981-83
Olympique	1973/75-79
RV 340, XC	1977-79
Safari (All)	1989-92
Skandic	1982-87
TNT	1972-78
Tundra LT	1985-94

Moto-Ski™ # 570.0333.00 use 570.0323.00 use 572.0110.00

Model	Year
Grand Prix SP	1979-80
Mirage I	1979-80
Mirage I, II, SP	1980-83
Nuvik (All)	1975-79
Sonic 250, 340	1976-79/82



Part No. Code Keyword
042-2200 C 16B

6.000" O.D. plastic/rubber idler wheel w/ bearing (6205), w/ circlip
 Spare Parts: Circlip # 040-4014

Ski-Doo™ # 570.03 use 570.0324.00 use 572.0136.00

Model	Year
Blizzard 5500	1981
Blizzard 6500	1978
Blizzard 7500	1979/81
Blizzard 9500	1981-82
Blizzard 9700	1983-84
Citation	1978-84
Elan 250 (Slide)	1978
Elite	1978-82
Everest	1974-79/81-83
Nordik 50, 60	1989-92
Nordik	1981-83
Olympique	1975-79
RV	1977-78
Safari Saga	1989
Skandic	1982-87
Skandic II 503	1993
TNT	1974-78
Tundra	1985-92

Moto-Ski™ # 572.0136.00

Model	Year
Grand Prix Special	1981
Futura	1976-79/81-82
Mirage	1979-83
Nuvik	1975-79
Sonic	1976-78
Super Sonic	1979/81
Ultra Sonic	1981-82

TERMS & INDEX
 NEW
 HELMETS
 HELMET ACCESSORIES
 APPAREL
 ACCESSORIES
 TRACKS & SUSPENSION
 STEERING
 TRANS MISSION
 PLOW & WINCH
 WIND SHIELDS
 BRAKES & CARB.
 ENGINE PARTS
 ELECTRICAL
 TRAILER
 CHEMICALS
 TECH & TOOLS
 P.O.P

IDLER WHEELS FOR SKI-DOO™

Part No.	Code	Keyword
042-2500	C	16B

7.500" O.D. plastic/rubber idler wheel w/ bearing (6205), w/ circlip Spare Parts: Circlip # 040-4014

Moto-Ski™ # 414.2267.00 use 570.0345.00

Model	Year
Grand Prix SP	1979-81
Super Sonic	1980
Futura, Ultra Sonic	1980-82
Sonic	1982

Ski-Doo™ # 414.2267.00 use 570.0345.00

Model	Year
Blizzard 5500	1979-81
RV Cross Country	1979
Blizzard 9500	1979-82
Blizzard 7500	1980-81
Everest	1980-83
MX	1981-84
Blizzard 9700	1983-84

Ski-Doo™ # Can replace 503.0755.00 use 503.1124.00 (black) *Different shape (same dimension, accept same parts.)

Model	Year
SS	1984-85
Safari	1984-86
Grand Luxe LC	1985-86
Formula	1985-88
Skandic	1987
Stratos, Escapade	1987-88
Tundra	1988

Ski-Doo™ # Can replace 570.0354.00 use 570.0141.00 (Silver) *Different shape (same dimension, accept same parts.)

Model	Year
Safari	1984-88
Citation	1985-86
Escapade, Stratos	1987
Alpine II	1988



Ski-Doo™ # 503.1124.00 use 570.0141.00, 572.0111.00

Model	Year
Safari	1984-88
Citation LS	1985-88
Formula	1985-95
Skandic 503	1987
Escapade, Stratos	1987-88
Alpine II	1988-89
Safari GL, GLX	1990-92
Summit	1994-95

Part No.	Code	Keyword
042-2400	C	16B

135mm O.D. plastic/rubber idler wheel w/ bearing (6205), w/ circlip. Spare Parts: Circlip # 040-4014



Moto-Ski™ # 570.0140.00

Model	Year
Mirage III	1985
Sonic L/C	1984
SS 25	1984
Stratos	1988

Ski-Doo™ # 503.1123.00

Model	Year
Elite	1978-82
Safari (All)	1984-88
Safari GL	1985-86

Ski-Doo™ # 570.0140.00

Model	Year
All Models Formula	1985-00
Alpine II	1988
Citation LS, LSE	1985-88
Skandic 380, 500	1997-00
Skandic 503	1987
Summit	1994-95
Touring (All)	1995-00



Part No.	Code	Keyword
042-2620	C	16B

144mm O.D. plastic/rubber idler wheel w/bearing (6205)

Ski-Doo™ # 572-0821-00

Model	Year
Formula SS	1996
Formula Z	1996
MX-Z 440	1996
MX-Z 583	1996
MX-Z 670	1996

SILVER IDLER WHEELS FOR SKI-DOO™

Part No.	Code	Keyword
042-2419	C	16B

135mm O.D. plastic/rubber idler wheel w/ bearing (6205), w/ circlip. Spare Parts: Circlip # 040-4014

Moto-Ski™ # 570.0353.00 use 570.0754.00

Model	Year
Mirage III	1985

Moto-Ski™ # Can replace 503.0754.00 use 503.1123.00 (Black)

Model	Year
Sonic L/C	1984

Ski-Doo™ # 570.0140.00

Model	Year
All Models Formula	1985-98
Alpine II	1988
Citation LS, LSE,	1985-88
Skandic 380, 500	1997-00
Skandic 503	1987
Summit	1994-95
Touring (All)	1995-00



Ski-Doo™ # 503.1123.00

Model	Year
Elite	1978-82
Safari (All)	1984-88
Safari GL	1985-86

COLOUR IDLER WHEELS FOR SKI-DOO™

Colour	OEM No.	Wheel Size	Part No.	Code	Keyword
Black	570.0666.22	135	042-2600	C	16B
Red	570.0666.23	135	042-2601	C	16B
Yellow	572.0976.12	135	042-2607	C	16B
Grey	503.189.411	135	042-2619	C	16B
Colour	OEM No.	Wheel Size	Part No.	Code	Keyword
Black	570.0666.22	165	042-2700	C	16B
Red	570.0667.23	165	042-2701	C	16B
Yellow	572.0977.12	165	042-2707	C	16B
Grey	503.189.374	165	042-2719	C	16B



Ski-Doo™ # 570.0452.23 with 6205 bearing w/circlip

Spare Parts: Circlip # 040-4014

Model	Year
idler wheel	1996-2001

IDLER WHEELS FOR SKI-DOO

Part No.	Colour	Code	Keyword
042-2900	Black	C	16B
042-2910	Black	C	16B

I.D 20mm. O.D 180mm. Thickness:
13mm w/1pc Bearing 6004 and "C" Clip



042-2900



042-2910

Ski-Doo™ # 503190395		
Model	Year	
GSX 500 SS	2006	
GSX 600 HO SDI	2006	
GSX 800 HO	2006	
GSX LTD 600 HO SDI	2007	
GSX LTD 600 HO SDI	2008	
GSX LTD 800 HO PTEK	2007	
GSX LTD 800R	2008	
GSX LTD Touring 600 HO SDI	2008	
GSX Sport 500 SS	2007	
GSX Sport 500 SS	2008	
GSX Sport 600 HO SDI	2007	
GTX 500 SS	2006	
GTX 600 HO SDI	2006	
GTX 800 HO	2006	
GTX LTD 600 HO SDI	2007	
GTX LTD 600 HO SDI	2008	
GTX LTD 800 HO PTEK	2007	
GTX Sport 500 SS	2007	
GTX Sport 500 SS	2008	
GTX Sport 600 HO SDI	2007	
GTX Sport 600 HO SDI	2008	
Mach Z 1000 SDI Adrenaline & X	2006	

Ski-Doo™ # 503190395		
Model	Year	
Mach Z 1000 SDI	2005	
Mach Z Adrenaline	2007	
Mach Z X	2007	
MX Z 1000 SDI Renegade RT	2007	
MX Z 1000 SDI Renegade X	2006	
MX Z 500 SS Trail & Adrenaline	2006	
MX Z 600 HO Adrenaline	2006	
MX Z 600 HO SDI Adrenaline & X	2005	
MX Z 600 HO SDI Adrenaline & X	2006	
MX Z 600 HO SDI Renegade & Renegade X	2006	
MX Z 600 HO Trail & Adrenaline & X	2005	
MX Z 800 HO Adrenaline & X	2005	
MX Z 800 HO Adrenaline & X	2006	
MX Z 800 HO Renegade & Renegade X	2006	
MX Z Adrenaline 500 SS	2007	
MX Z Adrenaline 600 HO SDI	2007	
MX Z Adrenaline 600 HO SDI	2008	
MX Z Adrenaline 600 HO	2007	
MX Z Adrenaline 800 HO PTEK	2007	
MX Z Adrenaline 800R	2008	
MX Z Blizzard 600 HO SDI	2007	
MX Z Blizzard 800 HO PTEK	2007	

Ski-Doo™ # 503190395		
Model	Year	
MX Z Renegade 600 HO SDI	2007	
MX Z Renegade 600 HO SDI	2008	
MX Z Renegade 800 HO PTEK	2007	
MX Z Renegade 800R	2008	
MX Z Renegade X 600 HO SDI	2007	
MX Z Renegade X 800 HO PTEK	2007	
MX Z Trail 500 SS	2007	
MX Z Trail 500 SS	2008	
MX Z X 600 HO SDI	2007	
MX Z X 800 HO PTEK	2007	
Summit 1000 SDI, Highmark & Highmark X	2005	
Summit 1000 SDI, Highmark & Highmark X	2006	
Summit 600 HO SDI, Adrenaline	2006	
Summit 800 HO, Adrenaline & X	2006	
Summit Adrenaline 600 HO SDI	2007	
Summit Adrenaline 600 HO SDI	2008	
Summit Adrenaline 800R	2007	
Summit Highmark & Highmark X 1000 SDI	2007	
Summit X	2007	
Summit XRS	2007	



Part No.	Code	Keyword
042-2807	C	16B

I.D 20mm. O.D 141mm.
Thickness: 15mm w/1pc Bearing 6004 and "C" Clip

Ski-Doo™ # 503191312		
Model	Year	
Freestyle 300F	2006	
Freestyle Back Country 550F	2007	
Freestyle Back Country 550F	2008	
GSX 550F	2008	
Mach Z 1000 SDI Adrenaline & X	2006	
MX Z 380F	2006	
MX Z 500 SS Trail & Adrenaline	2006	
MX Z 550F	2006	
MX Z 550F	2007	
MX Z 550F	2008	
MX Z 550X	2006	
MX Z 550X	2007	
MX Z 550X	2008	
MX Z 600 HO Adrenaline	2006	
MX Z 600 HO SDI Adrenaline & X	2006	
MX Z 800 HO Adrenaline & X	2006	
MX Z Adrenaline 500 SS	2007	
MX Z Adrenaline 600 HO SDI	2007	
MX Z Adrenaline 600 HO SDI	2008	
MX Z Adrenaline 600 HO	2007	
MX Z Adrenaline 800 HO PTEK	2007	
MX Z Adrenaline 800R	2008	
MX Z Blizzard 600 HO SDI	2007	
MX Z Blizzard 800 HO PTEK	2007	
MX Z Renegade 600 HO SDI	2008	
MX Z Renegade 800R	2008	
MX Z Trail 500SS	2007	
MX Z Trail 500 SS	2008	
MX Z X 600 HO SDI	2007	
MX Z X 800 HO PTEK	2007	
Skandic Tundra 300F	2007	
Skandic Tundra 300F	2008	
Skandic Tundra V-800	2007	
Tundra 300F	2006	



Part No.	Code	Keyword
042-2907	C	16B

I.D 20mm. O.D 180mm.
Thickness: 13mm w/1pc Bearing 6004 and "C" Clip

Ski-Doo™ # 503190342		
Model	Year	
Freestyle 300F	2006	
GSX 550F	2008	
Mach Z 1000 SDI Adrenaline & X	2006	
MX Z 1000 SDI Renegade RT	2007	
MX Z 1000 SDI Renegade X	2006	
MX Z 380F	2006	
MX Z 500 SS Trail & Adrenaline	2006	
MX Z 550F, 2007 MX Z 550F	2006	
MX Z 550F, 2006 MX Z 550X	2008	
MX Z 550X, 2008 MX Z 550X	2007	
MX Z 600 HO Adrenaline	2006	
MX Z 600 HO SDI Adrenaline & X	2005	
MX Z 600 HO SDI Adrenaline & X	2006	
MX Z 600 HO SDI Renegade & Renegade X	2006	
MX Z 600 HO Trail & Adrenaline & X	2005	
MX Z 800 HO Adrenaline & X	2005	
MX Z 800 HO Adrenaline & X	2006	
MX Z 800 HO Renegade & Renegade X	2006	
MX Z Adrenaline 500 SS	2007	
MX Z Adrenaline 600 HO SDI	2007	
MX Z Adrenaline 600 HO SDI	2008	

Ski-Doo™ # 503190342		
Model	Year	
MX Z Adrenaline 600 HO	2007	
MX Z Adrenaline 800 HO PTEK	2007	
MX Z Adrenaline 800R	2008	
MX Z Blizzard 600 HO SDI	2007	
MX Z Blizzard 800 HO PTEK	2007	
MX Z Renegade 600 HO SDI	2007	
MX Z Renegade 600 HO SDI	2008	
MX Z Renegade 800 HO PTEK	2007	
MX Z Renegade 800R	2008	
MX Z Renegade X 600 HO SDI	2007	
MX Z Renegade X 800 HO PTEK	2007	
MX Z Trail 500 SS	2007	
MX Z Trail 500 SS	2008	
MX Z X 600 HO SDI	2007	
MX Z X 800 HO PTEK	2007	
Skandic Tundra LT 550F	2008	
Skandic Tundra LT V-800	2008	
Summit 1000 SDI, Highmark & Highmark X	2005	
Summit 1000 SDI, Highmark & Highmark X	2006	
Summit 800 HO, Adrenaline & X	2006	

TERMS & INDEX
NEW
HELMETS
HELMET ACCESSORIES
APPAREL
ACCESSORIES
TRACKS & SUSPENSION
STEERING
TRANS MISSION
PLOW & WINCH
WIND SHIELDS
BRAKES & CARB.
ENGINE PARTS
ELECTRICAL
TRAILER
CHEMICALS
TECH & TOOLS
P.O.P

IDLER WHEELS FOR SKI-DOO™

Part No.	Colour	Code	Keyword
042-2800	Black (Not Shown)	C	16B
042-2819	Silver	C	16B

I.D 20mm. O.D 141mm.

Thickness: 15mm w/1pc Bearing 6004 and "C" Clip



Ski-Doo™ # 503191316	
Model	Year
Expedition 550F	2006
Expedition Sport 550F	2007
Expedition Sport 550F	2008
Expedition Sport V-800	2007
Expedition Sport V-800	2008
Freestyle 300F	2006
Freestyle Back Country 550F	2007
Freestyle Back Country 550F	2008
Freestyle Park 550F	2007
Freestyle Park 550F	2008
Freestyle Session 300F	2007
Freestyle Session 300F	2008
Freestyle Session 550F	2007
GSX 380F	2006
GSX 500SS	2006
GSX 550F	2006
GSX 550F	2007
GSX 550F	2008
GSX 600 HO SDI	2006
GSX 800 HO	2006
GSX LTD 600 HO SDI	2007
GSX LTD 600HO SDI	2008
GSX LTD 800 HO PTEK	2007
GSX LTD 800R	2008
GSX LTD Touring 600HO SDI	2008
GSX Sport 500 SS	2007

Ski-Doo™ # 503191316	
Model	Year
GSX Sport 500SS	2008
GSX Sport 600 HO SDI	2007
GTX 380F	2006
GTX 550F	2006
GTX 550F	2007
GTX 550F	2008
Legend Touring V800	2007
Legend Touring V800	2008
Legend Trail V800	2007
Mach Z 1000 SDI Adrenaline & X	2006
Mach Z Adrenaline	2007
Mach Z X	2007
MX Z 380F	2006
MX Z 440 Racing	2006
MX Z 440X Racing	2007
MX Z 500SS Trail & Adrenaline	2006
MX Z 550F	2006
MX Z 550F	2007
MX Z 550F	2008
MX Z 550X	2006
MX Z 550X	2007
MX Z 550X	2008
MX Z 600 HO Adrenaline	2006
MX Z 600 HO SDI Adrenaline & X	2006
MX Z 600RS	2008
MX Z 600RS	2009

Ski-Doo™ # 503191316	
Model	Year
MX Z 800 HO Adrenaline & X	2006
MX Z Adrenaline 500SS	2007
MX Z Adrenaline 600HO SDI	2007
MX Z Adrenaline 600HO SDI	2008
MX Z Adrenaline 600HO	2007
MX Z Adrenaline 800 HO PTEK	2007
MX Z Adrenaline 800R	2008
MX Z Blizzard 600HO SDI	2007
MX Z Blizzard 800HO PTEK	2007
MX Z Renegade 600HO SDI	2008
MX Z Renegade 800R	2008
MX Z Trail 500SS	2007
MX Z Trail 500SS	2008
MX Z X 600HO SDI	2007
MX Z X 800HO PTEK	2007
MX Z XRS 600HO SDI	2007
MX Z XRS 800HO PTEK	2007
Skandic Tundra 300F	2007
Skandic Tundra 300F	2008
Skandic Tundra V-800	2007
Summit 550F	2006
Summit 550F	2007
Summit 550F	2008
Tundra 300F	2006

SKI-DOO™



Part No.	Code	Keyword
042-2930	C	16B

OEM# 503.191.742

180mm O.D. plastic idler wheel
w/6004 bearing and bushing

SKI-DOO™



Part No.	Code	Keyword
042-2820	C	16B

OEM# 503.191.151

141mm O.D. plastic idler wheel
w/6004 bearing and bushing**Note: This application fits Part Numbers 042-2930 and 042-2820**

Model	Year
Expedition LE, SE 1200 XU	2011
Expedition LE, SE 600 HO Etec XU	2011
Expedition Sport 550F	2011
Expedition Sport 600 ACE LFF	2011
Freeride 800R ETEC (137")	2012-2013
Grand Touring LE 600 HO ETEC	2010-2015
Grand Touring LE 900 ACE XR	2014-2015
Grand Touring LE, SE 1200	2010-2015
Grand Touring Sport 550F	2010-2014
Grand Touring Sport 600	2010-2014
GSX 600 HO ETEC	2009-2014
GSX SE 800RE XR	2014
GSX Sport 600	2010
GSX, LE, SE, 4TEC 1200	2009-2014
GTX LE 600 HO ETEC	2009
GTX Limited, SE 1200 4TEC	2009
MX Z / X / TNT 1200 4TEC	2009-2012
MX Z 1200 Adren/Ren/X 4TEC	2009-2010
MX Z 550F (All)	2010-2014
MX Z 600 Sport	2010-2012
MX Z 600 Trail	2009
MX Z 600HO ETEC Adren.	2009-2010

Model	Year
MX Z 600HO ETEC Renegade/X	2009
MX Z 800R Adren PTEK	2009-2010
MX Z 800R Renegade/X PTEK	2009
MX Z TNT 500 SS	2008-2009
MX Z TNT 600 (All)	2009-2012
MX Z X 600 HO ETEC	2009-2012
MX Z X 800R	2009-2012
MX Z XRS 600/800	2010-2014
MXZ Sport 600 ACE XP	2012-2014
MXZ Sport 600 REV-XP	2014-2015
Renegade Adrenaline 600HO ETEC	2010-2012
Renegade Adrenaline 800R	2010-2012
Renegade BackCountry, X 800R PTEK	2010-2012
Renegade BackCountry, X 600HO ETEC	2010-2012
Renegade Sport 550F XP	2010-2014
Renegade Sport 600 ACE	2011-2015
Renegade X 600 Etec	2010-2012
Renegade X 800R PTEK	2010-2012
Renegade X, Adrenaline 1200	2010-2012
Skandic Tundra 550F STD, Sport	2010-2012
Tundra 550F (All)	2011-2015
Tundra 600 (All)	2011-2015

IDLER WHEELS FOR SKI-DOO™

SKI-DOO™



Part No.	Code	Keyword
042-2300	C	16B

OEM# 503.112.400 190mm
Includes Mfr# 6205-2RS bearing and
Mfr# 04-116-100 snap ring

Model	Year
Summit 670	1995
Alpine II	1995
Summit 583	1994-1995
Summit 470	1994
Safari Rally E	1994
Safari Deluxe	1994
Skandic II	1993-1994
Skandic II 503R	1993-1994
Skandic II 503R SLT	1993-1994
Grand Touring	1993
Formula Mach Z	1993
Formula Mach 1	1993
Formula Mach 1 II	1993
Skandic II R	1992
Formula XTC	1992
Formula XTC II	1992
Safari LCE	1991-1992
Safari L	1991-1992
Safari GLX	1991-1992
Safari LXE	1991

Model	Year
Safari LX	1991
Formula Mach 1 XTC	1990-1993
Formula Mach 1	1989-1993
Formula Plus LT	1989-1990
Safari Voyageur	1989-
Safari Escapade	1989
Formula Plus	1987-1991
Formula MX	1987-1990
Formula MX LT	1987-1990
Stratos	1987
Escapade	1987
Citation LSE	1985-1988
Citation LS	1985-1988
Blizzard 9700	1983-1984
Blizzard 9500	1982
Blizzard 5500 MX	1981-1984
Everest L/C	1980-1983
Blizzard 9500 Plus	1979-1981
Blizzard 7500 Plus	1979-1981
Blizzard 5500	1979-1981

IDLER WHEELS FOR JOHN DEERE™



Part No.	Code	Keyword
040-1700	C	16B

6.375" O.D. .750" i.d. Plastic/rubber idler wheel w/
bearing (6205), w/bushing. Spare Parts: bushing
#040-4002 (1), 040-4003 (1), Circlip #040-4014

John Deere™ # AM54748

Model	Year
Liquid fire 440, Sportfire, Trailfire	1980-84
Snowfire, Sportfire	1982-84



Part No.	Code	Keyword
040-1900	C	16B

7.125" O.D., .750" i.d. Plastic/rubber idler wheel w/
bearing (6205), w/bushing. Spare Parts: Circlip # 040-
4014, bushing # 040-4002 (1), 040-4003 (1) (if required)

John Deere™ # AM52952

Model	Year
JDX (All)	1974-75
Liquidator	1976
Cyclone	1976-77
Liquid fire	1976-77



Part No.	Code	Keyword
045-2000	C	16B

8.000" O.D., .750" i.d. Plastic/rubber idler wheel w/
bearing (6205), w/bushing. Spare Parts: Circlip #
040-4014, bushing # 040-4002 (1), 040-4003 (1)

John Deere™ # AM54371

Model	Year
Spitfire 340	1978-79

IDLER WHEELS FOR KAWASAKI™



Part No.	Code	Keyword
045-0400	C	16B

Central, 3.25" O.D., w/o bearing (6205), w/o
bushing Spare Parts: Circlip # 040-4014

Model	Year
Invader	1980-81
Intruder	1981-82



Part No.	Code	Keyword
040-1100	C	16B

4.250" O.D., 5/8" i.d., Plastic/rubber idler wheel
w/bearing (6202), w/o bushing Spare Parts:
Circlip # 040-4015

Kawasaki™ # 060413 and 060767 use 41073-3505

Model	Year
Intriguer 440, Inviter 340	1978
Drifter	1979-81



Part No.	Code	Keyword
040-1700	C	16B

6.375" O.D., .750" i.d. Plastic/rubber idler wheel w/
bearing (6205), w/bushing. Spare Parts: bushing #
040-4002 (1), 040-4003 (1), Circlip # 040-4014

Kawasaki™ # 41073-3507

Model	Year
Invader	1980-81

TERMS & INDEX
NEW
HELMETS
HELMET ACCESSORIES
APPAREL
ACCESSORIES
TRACKS & SUSPENSION
STEERING
TRANS MISSION
PLOW & WINCH
WIND SHIELDS
BRAKES & CARB.
ENGINE PARTS
ELECTRICAL
TRAILER
CHEMICALS
TECH & TOOLS
P.O.P

IDLER WHEELS FOR KAWASAKI™



Part No. Code Keyword
040-1500 C 16B

5.630" O.D., .625" i.d. Plastic/rubber idler wheel w/ bearing (6205), w/bushing Spare Parts: bushing# 040-4004 (1), 040-4005 (1), Circlip# 040-4014

Kawasaki™ # 41073-3503 use 41073-3504	
Model	Year
Intruder	1978-79
Invader	1978-80



Part No. Code Keyword
040-1900 C 16B

7.125" O.D., .750" i.d., Plastic/rubber idler wheel w/bearing (6205), w/bushing Spare Parts: bushing # 040-4002 (1), 040-4003 (1), Circlip # 040-4014

Kawasaki™ # 41073-3512	
Model	Year
Invader	1980-81
Interceptor	1982



Part No. Code Keyword
045-2000 C 16B

8.000" O.D., .750" i.d., Plastic/rubber idler wheel w/bearing (6205), w/bushing. Spare Parts: bushing #040-4002 (1), 040-4003 (1), Circlip #040-4014

Kawasaki™ # 41073-3512	
Model	Year
Intruder	1980-82

IDLER WHEELS FOR KAWASAKI™/SNO JET™



Part No. Code Keyword
040-1100 C 16B

4.250" O.D., 5/8" i.d., Plastic/rubber idler wheel w/ bearing (6202), w/bushing. Spare Parts: Circlip # 040-4015

Kawasaki™/Sno Jet™ # 060413 & 060767 use 41073-3505	
Model	Year
Astro 340, 440, SST 340, 440	1977

IDLER WHEELS FOR MERCURY™



Part No. Code Keyword
045-2000 C 16B

8.000" O.D., .750" O.D., Plastic/rubber Idler wheel w/bearing (6205), w/bushing. Spare Parts: bushing # 040-4002 (1), 040-4003 (1), Circlip # 040-4014

Mercury™ # 87488	
------------------	--

IDLER WHEELS FOR POLARIS™



Part No. Code Keyword
044-2100 C 16B

6.38" O.D. plastic idler wheel w/bearing, w/o bushing,

Polaris™ # 1590001	
Model	Year
550 INDY/ES/INTL	2014-15
550 IQ LXT/INTL	2011-13
550 IQ SHIFT/ES	2013
550 IQ SHIFT/ES/INTL	2010-12
550 IQ SHIFT/EURO	2009
550 SHIFT 136/ES/CND ES/CND ES INTL	2012-13
550 SHIFT 136/ES/INTL/CDN	2011
600 DRAGON SWITCHBACK ALL OPTIONS	2010
600 HO FUSION F/O	2006
600 HO IQ F/O, LX CLEANFIRE	2007
600 INDY/SP/ES/INTL ALL OPTIONS	2013-14
600 INDY/SP/INTL ALL OPTIONS	2015
600 IQ LXT, INTL	2011-14
600 IQ SHIFT 136/EURO	2009
600 IQ SHIFT/ES/INTL	2010-12
600 IQ SHIFT/EURO	2009
600 IQ TOURING/EURO	2008-09

Polaris™ # 1590001	
Model	Year
600 IQ TOURING/INTL	2010
600 IQ/ES/ES EURO	2009
600 SHIFT 136/ES/INTL	2011
600 SWITCHBACK/DRAGON/EURO	2009
600 SWITCHBACK/ES	2011
600 SWITCHBACK/ES/INTL/LX/INTL ALL OPTIONS	2010
600/700 IQ DRAGON/700 IQ/600 IQ LX/ EURO ALL OPTIONS	2008
600/700 SWITCHBACK/DRAGON SWITCHBACK ALL OPTIONS	2008
700 CLEANFIRE DRAGON/EURO	2007
700/900 FUSION F/O	2006
800 DRAGON SWITCHBACK/ES/INTL ALL OPTIONS	2010
800 INDY SP/ES/INTL ALL OPTIONS	2014

Polaris™ # 1590001	
Model	Year
800 INDY SP/INTL/FO	2015
800 IQ, ES	2008-10
800 SWITCHBACK/DRAGON/EURO	2009
800 SWITCHBACK/ES	2010
900 FUSION	2005
FS/FST IQ TOURING/EURO	2008-09
FST IQ TOURING/INTL	2010
FST IQ/LX	2007
IQ SHIFT/EURO	2008
IQ TURBO DRAGON	2010
IQ TURBO DRAGON/EURO/IQ TURBO LX	2008
IQ TURBO LXT	2013-14
TURBO IQ, LX, LXT	2010-12
TURBO IQ DRAGON/EURO	2009
TURBO SWITCHBACK/EURO	2008-09

IDLER WHEELS FOR POLARIS™



Part No. Code Keyword
044-2110 C 16B

7.25" O.D. plastic idler wheel
w/bearing, 6004 w/o bushing

Polaris™ # 1590388-070	
Model	Year
550 IQ LXT/INTL	2011-13
550 IQ SHIFT/ES	2013
550 IQ SHIFT/ES/INTL	2010-12
550 IQ SHIFT/EURO	2009
550 SHIFT 136/ES/CND ES/CND ES INTL	2012-13
550 SHIFT 136/ES/INTL/CDN	2011
600 HO SWITCHBACK F/O	2007
600 INDY/SP/ES/INTL ALL OPTIONS	2013
600 IQ LXT	2012
600 IQ LXT/INTL	11, 13-14
600 IQ SHIFT 136/EURO	2009
600 IQ SHIFT/ES/INTL	2010-12
600 IQ SHIFT/EURO	2009
600 IQ TOURING/EURO	2008-09
600 IQ TOURING/INTL	2010
600 IQ/ES/ES EURO	2009

Polaris™ # 1590388-070	
Model	Year
600 RMK 144/155	2007
600 SHIFT 136/ES/INTL	2011
600 SWITCHBACK/DRAGON/EURO	2009
600 SWITCHBACK/ES/INTL/LX/INTL ALL	2010
OPTIONS	
600 WIDETRAK IQ, INTL	2010-14
600/700 IQ DRAGON/700 IQ/600 IQ LX/	2008
EURO ALL OPTIONS	
600/700 SWITCHBACK/DRAGON	2008
SWITCHBACK ALL OPTIONS	
700 CLEANFIRE DRAGON/EURO	2007
700/900 RMK	2006
800 IQ/ES	2009-10
800 SWITCHBACK/DRAGON/EURO	2009
800 SWITCHBACK/ES	2010
DRAGON RMK/INTL	2007

Polaris™ # 1590388-070	
Model	Year
FS WIDETRAK IQ/INTL	2011
FS WIDETRAK IQ/INTL	2010-13
FS/FST IQ TOURING/EURO	2008-09
FST IQ TOURING/INTL	2010
IQ SHIFT/EURO	2008
IQ TURBO DRAGON	2010
IQ TURBO DRAGON/EURO/IQ TURBO LX	2008
IQ TURBO LXT	2013-14
IQ WIDETRAK/EURO	2009
MILITARY FS WIDETRAK	2012
TURBO IQ	2011-12
TURBO IQ DRAGON/EURO	2009
TURBO IQ LX, LXT	2010-12
TURBO SWITCHBACK	2009

Part No. Code Keyword
044-2120 C 16B

5.62" O.D. plastic idler wheel w/bearing,
6004 w/o bushing,



Polaris™ # 1590387-070	
Model	Year
550 IQ LXT/INTL	2011-13
550 SHIFT 136/ES/CND ES/CND ES INTL	2012-13
550 SHIFT 136/ES/INTL/CDN	2011
600 DRAGON SWITCHBACK ALL OPTIONS	2010
600 HO FUSION F/O	2006
600 IQ LXT	2012
600 IQ LXT/INTL	11, 13-14
600 IQ LXT/INTL	2014
600 IQ LXT/INTL	2013
600 IQ SHIFT 136/EURO	2009
600 IQ TOURING/EURO	2008-09
600 IQ TOURING/INTL	2010
600 IQ/ES/ES EURO	2009
600 SHIFT 136/ES/INTL	2011
600 SWITCHBACK/DRAGON/EURO	2009

Polaris™ # 1590387-070	
Model	Year
600 SWITCHBACK/ES	2011
600 SWITCHBACK/ES/INTL/LX/INTL ALL	2010
OPTIONS	
600/700 IQ DRAGON/700 IQ/600 IQ LX/	2008
EURO ALL OPTIONS	
600/700 SWITCHBACK/DRAGON	2008
SWITCHBACK ALL OPTIONS	
700/900 RMK	2006
800 DRAGON SWITCHBACK/ES/INTL	2010
ALL OPTIONS	
800 IQ, ES	2008-09
800 SWITCHBACK/DRAGON/EURO	2009
800 SWITCHBACK/ES	2010
FS/FST IQ TOURING/EURO	2008-09

Polaris™ # 1590387-070	
Model	Year
FST IQ TOURING/INTL	2010
IQ CRUISER/EURO	2008
IQ TURBO DRAGON	2010
IQ TURBO DRAGON/EURO/IQ	2008
TURBO LX	
IQ TURBO LXT	2013-14
TURBO IQ	2011-12
TURBO IQ DRAGON/EURO	2009
TURBO IQ LX, LXT	2011-12
TURBO LX	2010
TURBO SWITCHBACK	2009
TURBO SWITCHBACK/EURO	2008



Part No. Code Keyword
040-0800 C 16B

4.600" O.D. plastic idler wheel w/bearing (6202), w/o
bushing, 16mm i.d. Spare Parts: Circlip # 040-4015

Polaris™ # 1543017	
Model	Year
Indy 440	1984-89
Indy 500	1989
Indy 600	1983-87
Indy 650	1988-89
Indy Lite, Deluxe	1991-98
Indy Long Track	1984-88
Indy Sport	87-89/93-98
Indy Starlite, GT	1991-95
Indy Trail, Deluxe	1987-89
Sprint	1986-90
SS, Super Sport	1984-86
Star	1984-90
Star Trak	1987-90
Supertrak	1990-92
Transport	1996-99



Part No. Code Keyword
040-0900 C 16B

5.625" O.D. plastic idler wheel
w/bearing (6202), 16mm i.d.

Polaris™ # 1543022	
Model	Year
Indy 500	1990-92
Indy 600	1990-91
Indy Sport, GT	1990-91
Indy Trail Touring, Deluxe	1990-92



Part No. Code Keyword
040-1100 C 16B

4.250" O.D. plastic idler wheel w/bearing (6202),
w/o bushing, 6mm i.d.
Spare Parts: Circlip # 040-4015

Polaris™ # 1543014	
Model	Year
Galaxy	1980-81
TX	1980
TX-C, TX-L	1980-82

TERMS & INDEX
NEW
HELMETS
HELMET ACCESSORIES
APPAREL
ACCESSORIES
TRACKS & SUSPENSION
STEERING
TRANS MISSION
PLOW & WINCH
WIND SHIELDS
BRAKES & CARB.
ENGINE PARTS
ELECTRICAL
TRAILER
CHEMICALS
TECH & TOOLS
P.O.P

IDLER WHEELS FOR POLARIS™

Part No.	Code	Keyword
040-1400	C	16B

5.350" O.D. plastic idler wheel w/bearing (6205), w/ bushing, .750" i.d.
Spare Parts: bushing # 040-4002 (1), 040-4003 (1), Circlip # 040-4014



Polaris™ # 1543015, 1594029, 1594022, use 1543018	
Model	Year
Indy All Models Indy	1983-01
Centurion 500	1980-82
Cutlass	1981-82
Galaxy	1980-81
Gemini	1983
Indy 400	1984-89
Indy 500 RMK	1997-00
Indy 500 Classic	1997-00
Indy 500 XC, SP	1999-00
Indy 600	1983-87

Polaris™ # 1543015, 1594029, 1594022, use 1543018	
Model	Year
Indy 600 XC, SP	1999-00
Indy 650	1988-92
Indy 700 XC, SP	1999-00
Indy Classic Touring	1996-00
Indy Long Track	1983-84
Indy Sport touring, ES	2001
Indy RXL	1991-97
Indy Trail, Deluxe, Touring	1984-00
Indy XLT (All)	1993-99
Sport	1983

Polaris™ # 1543015, 1594029, 1594022, use 1543018	
Model	Year
Star	1983-84
Star Trak	1987-90
Super Sport	1983-00
TC 175, 250	1975
Transport	1996-99
TX-C	1980-82
TX-L	1980-82
Widetrak, GT, LX	1990-01
XCR (All)	1993-01

Part No.	Code	Keyword
040-1500	C	16B

5.650" O.D. plastic idler wheel w/bearing (6205), w/ bushing, .625" i.d.. Spare Parts: bushing # 040-4004 (1), 040-4005 (1), Circlip # 040-4014



Polaris™ # 1543015, 1594018, 1594012, 1594013 use 1543011	
Model	Year
Colt, SS	1972-78
Gemini	1981
Gemini	1979-81
Indy Lite	1991-92
Indy Long Track	1985-89
Sprint	1986-90
Star	1985-92
Super Sport, SS	1985-86
TX Racer	1972

Part No.	Code	Keyword
040-1700	C	16B

6.375" O.D. plastic idler wheel w/bearing (6205), w/ bushing, .750" i.d.. Spare Parts: bushing # 040-4002 (1), 040-4003 (1), Circlip # 040-4014



Polaris™ # 1594016 use 1594021	
Model	Year
Cobra	1978-79
Custom	1974
Cutlass	1981-82
Electra	1974-77
Galaxy	1980
Indy 400, 440	1984-96
Indy 500 (All)	1989-96
Indy 600	1983-87
Indy 650, RXL	1988-96
Indy Classic, Touring	1993-96

Polaris™ # 1594016 use 1594021	
Model	Year
Indy Lite, GT	1991-92
Indy Sport	1987-96
Indy Trail	1983-84
Indy Ultra RMK, SKS	1996
Indy XC	1983
Indy XLT (All)	1993-96
Indy Long Track	1983-89
SS, 1984 Star	1985-86
Star Trak	1987-92

COLOUR IDLER WHEELS FOR POLARIS™

Colour	OEM No.	Wheel Size	Part No.	Code	Keyword
Black	—	6.375"	044-2210	C	16B

6.375" O.D. plastic idler wheel w/bearing (6004 2RS)
Spare Parts: bushing # 040-4015

Model	Year
Polaris™ Rear Idler	1996-2001

with 6004 2RS bearing



SWIRL DESIGN

Colour	OEM No.	Wheel Size	Part No.	Code	Keyword
Indy Red	1594083-293	6.380"	044-2311	C	16B
Indy Blue	1594083-312	6.380"	044-2312	C	16B

6.385" O.D. plastic idler wheel w/ 6004 2RS bearing
Spare Parts: bushing # 040-4015

Model	Year
Polaris™ Rear Idler	1998-2002



COLOUR IDLER WHEELS FOR POLARIS™

SWIRL DESIGN



Medium Blue



Indy Red



Indy Blue



Candy Red

Colour	OEM No.	Wheel Size	Part No.	Code	Keyword
Candy Red	1594082-256	5.350"	040-1441	C	16B
Indy Red	1594082-293	5.350"	040-1411	C	16B
Medium Blue	1594082-107	5.350"	040-1402	C	16B
Indy Blue	1594082-312	5.350"	040-1412	C	16B

5.350" O.D. plastic idler wheel w/ 6205 bearing, w/ 3/4" bushing, 25mm i.d.

Spare Parts: bushing # 040-4002 (1), 040-4003 (1), Circlip # 040-4014

Model	Year
Indy All Models	1983-00
Centurion 500	1980-82
Cutlass	1981-82
Galaxy	1980-81
Gemini	1983
Indy 400	1984-89
Indy 500 RMK	1997-00
Indy 500 Classic	1997-00
Indy 500 XC, SP	1999-00
Indy 600	1983-87

Model	Year
Indy 600 XC, SP	1999-00
Indy 650	1988-92
Indy 700 XC, SP	1999-00
Indy Classic Touring	1996-00
Indy Long Track	1983-84
Indy RXL	1991-97
Indy Trail, Deluxe, Touring	1984-00
Indy XLT (All)	1993-99
Sport	1983
Star	1983-84

Model	Year
Star Trak	1987-90
Super Sport	1983-00
TC 175, 250	1975
Transport	1996-99
TX-C	1980-82
TX-L	1980-82
Widetrak, GT, LX	1990-00
XCR (All)	1993-00

IDLER WHEELS FOR SKIROULE™



Part No.	Code	Keyword
040-1100	C	16B

4.250" O.D., 16 mm i.d., Plastic/rubber idler wheel w/ bearing (6202), w/o bushing

Spare Parts: Circlip #040-4015

Skiroule™ # 2022 x 5055	
Model	Year
RT	1972-73
RTX	1972-74
RTW	1973-74
Laser	1974/75
Sonar	1975
Ultra	1975-76
Sprint	1976

IDLER WHEELS FOR SNO-JET™



Part No.	Code	Keyword
040-1100	C	16B

4.250" O.D., 16 mm i.d., Plastic/rubber idler wheel w/bearing (6202), w/o bushing. Spare Parts: Circlip # 040-4015

Sno-Jet™ # 060413 use 060767 use 41073-3505	
Model	Year
Saber Jet	1974
Whisper Jet	1974-75
Astro	1975-76

TERMS & INDEX
NEW
HELMETS
HELMET ACCESSORIES
APPAREL
ACCESSORIES
TRACKS & SUSPENSION
STEERING
TRANS MISSION
PLOW & WINCH
WIND SHIELDS
BRAKES & CARB.
ENGINE PARTS
ELECTRICAL
TRAILER
CHEMICALS
TECH & TOOLS
P.O.P

IDLER WHEELS FOR YAMAHA™

Part No. Code Keyword
043-3220 C 16B

130mm O.D. plastic and rubber idler wheel w/bearing (6005)



SMA-8FP38-01-BK		
Model	Year	
BR250T Bravo	2007-09	
FX10 FX Nytro	2008-13	
FX10M FX Nytro MTX 153	12-2013	
FX10M FX Nytro MTX 162	2012-13	
FX10MT FX Nytro MTX	2008-10	
FX10MTR FX Nytro MX	2008	
FX10MTRA FX Nytro MTX 40th Anniv	2008	
FX10MTRA FX Nytro RTX 40th Anniv	2008	
FX10MTS FX Nytro MTX SE 153	2010	
FX10MTS FX Nytro MTX SE 162	2011	
FX10MTS FX Nytro MTX SE 162	2010	
FX10RTR FX Nytro RTX	2008-13	
FX10RTRA FX Nytro RTX 40th Anniv	2008	
FX10RTRS FX Nytro RTX SE	2009-10	
FX10XT FX Nytro XTX	2009-13	
FX10XT FX Nytro XTX 1.75	2013	
FXRT FX Nytro RTX Non-Reverse	2008	
PZ50 Phazer	2007-09	
PZ50FX Phazer FX	2007	
PZ50GT Phazer GT	2007-13	
PZ50MT Phazer Mountain Lite	2007-09	
PZ50MT Phazer MTX	2008-13	
PZ50RTX Phazer RTX	2008-13	
PZ50VT Venture Lite	2007-13	

SMA-8FP38-01-BK		
Model	Year	
RPZ50 Venture MP	2013	
RS Venture TF	2007-12	
RS10 RS Venture TF	2013	
RS90 RS Vector	2006, 2012	
RS90GT Vector GT	2006-11	
RS90GTA RS Vector 40th Anniv	2008	
RS90LT RS Vector LTX	08-09, 12-13	
RS90LTGT RS Vector LT GT	2009	
RS90LTGT RS Vector LTX GT	2008-11	
RS90M RS Vector Mountain	2006-07	
RS90MS RS Vector Mountain SE	2006-07	
RS90N Nytro	2006-07	
RS90NR Nytro ER	2006-07	
RS90R RS Vector	2008-13	
RS90R RS Vector ER	06-07, 10	
RSG90 RS Rage	2006-07	
RSG90GT RS Rage GT	2007	
RST90 RS Venture	2006-13	
RST90GT RS Vector GT	2007-10	
RST90GT RS Venture GT	2008-13	
RX10GT Apex GT	10, 06-09	
RX10GTA Apex GT 40th Anniv	2008	
RX10LT Apex LTX	10, 08-09	
RX10LTGT Apex LTX GT	2008-10	
RX10LTGTA Apex LTX GT 40th Anniv	2008	

SMA-8FP38-01-BK		
Model	Year	
RX10M Apex Mountain	2006-07	
RX10MS Apex Mountain SE	2007	
RX10MT Apex MTX	2008-10	
RX10MTA Apex MTX SE 40th Anniv	2008	
RX10PS Apex SE	2011-13	
RX10PX Apex XTX	2011-13	
RX10R Apex	2008-13	
RX10R Apex ER	06-07, 09	
RX10RT Apex RTX	2006-09	
RX10RTR Apex RTX ER	2007-08	
RXW10 Attack	2006-07	
RXW10GT Attack GT	2007	
SRX 120	2013	
SXV60 SX Venom	2006	
SXV60ER SX Venom ER	2006	
SXV70MH SX Viper Mountain	2006	
Venture MP 2	2009	
Venture Multi-Purpose	2007-12	
VK10 Viking Professional	2006-13	
VK540	2008, 2007	
VT480 Venture XL	2007-08	
VT600 Venture 600	2006	



Part No. Code Keyword
043-3510 C 16B

178mm O.D. plastic and rubber idler wheel w/bearing (6005)

Yamaha™: 8HF-47550-20-00



Part No. Code Keyword
043-2500 C 16B

Yamaha™ 3.35" idler wheel with 6004 2RS bearing

Model	Year
Upper Idler VMAX 500/600/700	1997

Part No. Code Keyword
043-3100 C 16B

5.125" O.D. plastic & rubber w/ bearing (6004), w/circlip.

Model	Year	
EC 340	1981-84	
EC 540	1979-80	
ET 250, 340	1977-79	
Enticer	1992-01	
EW 643	1972-73	
EX 340, 440	1976-81	
GP (All)	1972-78	
GPX (All)	1974-75	
GS (All)	1975-78	
Ovation CS 340	1989-01	
Phazer 480	1984-91	
PR 440	1976-77	
SL	1972-74	
SM 292, TW 433	1973-74	
SR 292, 433, 643	1971-73	
STX 340, 440	1976-77	
TL 433	1974-75	



Yamaha™ #8K2-47320-00-00 use 87M-47320-00-00

Model	Year
Bravo BR 250	1982-01
EC 340	1985-88
EC 540	1981-84
ET 300, 340	1980-88
ET 400T, TR	1989-91
ET 410 TR	1992-01
Exciter 570	1987-93
Inviter CF 300	1986-89
Phazer 480	1992-97
Phazer 500	1999-01
SR 540	1980-91

Yamaha™ #8K2-47320-00-00 use 87M-47320-00-00

Model	Year
SRX 440	1980-81
SV 80, 125	1988-92
Venture TF 480	1991-01
Venture 500 XL	1999-01
VK 540, II, III	1988-01
V-MAX 500 (All)	1994-97
V-MAX 540	1983-91
V-MAX 600 (All)	1994-97
V-MAX 4 750	1992-94
V-MAX 4 800, ST	1995-97
XL-V 540	1985-90

IDLER WHEELS FOR YAMAHA™

Part No.	Code	Keyword
043-3200	C	16B



Yamaha™ 130 mm idler wheel with 6205 2RS bearing

Model	Year
Yamaha™ 500/600/700	1997-2001

Part No.	Code	Keyword
043-3500	C	16B



Yamaha™ 178 mm idler wheel with 6205 2RS bearing

Model	Year
Yamaha™ 500/600/700	1997-2001

Part No.	Code	Keyword
043-3400	C	16B

7.00" O.D. plastic and rubber idler wheel w/bearing (6204), w/circlip

Yamaha™ # 8K2-47530-00-00 and 8CR-47550-10

Model	Year
EC 340	1985-88
EC 540	1982
ET 340	1985-88
ET 410TR	1992-01
Enticer 410	92-01
Exciter 570	1987-93
Inviter CF 3300	1986-89
Mountain Max 600, 700	1997-01
Ovation CS 340	1989-01
Phazer 480 (All)	1984-98
Phazer Mountain Lite 480	1998-99
Phazer 500, ML, 980-89 SR 340	1999-01



Yamaha™ # 8K2-47530-00-00 and 8CR-47550-10

Model	Year
SRX 440	1980-81
SRX 600, 700	1998-00
SS 440	1980-83
SX R 500, 600, 700	2000-01
Venture TF 480	1991-01
VK 540, II	1988-01
V-MAX 540	1983-91
V-MAX 4 750, 800	1992-97
XL-V 540	1985-90

COLOUR IDLER WHEELS FOR YAMAHA™



Colour	Part No.	Code	Keyword
Red Ninja	043-3201	C	16B
Yellow Ninja	043-3207	C	16B

Yamaha™ 130 mm idler wheel with 6205 2RS bearing

Model	Year
Yamaha™ 500/600/700	1997-2001

Part No.	Code	Keyword
043-3601	C	16B



178MM 6004 2R 178 mm rear idler wheel Red with 6004 2RS bearing

Application
Yamaha™ 500/600/700

Part No.	Code	Keyword
043-3619	C	16B



178 mm rear idler wheel Silver with 6004 2RS bearing

Application
Yamaha™ 500/600/700

Colour	Part No.	Code	Keyword
Red Ninja	043-3701	C	16B

Yamaha 178mm x 20mm idler wheel with 60042RS bearing.

Application
Yamaha™ 500/600/700



Colour	Part No.	Code	Keyword
Yellow	043-3107	C	16B

5.125" O.D. plastic & rubber w/ bearing (6004), w/circlip.

Model	Year
EC 340	1981-84
EC 540	1979-80
ET 250, 340	1977-79
Enticer	1992-01
EW 643	1972-73
EX 340, 440	1976-81
GP (All)	1972-78
GPX (All)	1974-75
GS (All)	1975-78
Ovation CS 340	1989-01
Phazer 480	1984-91
PR 440	1976-77
SL	1972-74
SM 292, TW 433	1973-74
SR 292, 433, 643	1971-73
STX 340, 440	1976-77
TL 433	1974-75

Yamaha™ # 8K2-47320-00-00 use 87M-47320-00-00

Model	Year
Bravo BR 250	1982-01
EC 340	1985-88
EC 540	1981-84
ET 300, 340	1980-88
ET 400T, TR	1989-91
ET 410 TR	1992-01
Exciter 570	1987-93
Inviter CF 300	1986-89
Phazer 480	1992-97
Phazer 500	1999-01
SR 540	1980-91
SRX 440	1980-81
SV 80, 125	1988-92
Venture TF 480	1991-01
Venture 500 XL	1999-01
VK 540, II, III	1988-01



Yamaha™ # 8K2-47320-00-00 use 87M-47320-00-00

Model	Year
V-MAX 500 (All)	1994-97
V-MAX 540	1983-91
V-MAX 600 (All)	1994-97
V-MAX 4 750	1992-94
V-MAX 4 800, ST	1995-97
XL-V 540	1985-90

IDLER WHEEL INSERTS & CAPS

Part No. Code Keyword
040-4002 C 16B

Priced Each. Min Order Quantity 10

Small, .750" i.d.
 Arctic Cat™, John Deere™, Kawasaki™,
 Kawasaki Sno-Jet™, Mercury™, Moto-
 Ski™, Polaris™, Ski-Doo™, Skiroule™,
 Sno-Jet™, Universal.

Application:

Standard on wheels # 040-1000,
 045-1300, 040-1400, 040-1700,
 040-1900, 045-2000.



Part No. Code Keyword
040-4003 C 16B

Priced Each. Min Order Quantity 10

Large, .750" i.d.
 Arctic Cat™, John Deere™, Kawasaki™,
 Kawasaki Sno-Jet™, Mercury™, Moto-Ski™,
 Polaris™, Ski-Doo™, Skiroule™, Sno-Jet™,
 Universal.

Application:

Standard on wheels # 040-1000,
 045-1300, 040-1400, 040-1700,
 040-1900, 045-2000.



Part No. Code Keyword
040-4004 C 16B

Priced Each. Min Order Quantity 10

Small, .625" i.d.
 Arctic Cat™, John Deere™, Kawasaki™,
 Polaris™, Universal.

Application:

Standard on wheels # 040-0700
 and 040-1500.



Part No. Code Keyword
040-4005 C 16B

Priced Each. Min Order Quantity 10

Large, .625" i.d.
 Arctic Cat™, John Deere™, Kawasaki™,
 Polaris™, Universal.

Application:

Standard on wheels # 040-0700 and 040-1500.



Part No. Code Keyword
040-4008 C 16B

Priced Each. Min Order Quantity 10

Rear Axle Bushing .75" I.D.

Application:

Arctic Cat™



Part No. Code Keyword
040-4009 C 16B

Priced Each. Min Order Quantity 10

Bushing, Idler .625" I.D.

Application:

Arctic Cat™



Part No. Code Keyword
040-4025 C 16B

Priced Each. Min Order Quantity 10

Bushing, Idler, I.D. 20mm

Application

Model	Year
Polaris™	1995 and up



Part No. Code Keyword
040-4030 C 16B

Priced Each. Min Order Quantity 10

I.D. 20mm
 Wheel insert Large
 Yamaha™



Part No. Code Keyword
040-4031 C 16B

Priced Each. Min Order Quantity 10

Wheel insert Small
 Yamaha™



Part No. Code Keyword
040-4015 C 16B

Priced Each. Min Order Quantity 10

Arctic Cat™, Bombardier™,
 John Deere™, Kawasaki™, Polaris™

Application:

Standard on wheels 040-0800, 040-1100.



Part No. Code Keyword
040-4014 C 16B

Priced Each. Min Order Quantity 10

Circlips
 Application:
 Standard on wheels: 040-0700, 040-1000,
 044-1200, 045-1300, 040-1400, 040-1500, 040-1700, 040-1900,
 045-2000 and new colour idler wheels. If required, same
 applications as 042-2100, 042-2200, 042-2419



Part No. Code Keyword
040-2810 C 16B

Priced Each. Min Order Quantity 10

(Kimpex Ref # 04-116-92)
 Idler wheel circlip for **1991-00**
 tension wheels
 Yamaha™ # 93420-42007-00
 use 99009-42500-00
 Application: If required, for use with: 040-0800, 040-1100, and
 colour idler wheels.



IDLER WHEEL CAPS



Part No.	Code	Keyword
041-0100	B	16B

OEM# 0604-246
 REF# 04-118-20 / 100857
 Specification: I.D.:32mm,O.D.:41/43.8mm,H.:8.5mm.

Model	Year
Arctic Cat™	
4-STROKE TOURING/TRAIL	2002-03
BEAR WIDE	2001-08
CHEETAH 440/550	1993-94
CHEETAH TOURING	1989-92
COUGAR	1989-92/96-98
COUGAR 2-PASS	1996
COUGAR DELUXE	1998
COUGAR MOUNTAIN CAT	1989
COUGAR MOUNTAIN CAT	1996-98
CROSSFIRE 1000 EFI	2007-08
CROSSFIRE 500 EFI	2007-08
CROSSFIRE 600 EFI (ORANGE)	2006-08
CROSSFIRE 700 EFI SNO PRO	2006

Model	Year
Arctic Cat™	
CROSSFIRE 800 EFI	2007-08
EL TIGRE 6000	1989
EL TIGRE EXT	1989-91
EXT 550/580/600	1992-98
EXT MOUNTIAN CAT	1989-94
JAG ALL	1989-94
MOUNTAIN CAT 570/600/800/1000	2001-02
PANTERA	1990-03
340/440/550/580/600/800/1000	
PANTHER	1989-91
PANTHER 340/370/440/550/570	1999-03
PANTHER DELUXE	1991-96
PANTHER LIQUID 2-PASS	1996
PANTHER MOUNTAIN CAT	1990-91
POWDER EXTREME	1997-98
POWDER SPECIAL 500/600/700	1997-00
PROWLER	1990-94
SUPER JAG	1990-92
THUNDERCAT	1997-02
THUNDERCAT BLACK	1998-00
TRIPLE TOURING 600	1999-01

Model	Year
Arctic Cat™	
WILDCAT 700	1989-96
Z 370	1999-03
Z 440	1995-03
Z 570	2002-03
ZL 440	1997-00
ZL 500	1998-02
ZL 550	2001-03
ZL 580 EFI ESR	2000
ZL 600	1999-03
ZL 700	2000
ZL 800	2001-03
ZR 2K	2000
ZR 440	1994-95/98-99
ZR 500	1998-02
ZR 580	1994-96
ZR 600	1998-02
ZR 700	1994-95/99-00
ZR 800	2001-03
ZR 900	2003-05



Part No.	Code	Keyword
043-0100	B	16B

OEM# 8HF-47317-00-00
 REF# 04-418-20 / 63-04-418-20
 Specification: O.D.:49.5/53mm, I.D.42.6mm
 Height:3.3mm, GAP 7.1mm

Model	Year
Yamaha™	
APEX	2010-18
FX NYTRO	2010-14
RS VECTOR	2010-18
RS VENTURE	2010-18
RS VENTURE	2020
RS VIKING PRO	2013-15
VECTOR	2012

TERMS & INDEX
 NEW
 HELMETS
 HELMET ACCESSORIES
 APPAREL
 ACCESSORIES
 TRACKS & SUSPENSION
 STEERING
 TRANS MISSION
 PLOW & WINCH
 WIND SHIELDS
 BRAKES & CARB.
 ENGINE PARTS
 ELECTRICAL
 TRAILER
 CHEMICALS
 TECH & TOOLS
 P.O.P


RAIL REPAIR KITS

- The center shock lower mounting bolt tends to loosen and then elongates the holes in the rails.
- Add to new rails to increase strength and eliminate the possibility of expensive rail repair.
- Includes two pre-drilled plates and mounting hardware.



Part No.	Code	Keyword
030-1100	B	16B

Model	Year
Arctic Cat™	
PRO CROSS 129"/137"	2012-18
F SERIES TWIN SPAR MODELS	2007-15
FIRECAT	2003-07
SNO PRO 500	2010-14
Yamaha™	
VIPER 129"/137"	2014-18



NOTE: *2015 We Offered 2 Kits, But Were Able to Make 1 Kit that Covers All The Models

RUBBER TIRES FOR BOGIE WHEEL



OEM#570-0205-00

Part No.	Code	Keyword
042-6005	B	16B

Model	Year
Moto-Ski™	
MIRAGE	1979
NUVIK	1976-77
SPIRIT 250	1976-83
Ski-Doo™	
ALL MODELS A, AR, BR	1962-64
ALL MODELS J,K,R	1960-63
ALPINE	1965-87
BLIZZARD	1970-71
CHALET	1965
CHALET	1967
CITATION	1978-79
ELAN 250 (ALL)	1971-96
ELITE	1974
NORDIK 60	1987-88

Model	Year
Ski-Doo™	
NORDIK	1969-74
OLYMPIQUE (ALL)	1965-78
SKANDIC	1970-71
SKANDIC	1973
SUPER OLYMPIQUE	1968
TNT	1971-73
VALMONT	1971-73
Skiroule™	
ALL MODELS 297,303	1968-69
ALL MODELS 368, 493	1969
RT, RTX	1970-74
R, RE	1970-71
S, SE 250	1970-72
SRX, SX	1970

BOGIE WHEEL BOLT & NUT KIT

BRP™/SKI-DOO™

Moto-Ski™ # 320.1062.00
Ski-Doo™ # 320.1062.00



Part No.	Code	Keyword
042-6006	B	16B

SPROCKETS

BRP™/SKI-DOO™

9 TOOTH, CENTRE – FOR HEXAGONAL SHAFT



Pitch: 2.52" Bore: 1.200"
Ski-Doo™ # 414.6639.00

Part No.	Code	Keyword
042-5010	C	16B

Model	Year
Ski-Doo™	
Formula Z	1997-99
Formula 500	1997-00
583	1997-00
670 Deluxe	1997-00
Formula III 600	1996-00
700	1996-00
Formula III 800	1999-00
Formula MX	1990-95
Formula Plus	1990-93
Formula SS	1995-96
Formula ST	1994-96
STX	1994-96
Formula X	1992-93

Model	Year
Ski-Doo™	
EFI	1992-93
Formula Z 500	1994-99
583	1994-99
670	1994-99
Grand Touring (All)	1994-00
Mach 1	1989-00
Mach Z	1993-00
MX Z 500	1993-99
600	1993-99
670	1993-99
Summit (All)	1994-99
Touring 500 L/C	2000

NTN BEARINGS FOR SUSPENSION & CHAIN CASE

THE ULTIMATE NTN FORMULA EXPERIENCE...
RACING ON BLACK ICE

Snowmobiles don't run on snow – they run on bearings!!!
Your sled's bearings will either make or break your ride.

Formula BLACK ICE will truly define your snowmobile's entire performance and ride experience, either breaking trails or pushing it to the limits on frozen ice.

This is why we took our great Formula blue sealed bearings and re-engineered them for Ultimate Race Performance & Durability... The result is Formula BLACK ICE by NTN.

The fact that NTN is North America's leading supplier of OEM bearings has enabled us to build what no other manufacturer could...a greater bearing that will keep your snowmobile driving past the edge of its limits. BLACK ICE!

Part No.	Bearing No.	Code	Keyword
050-3410	6004	B	16B
050-3405	6205	B	16B

NTN BEARINGS FOR SUSPENSION & CHAIN CASE

NEW SERIES OF HIGH PERFORMANCE BEARINGS.

NTN Formula. Available in NTN blister pack.

Available for all models:
Arctic Cat, Ski-Doo) Polaris and Yamaha.



050-3205

QUICK REFERENCE CHART

Part No.	Bearing No.	O.D. x I.D. x Width	Description	Code	Keyword
050-1030	AEL205D1	52mm X 25mm X 15mm	Radial / Lock Collar / 2 Steel Shields	B	16B
050-1031	AELS205N	52mm X 25mm X 15mm	Flat / Lock Collar / 2 Steel Shields	B	16B
050-3008	AEL205-100D1	52mm X 25.4mm X 15mm	Radial / Lock Collar / 2 Steel Shields	B	16B
050-3009	AS205	52mm X 25.4mm X 15mm	Radial / 2 Set Locks / 2 Blue Seals	B	16B
050-3010	6004	42mm X 20mm X 12mm	2 Blue Seals Priced ea. Minimum order 10	B	16B
050-3012	6202	35mm X .625" X 11mm	2 Blue Seals	B	16B
050-3015	6206 2RS	62mm X .30mm X 15mm	2 Rubber Seals	B	16B
050-3016	6205 / 1"	52mm X 25.4mm X 15mm	2 Blue Seals	B	16B
050-3019	AEL205-014DI	52mm X .875" X 15mm	Radial / Lock Collar / 2 Steel Shields	B	16B
050-3020	UEL205-100D1	52mm x 25.4mm x 17mm	Double Shoulder / Lock Collar	B	16B
050-3021	ASS205N	52mm X 25mm 15mm	Flat 2 Set Locks	B	16B
050-3041	6009 2RS	45mm X 75mm X 16mm	2 Rubber Seals	B	16B
050-3103	6204	47mm X 20mm X 14mm	2 Rubber Seals	B	16B
050-3105	6205-B1	52mm X 25mm X 15mm	2 Blue Seals	B	16B
050-3119	AS205-14	52mm X .875" X 15mm	Radial / 2 Set Locks / 2 Rubber Seals	B	16B
050-3210	6004LLU/3EQ14_T	42mm X 20mm X 12mm	2 Rubber Seals Priced ea. Minimum order 10	B	16B
050-3200	TK1	Trailer Wheel Bearings-1" axle	2 Tapered/4T-L44643 / L44610 1 Seal / Cotter Pin / Lube	B	17
050-3201	TK1 1/16	Trailer Wheel Bearings-1 1/16" axle	2 Tapered/4T- L44649 / L44610 1 Seal / Cotter Pin / Lube	B	17

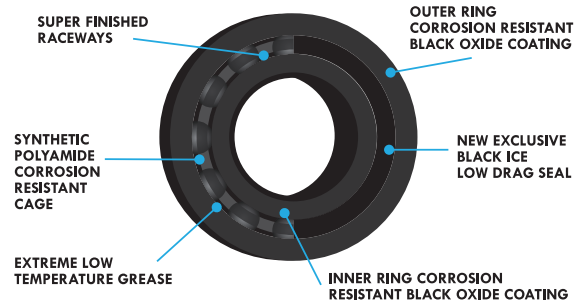
NTN COMPETITIVE PRICE 6205 2RS BEARING

Part No.	Bearing No.	O.D. x I.D. x Width	Description	Code	Keyword
050-3205	6205LLUN1C3/3E	52mm X 25mm 15mm	2 Rubber Seals Priced ea. Minimum order 10.	B	16B

ALL BEARINGS PRICED INDIVIDUALLY.



FORMULA BEARINGS



HIGH PERFORMANCE STEEL
LOW TEMP GREASE
IMPROVED TRIPLE LIP SEAL
RIVETED STEEL BALL RETAINER
ACIER HAUTE PERFORMANCE
GRAISSE BASSE TEMPERATURE
JOINT D'ÉTANCHÉITÉ TROIS
LÈVRES AMÉLIORÉ
CAGE EN ACIER RIVETÉE



NTN BEARINGS
www.ntn.ca

TERMS & INDEX

NEW

HELMETS

HELMET ACCESSORIES

APPAREL

ACCESSORIES

TRACKS & SUSPENSION

STEERING

TRANS MISSION

PLOW & WINCH

WIND SHIELDS

BRAKES & CARB.

ENGINE PARTS

ELECTRICAL

TRAILER

CHEMICALS

TECH & TOOLS

P.O.P

KML BEARINGS FOR SUSPENSION

RIVETED STEEL CAGE. LOW TEMP GREASE-54 C. DOUBLE LIP, BLUE SEALED

New snowmobile bearing for 2001. KML Bearings engineers designed ball bearings for the snowmobile industry to handle low temperatures and all types of impact. Highlights of our ball bearings are: The reinforcement rings was formed with KML Bearing cold rolled technology. IMPACT ABSORPTION AND CORROSION RESISTANCE. The triple lip seals are designed to prevent grease leakage and at low temperature operation. KML Bearing lubricates each ball bearing with low temperature grease.



DEEP GROOVE BEARING

Deep groove ball bearings are non-separable and require little attention or maintenance in service, capable of operating at high speeds and are widely used radial bearings.

Part No.	Bearing No.	O.D. x I.D. x Width	Description	Pack Qty.	Code	Keyword
050-4002	6008-2RS	68mm X 40mm X 15mm	2 "2RS" Non-Contact Rubber	1	B	16B

QUICK REFERENCE CHART

Part No.	Bearing No.	O.D. x I.D. x Width	Description	Pack Qty.	Code	Keyword
050-4000	6004-2RKL / T	42mm X 20mm X 12mm	2 Rubber Seals	10	B	16B
050-4003	6204-2RKL / T	47mm X 20mm X 14mm	2 Rubber Seals	10	B	16B
050-4005	6205-2RKL / T	52mm X 25mm X 15mm	2 Blue Seals	10	B	16B
050-4006	6205-1 -2RKL / T	52mm X 25.4 X 15mm	2 Blue Seals	1	B	16B
050-4008	SA205-16L / T	52mm X 25.4 X 15mm	Radial / Lock Collar / 2 Blue Seals	1	B	16B
050-4009	SB205-16L / T	52mm X 25.4mm X 15mm	Radial / 2 Set Locks / 2 Blue Seals	1	B	16B
050-4012	6202-10-2RKL-T	35mm X .625" X 11mm	2 Blue Seals	1	B	16B
050-4015	6206 2RS	62mm X 30mm X 15mm	2 Rubber Seals	1	B	16B
050-4019	SA205-14	52mm X .875" X 15mm	Radial / Lock Collar / 2 Blue Seals	1	B	16B
050-4020	SB205-14 LT	52mm X .875" X 15mm	Radial / 2 Set Locks / 2 Steel Shields	1	B	16B
050-4034	CS205-2R1-1	52mm X 25.4mm X 15mm	Radial / 2 Steel Shields	1	B	16B
050-4035	6002-2RS	32mm X 15mm X 9mm	2 Blue Seals	1	B	16B
050-4036	6005-2RS	47mm X 25mm X 12mm	2 Brown Seals	1	B	16B
050-4037	CS205DDU	52mm X 25mm X 15mm	Radial / 2 Rubber Seals	1	B	16B
050-4038	62 / 28 -2RD-QE6	58mm X 28mm X 16mm	2 Blue Seals	1	B	16B
050-4041	6009 2RS	45mm X 75mm X 16mm	2 Rubber Seals	1	B	16B
050-4119	SB205-14	52mm X .875" X 15mm	2 Set Locks / 2 Steel Shields	1	B	16B
050-4200	K1000	50.3mm X 25.4mm X 14.8mm	2 Tapered/ L44643 / L44610 1 Seal / Cotter Pin / Lube	1	B	17
050-4201	K1063	50.3mm X 1.625" X 14.8mm	2 Tapered/ L44649 / L44610 1 Seal / Cotter Pin / Lube	1	B	17



RBI BEARING

- Thickener=Lithium
- Temperature Range: -65 to +250
- 2 Blue Rubber Seals
- Beacon 325 grease
- Base Oil=Diester

Part No.	Bearing No.	O.D. x I.D. x Width	Description	Pack Qty.	Code	Keyword
050-5000	6004-2RS	42mm X 20mm X 12mm	2 Blue Seals	10	B	16B
050-5003	6204-2RS	47mm X 20mm X 14mm	2 Blue Seals	10	B	16B
050-5005	6205-2RS	52mm X 25mm 15mm	2 Blue Seals	10	B	16B
050-5009	SB205-16L / T	52mm X 25.4mm X 15mm	Radial / Double Set Lock	1	B	16B

ECONOMY BEARINGS

Part No.	Bearing No.	O.D. x I.D. x Width	Description	Pack Qty.	Code	Keyword
050-6037	CS 6205-2RS	52mm X 25mm X 15mm	2 Rubber Seals	1	B	16B
050-6038	62 / 28 2RS	58mm X 28mm X 16mm	2 Rubber Seals	1	B	16B
050-6000	6004 2RS	42mm X 20mm X 12mm	2 Rubber Seals	10	B	16B
050-6002	60 / 22 2RS	45mm X 22mm X 12mm	NO SEALS	1	B	16B
050-6003	6204 2RS	47mm X 20mm X 14mm	2 Rubber Seals	10	B	16B
050-6005	6205 2RS	52mm X 25mm 15mm	2 Rubber Seals	10	B	16B
050-6012	6202 2RS 5 / 8	35mm X .625" X 11mm	2 Rubber Seals	1	B	16B
050-6015	6206 2RS	62mm X 30mm X 15mm	2 Rubber Seals	1	B	16B
050-6039	6905 2RS		2 Rubber Seals	1	B	16B

6909-2RS BEARING

Part No.	Bearing No.	O.D. x I.D. x Width	Description	Code	Keyword
050-6040	6909-2RS	68mm X 45mm 12mm	Sealed	B	16B



ALL BEARINGS PRICED INDIVIDUALLY.

ARCTIC CAT™ 6006 2RS UPPER IDLER WHEEL BEARING

Part No.	Bearing No.	O.D. x I.D. x Width	Description	Min. Order Qty	Brand
Arctic Cat™					
050-4040	6006 2RS			1	KML



POLARIS™ JACKSHAFT BEARING AL205

Part No.	Bearing No.	O.D. x I.D. x Width	Description	Min. Order Qty	Brand
Polaris™					
050-4034	CS205-2R1-1	52mm X 25.4mm X 15mm	radial / 2 steel shields	1	KML



SKI-DOO™ LOWER CHAIN CASE 62/28

Part No.	Bearing No.	O.D. x I.D. x Width	Description	Min. Order Qty	Brand
Ski-Doo™					
050-4038	62 / 28 -2RD-QE6	58mm X 28mm X 16mm	2 blue seals	1	KML
050-6038	62 / 28 2RS	58mm X 28mm X 16mm	2 RUBBER SEALS	1	Economy



SKI-DOO™ 6205 BEARING

Part No.	Bearing No.	O.D. x I.D. x Width	Description	Min. Order Qty	Brand
Ski-Doo™					
050-3405	6205			1	NTN Black Ice
050-6005	6205 2RS	52mm X 25mm 15mm	2 RUBBER SEALS	10	Economy
050-3305	6205 2RS	52mm X 25mm 15mm		8	NTN
050-4005	6205-2RKL / T	52mm X 25mm X 15mm	2 BLUE SEALS	10	KML
050-3105	6205 2RS			1	NTN
050-3205	6205LLUN1C3/3E	52mm X 25mm 15mm	2 RUBBER SEALS	10	NTN
050-5005	6205-2RS	52mm X 25mm 15mm	2 blue seals	10	RBI Economy



SKI-DOO™ LEFT SIDE DRIVE 6205 RADIAL

Part No.	Bearing No.	O.D. x I.D. x Width	Description	Min. Order Qty	Brand
Ski-Doo™					
050-4037	CS205DDU	52mm X 25mm X 15mm	radial / 2 rubber seals	1	KML
050-6037	CS 6205-2RS	52mm X 25mm X 15mm	2 RUBBER SEALS	1	Economy



SKI-DOO™ TOP IDLER BEARING 6202

Part No.	Bearing No.	O.D. x I.D. x Width	Description	Min. Order Qty	Brand
Ski-Doo™					
050-4013	6202-2RKL / T	35mm X 15mm X 11mm	2 BLUE SEALS	1	KML



ALL BEARINGS PRICED INDIVIDUALLY.

BEARINGS

CODE = B **KEYWORD = 16B**



SKI-DOO™/YAMAHA™ IDLER BEARING 6204

Part No.	Bearing No.	O.D. x I.D. x Width	Description	Min. Order Qty	Brand
Ski-Doo™					
Yamaha™					
050-5003	6204-2RS	47mm X 20mm X 14mm	2 blue seals	10	RBI Economy
050-6003	6204 2RS	47mm X 20mm X 14mm	2 RUBBER SEALS	10	Economy
050-4003	6204-2RKL / T	47mm X 20mm X 14mm	2 RUBBER SEALS	10	KML
050-3103	6204	47mm X 20mm X 14mm	2 rubber seals	1	NTN



YAMAHA™ LH DRIVE ASS205N

Part No.	Bearing No.	O.D. x I.D. x Width	Description	Min. Order Qty	Brand
Yamaha™					
050-3021	ASS205N	52mm X 25mm 15mm	flat 2 set locks	1	NTN



YAMAHA™ BEARING 6004

Part No.	Bearing No.	O.D. x I.D. x Width	Description	Min. Order Qty	Brand
Yamaha™					
050-3210	6004LLU/3EQ14_T	42mm X 20mm X 12mm	2 rubber seals	10	NTN
050-3010	6004	42mm X 20mm X 12mm	2 blue seals	10	NTN
050-4000	6004-2RKL / T	42mm X 20mm X 12mm	2 RUBBER SEALS	10	KML
050-5000	6004-2RS	42mm X 20mm X 12mm	2 blue seals	10	RBI Economy
050-3410	6004			1	NTN Black Ice



ALL BEARINGS PRICED INDIVIDUALLY.

BEARING HOUSING

I.D.: 39.3mm
 O.D.: 120.1mm
 T: 1.6mm
 w/Bolt Hole: 8.75mm



Part No.	Code	Keyword
043-5100	B	16B

Yamaha™ # 83R-47551-00-00	
Model	Year
VK540	1988-05
VK540	2017-18

TRACK SPROCKET

OEM# 572-0102-00
 Teeth: 9, I.D.: 78.2MM
 O.D.: 130mm
 Thickness: 22.8mm
 Small Hole: 6.6mm
 Hardness: 90
 Material: Polyurethane



Part No.	Code	Keyword
042-5000	B	16

Model	Year
Moto-Ski™	
SPIRIT 250	1976-83
NUVIK 300 (TWIN)	1976-77
MIRAGE 300	1979
Ski-Doo™	
ALPINE	1968-87
BLIZZARD	1970-71
CITATION	1978-79
ELAN	1971-96
ELITE	1973-74
NORDIC	1969-71
OLYMPIQUE	1967-78
SKANDIC	1971
SUPER	1968
TNT	1971-72 & 74
VALMONT	1971-73



DRIVE SHAFT/JACK SHAFT BEARING & SEAL KITS

CODE = B

KEYWORD = 5



Each kit contains all of the bearings and seals necessary to repair the specified location. Jack shaft kit includes all input shaft bearings and seals. Drive shaft kit includes all output bearings and seals including caliper bearings.

CC	Model	Years	Drive Shaft Bearing and Seal Kit lower Shaft - Track	Jack Shaft Bearing and Seal Kit Upper Shaft	Tensioner Kit
Arctic Cat™					
120cc	120 Sno-Pro	2010 - 2013	14-1075		
120cc	ZR 120	2000 - 2021	14-1075		
250cc	Lynx 2000 S	1977 - 1980	14-1008	14-1009	
275cc	Jag 2000	1976 - 1980	14-1008	14-1007	
275cc	Lynx 2000 T	1977 - 1980	14-1008	14-1009	
340cc	Bear Cat 340	1995 - 1997	14-1008	14-1007	14-2001
340cc	Bear Cat 340	1998 - 2000	14-1008	14-1007	14-2002
340cc	Cheetah 340	1994	14-1008	14-1007	14-2002
340cc	El Tigre Cross Country	1977	14-1008	14-1007	
340cc	Jag	1987 - 1990	14-1008	14-1007	
340cc	Jag 3000 FA/2	1976 - 1980	14-1008	14-1007	
340cc	Jag 3000 FC/2	1979 - 1980	14-1008	14-1007	
340cc	Jag 340	1998 - 1999	14-1008	14-1007	14-2001
340cc	Jag 340	2000	14-1008	14-1007	
340cc	Jag AFS Deluxe	1991	14-1008	14-1007	
340cc	Jag Deluxe	1987 - 1990	14-1008	14-1007	
340cc	Jag Deluxe	1998	14-1008	14-1007	14-2001
340cc	Jag Deluxe	1999 - 2000	14-1008	14-1007	
340cc	Jag Mountain Cat	1990 - 1991	14-1008	14-1007	
340cc	Lynx	1991 - 1993	14-1008	14-1007	
340cc	Lynx Deluxe	1991 - 1993	14-1008	14-1007	
340cc	Lynx Mountain Cat	1991 - 1993	14-1008	14-1007	
340cc	Panther 340	1998 - 2000	14-1008	14-1007	14-2001
340cc	Puma	1994 - 1997	14-1008	14-1007	14-2001
340cc	Puma 2 Up	1994 - 1997	14-1008	14-1007	14-2001
340cc	Puma Deluxe	1994 - 1997	14-1008	14-1007	14-2001
340cc	Trail Cat 3000	1979 - 1980	14-1008	14-1007	
370cc	Panther 370	1999 - 2000	14-1008	14-1007	
370cc	Panther 370	2001 - 2002	14-1008	14-1007	14-2002
370cc	Panther 370	2003	14-1046	14-1007	14-2002
370cc	Panther 370	2004 - 2008	14-1008	14-1007	14-2002
370cc	Z 370	1999	14-1008	14-1007	14-2002
370cc	Z 370	2000 - 2008	14-1008	14-1007	14-2001
370cc	Z 370 ES	2000 - 2003	14-1008	14-1007	14-2001
370cc	Z 370 LX	2004 - 2007	14-1008	14-1007	14-2001
400cc	Blast 4000	2021	14-1065	14-1073	
400cc	ZR 400	1995	14-1008	14-1007	14-2002
440cc	Bear Cat 440	1995 - 1998	14-1008	14-1007	14-2002
440cc	Bear Cat I	1999 - 2000	14-1008	14-1007	14-2002
440cc	Cheeta 4000	1976	14-1008	14-1007	
440cc	Cheetah 440 1 Speed	1994	14-1008	14-1007	14-2002
440cc	Cheetah 440 2 Speed	1994	14-1008	14-1007	14-2002
440cc	Cheetah Touring	1991 - 1993	14-1008	14-1007	
440cc	Cougar	1991	14-1008	14-1007	
440cc	Cougar	1992 - 1994	14-1008	14-1007	14-2002
440cc	Cougar Mountain Cat	1993 - 1994	14-1008	14-1007	14-2002
440cc	El Tigre 4000	1976 - 1977	14-1008	14-1007	
440cc	El Tigre 5000	1978 - 1988	14-1008	14-1007	
440cc	El Tigre 6000	1978	14-1008	14-1007	
440cc	Jag	1991 - 1997	14-1008	14-1007	
440cc	Jag 4000	1981 - 1988	14-1008	14-1007	
440cc	Jag AFS	1990	14-1008	14-1007	
440cc	Jag Deluxe	1990 - 1999	14-1008	14-1007	
440cc	Jag FC/2	1995 - 2000	14-1008	14-1007	
440cc	Jag LC/2	1996	14-1008	14-1007	
440cc	Jag Special	1991 - 1992	14-1008	14-1007	
440cc	Jag Z	1993 - 1994	14-1008	14-1007	
440cc	Pantera	1985 - 1992	14-1008	14-1007	
440cc	Pantera EFI	1993	14-1008	14-1007	
440cc	Panther 4000	1976 - 1978	14-1008	14-1007	
440cc	Panther 440	1980 - 1993	14-1008	14-1007	
440cc	Panther 440	1994	14-1008	14-1068	
440cc	Panther 440	1995	14-1008	14-1007	
440cc	Panther 440	1996 - 2000	14-1008	14-1007	14-2002
440cc	Panther 440	2001 - 2002	14-1008	14-1007	14-2001
440cc	Panther 440 FC/2	1995 - 1996	14-1008	14-1007	
440cc	Panther Deluxe	1989 - 1993	14-1008	14-1007	
440cc	Panther Deluxe	1994 - 1996	14-1008	14-1007	14-2002
440cc	Panther Liquid Cooled	1996	14-1008	14-1007	14-2002
440cc	Panther Mountain Cat	1989 - 1994	14-1008	14-1007	
440cc	Panther Rental	1995	14-1008	14-1007	
440cc	Prowler 2 Up	1991 - 1993	14-1008	14-1007	
440cc	Prowler 2 Up EFI	1994	14-1008	14-1007	
440cc	Prowler 440	1990 - 1993	14-1008	14-1007	

TERMS & INDEX

NEW

HELMETS

HELMET ACCESSORIES

APPAREL

ACCESSORIES

TRACKS & SUSPENSION

STEERING

TRANS MISSION

PLOW & WINCH

WIND SHIELDS

BRAKES & CARB.

ENGINE PARTS

ELECTRICAL

TRAILER

CHEMICALS

TECH & TOOLS

P.O.P

DRIVE SHAFT/JACK SHAFT BEARING & SEAL KITS

CODE = B

KEYWORD = 5



Each kit contains all of the bearings and seals necessary to repair the specified location. Jack shaft kit includes all input shaft bearings and seals. Drive shaft kit includes all output bearings and seals including caliper bearings.

NEW

HELMETS

HELMET ACCESSORIES

APPAREL

ACCESSORIES

TRACKS & SUSPENSION

STEERING

TRANS MISSION

PLOW & WINCH

WIND SHIELDS

BRAKES & CARB.

ENGINE PARTS

ELECTRICAL

TRAILER

CHEMICALS

TECH & TOOLS

P.O.P

CC	Model	Years	Drive Shaft Bearing and Seal Kit lower Shaft - Track	Jack Shaft Bearing and Seal Kit Upper Shaft	Tensioner Kit
Arctic Cat™					
440cc	Prowler 440 EFI	1994	14-1008	14-1007	14-2002
440cc	Prowler Mountain Cat	1990 - 1994	14-1008	14-1007	
440cc	Prowler Special	1991 - 1992	14-1008	14-1007	
440cc	Super Jag	1990	14-1008	14-1007	
440cc	Super Jag LT	1987 - 1992	14-1008	14-1007	
440cc	Trail Cat 4000	1980 - 1981	14-1008	14-1007	
440cc	Z 440	1995 - 2001	14-1008	14-1007	14-2002
440cc	Z 440	2002	14-1008	14-1007	14-2001
440cc	Z 440	2005	14-1008	14-1007	
440cc	Z 440 ES	2001 - 2002	14-1008	14-1007	14-2001
440cc	Z 440 ESR	2003	14-1008	14-1009	14-2001
440cc	Z 440 LX	2004 - 2006	14-1008	14-1007	14-2002
440cc	Z 440 Sno-Pro	1999 - 2000	14-1008	14-1007	14-2002
440cc	Z 440 Sno-Pro	2001 - 2002	14-1008	14-1007	14-2001
440cc	Z 440 Sno-Pro	2003	14-1046	14-1007	14-2002
440cc	ZL 440	1997 - 1999	14-1008	14-1007	14-2002
440cc	ZL 440	2000	14-1008	14-1007	
440cc	ZR 440	1993	14-1008	14-1007	
440cc	ZR 440	1994 - 1998	14-1008	14-1007	14-2002
440cc	ZR 440 Sno-Pro	1997	14-1008		14-2002
440cc	ZR 440 Sno-Pro	1998 - 2001	14-1008	14-1007	14-2002
440cc	ZR 440 Sno-Pro	2002		14-1009	
440cc	ZR 440 Sno-Pro	2003	14-1046	14-1009	14-2002
440cc	ZR 440 Sno-Pro	2004 - 2006			14-2002
500cc	Cheetah	1986 - 1993	14-1008	14-1007	
500cc	Cheetah 5000	1976 - 1978	14-1008	14-1007	
500cc	Cheetah Touring	1988 - 1990	14-1008	14-1007	
500cc	Cougar	1986 - 1990	14-1008	14-1007	
500cc	Cougar 5000	1985	14-1008	14-1007	
500cc	Cougar Mountain Cat	1986 - 1990	14-1008	14-1007	
500cc	Cross Fire 500 EFI	2007 - 2009	14-1014	14-1010	
500cc	EI Tigre 5000	1976 - 1979	14-1008	14-1007	
500cc	EI Tigre 5000 FC	1977 - 1981	14-1008	14-1007	
500cc	EI Tigre 6000	1979	14-1008	14-1007	
500cc	EI Tigre 6000 LC	1980 - 1985	14-1008	14-1007	
500cc	F5 EFI	2007 - 2014	14-1014	14-1010	
500cc	Fire Cat 500	2003	14-1046	14-1009	14-2002
500cc	Fire Cat 500	2004	14-1008	14-1009	14-2002
500cc	Fire Cat 500	2005 - 2006	14-1012	14-1011	
500cc	Fire Cat 500/Sno-Pro	2003	14-1046	14-1009	14-2002
500cc	Fire Cat 500/Sno-Pro	2004	14-1008	14-1009	14-2002
500cc	Fire Cat 500/Sno-Pro	2005 - 2006	14-1012	14-1011	
500cc	M5 500 Mountain Cat	2005	14-1012	14-1011	
500cc	M5 500 Mountain Cat EFI	2006	14-1012	14-1010	
500cc	Mountain Cat 500	2002	14-1008	14-1007	14-2002
500cc	Mountain Cat 500 / EFI	2001	14-1008	14-1007	14-2002
500cc	Pantera 5000	1979 - 1981	14-1008	14-1007	
500cc	Pantera 5000 FC/2	1976 - 1978	14-1008	14-1007	
500cc	Panther	1986 - 1988	14-1008	14-1007	
500cc	Panther 5000	1976 - 1980	14-1008	14-1007	
500cc	Panther 5000	1981	14-1012		
500cc	Powder Special 500 EFI	1999 - 2000	14-1008	14-1007	14-2002
500cc	Saber Cat 500 & LX	2004 - 2005	14-1008	14-1009	14-2002
500cc	Saber Cat 500 & LX EFI	2006	14-1008	14-1009	14-2002
500cc	T 500 EFI	2008 - 2009	14-1014	14-1010	
500cc	ZL 500	1998 - 2002	14-1008	14-1007	14-2002
500cc	ZL 500 EFI	1999 - 2001	14-1008	14-1007	14-2002
500cc	ZR 4000 EFI	2015 - 2017	14-1065	14-1071	
500cc	ZR 500	1998 - 2001	14-1008	14-1007	14-2002
500cc	ZR 500 Cross Country	2002	14-1008	14-1007	14-2002
500cc	ZR 500 EFI	1999 - 2001	14-1008	14-1007	14-2002
530cc	Cheetah	1986 - 1988	14-1008	14-1007	
530cc	EI Tigre 6000	1986 - 1989	14-1008	14-1007	
530cc	EI Tigre EXT	1989 - 1991	14-1008	14-1007	
530cc	EI Tigre Mountain Cat	1989 - 1991	14-1008	14-1007	
550cc	Bear Cat 550	1995 - 1996	14-1008	14-1007	
550cc	Bear Cat Wide Track	1996 - 1997	14-1008	14-1007	
550cc	Bear Cat Wide Track	1998 - 2002	14-1008	14-1007	14-2002
550cc	Cheetah 550	1994	14-1008	14-1007	14-2002
550cc	Cougar	1995 - 1998	14-1008	14-1007	14-2002
550cc	Cougar 2 Up	1996	14-1008	14-1007	14-2002
550cc	Cougar Deluxe	1998	14-1008	14-1007	14-2002
550cc	Cougar Mountain Cat	1995 - 1998	14-1008	14-1007	14-2002
550cc	EXT	1992 - 1993	14-1008	14-1007	14-2002

DRIVE SHAFT/JACK SHAFT BEARING & SEAL KITS

CODE = B

KEYWORD = 5



Each kit contains all of the bearings and seals necessary to repair the specified location. Jack shaft kit includes all input shaft bearings and seals. Drive shaft kit includes all output bearings and seals including caliper bearings.

CC	Model	Years	Drive Shaft Bearing and Seal Kit lower Shaft - Track	Jack Shaft Bearing and Seal Kit Upper Shaft	Tensioner Kit
Arctic Cat™					
550cc	EXT Mountain Cat	1992	14-1008	14-1007	14-2002
550cc	EXT Mountain Cat EFI	1993	14-1008	14-1007	14-2002
550cc	EXT Special	1991	14-1008	14-1007	
550cc	Pantera 550	2002 - 2005	14-1008	14-1007	14-2002
550cc	Pantera 550 EFI	1993 - 1994	14-1008	14-1007	14-2002
550cc	Panther 550	1997 - 2001	14-1008	14-1007	14-2002
550cc	Prowler 550 / 2 UP	1995	14-1008	14-1007	14-2002
550cc	ZL 550	2001 - 2003	14-1008	14-1007	14-2002
550cc	ZL 550 EFI	2000	14-1008	14-1007	
550cc	ZL 550 esr	2000	14-1008	14-1007	
550cc	ZL 550 esr	2001 - 2003	14-1008	14-1007	14-2002
570cc	Bear Cat 2000	2015 - 2018	14-1014	14-1010	
570cc	Bear Cat 570	2004 - 2005	14-1046	14-1007	14-2002
570cc	Bear Cat 570	2006 - 2007	14-1008	14-1007	14-2002
570cc	Bear Cat 570	2008	14-1008	14-1007	
570cc	Bear Cat 570/XT	2009 - 2014	14-1014	14-1010	
570cc	F570/LXR	2008 - 2014	14-1014	14-1010	
570cc	Lnyx 2000	2015 - 2020	14-1014	14-1010	
570cc	Mountain Cat 570	2002	14-1008	14-1007	14-2002
570cc	Mountain Cat 570	2003	14-1046	14-1007	14-2002
570cc	Mountain Cat 570	2004	14-1008	14-1007	14-2002
570cc	Panther 570	2002 - 2007	14-1008	14-1007	14-2002
570cc	Panther 570 esr	2002	14-1008	14-1007	14-2002
570cc	Panther 570 esr	2003	14-1046	14-1007	14-2002
570cc	T 570	2008 - 2014	14-1014	14-1010	
570cc	Z 570 All Models	2002 - 2007	14-1008	14-1007	14-2002
580cc	EXT 580	1993 - 1996	14-1008	14-1007	14-2002
580cc	EXT 580 EFI	1998	14-1008	14-1007	14-2002
580cc	EXT 580 EFI All Models	1993 - 1997	14-1008	14-1007	14-2002
580cc	EXT 580 EFI Deluxe	1998	14-1008	14-1007	14-2002
580cc	EXT Powder Special	1995 - 1997	14-1008	14-1007	14-2002
580cc	EXT Powder Special EFI	1997	14-1008	14-1007	14-2002
580cc	Pantera 580 EFI	1994 - 2001	14-1008	14-1007	14-2002
580cc	ZL 580 EFI esr EFI	2000	14-1008	14-1007	
580cc	ZR 580	1993 - 1996	14-1008	14-1007	14-2002
580cc	ZR 580 EFI	1995 - 1997	14-1008	14-1007	14-2002
600cc	600 Cross Country Racer	2014	14-1065	14-1071	
600cc	600 Sno-Pro Factory Racer	2014	14-1065	14-1071	
600cc	600 Sno-Pro/CC	2012 - 2013	14-1065	14-1072	
600cc	Cross Fire 600 All Models	2006	14-1012	14-1011	
600cc	Cross Fire 600 All Models	2007 - 2011	14-1014	14-1010	
600cc	EXT 600 Triple All Models	1997 - 1998	14-1008	14-1007	14-2002
600cc	F6 Firecat 600 EFI All Models	2005	14-1012	14-1011	
600cc	F6 Firecat 600 EFI All Models	2006	14-1012	14-1010	
600cc	F6 Firecat 600 EFI All Models	2007 - 2011	14-1014	14-1010	
600cc	Fire Cat 600 EFI Early Bird	2004	14-1046	14-1009	14-2002
600cc	Fire Cat 600 EFI w. Reverse	2005 - 2006	14-1008	14-1009	14-2002
600cc	Firecat 600	2004	14-1008	14-1009	14-2002
600cc	Firecat 600 EFI All Model	2004	14-1008	14-1009	14-2002
600cc	M 6000 EFI	2015 - 2017	14-1065	14-1071	
600cc	M 6000 EFI	2018 - 2020	14-1081	14-1071	
600cc	M 6000 EFI Sno-Pro	2014	14-1065	14-1072	
600cc	M6 EFI	2005 - 2006	14-1012	14-1011	
600cc	M6 EFI	2007 - 2011	14-1014	14-1010	
600cc	M6 EFI 600 Mountain Cat	2005	14-1012	14-1011	
600cc	M6 EFI 600 Mountain Cat	2006	14-1012	14-1010	
600cc	Mountain Cat 600 EFI	2001 - 2004	14-1008	14-1007	14-2002
600cc	Mountain Cat 600 LE EFI	2001 - 2002	14-1008	14-1007	14-2002
600cc	Mountain Cat 600 VEV	2001	14-1008	14-1007	14-2002
600cc	Pantera 600 EFI	2002	14-1008	14-1007	14-2002
600cc	Pantera 600 EFI	2003	14-1046	14-1007	14-2002
600cc	Pantera 600 EFI	2004 - 2005	14-1008	14-1007	14-2002
600cc	Powder Extreme	1997 - 1998	14-1008	14-1007	14-2002
600cc	Powder Special 600	1998 - 1999	14-1008	14-1007	14-2002
600cc	Powder Special 600/LE EFI	1998 - 1999	14-1008	14-1007	14-2002
600cc	Powder Special 600/LE/EFI	2000	14-1008	14-1007	14-2002
600cc	Saber Cat 600	2004	14-1008	14-1009	14-2002
600cc	Saber Cat 600 EFI	2004 - 2005	14-1008	14-1009	14-2002
600cc	Saber Cat 600 EFI LX & EXT	2005 - 2006	14-1008	14-1009	14-2002
600cc	XF 6000 EFI	2015 - 2019	14-1065	14-1071	
600cc	ZL 600 EFI	1999 - 2002	14-1008	14-1007	14-2002
600cc	ZL 600 EFI	2003	14-1046	14-1007	14-2002
600cc	ZL 600 EFI esr	2001 - 2002	14-1008	14-1007	14-2002
600cc	ZL 600 EFI esr	2003	14-1046	14-1007	14-2002

TERMS & INDEX

NEW

HELMETS

HELMET ACCESSORIES

APPAREL

ACCESSORIES

TRACKS & SUSPENSION

STEERING

TRANS MISSION

PLOW & WINCH

WIND SHIELDS

BRAKES & CARB.

ENGINE PARTS

ELECTRICAL

TRAILER

CHEMICALS

TECH & TOOLS

P.O.P

DRIVE SHAFT/JACK SHAFT BEARING & SEAL KITS

CODE = B

KEYWORD = 5



Each kit contains all of the bearings and seals necessary to repair the specified location. Jack shaft kit includes all input shaft bearings and seals. Drive shaft kit includes all output bearings and seals including caliper bearings.

CC	Model	Years	Drive Shaft Bearing and Seal Kit lower Shaft - Track	Jack Shaft Bearing and Seal Kit Upper Shaft	Tensioner Kit
Arctic Cat™					
600cc	ZL 600 EFI SS	2002	14-1008	14-1007	14-2002
600cc	ZL 600 EFI SS	2003	14-1046	14-1007	14-2002
600cc	ZR 600	1998 - 2002	14-1008	14-1007	14-2002
600cc	ZR 600 Blair Morgan	2000	14-1008	14-1007	14-2002
600cc	ZR 600 EFI	1998	14-1008	14-1007	14-2002
600cc	ZR 600 EFI LE	1998 - 2001	14-1008	14-1007	14-2002
600cc	ZR 600 LE	1999	14-1008	14-1007	14-2002
600cc	ZR 600 VEV	2001	14-1008	14-1007	14-2002
600cc	ZR 600 XC EFI	1998 - 1999	14-1008	14-1007	14-2002
600cc	ZR 6000 Carb	2014 - 2016	14-1065	14-1072	
600cc	ZR 6000 EFI	2014	14-1065	14-1072	
600cc	ZR 6000 EFI	2015 - 2021	14-1065	14-1071	
600cc	ZRT 600	1995 - 2002	14-1008	14-1007	14-2002
650cc	Wild Cat	1987 - 1990	14-1008	14-1007	
650cc	Wild Cat Mountain Cat	1989 - 1992	14-1008	14-1007	
660cc	4 - Stroke Touring EFI	2002	14-1008	14-1007	14-2002
660cc	4 - Stroke Touring EFI	2003	14-1046	14-1007	14-2002
660cc	4 - Stroke Trail EFI	2002	14-1008	14-1007	14-2002
660cc	4 - Stroke Trail EFI	2003	14-1046	14-1007	14-2002
660cc	Bear Cat Wide Track EFI	2003 - 2005	14-1046	14-1007	14-2002
660cc	Bear Cat Wide Track EFI	2006	14-1046		14-2002
660cc	Bear Cat Wide Track EFI	2007 - 2008	14-1008		14-2002
660cc	Bear Cat Wide Track Turbo	2006	14-1046		14-2002
660cc	Bear Cat Wide Track Turbo	2007 - 2008	14-1008		14-2002
660cc	Panther 660 EFI	2006 - 2008	14-1008		14-2002
660cc	T660 ST Turbo	2005 - 2006	14-1008	14-1007	14-2002
660cc	T660 Touring EFI	2004 - 2008	14-1008	14-1007	14-2002
660cc	T660 Touring Turbo	2004 - 2006	14-1008	14-1007	14-2002
660cc	T660 Trail Turbo	2004 - 2006	14-1008	14-1007	14-2002
660cc	T660 Trail Turbo	2007	14-1008		14-2002
660cc	T660 Turbo	2005 - 2006	14-1008	14-1007	14-2002
700cc	Berarc 3000 EFI	2017	14-1065	14-1073	
700cc	Cross fire 700 EFI	2006	14-1012	14-1011	
700cc	Cross fire 700 EFI Sno-Pro	2006	14-1012	14-1010	
700cc	F7 700	2004 - 2005	14-1008	14-1009	14-2002
700cc	F7 700	2006	14-1012	14-1010	
700cc	F7 700 EFI Sno-Pro	2006	14-1012	14-1010	
700cc	F7 700 EFI w. Reverse	2005 - 2006	14-1008	14-1009	14-2002
700cc	F7 700 Fire Cat/EFI/Sno-Pro	2003	14-1046	14-1009	14-2002
700cc	F7 700 Fire Cat/EFI/Sno-Pro	2004	14-1008	14-1009	14-2002
700cc	F7 700 Fire Cat/EFI/Sno-Pro	2006	14-1012	14-1011	
700cc	F7 700 Fire Cat/EFI/Son Pro	2005	14-1012	14-1011	
700cc	M7 700 Mountain Cat	2006	14-1012	14-1010	
700cc	M7 EFI 700 Mountain Cat	2005	14-1012	14-1011	
700cc	M7 EFI 700 Mountain Cat	2006	14-1012	14-1010	
700cc	Norseman 3000 EFI	2018	14-1065	14-1073	
700cc	Norseman 3000 EFI	2019	14-1081	14-1073	
700cc	Pantera 3000 EFI	2017 - 2019	14-1065	14-1073	
700cc	Powder Special 700/LE	1999 - 2000	14-1008	14-1007	14-2002
700cc	Saber Cat 700 EFI	2004 - 2006	14-1008	14-1009	14-2002
700cc	Saber Cat 700 EFI LX & EXT	2005 - 2006	14-1008	14-1009	14-2002
700cc	Wild Cat	1991 - 1993	14-1008	14-1007	
700cc	Wild Cat EFI	1991 - 1994	14-1008	14-1007	
700cc	Wild Cat EFI	1995 - 1996	14-1008	14-1007	14-2002
700cc	Wild Cat MC EFI	1991 - 1994	14-1008	14-1007	
700cc	Wild Cat MC EFI	1995 - 1996	14-1008	14-1007	14-2002
700cc	Wild Cat Mountain Cat	1991 - 1993	14-1008	14-1007	
700cc	Wild Cat Touring	1994 - 1996	14-1008	14-1007	14-2002
700cc	ZL 700	2000	14-1008	14-1007	14-2002
700cc	ZR 3000 EFI	2017 - 2019	14-1065	14-1073	
700cc	ZR 700	1994 - 2000	14-1008	14-1007	14-2002
800cc	Cross Fire 800 EFI	2007 - 2011	14-1014	14-1010	
800cc	Cross Fire 800 EFI Sno-Pro	2008 - 2009	14-1014	14-1010	
800cc	Cross Fire CFR 8 HO EFI	2010 - 2011	14-1014	14-1010	
800cc	F8 EFI/LXR/Sno-Pro	2007 - 2011	14-1014	14-1010	
800cc	F800 EFI All Models	2012 - 2013	14-1065	14-1072	
800cc	M 8000 EFI All Models	2014	14-1065	14-1072	
800cc	M 8000 EFI All Models	2015 - 2017	14-1065	14-1071	
800cc	M 8000 EFI All Models	2018 - 2021	14-1081	14-1071	
800cc	M8 EFI/Sno-Pro	2007 - 2011	14-1014	14-1010	
800cc	M800 EFI All Models	2012 - 2013	14-1065	14-1072	
800cc	Mountain Cat 800	2001 - 2002	14-1008	14-1007	14-2002
800cc	Mountain Cat 800 EFI	2002	14-1008	14-1007	14-2002

DRIVE SHAFT/JACK SHAFT BEARING & SEAL KITS

CODE = B

KEYWORD = 5



Each kit contains all of the bearings and seals necessary to repair the specified location. Jack shaft kit includes all input shaft bearings and seals. Drive shaft kit includes all output bearings and seals including caliper bearings.

CC	Model	Years	Drive Shaft Bearing and Seal Kit lower Shaft - Track	Jack Shaft Bearing and Seal Kit Upper Shaft	Tensioner Kit
Arctic Cat™					
800cc	Mountain Cat 800 EFI	2003	14-1046	14-1007	14-2002
800cc	Mountain Cat 800 EFI	2004	14-1008	14-1007	14-2002
800cc	Norseman X 8000	2019	14-1065	14-1071	
800cc	Pantera 800	1998 - 1999	14-1008	14-1007	14-2002
800cc	Pantera 800 EFI	2002	14-1008	14-1007	14-2002
800cc	Pantera 800 EFI	2003	14-1046	14-1007	14-2002
800cc	Pantera 800 EFI	2004	14-1008	14-1007	14-2002
800cc	Riot 8000	2020 - 2021	14-1081	14-1071	
800cc	XF 800 EFI LXR/Sno-Pro/HC	2012 - 2013	14-1065	14-1072	
800cc	XF 8000 EFI	2017 - 2019	14-1065	14-1071	
800cc	XF 8000 EFI All Models	2014	14-1065	14-1072	
800cc	XF 8000 EFI All Models	2015 - 2016	14-1065	14-1071	
800cc	ZL 800 All Models	2001 - 2002	14-1008	14-1007	14-2002
800cc	ZL 800 All Models EFI	2003	14-1046	14-1007	14-2002
800cc	ZR 800 All Models	2001 - 2002	14-1008	14-1007	14-2002
800cc	ZR 800 All Models EFI	2002	14-1008	14-1007	14-2002
800cc	ZR 800 All Models EFI	2003	14-1046	14-1007	14-2002
800cc	ZR 8000 EFI	2014	14-1065	14-1072	
800cc	ZR 8000 EFI	2015 - 2021	14-1065	14-1071	
800cc	ZRT 800	1995 - 2001	14-1008	14-1007	14-2002
900cc	King Cat 900 EFI	2004 - 2006	14-1008	14-1007	14-2002
900cc	Mountain Cat 900	2003	14-1046	14-1007	14-2002
900cc	Mountain Cat 900	2004	14-1008	14-1007	14-2002
900cc	Mountain Cat 900 EFI	2003	14-1046	14-1007	14-2002
900cc	Mountain Cat 900 EFI	2004	14-1008	14-1007	14-2002
900cc	Thunder Cat Mountain Cat	1993 - 1997	14-1008	14-1007	14-2002
900cc	ZR 900	2003	14-1046	14-1007	14-2002
900cc	ZR 900	2004 - 2005	14-1012	14-1011	
900cc	ZR 900 EFI	2004 - 2006	14-1012	14-1011	
900cc	ZR 900 Sno-Pro	2003	14-1046	14-1007	14-2002
900cc	ZR 900 Sno-Pro	2004 - 2005	14-1012	14-1011	
900cc	ZR 900 Sno-Pro EFI	2004 - 2006	14-1012	14-1011	
998cc	XF 9000 EFI	2018 - 2019	14-1065	14-1083	
998cc	ZR 9000 EFI	2017 - 2021	14-1065	14-1083	
1000cc	Cross Fire 1000 EFI	2007	14-1014	14-1010	
1000cc	Cross Fire 1000 EFI/Sno-Pro	2008 - 2009	14-1014	14-1010	
1000cc	Cross Fire CFR 1000 EFI	2010 - 2011	14-1014	14-1010	
1000cc	F 1000 EFI	2007 - 2009	14-1014	14-1010	
1000cc	F 1000 EFI Sno-Pro	2008 - 2009	14-1014	14-1010	
1000cc	M 1000 EFI/Sno-Pro	2007 - 2011	14-1014	14-1010	
1000cc	M 9000 Turbo All Models	2017 - 2019	14-1065	14-1083	
1000cc	Mountain Cat 1000	2001 - 2002	14-1008	14-1007	14-2002
1000cc	Pantera 1000	2000 - 2001	14-1008	14-1007	14-2002
1000cc	Thunder Cat	1998 - 2002	14-1008	14-1007	14-2002
1000cc	Thunder Cat Mountain Cat	1998 - 2000	14-1008	14-1007	14-2002
1050cc	M 7000 EFI	2015 - 2016	14-1065	14-1073	
1050cc	Pantera 7000 EFI	2015 - 2018	14-1065	14-1073	
1050cc	Pantera 7000 EFI	2019	14-1065		
1050cc	XF 7000 EFI All Models	2014	14-1065	14-1074	
1050cc	XF 7000 EFI All Models	2015 - 2018	14-1065	14-1073	
1050cc	ZR 7000 EFI	2014	14-1065	14-1074	
1050cc	ZR 7000 EFI	2015 - 2018	14-1065	14-1073	
1050cc	ZR 7000 EFI	2019	14-1065	14-1083	
1050cc	ZR 7000 LXR EFI	2016	14-1065	14-1073	
1056cc	ZR 5000	2017	14-1065	14-1071	
1100cc	Bearcat 5000 XT EFI	2015	14-1014	14-1010	
1100cc	Bearcat Z1 XT EFI	2010 - 2014	14-1014	14-1010	
1100cc	F 1100 EFI All Models	2012 - 2013	14-1065	14-1072	
1100cc	F 1100 Turbo All Models	2012 - 2013	14-1065	14-1072	
1100cc	Jaguar Z1 EFI	2007 - 2009	14-1014	14-1010	
1100cc	Jaguar Z1 Turbo/Sno-Pro	2009	14-1014	14-1010	
1100cc	M 9000 Turbo All Models	2014	14-1065	14-1072	
1100cc	M 9000 Turbo All Models	2015	14-1065	14-1071	
1100cc	M 9000 Turbo All Models	2016	14-1065	14-1073	
1100cc	M1100 EFI	2012 - 2013	14-1065	14-1072	
1100cc	M1100 Turbo All Models	2012 - 2013	14-1065	14-1072	
1100cc	TZ1 EFI	2012 - 2014	14-1014	14-1010	
1100cc	TZ1 Touring	2008 - 2010	14-1014	14-1010	
1100cc	TZ1 Touring/Park	2009	14-1014	14-1010	
1100cc	TZ1 Turbo	2009 - 2013	14-1014	14-1010	
1100cc	TZ1/Touring	2011	14-1014	14-1010	
1100cc	XF 1100 LXR	2012 - 2013	14-1065	14-1072	
1100cc	XF 1100 Sno-Pro	2012 - 2013	14-1065	14-1072	
1100cc	XF 1100 Turbo LXR	2012 - 2013	14-1065	14-1072	

TERMS & INDEX

NEW

HELMETS

HELMET ACCESSORIES

APPAREL

ACCESSORIES

TRACKS & SUSPENSION

STEERING

TRANS MISSION

PLOW & WINCH

WIND SHIELDS

BRAKES & CARB.

ENGINE PARTS

ELECTRICAL

TRAILER

CHEMICALS

TECH & TOOLS

P.O.P

DRIVE SHAFT/JACK SHAFT BEARING & SEAL KITS

CODE = B

KEYWORD = 5



Each kit contains all of the bearings and seals necessary to repair the specified location. Jack shaft kit includes all input shaft bearings and seals. Drive shaft kit includes all output bearings and seals including caliper bearings.

CC	Model	Years	Drive Shaft Bearing and Seal Kit lower Shaft - Track	Jack Shaft Bearing and Seal Kit Upper Shaft	Tensioner Kit
Arctic Cat™					
1100cc	XF 1100 Turbo Sno-Pro	2012 - 2013	14-1065	14-1072	
1100cc	XF 1100 Turbo Sno-Pro HC	2012	14-1065	14-1072	
1100cc	XF 1100 Turbo Sno-Pro LTD	2012 - 2013	14-1065	14-1072	
1100cc	XF 9000 Turbo All Models	2014	14-1065	14-1072	
1100cc	XF 9000 Turbo All Models	2015 - 2016	14-1065	14-1071	
1100cc	Z1 1100 EFI/LXR	2009 - 2010	14-1014	14-1010	
1100cc	Z1 LRX/Sno-Pro	2011	14-1014	14-1010	
1100cc	Z1 Turbo	2011	14-1014	14-1010	
1100cc	Z1 Turbo EXT/LXR/Sno-Pro	2010	14-1014	14-1010	
1100cc	ZR 5000	2014	14-1065	14-1072	
1100cc	ZR 5000	2015 - 2016	14-1065	14-1071	
1100cc	ZR 9000 Turbo	2014	14-1065	14-1072	
1100cc	ZR 9000 Turbo	2015 - 2016	14-1065	14-1071	
Polaris™					
250cc	Star 250	1985 - 1989	14-1037		
250cc	Star 250	1990	14-1001	14-1001	
250cc	Star Trak 250	1987 - 1988	14-1001	14-1001	
250cc	Star Trak 250	1989	14-1037		
250cc	Star Trak 250	1990	14-1001	14-1001	
250cc	StarLite 250	1991 - 1992	14-1037		
250cc	StarLite 250	1993	14-1002	14-1002	
250cc	StarLite 250	1994 - 1995	14-1003	14-1003	
250cc	StarLite GT 250	1993	14-1002	14-1002	
250cc	StarLite GT 250	1994	14-1003	14-1003	
340cc	340 Classic	2003 - 2006	14-1004	14-1004	
340cc	340 Edge	2003	14-1004	14-1004	
340cc	340 Edge LX	2007	14-1004	14-1005	
340cc	340 Touring	2003 - 2006	14-1004	14-1004	
340cc	340 Touring	2007	14-1004	14-1005	
340cc	340 TranSport/Euro	2008	14-1005	14-1005	
340cc	Indy 340	1999 - 2004	14-1004	14-1004	
340cc	Indy 340	2008	14-1005	14-1005	
340cc	Indy 340 Deluxe	1999 - 2002	14-1004	14-1004	
340cc	Indy 340 Touring	1999 - 2002	14-1004	14-1004	
340cc	IndyLite 340	1991 - 1992	14-1037		
340cc	IndyLite 340	1993	14-1002	14-1002	
340cc	IndyLite 340	1994 - 1997	14-1003	14-1003	
340cc	IndyLite Deluxe 340	1992	14-1037		
340cc	IndyLite Deluxe 340	1993	14-1002	14-1002	
340cc	IndyLite Deluxe 340	1994 - 1997	14-1003	14-1003	
340cc	IndyLite Deluxe 340	1998	14-1004	14-1003	
340cc	IndyLite GT 340	1991	14-1039	14-1039	
340cc	IndyLite GT 340	1992	14-1002	14-1039	
340cc	IndyLite GT 340	1993	14-1002	14-1002	
340cc	IndyLite GT 340	1994 - 1997	14-1003	14-1003	
340cc	IndyLite Touring 340	1998	14-1004	14-1003	
340cc	Sprint 340	1986 - 1987	14-1037		
340cc	Sprint ES 340	1986 - 1989	14-1037		
340cc	Sprint ES 340	1990	14-1001	14-1001	
340cc	Star Twin 340	1985	14-1037		
340cc	Star Twin/ES 340	1985	14-1037		
340cc	TXL/TXL Indy	1977 - 1982	14-1001	14-1001	
400cc	400	1985 - 1990	14-1001	14-1001	
400cc	400	1991	14-1003	14-1048	
400cc	400 SKS	1987	14-1001	14-1001	
400cc	Indy 400 Classic	1988	14-1001	14-1001	
400cc	Indy 400 SKS	1988	14-1001	14-1001	
400cc	Indy/Indy SKS/Indy Classic	1984 - 1990	14-1001	14-1001	
400cc	Trail 400	1987	14-1001	14-1001	
400cc	Trail 400 SKS	1987	14-1001	14-1001	
400cc	XC 400	1991	14-1002	14-1002	
440cc	440	1992	14-1039	14-1048	
440cc	440 Indy	1996 - 1998	14-1004	14-1004	
440cc	440 IQ / Euro	2005 - 2007	14-1004		
440cc	440 L/C	1993	14-1002	14-1002	
440cc	440 L/C	1994 - 1997	14-1003	14-1003	
440cc	440 Pro X LC/2	2001 - 2004	14-1004	14-1003	
440cc	440 XC	1997	14-1003	14-1003	
440cc	440 XC SP	2000	14-1004	14-1003	
440cc	440 XCR	1992	14-1039	14-1048	
440cc	440 XCR	1993 - 1994	14-1002	14-1002	
440cc	440 XCR	1995 - 1997	14-1003	14-1003	
440cc	440 XCR	1998	14-1004	14-1003	
440cc	440 XCR	1999	14-1004	14-1004	

DRIVE SHAFT/JACK SHAFT BEARING & SEAL KITS

CODE = B

KEYWORD = 5



Each kit contains all of the bearings and seals necessary to repair the specified location. Jack shaft kit includes all input shaft bearings and seals. Drive shaft kit includes all output bearings and seals including caliper bearings.

CC	Model	Years	Drive Shaft Bearing and Seal Kit lower Shaft - Track	Jack Shaft Bearing and Seal Kit Upper Shaft	Tensioner Kit
Polaris™					
440cc	440 XCR SP	1994	14-1002	14-1002	
440cc	440 XCR SP	1995 - 1996	14-1003	14-1003	
440cc	440 XCR SP	1999	14-1004	14-1003	
440cc	Indy/Indy 440 SKS	1993	14-1002	14-1002	
440cc	Indy/Indy 440 SKS	1994 - 1995	14-1003	14-1003	
440cc	Long Track 440	1985 - 1988	14-1001	14-1001	
440cc	Long Track LTR 440	1989	14-1001	14-1001	
440cc	Long Track Reverse	1986 - 1987	14-1001	14-1001	
440cc	Sport 440	1988 - 1990	14-1001	14-1001	
440cc	Sport 440	1991	14-1039	14-1048	
440cc	Sport 440	1992	14-1039	14-1002	
440cc	Sport 440	1993	14-1002	14-1002	
440cc	Sport 440	1994 - 1997	14-1003	14-1003	
440cc	Sport 440	1998	14-1004	14-1003	
440cc	Sport 440	1999	14-1004	14-1004	
440cc	Sport GT 440	1989 - 1990	14-1001	14-1001	
440cc	Sport GT 440	1991	14-1039	14-1048	
440cc	Sport GT 440	1992	14-1039	14-1002	
440cc	Sport Lite 440	2000	14-1004	14-1004	
440cc	Sport SKS 440	1994	14-1003	14-1003	
440cc	SS	1985 - 1986	14-1037		
440cc	Super Sport 440	1994 - 1996	14-1003	14-1003	
440cc	Tran Sport 440	1996 - 1997	14-1003	14-1003	
440cc	Tran Sport 440	1998	14-1004	14-1003	
440cc	Tran Sport 440	1999	14-1004	14-1004	
440cc	XCF 440	1997	14-1003	14-1003	
440cc	XCF 440	1998 - 1999	14-1004	14-1004	
440cc	XCF SP Edge 440	1999	14-1004	14-1004	
440cc	XCF SP Edge 440	2000 - 2001	14-1004	14-1003	
500cc	500	1989 - 1990	14-1001	14-1001	
500cc	500	1991	14-1003	14-1048	
500cc	500	1992	14-1039	14-1048	
500cc	500 CARB	1995	14-1003	14-1003	
500cc	500 Carb SKS	1996	14-1003	14-1003	
500cc	500 Classic	1989 - 1990	14-1001	14-1001	
500cc	500 Classic	1991	14-1003	14-1048	
500cc	500 Classic	1992 - 1995	14-1039	14-1048	
500cc	500 Classic	1996 - 1997	14-1003	14-1003	
500cc	500 Classic	1998 - 2006	14-1004	14-1004	
500cc	500 Classic Touring	1993	14-1002	14-1002	
500cc	500 Classic Touring	1994 - 1997	14-1003	14-1003	
500cc	500 Classic Touring	1998 - 2003	14-1004	14-1004	
500cc	500 Edge	2003 - 2004	14-1004	14-1004	
500cc	500 EFI	1993	14-1002	14-1002	
500cc	500 EFI	1994 - 1997	14-1003	14-1003	
500cc	500 EFI SKS	1993	14-1002	14-1002	
500cc	500 EFI SKS	1994 - 1995	14-1003	14-1003	
500cc	500 Indy	1996 - 1997	14-1003	14-1003	
500cc	500 Indy	1998 - 2006	14-1004	14-1004	
500cc	500 RMK	1996 - 1997	14-1003	14-1003	
500cc	500 RMK	1998 - 2002	14-1004	14-1004	
500cc	500 RMK Trail	1997	14-1003	14-1003	
500cc	500 RMK Trail	1998	14-1004	14-1004	
500cc	500 SKS	1989 - 1990	14-1001	14-1001	
500cc	500 SKS	1991	14-1003	14-1048	
500cc	500 SKS	1997	14-1003	14-1003	
500cc	500 SKS EFI	1992	14-1039	14-1039	
500cc	500 SKS EFI	1993 - 1996	14-1003	14-1003	
500cc	500 SKS/SKS Euro	2002	14-1004	14-1004	
500cc	500 SP	1989 - 1990	14-1001	14-1001	
500cc	500 SP	1991	14-1003	14-1048	
500cc	500 SP EFI	1992	14-1039	14-1039	
500cc	500 SPX EFI	1992	14-1002	14-1002	
500cc	500 XC	1999 - 2003	14-1004	14-1004	
500cc	500 XC SP	1999 - 2006	14-1004	14-1004	
500cc	500 XC SP	2007	14-1004	14-1005	
500cc	500/600 XC SP	2004 - 2005	14-1004	14-1004	
500cc	Indy Super Sport 488/500	1997 - 1998	14-1003	14-1003	
500cc	Indy Trail 488/500	1986 - 1990	14-1001	14-1001	
500cc	Indy Trail 488/500	1991 - 1992	14-1039	14-1048	
500cc	Indy Trail 488/500	1993	14-1002	14-1002	
500cc	Indy Trail 488/500	1994 - 1997	14-1003	14-1003	
500cc	Indy Trail 488/500	1998 - 1999	14-1004	14-1004	
500cc	Indy Trail Deluxe 488 / 500	1988 - 1990	14-1001	14-1001	

TERMS & INDEX
NEW
HELMETS
HELMET ACCESSORIES
APPAREL
ACCESSORIES
TRACKS & SUSPENSION
STEERING
TRANS MISSION
PLOW & WINCH
WIND SHIELDS
BRAKES & CARB.
ENGINE PARTS
ELECTRICAL
TRAILER
CHEMICALS
TECH & TOOLS
P.O.P

DRIVE SHAFT/JACK SHAFT BEARING & SEAL KITS

CODE = B

KEYWORD = 5



Each kit contains all of the bearings and seals necessary to repair the specified location. Jack shaft kit includes all input shaft bearings and seals. Drive shaft kit includes all output bearings and seals including caliper bearings.

CC	Model	Years	Drive Shaft Bearing and Seal Kit lower Shaft - Track	Jack Shaft Bearing and Seal Kit Upper Shaft	Tensioner Kit
Polaris™					
500cc	Indy Trail Deluxe 488 / 500	1991 - 1992	14-1039	14-1048	
500cc	Indy Trail Deluxe 488 / 500	1993 - 1994	14-1002	14-1002	
500cc	Indy Trail Deluxe 488 / 500	1995 - 1996	14-1003	14-1003	
500cc	Indy Trail Touring 488 / 500	1996 - 1997	14-1003	14-1003	
500cc	Indy Trail Touring 488 / 500	1998 - 1999	14-1004	14-1004	
500cc	SKS Euro	2000 - 2001	14-1004	14-1004	
500cc	Trail 488	1985 - 1986	14-1001	14-1001	
500cc	Trail ES 500	1987 - 1989	14-1001	14-1001	
500cc	Trail SKS 500	1988 - 1989	14-1001	14-1001	
500cc	Trail SP 500	1988 - 1989	14-1001	14-1001	
550cc	550 Classic	2002 - 2006	14-1004	14-1004	
550cc	550 Classic After 8/13/02	2003	14-1004	14-1004	
550cc	550 Classic Before 8/13/02	2003	14-1004	14-1004	
550cc	550 Edge LX	2007	14-1004	14-1005	
550cc	550 Indy	2014 - 2021	14-1005	14-1068	
550cc	550 Indy Adventure	2014 - 2021	14-1005	14-1068	
550cc	550 Indy EVO	2019 - 2021	14-1005	14-1068	
550cc	550 Indy LXT	2014 - 2021	14-1005	14-1068	
550cc	550 Indy Voyager	2014 - 2018	14-1005	14-1068	
550cc	550 IQ LXT/INTL	2011 - 2013	14-1005	14-1005	
550cc	550 IQ Shift/Euro	2009 - 2013	14-1005	14-1005	
550cc	550 LX	2007 - 2008	14-1005	14-1005	
550cc	550 Pro X Fan	2004	14-1004	14-1003	
550cc	550 RMK EVO	2020 - 2021	14-1005	14-1068	
550cc	550 Shift	2011 - 2013	14-1005	14-1005	
550cc	550 Voyager	2019 - 2021	14-1005	14-1068	
550cc	Sport Touring	1999 - 2004	14-1004	14-1004	
550cc	Sport Touring ES	2001 - 2002	14-1004	14-1004	
550cc	Super Sport 550	1999 - 2006	14-1004	14-1004	
550cc	Super Sport 550	2007	14-1004	14-1005	
550cc	Super Sport 550	2008	14-1005	14-1005	
550cc	Super Sport 550 After 8/13/02	2003	14-1004	14-1004	
550cc	Super Sport 550 Before 8/13/02	2003	14-1004	14-1004	
550cc	Super Sport Edge 550	2001 - 2004	14-1004	14-1004	
550cc	Super Sport Edge 550	2007	14-1005	14-1005	
550cc	Super Sport Edge 550 After 8/13/02	2003	14-1004	14-1004	
550cc	Super Sport Edge 550 Before 8/13/02	2003	14-1004	14-1004	
550cc	Super Sport M-10 F/O After 8/13/02	2003	14-1004	14-1004	
550cc	Super Sport M-10 F/O Before 8/13/02	2003	14-1004	14-1004	
550cc	Super Sport/Euro 550	2008	14-1005	14-1005	
550cc	Trail RMK 550	1999 - 2007	14-1004	14-1004	
550cc	Trail RMK 550	2008 - 2010	14-1005	14-1005	
550cc	Trail Touring 550	2000 - 2003	14-1004	14-1004	
550cc	Trail Touring 550 / Deluxe	2004 - 2006	14-1004	14-1004	
550cc	Trail Touring 550 / Deluxe	2007	14-1004	14-1005	
550cc	Trail Touring 550 / Deluxe	2008 - 2011	14-1005	14-1005	
600cc	600	1985 - 1987	14-1001	14-1001	
600cc	600 AXYS Pro RMK	2019 - 2021	14-1069	14-1069	
600cc	600 AXYS Pro RMK EFI	2016 - 2018	14-1069	14-1069	
600cc	600 Classic	2001 - 2006	14-1004	14-1004	
600cc	600 Classic Edge	2001	14-1004	14-1004	
600cc	600 Classic Touring	2001 - 2004	14-1004	14-1004	
600cc	600 Cleanfire Switchback EFI	2007	14-1005	14-1005	
600cc	600 Edge Touring	2005	14-1004	14-1004	
600cc	600 Edge Touring	2006	14-1005	14-1005	
600cc	600 HO Fusion F/O	2006	14-1005	14-1005	
600cc	600 HO IQ F/O	2007	14-1005	14-1005	
600cc	600 HO IQ Tour Cleanfire/Euro EFI	2007 - 2008	14-1005	14-1005	
600cc	600 HO IQ/LX Cleanfire EFI	2007 - 2008	14-1005	14-1005	
600cc	600 HO RMK 144 F/O	2006	14-1005	14-1005	
600cc	600 HO Switchback F/O	2006 - 2007	14-1005	14-1005	
600cc	600 Indy	2019 - 2020	14-1005	14-1068	
600cc	600 Indy Adventure	2020 - 2021	14-1005	14-1068	
600cc	600 Indy SP	2019 - 2021	14-1005	14-1068	
600cc	600 Indy Voyageur EFI	2014 - 2016	14-1005	14-1068	
600cc	600 Indy XC	2019 - 2021	14-1005	14-1068	
600cc	600 Indy XCR	2020 - 2021	14-1005	14-1068	
600cc	600 Indy/Indy LE	1984	14-1001	14-1001	
600cc	600 Indy/SP/LTD EFI	2013 - 2018	14-1005	14-1068	
600cc	600 IQ Dragon/600 IQ LX EFI	2008	14-1005	14-1005	
600cc	600 IQ LXT/INTL EFI	2011 - 2015	14-1005	14-1005	
600cc	600 IQ Shift EFI	2009 - 2012	14-1005	14-1005	
600cc	600 IQ Shift/Euro	2008 - 2009	14-1005	14-1005	
600cc	600 IQ Tour/Euro EFI	2008 - 2010	14-1005	14-1005	

DRIVE SHAFT/JACK SHAFT BEARING & SEAL KITS

CODE = B

KEYWORD = 5



Each kit contains all of the bearings and seals necessary to repair the specified location. Jack shaft kit includes all input shaft bearings and seals. Drive shaft kit includes all output bearings and seals including caliper bearings.

CC	Model	Years	Drive Shaft Bearing and Seal Kit lower Shaft - Track	Jack Shaft Bearing and Seal Kit Upper Shaft	Tensioner Kit
Polaris™					
600cc	600 IQ/ES/ES Euro EFI	2009	14-1005	14-1005	
600cc	600 LE	1986 - 1987	14-1001	14-1001	
600cc	600 Pro RMK 155 EFI	2012 - 2013	14-1005	14-1068	
600cc	600 Pro RMK 155 EFI	2014 - 2015	14-1005	14-1069	
600cc	600 Pro X	2001 - 2004	14-1004	14-1003	
600cc	600 Pro-Ride Rush EFI	2010	14-1005	14-1068	
600cc	600 RMK	1998 - 2005	14-1004	14-1004	
600cc	600 RMK	2019 - 2021	14-1005	14-1068	
600cc	600 RMK (144/155)	2007	14-1005	14-1005	
600cc	600 RMK 144	2008	14-1005	14-1005	
600cc	600 RMK 155 EFI	2008	14-1005	14-1005	
600cc	600 RMK EFI (144/155)	2010 - 2011	14-1005	14-1005	
600cc	600 RMK EFI (144/155)	2012 - 2018	14-1005	14-1068	
600cc	600 RMK Shift EFI	2009	14-1005	14-1005	
600cc	600 RR/Euro	2008	14-1005		
600cc	600 RR/Euro	2009	14-1005	14-1005	
600cc	600 Rush Pro EFI	2011 - 2018	14-1005	14-1068	
600cc	600 Rush Pro-S	2019 - 2020	14-1005	14-1068	
600cc	600 Rush XCR	2019	14-1005	14-1068	
600cc	600 Rush XCR EFI	2017 - 2018	14-1005	14-1068	
600cc	600 SE	1985	14-1001	14-1001	
600cc	600 Shift EFI	2011	14-1005	14-1005	
600cc	600 Switchback	2004 - 2005	14-1004	14-1004	
600cc	600 Switchback Adventure	2019	14-1005	14-1068	
600cc	600 Switchback Adventure EFI	2015 - 2018	14-1005	14-1068	
600cc	600 Switchback Assault	2019 - 2021	14-1005	14-1068	
600cc	600 Switchback Assault EFI	2015 - 2018	14-1005	14-1068	
600cc	600 Switchback EFI	2011	14-1005	14-1005	
600cc	600 Switchback EFI	2012 - 2014	14-1005	14-1068	
600cc	600 Switchback Pro EFI	2015 - 2018	14-1005	14-1068	
600cc	600 Switchback Pro-S	2019 - 2021	14-1005	14-1068	
600cc	600 Switchback SP	2019	14-1005	14-1068	
600cc	600 Switchback XCR	2019 - 2021	14-1005	14-1068	
600cc	600 Switchback XCR EFI	2018	14-1005	14-1068	
600cc	600 Switchback/Dragon Switchback EFI	2008	14-1005	14-1005	
600cc	600 Switchback/Dragon/Euro	2009	14-1005	14-1005	
600cc	600 Switchback/Dragon/Euro EFI	2010	14-1005	14-1005	
600cc	600 Touring	2000	14-1004	14-1004	
600cc	600 Triumph	2000	14-1004	14-1004	
600cc	600 Voyageur	2019 - 2021	14-1005	14-1068	
600cc	600 Voyageur EFI	2017 - 2018	14-1005	14-1068	
600cc	600 XC	2003	14-1004	14-1004	
600cc	600 XC Deluxe	2000	14-1004	14-1004	
600cc	600 XC LC/2	1998 - 2000	14-1004	14-1004	
600cc	600 XC LC/3	1997	14-1003	14-1003	
600cc	600 XC LC/3	1998 - 1999	14-1004	14-1004	
600cc	600 XC SP	1999 - 2005	14-1004	14-1004	
600cc	600 XCR	1994	14-1002	14-1002	
600cc	600 XCR	1996 - 1998	14-1004	14-1004	
600cc	600 XCR SE	1997 - 1998	14-1004	14-1004	
600cc	600 XCR SP	1996	14-1040	14-1040	
600cc	CFI RMK	2008	14-1005		
600cc	HO IQ CFI/LX/Switchback/Touring	2007 - 2008	14-1005		
600cc	HO RMK 144	2006 - 2008	14-1005		
600cc	HO RMK 144 / 155	2007	14-1005		
600cc	Indy 600 XCR	1995 - 1996	14-1003	14-1003	
600cc	Indy Ultra SPX/SPX SE	1997	14-1040	14-1040	
600cc	Indy XLT Special XTRA	1994	14-1003	14-1003	
600cc	Indy XLT/SKS/SP	1992	14-1002	14-1002	
600cc	Indy XLT/SKS/SP	1994	14-1003	14-1003	
600cc	IQ ES Dragon EFI	2009 - 2010	14-1005	14-1005	
600cc	Nor Sprint	1986	14-1037		
600cc	SNO 600 IQ/ES/ES Euro	2009	14-1005	14-1005	
600cc	XLT 600	1995 - 1997	14-1003	14-1003	
600cc	XLT Classic 600	1998 - 1999	14-1004	14-1004	
600cc	XLT LTD 600	1997	14-1003	14-1003	
600cc	XLT LTD 600	1998	14-1004	14-1004	
600cc	XLT LTD SP 600	1997	14-1003	14-1003	
600cc	XLT RMK 600	1995 - 1997	14-1003	14-1003	
600cc	XLT SKS 600	1995 - 1997	14-1003	14-1003	
600cc	XLT SP 600	1995 - 1997	14-1003	14-1003	
600cc	XLT SP 600	1998 - 1999	14-1004	14-1004	
600cc	XLT Touring	1995 - 1997	14-1003	14-1003	
600cc	XLT Touring	1998 - 1999	14-1004	14-1004	

TERMS & INDEX

NEW

HELMETS

HELMET ACCESSORIES

APPAREL

ACCESSORIES

TRACKS & SUSPENSION

STEERING

TRANS MISSION

PLOW & WINCH

WIND SHIELDS

BRAKES & CARB.

ENGINE PARTS

ELECTRICAL

TRAILER

CHEMICALS

TECH & TOOLS

P.O.P

DRIVE SHAFT/JACK SHAFT BEARING & SEAL KITS

CODE = B

KEYWORD = 5



Each kit contains all of the bearings and seals necessary to repair the specified location. Jack shaft kit includes all input shaft bearings and seals. Drive shaft kit includes all output bearings and seals including caliper bearings.

CC	Model	Years	Drive Shaft Bearing and Seal Kit lower Shaft - Track	Jack Shaft Bearing and Seal Kit Upper Shaft	Tensioner Kit
Polaris™					
650cc	650 Indy	1988 - 1990	14-1001	14-1001	
650cc	650 Indy	1991	14-1039	14-1039	
650cc	650 Indy	1992	14-1039	14-1048	
650cc	650 MATRYX Indy VR1	2021	14-1005	14-1068	
650cc	650 MATRYX Indy XC	2021	14-1005	14-1068	
650cc	650 MATRYX Switchback Assault	2021	14-1005	14-1068	
650cc	650 RXL	1990	14-1001	14-1001	
650cc	650 RXL	1991	14-1002	14-1048	
650cc	650 RXL	1992	14-1039	14-1048	
650cc	650 RXL	1993	14-1002	14-1002	
650cc	650 RXL	1994 - 1997	14-1003	14-1003	
650cc	650 SKS	1988 - 1990	14-1001	14-1001	
650cc	650 SKS	1991	14-1002	14-1048	
650cc	650 SKS	1992	14-1039	14-1048	
650cc	650 SKS	1993 - 1997	14-1003	14-1003	
650cc	RXL LT	1995	14-1003	14-1003	
650cc	RXL SKS	1993	14-1002	14-1002	
650cc	RXL Touring	1994 - 1995	14-1003	14-1003	
650cc	SNO 650	1990	14-1001	14-1001	
680cc	Ultra 680	1996 - 1997	14-1040	14-1040	
680cc	Ultra 680	1998	14-1004	14-1004	
680cc	Ultra SKS 680	1996	14-1040	14-1040	
680cc	Ultra SP 680	1996 - 1997	14-1040	14-1040	
680cc	Ultra Touring 680	1997	14-1040	14-1040	
680cc	Ultra Touring 680	1998	14-1004	14-1004	
700cc	700 Classic	2001 - 2004	14-1004	14-1004	
700cc	700 Classic EFI	2006	14-1005	14-1005	
700cc	700 Cleanfire Dragon/Euro EFI	2007	14-1005	14-1005	
700cc	700 EV XC SP Edge	2001	14-1004	14-1004	
700cc	700 Fusion EFI	2006	14-1005	14-1005	
700cc	700 HO Touring EFI	2006	14-1005	14-1005	
700cc	700 IQ Dragon /700 IQ/Euro EFI	2008	14-1005	14-1005	
700cc	700 RMK	1997	14-1003	14-1003	
700cc	700 RMK	1998 - 2005	14-1004	14-1004	
700cc	700 RMK	2006 - 2008	14-1005	14-1005	
700cc	700 RMK 155/ES	2009 - 2010	14-1005	14-1005	
700cc	700 RMK Dragon	2007 - 2008	14-1005	14-1005	
700cc	700 SKS	1997	14-1003	14-1003	
700cc	700 SKS	1999 - 2001	14-1004	14-1004	
700cc	700 SKS/Euro	2002	14-1004	14-1004	
700cc	700 Switchback	2004	14-1004	14-1004	
700cc	700 Switchback/Dragon Switchback	2008	14-1005	14-1005	
700cc	700 XC	1997	14-1003	14-1003	
700cc	700 XC	1998 - 2001	14-1004	14-1004	
700cc	700 XC DLX	2000	14-1004	14-1004	
700cc	700 XC SP	1999 - 2002	14-1004	14-1004	
700cc	700 XC SP	2003	14-1033	14-1004	
700cc	700 XC SP	2004 - 2005	14-1004	14-1004	
700cc	700 XCR	1998 - 1999	14-1004	14-1004	
700cc	Dragon RMK/INTL	2007	14-1005	14-1005	
700cc	Frontier	2002 - 2005	14-1004	14-1004	
700cc	Indy Ultra	1998	14-1040	14-1040	
700cc	Indy Ultra SP/SKS/RMK	1996	14-1040	14-1040	
700cc	Indy Ultra/Ultra SP	1997	14-1040	14-1040	
700cc	Pro X 700	2003 - 2004	14-1004	14-1003	
750cc	FS/FST Classic	2006	14-1041	14-1042	
750cc	FS/FST IQ Touring/Euro	2006 - 2010	14-1041	14-1042	
750cc	FST IQ Cruiser	2007	14-1041	14-1042	
750cc	FST IQ Switchback	2006 - 2007	14-1041	14-1042	
750cc	FST IQ/LX	2007	14-1041	14-1042	
750cc	Indy Storm/SKS	1993	14-1002	14-1002	
750cc	IQ Cruiser/Euro	2008	14-1041	14-1042	
750cc	IQ Turbo	2008 - 2014	14-1041	14-1042	
750cc	Turbo IQ Dragon	2009 - 2010	14-1041	14-1042	
750cc	Turbo LX	2010	14-1041	14-1042	
750cc	Turbo Switchback/Euro	2008 - 2009	14-1041	14-1042	
780cc	Frontier Classic	2003 - 2004	14-1004	14-1004	
780cc	Frontier Touring	2003 - 2005	14-1004	14-1004	
780cc	Indy Frontier	2002	14-1004	14-1004	
800cc	800 Assault RMK 146	2009 - 2010	14-1005	14-1005	
800cc	800 AXYS Pro RMK	2016 - 2020	14-1005	14-1068	
800cc	800 AXYS RMK Assault	2017 - 2019	14-1005	14-1068	
800cc	800 AXYS SKS	2016 - 2020	14-1005	14-1068	
800cc	800 Classic	2004	14-1004	14-1004	

DRIVE SHAFT/JACK SHAFT BEARING & SEAL KITS

CODE = B

KEYWORD = 5



Each kit contains all of the bearings and seals necessary to repair the specified location. Jack shaft kit includes all input shaft bearings and seals. Drive shaft kit includes all output bearings and seals including caliper bearings.

CC	Model	Years	Drive Shaft Bearing and Seal Kit lower Shaft - Track	Jack Shaft Bearing and Seal Kit Upper Shaft	Tensioner Kit
Polaris™					
800cc	800 Classic Touring	2003 - 2004	14-1004	14-1004	
800cc	800 Dragon IQ/ES/INTL	2010	14-1005	14-1005	
800cc	800 Dragon RMK	2010	14-1005	14-1005	
800cc	800 Dragon SP/ES Euro	2009	14-1005	14-1005	
800cc	800 Dragon Switchback	2010	14-1005	14-1005	
800cc	800 Edge Touring	2005	14-1004	14-1004	
800cc	800 Indy	2014 - 2015	14-1005	14-1068	
800cc	800 Indy Adventure	2020	14-1005	14-1068	
800cc	800 Indy XC	2019 - 2020	14-1005	14-1068	
800cc	800 Indy XCR	2020	14-1005	14-1068	
800cc	800 IQ	2008	14-1005	14-1005	
800cc	800 IQ/ES	2009 - 2010	14-1005	14-1005	
800cc	800 LE	2001	14-1004	14-1004	
800cc	800 Pro RMK	2011 - 2012	14-1005	14-1068	
800cc	800 Pro RMK	2013 - 2015	14-1069	14-1069	
800cc	800 Pro X	2003 - 2004	14-1004	14-1003	
800cc	800 RMK	2000 - 2005	14-1004	14-1004	
800cc	800 RMK	2010	14-1005	14-1005	
800cc	800 RMK	2011 - 2013	14-1005	14-1068	
800cc	800 RMK	2014	14-1069	14-1068	
800cc	800 RMK	2015 - 2016	14-1005	14-1068	
800cc	800 RMK 144	2001	14-1004	14-1004	
800cc	800 RMK 151	2001	14-1004	14-1004	
800cc	800 RMK 151 Built Before 3/1/01	2002	14-1004	14-1004	
800cc	800 RMK Assault	2011 - 2016	14-1005	14-1068	
800cc	800 RMK F/O 144	2002	14-1004	14-1004	
800cc	800 RMK KHAOS	2020	14-1005	14-1068	
800cc	800 RMK Shift	2009	14-1005	14-1005	
800cc	800 RMK SP 144	2001	14-1004	14-1004	
800cc	800 RMK SP 151	2001	14-1004	14-1004	
800cc	800 RMK/ES/800 Dragon	2009	14-1005	14-1005	
800cc	800 Rush	2011 - 2013	14-1005	14-1068	
800cc	800 Rush PRO	2011 - 2018	14-1005	14-1068	
800cc	800 Rush PRO-S	2019 - 2020	14-1005	14-1068	
800cc	800 Rush XCR	2017 - 2018	14-1005	14-1068	
800cc	800 SKS	2003	14-1004	14-1004	
800cc	800 Switchback	2004 - 2005	14-1004	14-1004	
800cc	800 Switchback	2010	14-1005	14-1005	
800cc	800 Switchback	2012 - 2014	14-1005	14-1068	
800cc	800 Switchback XCR	2018	14-1005	14-1068	
800cc	800 Switchback Adventure	2014 - 2019	14-1005	14-1068	
800cc	800 Switchback Assault	2011 - 2020	14-1005	14-1068	
800cc	800 Switchback PRO	2012 - 2014	14-1005	14-1068	
800cc	800 Switchback PRO S/X	2015 - 2018	14-1005	14-1068	
800cc	800 Switchback PRO-S	2019 - 2020	14-1005	14-1068	
800cc	800 Switchback XCR	2020	14-1005	14-1068	
800cc	800 Switchback/Dragon/Euro	2009	14-1005	14-1005	
800cc	800 XC SP Edge	2001 - 2005	14-1004	14-1004	
800cc	800 XCR	1999 - 2003	14-1004	14-1004	
800cc	Dragon RMK	2008	14-1005	14-1005	
800cc	IQ Turbo Dragon/Euro	2009	14-1041	14-1042	
800cc	Storm	1994	14-1003	14-1003	
800cc	Storm	1995	14-1003		
800cc	Storm	1996	14-1040	14-1040	
800cc	Storm	1997	14-1004	14-1040	
800cc	Storm	1998	14-1004	14-1004	
800cc	Storm RMK	1996	14-1040	14-1040	
800cc	Storm RMK	1997	14-1004	14-1040	
800cc	Storm SE	1997	14-1004	14-1040	
800cc	Storm SKS	1994	14-1003	14-1003	
800cc	Storm SKS	1995	14-1003		
800cc	Storm SKS	1996	14-1040	14-1040	
800cc	Turbo Switchback	2009	14-1041	14-1042	
850cc	850 AXYS Pro RMK	2019 - 2021	14-1005	14-1068	
850cc	850 AXYS SKS	2019 - 2021	14-1005	14-1068	
850cc	850 Indy Adventure	2020 - 2021	14-1005	14-1068	
850cc	850 Indy XC	2019 - 2021	14-1005	14-1068	
850cc	850 Indy XCR	2020 - 2021	14-1005	14-1068	
850cc	850 MATRYX Indy VR1	2021	14-1005	14-1068	
850cc	850 MATRYX Indy XC	2021	14-1005	14-1068	
850cc	850 MATRYX Switchback Assault	2021	14-1005	14-1068	
850cc	850 RMK KHAOS	2020 - 2021	14-1005	14-1068	
850cc	850 Rush PRO-S	2019 - 2020	14-1005	14-1068	
850cc	850 Rush XCR	2019	14-1005	14-1068	

TERMS & INDEX
NEW
HELMETS
HELMET ACCESSORIES
APPAREL
ACCESSORIES
TRACKS & SUSPENSION
STEERING
TRANS MISSION
PLOW & WINCH
WIND SHIELDS
BRAKES & CARB.
ENGINE PARTS
ELECTRICAL
TRAILER
CHEMICALS
TECH & TOOLS
P.O.P

DRIVE SHAFT/JACK SHAFT BEARING & SEAL KITS

CODE = B

KEYWORD = 5



Each kit contains all of the bearings and seals necessary to repair the specified location. Jack shaft kit includes all input shaft bearings and seals. Drive shaft kit includes all output bearings and seals including caliper bearings.

CC	Model	Years	Drive Shaft Bearing and Seal Kit lower Shaft - Track	Jack Shaft Bearing and Seal Kit Upper Shaft	Tensioner Kit
Polaris™					
850cc	850 Switchback Assault	2019 - 2021	14-1005	14-1068	
850cc	850 Switchback PRO-S	2019 - 2021	14-1005	14-1068	
850cc	850 Switchback XCR	2019 - 2021	14-1005	14-1068	
900cc	900 Fusion	2005 - 2006	14-1005	14-1005	
900cc	900 RMK	2005 - 2006	14-1005	14-1005	
900cc	900 Switch Back	2005 - 2006	14-1005	14-1005	
Ski-Doo™					
250cc	Citation	1987	14-1016		
250cc	Safari Citation/Tundra	1988 - 1992	14-1016		
250cc	Tundra	1987	14-1016		
280cc	Tundra/II/LT	1993 - 1997	14-1016		
280cc	Tundra/II/LT/R	1998 - 2005	14-1016		
300cc	Freestyle 300F	2006	14-1018	14-1019	
300cc	Freestyle Session 300F	2007 - 2008	14-1018	14-1019	
300cc	Skandic Tundra 300F	2007 - 2009	14-1018	14-1019	
300cc	Tundra 300F	2006	14-1018	14-1019	
377cc	Citation / Safari / Saga	1989	14-1016		
377cc	Safari / Scout	1990 - 1992	14-1016		
377cc	Safari L / LE / Deluxe	1993 - 1994	14-1016		
377cc	Skandic II/IIR	1993	14-1016		
380cc	Formula S	1995 - 1997	14-1023	14-1020	
380cc	Formula S	1998	14-1023	14-1021	
380cc	Formula S	1999	14-1017	14-1021	
380cc	Formula S/DLX	2000	14-1017	14-1021	
380cc	Formula S/DLX	2001	14-1017	14-1045	
380cc	Grand Touring 380 F	2002 - 2003	14-1049	14-1045	
380cc	GSX 380F	2005 - 2006	14-1018	14-1019	
380cc	GTX 380F	2005 - 2006	14-1018	14-1019	
380cc	Legend 380 F	2002 - 2004	14-1018	14-1045	
380cc	MX Z 380 F	2001	14-1017	14-1045	
380cc	MX Z 380 F	2002 - 2003	14-1018	14-1045	
380cc	MX Z 380 F/GT 380 F	2004	14-1018	14-1045	
380cc	MX Z 380 F/GT 380 F	2005 - 2006	14-1018	14-1019	
380cc	Skandic 380	1995 - 1997	14-1023	14-1020	
380cc	Skandic 380	1998	14-1023	14-1021	
380cc	Skandic 380	1999	14-1023	14-1045	
380cc	Skandic 380	2000	14-1017	14-1045	
380cc	Touring E 380 F	1995 - 1997	14-1023	14-1020	
380cc	Touring E 380 F	1998	14-1023	14-1021	
380cc	Touring E 380 F	1999 - 2000	14-1017	14-1020	
380cc	Touring E 380 F	2001	14-1017	14-1045	
440cc	Formula MX Z/GT LE 440 F	1997	14-1023	14-1020	
440cc	Formula MX Z/GT LE 440 F	1998	14-1023	14-1021	
440cc	Formula MX Z/GT LE 440 F	1999 - 2001	14-1017	14-1021	
440cc	MX Z 440 F	1997	14-1023	14-1020	
440cc	MX Z 440 F	1998	14-1023	14-1021	
440cc	MX Z 440 F	1999	14-1017	14-1021	
440cc	MX Z 440 F	2000 - 2001	14-1017	14-1045	
440cc	MX Z 440 Racing LC	2006 - 2007		14-1024	
440cc	MX Z X 440 LC	1999	14-1018	14-1055	
440cc	MX Z X 440 LC	2000 - 2003	14-1018	14-1024	
440cc	MX Z X 440 Racing LC	2004 - 2006	14-1018	14-1024	
440cc	Skandic 440/LT 440 F	2001 - 2007	14-1017	14-1045	
440cc	Touring LE 440 F	1995 - 1998	14-1023	14-1020	
440cc	Touring LE 440 F	1999 - 2000	14-1017	14-1020	
447cc	Safari LX / LXE	1990 - 1991	14-1016		
454cc	Formula MX Z 454	1995	14-1025		
454cc	Formula MX Z440/MXZ X	1996	14-1025	14-1021	
454cc	Formula MX Z440/MXZ X	1997 - 1998	14-1054	14-1021	
467cc	Formula MX	1994 - 1995	14-1025		
467cc	Formula MX/MX LT	1989 - 1990	14-1025		
467cc	Formula MX/XTC/XTCR	1992 - 1993	14-1025		
467cc	Formula MXZ ST	1994	14-1025		
467cc	Formula MXZ X	1994	14-1025		
467cc	Grand Touring 470	1995	14-1025		
467cc	Safari GLX / LC	1990 - 1991	14-1016		
467cc	Safari GLX / LC / LCE	1992	14-1016		
467cc	Summit	1994	14-1025		
500cc	500 SS GSX Sport	2004 - 2005	14-1018	14-1024	
500cc	500 SS GTX Sport	2005	14-1018	14-1024	
500cc	500 SS Legend/GT Sport	2004	14-1018	14-1024	
500cc	Formula 500/DLX LC	1997	14-1025	14-1020	
500cc	Formula 500/DLX LC	1998	14-1025	14-1021	
500cc	Formula 500/DLX LC	1999	14-1017	14-1045	

DRIVE SHAFT/JACK SHAFT BEARING & SEAL KITS

CODE = B

KEYWORD = 5



Each kit contains all of the bearings and seals necessary to repair the specified location. Jack shaft kit includes all input shaft bearings and seals. Drive shaft kit includes all output bearings and seals including caliper bearings.

CC	Model	Years	Drive Shaft Bearing and Seal Kit lower Shaft - Track	Jack Shaft Bearing and Seal Kit Upper Shaft	Tensioner Kit
Ski-Doo™					
500cc	Formula 500/DLX LC	2000	14-1025	14-1020	
500cc	Formula 500/DLX LC	2001	14-1017	14-1045	
500cc	Formula SL LC	1996	14-1023	14-1020	
500cc	Formula SLS LC	1996	14-1025	14-1020	
500cc	Formula Z 500 LC	1999	14-1026		
500cc	Grand Touring 500	1996 - 1997	14-1025	14-1020	
500cc	Grand Touring 500	1998	14-1025	14-1021	
500cc	Grand Touring 500	1999	14-1047	14-1021	
500cc	Grand Touring 500	2001 - 2003	14-1049	14-1045	
500cc	Legend 500 LC	2002 - 2003	14-1049	14-1045	
500cc	MX Z 500	1998	14-1025	14-1021	
500cc	MX Z 500	1999	14-1026	14-1021	
500cc	MX Z 500	2000 - 2002	14-1018	14-1045	
500cc	MX Z 500 Adrenaline	2003	14-1018	14-1045	
500cc	MX Z 500 Trail	2003	14-1018	14-1045	
500cc	MX Z 500SS Trail	2005	14-1018	14-1024	
500cc	Summit 500 LC	1996 - 1997	14-1025	14-1020	
500cc	Summit 500 LC	1998	14-1025	14-1021	
500cc	Summit 500 LC	1999	14-1026	14-1021	
503cc	Formula 500 DLX F	1999	14-1047	14-1021	
503cc	Formula 500 DLX F	2000	14-1017	14-1045	
503cc	Formula 500 DLX F	2001	14-1049	14-1045	
503cc	Formula SL 503 F	1995 - 1998	14-1023	14-1020	
503cc	Formula SL 503 F	1999	14-1017	14-1021	
503cc	Grand Touring 503 F	2002	14-1018	14-1045	
503cc	Legend 500 F	2002	14-1018	14-1045	
503cc	MX Z 500 F	2001 - 2002	14-1018	14-1045	
503cc	Safari Cheyenne	1989	14-1016		
503cc	Safari Escapade	1989	14-1016		
503cc	Safari Rally	1993 - 1994	14-1016		
503cc	Safari Voyager	1989	14-1016		
503cc	Skandic 500 F	1995 - 1998	14-1023	14-1020	
503cc	Skandic 500 F	1999 - 2000	14-1017	14-1045	
503cc	Skandic 500 F	2003	14-1049	14-1045	
503cc	Skandic/SLT	1993 - 1994	14-1016		
503cc	Summit 500 F	2001	14-1017	14-1045	
503cc	Summit 500 F	2002	14-1018	14-1045	
503cc	Touring 500 F	2001	14-1017	14-1045	
503cc	Touring SLE 503 F	1995 - 1997	14-1023	14-1020	
503cc	Touring SLE 503 F	1998	14-1023	14-1045	
503cc	Touring SLE 503 F	1999 - 2000	14-1017	14-1045	
536cc	Formula Plus/LT	1989 - 1990	14-1025		
536cc	Formula Plus/E/XTC/XTCE	1991	14-1025		
550cc	Expedition 550F	2005 - 2006	14-1018	14-1019	
550cc	Expedition Sport 550F	2007 - 2008	14-1018	14-1019	
550cc	Expedition Sport 550F	2011 - 2018	14-1035	14-1062	
550cc	Expedition Sport 550F	2019 - 2020	14-1035		
550cc	Freestyle Back Country 550F	2007	14-1018	14-1019	
550cc	Freestyle BC/Park 550F	2008 - 2009	14-1018	14-1019	
550cc	Freestyle Park 550F	2007	14-1018	14-1019	
550cc	Freestyle Session 550F	2007	14-1018	14-1019	
550cc	Grand Touring 550 F	2003	14-1049	14-1045	
550cc	Grand-Touring Sport 550F	2010	14-1035	14-1061	
550cc	Grand-Touring Sport 550F	2011 - 2015	14-1035	14-1062	
550cc	GSX 550F	2005 - 2009	14-1018	14-1019	
550cc	GSX 550F	2010	14-1035	14-1061	
550cc	GTX 550F	2005 - 2009	14-1018	14-1019	
550cc	Legend 550 F	2003 - 2004	14-1018	14-1045	
550cc	MX Z 550 F	2003 - 2004	14-1018	14-1045	
550cc	MX Z 550 F	2005 - 2008	14-1018	14-1019	
550cc	MX Z 550 X	2006 - 2009	14-1018	14-1024	
550cc	MXZ Sport 550F	2011 - 2014	14-1035	14-1062	
550cc	MXZ TNT 550F	2010	14-1035	14-1061	
550cc	MXZ TNT 550F	2011 - 2012	14-1035	14-1062	
550cc	Renegade Sport 550F	2010	14-1035	14-1061	
550cc	Renegade Sport 550F	2011 - 2014	14-1035	14-1062	
550cc	Skandic 550 F	2004	14-1018	14-1045	
550cc	Skandic Tundra 550 STD/Sport/LT	2010 - 2012	14-1035	14-1061	
550cc	Skandic Tundra LT 550F	2008 - 2009	14-1018	14-1019	
550cc	Skandic Tundra Sport/LT 550F	2013 - 2015	14-1035	14-1061	
550cc	Skandic Tundra WT 550F	2014 - 2015	14-1035	14-1061	
550cc	Summit 550F	2003 - 2005	14-1018	14-1045	
550cc	Summit 550F	2006 - 2009	14-1018	14-1019	
550cc	Tundra 550F	2018	14-1035	14-1062	

TERMS & INDEX

NEW

HELMETS

HELMET ACCESSORIES

APPAREL

ACCESSORIES

TRACKS & SUSPENSION

STEERING

TRANS MISSION

PLOW & WINCH

WIND SHIELDS

BRAKES & CARB.

ENGINE PARTS

ELECTRICAL

TRAILER

CHEMICALS

TECH & TOOLS

P.O.P

DRIVE SHAFT/JACK SHAFT BEARING & SEAL KITS

CODE = B

KEYWORD = 5



Each kit contains all of the bearings and seals necessary to repair the specified location. Jack shaft kit includes all input shaft bearings and seals. Drive shaft kit includes all output bearings and seals including caliper bearings.

NEW	CC	Model	Years	Drive Shaft Bearing and Seal Kit lower Shaft - Track	Jack Shaft Bearing and Seal Kit Upper Shaft	Tensioner Kit
	Ski-Doo™					
	550cc	Tundra 550F	2019 - 2020	14-1035		
HELMETS	550cc	Tundra LT Sport 550F	2016 - 2017	14-1035	14-1062	
	550cc	Tundra Sport 550F	2019	14-1035	14-1062	
	550cc	Tundra Sport 550F	2020	14-1035		
HELMET ACCESSORIES	582cc	Formula Grand Touring/XTC/SE	1993 - 1996	14-1025		
	582cc	Formula MX/XTC	1992	14-1025		
	582cc	Formula Plus EFI	1993	14-1025		
	582cc	Formula Plus X/E/XTC/EFI	1993	14-1025		
	582cc	Formula Plus/E/XTC/XTCE	1992	14-1025		
APPAREL	583cc	Formula Deluxe 583	1998 - 1999	14-1026	14-1021	
	583cc	Formula Mach 1	1989 - 1990	14-1025		
	583cc	Formula Plus X	1992 - 1993	14-1025		
ACCESSORIES	583cc	Formula STX	1994 - 1995	14-1025		
	583cc	Formula STX	1996	14-1025	14-1020	
	583cc	Formula STX LT	1996	14-1025	14-1020	
	583cc	Formula Z	1994 - 1995	14-1025		
	583cc	Formula Z	1996 - 1998	14-1025	14-1021	
	583cc	Formula Z	1999	14-1026	14-1021	
TRACKS & SUSPENSION	583cc	Grand Touring 583	1997 - 1998	14-1025	14-1021	
	583cc	Grand Touring 583	1999	14-1047	14-1021	
	583cc	MX Z 583	1996 - 1998	14-1025	14-1021	
	583cc	Summit 583	1994 - 1995	14-1025		
	583cc	Summit 583	1996 - 1997	14-1025	14-1020	
STEERING	583cc	Summit 583	1998 - 1999	14-1025	14-1021	
	600cc	500 SS GSX Sport	2006 - 2007	14-1018	14-1024	
	600cc	500 SS GSX Sport	2008 - 2009	14-1035	14-1044	
	600cc	500 SS GTX Sport	2006 - 2008	14-1018	14-1024	
TRANS MISSION	600cc	500 SS GTX Sport	2009	14-1035	14-1044	
	600cc	Backcountry 600R E-TEC	2019 - 2021	14-1087		
	600cc	Backcountry Sport 600 EFI	2021	14-1087		
	600cc	Expedition LE 600R E-TEC	2020 - 2021	14-1087		
PLOW & WINCH	600cc	Expedition SE 600R E-TEC	2020 - 2021	14-1087		
	600cc	Expedition Sport 600 ACE	2011 - 2015	14-1035	14-1062	
	600cc	Expedition Sport 600 ACE	2016 - 2018	14-1035	14-1084	
	600cc	Expedition Sport 600 ACE	2019	14-1035		
WIND SHIELDS	600cc	Expedition Sport 600 ACE	2020 - 2021	14-1087		
	600cc	Expedition SWT 600R E-TEC	2021	14-1087		
	600cc	Formula Deluxe 600	2000 - 2001	14-1018	14-1055	
	600cc	Formula III	1998	14-1026	14-1055	
	600cc	Formula III/LT	1995 - 1997	14-1025	14-1021	
BRAKES & CARB.	600cc	Formula III/LT	1998 - 1999	14-1026	14-1055	
	600cc	Formula Z	2000	14-1018	14-1055	
	600cc	Grand Touring 600	2000	14-1018	14-1055	
	600cc	Grand Touring 600	2001 - 2003	14-1018	14-1024	
ENGINE PARTS	600cc	Grand Touring 600 2 Stroke ETEC	2016 - 2018	14-1035	14-1084	
	600cc	Grand Touring 600 ACE	2016 - 2017	14-1035	14-1084	
	600cc	Grand Touring 600 ACE Sport	2020 - 2021	14-1087		
	600cc	Grand Touring 600R E-TEC LTD	2019 - 2021	14-1087		
	600cc	Grand Touring 600 ACE	2018	14-1035	14-1084	
ELECTRICAL	600cc	Grand-Touring LE 600HO ETEC	2010 - 2015	14-1035	14-1044	
	600cc	Grand-Touring Sport 600	2010 - 2014	14-1035	14-1044	
	600cc	Grand-Touring Sport 600ACE	2011 - 2015	14-1035	14-1062	
	600cc	GSX 600	2004 - 2005	14-1018	14-1024	
TRAILER	600cc	GSX 600 HO SDI EFI	2004 - 2006	14-1018	14-1024	
	600cc	GSX LE 600HO ETEC	2010 - 2015	14-1035	14-1044	
	600cc	GSX LTD 600HO ETEC	2009	14-1035	14-1044	
	600cc	GSX LTD 600HO SDI EFI	2007	14-1018	14-1024	
CHEMICALS	600cc	GSX LTD 600HO SDI EFI	2008	14-1035	14-1044	
	600cc	GSX SE 600HO ETEC	2012 - 2015	14-1035	14-1044	
	600cc	GSX Sport 600	2010	14-1035	14-1044	
	600cc	GSX Sport 600HO SDI EFI	2007	14-1018	14-1024	
TECH & TOOLS	600cc	GTX 600 HO	2005	14-1018	14-1024	
	600cc	GTX 600HO SDI EFI	2005 - 2006	14-1018	14-1024	
	600cc	GTX LE 600 HO ETEC	2009	14-1035	14-1044	
	600cc	GTX LTD 600HO SDI EFI	2007 - 2008	14-1018	14-1024	
	600cc	GTX Sport 600HO SDI EFI	2007 - 2008	14-1018	14-1024	
P.O.P	600cc	Legend 500 SS	2004	14-1018	14-1024	
	600cc	Legend 600	2002 - 2003	14-1018	14-1024	
	600cc	Legend 600HO SDI	2004	14-1018	14-1024	
	600cc	MX Z 500SS Trail	2004 - 2007	14-1018	14-1024	
	600cc	MX Z 50th Anniversary	2009	14-1035	14-1044	
	600cc	MX Z 600	1999 - 2000	14-1018	14-1055	
	600cc	MX Z 600	2001	14-1018	14-1019	
	600cc	MX Z 600	2002 - 2003	14-1018	14-1024	

DRIVE SHAFT/JACK SHAFT BEARING & SEAL KITS

CODE = B

KEYWORD = 5



Each kit contains all of the bearings and seals necessary to repair the specified location. Jack shaft kit includes all input shaft bearings and seals. Drive shaft kit includes all output bearings and seals including caliper bearings.

CC	Model	Years	Drive Shaft Bearing and Seal Kit lower Shaft - Track	Jack Shaft Bearing and Seal Kit Upper Shaft	Tensioner Kit
Ski-Doo™					
600cc	MX Z 600 HO	2003	14-1018	14-1024	
600cc	MX Z 600HO SDI EFI	2004	14-1018	14-1024	
600cc	MX Z 600RS	2008	14-1035	14-1061	
600cc	MX Z Adrenaline 600	2003 - 2004	14-1018	14-1024	
600cc	MX Z Adrenaline 600 HO	2005	14-1018	14-1024	
600cc	MX Z Adrenaline 600HO	2006 - 2007	14-1018	14-1024	
600cc	MX Z Adrenaline 600HO ETEC	2009 - 2010	14-1035	14-1044	
600cc	MX Z Adrenaline 600HO SDI EFI	2005 - 2006	14-1018	14-1024	
600cc	MX Z Adrenaline 600HO SDI EFI	2008	14-1035	14-1044	
600cc	MX Z Blizzard 600	2007	14-1018	14-1024	
600cc	MX Z Renegade HO	2005	14-1018	14-1024	
600cc	MX Z Renegade/X	2004	14-1018	14-1024	
600cc	MX Z Renegade/X ETEC	2009	14-1035	14-1044	
600cc	MX Z Renegade/X HO SDI EFI	2005 - 2007	14-1018	14-1024	
600cc	MX Z Renegade/X HO SDI EFI	2008	14-1035	14-1044	
600cc	MX Z Sport 600	2010	14-1035	14-1044	
600cc	MX Z Sport 600 ACE	2011	14-1035	14-1044	
600cc	MX Z Sport 600 ACE	2012 - 2015	14-1035	14-1062	
600cc	MX Z Sport 600 XP	2011 - 2015	14-1035	14-1044	
600cc	MX Z Sport/Trail 600 HO	2004 - 2007	14-1018	14-1024	
600cc	MX Z TNT 500SS	2008 - 2009	14-1035	14-1044	
600cc	MX Z TNT 600	2010 - 2011	14-1035	14-1044	
600cc	MX Z TNT 600 ACE	2011 - 2012	14-1035	14-1062	
600cc	MX Z TNT 600 XP	2012	14-1035	14-1044	
600cc	MX Z TNT 600HO ETEC	2009 - 2015	14-1035	14-1044	
600cc	MX Z Trail 500SS	2008 - 2009	14-1035	14-1044	
600cc	MX Z Trail 600	2003	14-1018	14-1024	
600cc	MX Z Trail 600 HO	2005	14-1018	14-1024	
600cc	MX Z X 600 HO SDI EFI	2007	14-1018	14-1024	
600cc	MX Z X 600 HO SDI EFI	2008	14-1035	14-1044	
600cc	MX Z X 600HO ETEC	2009 - 2015	14-1035	14-1044	
600cc	MX Z X 600RS	2009 - 2014	14-1035	14-1062	
600cc	MX Z X XRS 600HO SDI EFI	2007	14-1018	14-1024	
600cc	MXZ 600 2-Stroke Carb	2016 - 2018	14-1035	14-1086	
600cc	MXZ 600 2-Stroke Carb	2019 - 2020	14-1035		
600cc	MXZ 600 2-Stroke ETEC	2016 - 2018	14-1035	14-1086	
600cc	MXZ 600 2-Stroke ETEC	2019 - 2021	14-1087		
600cc	MXZ 600 ACE 4-Stroke	2016 - 2018	14-1035	14-1084	
600cc	MXZ 600RS	2016 - 2017	14-1035	14-1086	
600cc	MXZ 600RS EFI	2019 - 2020	14-1087		
600cc	MXZ IRON DOG 600HO ETEC	2015	14-1035	14-1044	
600cc	MXZ Sport 600 EFI	2021	14-1087		
600cc	MXZ XRS 600HO ETEC	2010 - 2015	14-1035	14-1044	
600cc	Renegade 600 2-Stroke Carb	2016 - 2017	14-1035	14-1086	
600cc	Renegade 600 2-Stroke Carb	2018	14-1035	14-1062	
600cc	Renegade 600 2-Stroke ETEC	2016 - 2017	14-1035	14-1086	
600cc	Renegade 600 2-Stroke ETEC	2018	14-1035	14-1084	
600cc	Renegade 600 ACE 4-Stroke	2016 - 2018	14-1035	14-1084	
600cc	Renegade Adrenaline 600 HO ETEC	2010 - 2011	14-1035	14-1044	
600cc	Renegade Adrenaline 600HO ETEC	2012 - 2015	14-1035	14-1044	
600cc	Renegade Adrenaline 600R E-TEC	2019 - 2021	14-1087		
600cc	Renegade Back Country 600HO ETEC	2010 - 2013	14-1035	14-1044	
600cc	Renegade Back Country 600HO ETEC	2014 - 2015	14-1035	14-1044	
600cc	Renegade Enduro 600R E-TEC	2019 - 2021	14-1087		
600cc	Renegade Sport 600	2015	14-1035	14-1062	
600cc	Renegade Sport 600 ACE	2011 - 2015	14-1035	14-1062	
600cc	Renegade Sport 600 ACE	2019	14-1035	14-1084	
600cc	Renegade Sport 600 ACE	2020 - 2021	14-1087		
600cc	Renegade Sport 600 Carb	2019 - 2020	14-1035		
600cc	Renegade Sport 600 EFI	2021	14-1087		
600cc	Renegade X 600HO ETEC	2010 - 2015	14-1035	14-1044	
600cc	Renegade X 600R E-TEC	2019 - 2021	14-1087		
600cc	Skandic Sport 600 EFI	2021	14-1087		
600cc	Skandic WT 600 ACE	2021	14-1087		
600cc	Skandic WT 600 EFI	2021	14-1087		
600cc	Skandic WT/SWT 600 ETEC	2021	14-1087		
600cc	Summit 600	1999 - 2000	14-1026	14-1055	
600cc	Summit 600	2001 - 2002	14-1018	14-1024	
600cc	Summit 600 Carb	2016	14-1035	14-1086	
600cc	Summit 600 Carb	2017	14-1035		
600cc	Summit 600 Carb	2018	14-1035	14-1086	
600cc	Summit 600 ETEC	2016 - 2018	14-1035	14-1086	
600cc	Summit 600 HO	2003 - 2005	14-1018	14-1024	
600cc	Summit 600 HO/Adrenaline	2006	14-1018	14-1024	

TERMS & INDEX

NEW

HELMETS

HELMET ACCESSORIES

APPAREL

ACCESSORIES

TRACKS & SUSPENSION

STEERING

TRANS MISSION

PLOW & WINCH

WIND SHIELDS

BRAKES & CARB.

ENGINE PARTS

ELECTRICAL

TRAILER

CHEMICALS

TECH & TOOLS

P.O.P

DRIVE SHAFT/JACK SHAFT BEARING & SEAL KITS

CODE = B

KEYWORD = 5

Each kit contains all of the bearings and seals necessary to repair the specified location. Jack shaft kit includes all input shaft bearings and seals. Drive shaft kit includes all output bearings and seals including caliper bearings.



CC	Model	Years	Drive Shaft Bearing and Seal Kit lower Shaft - Track	Jack Shaft Bearing and Seal Kit Upper Shaft	Tensioner Kit
Ski-Doo™					
600cc	Summit Adrenaline 600HO	2007 - 2008	14-1018	14-1024	
600cc	Summit Everest 500SS	2009	14-1035	14-1044	
600cc	Summit Everest 600HO ETEC	2009 - 2011	14-1035	14-1044	
600cc	Summit SP 600HO ETEC	2012 - 2015	14-1035	14-1044	
600cc	Summit SP 600R E-TEC	2019 - 2021	14-1087		
600cc	Summit Sport 600	2010 - 2015	14-1035	14-1044	
600cc	Summit Sport 600 Carb	2019 - 2020	14-1035		
600cc	Summit X 600HO ETEC	2009 - 2011	14-1035	14-1044	
600cc	Tundra 600 ACE	2018	14-1035	14-1084	
600cc	Tundra 600 ACE	2019 - 2020	14-1035		
600cc	Tundra 600 ACE	2021	14-1087		
600cc	Tundra 600HO ETEC	2018	14-1035		
600cc	Tundra LT 600 ACE	2011	14-1035	14-1044	
600cc	Tundra LT 600 ACE	2012 - 2015	14-1035	14-1062	
600cc	Tundra LT 600 ACE	2016 - 2017	14-1035	14-1084	
600cc	Tundra LT 600 EFI	2021	14-1087		
600cc	Tundra Sport 600 ACE	2012 - 2015	14-1035	14-1062	
600cc	Tundra Sport 600 ACE	2016		14-1084	
600cc	Tundra Sport 600 ACE	2017	14-1035	14-1084	
600cc	Tundra Sport 600 ACE	2019 - 2020	14-1035		
600cc	Tundra Sport 600 ACE	2021	14-1087		
600cc	Tundra Sport 600 EFI	2021	14-1087		
600cc	Tundra Xtreme 600HO ETEC	2011 - 2012	14-1035	14-1064	
600cc	Tundra Xtreme 600HO ETEC	2013 - 2015	14-1035	14-1062	
600cc	Tundra Xtreme 600HO ETEC	2016 - 2017	14-1035	14-1086	
600cc	Tundra Xtreme 600HO E-TEC	2019 - 2020	14-1035		
617cc	Formula Mach XTC	1991	14-1025		
617cc	Formula Mach 1	1991	14-1025		
617cc	Formula Mach 1 / XTC / (2)	1992	14-1025		
670cc	Formula Deluxe 670	1999	14-1026	14-1021	
670cc	Formula Mach 1 / GT	1993 - 1994	14-1025		
670cc	Formula MX Z	1996 - 1998	14-1025	14-1021	
670cc	Formula MX Z	1999	14-1025		
670cc	Formula SS	1995	14-1025		
670cc	Formula SS	1996	14-1025	14-1021	
670cc	Formula Z	1998	14-1025	14-1021	
670cc	Formula Z	1999	14-1026	14-1021	
670cc	Grand Touring 670SE	1995 - 1996	14-1025		
670cc	Mach 1	1995	14-1025		
670cc	Mach 1	1996	14-1025	14-1021	
670cc	Summit 670	1995 - 1996	14-1025		
670cc	Summit 670	1997	14-1025	14-1020	
670cc	Summit 670	1998	14-1025	14-1021	
670cc	Summit 670	1999	14-1026	14-1021	
670cc	Summit 670 X	1998	14-1025	14-1021	
670cc	Summit 670 X	1999	14-1026	14-1021	
700cc	Formula Deluxe 700	2000	14-1049	14-1055	
700cc	Formula Deluxe 700	2001	14-1049	14-1024	
700cc	Formula III 700	1998 - 2000	14-1026	14-1055	
700cc	Formula Z	2000	14-1049	14-1055	
700cc	Grand Touring 700	1997	14-1025	14-1055	
700cc	Grand Touring 700	1998 - 2000	14-1047	14-1055	
700cc	Grand Touring 700	2001 - 2003	14-1049	14-1024	
700cc	Legend 700	2002 - 2004	14-1018	14-1024	
700cc	Mach 1	1997	14-1025	14-1021	
700cc	Mach 1	1998 - 2000	14-1026	14-1055	
700cc	MX Z 700	1999 - 2000	14-1018	14-1055	
700cc	MX Z 700	2001 - 2002	14-1018	14-1024	
700cc	MX Z 700 Adrenaline	2003	14-1018	14-1024	
700cc	Summit 700	1999 - 2000	14-1026	14-1055	
700cc	Summit 700	2001 - 2003	14-1018	14-1024	
700cc	Summit 700 (Canada)	2000	14-1026		
700cc	Summit 700 HM	2000	14-1026	14-1055	
800cc	Expedition Sport V-800	2007 - 2008	14-1018	14-1019	
800cc	Formula III 800	1999 - 2000	14-1026	14-1055	
800cc	Formula Mach Z 779	1994 - 1995	14-1025		
800cc	Formula Mach Z 779	1996	14-1025	14-1021	
800cc	Freeride 800R ETEC	2012 - 2015	14-1035	14-1044	
800cc	Freeride 800R ETEC	2016 - 2017	14-1035	14-1085	
800cc	Grand Touring 800	2002	14-1018	14-1024	
800cc	Grand Touring 800 SE	1999 - 2000	14-1026	14-1055	
800cc	Grand Touring 800 SE	2001	14-1026	14-1024	
800cc	Grand Touring 800 SE	2003	14-1018	14-1024	
800cc	GSX 800	2004 - 2006	14-1018	14-1024	

DRIVE SHAFT/JACK SHAFT BEARING & SEAL KITS

CODE = B

KEYWORD = 5



Each kit contains all of the bearings and seals necessary to repair the specified location. Jack shaft kit includes all input shaft bearings and seals. Drive shaft kit includes all output bearings and seals including caliper bearings.

CC	Model	Years	Drive Shaft Bearing and Seal Kit lower Shaft - Track	Jack Shaft Bearing and Seal Kit Upper Shaft	Tensioner Kit
Ski-Doo™					
800cc	GSX LTD 800HO PTEK	2007	14-1018	14-1024	
800cc	GSX LTD 800R	2008	14-1035	14-1044	
800cc	GSX SE 800R ETEC	2012 - 2015	14-1035	14-1044	
800cc	GTX 800	2005 - 2007	14-1018	14-1024	
800cc	Legend 800	2002	14-1018	14-1024	
800cc	Legend 800 SDI EFI	2003 - 2004	14-1018	14-1024	
800cc	Legend Touring V800	2007	14-1049	14-1019	
800cc	Legend Touring V800	2008 - 2009	14-1018	14-1019	
800cc	Mach Z/Formula Mach 1	1997	14-1025	14-1055	
800cc	Mach Z/Formula Mach 1	1998 - 2000	14-1026	14-1055	
800cc	Mach Z/Formula Mach 1	2001 - 2003	14-1026	14-1024	
800cc	MX Z 800	2000	14-1018	14-1055	
800cc	MX Z 800	2001 - 2002	14-1018	14-1024	
800cc	MX Z 800 Adrenaline	2003	14-1018	14-1024	
800cc	MX Z 800 HO	2003	14-1018	14-1024	
800cc	MX Z 800 Renegade	2003	14-1018	14-1024	
800cc	MX Z Adrenaline 800R PTEK	2010	14-1035	14-1044	
800cc	MX Z Adrenaline/Renegade	2004 - 2007	14-1018	14-1024	
800cc	MX Z Adrenaline/Renegade	2008	14-1035	14-1044	
800cc	MX Z Adrenaline/Renegade PTEK	2009	14-1035	14-1044	
800cc	MX Z Blizzard 800	2007	14-1018	14-1024	
800cc	MX Z TNT 800R ETEC	2011 - 2015	14-1035	14-1044	
800cc	MX Z TNT 800R PTEC	2011	14-1035	14-1044	
800cc	MX Z X 800 HO PTEK	2007	14-1018	14-1024	
800cc	MX Z X 800R	2008	14-1035	14-1044	
800cc	MX Z X 800R ETEC	2010 - 2015	14-1035	14-1044	
800cc	MX Z X 800R PTEK	2009 - 2010	14-1035	14-1044	
800cc	MX Z X-RS 800HO PTEK	2007	14-1018	14-1024	
800cc	MX Z X-RS 800R ETEC	2011 - 2015	14-1035	14-1044	
800cc	MX Z X-RS 800R PTEK	2010	14-1035	14-1044	
800cc	MXZ 800 2-Stroke ETEC	2016 - 2017	14-1035	14-1085	
800cc	MXZ Iron Dog 800R ETEC	2015	14-1035	14-1044	
800cc	Renegade 800 2-Stroke ETEC	2016 - 2018	14-1035	14-1085	
800cc	Renegade Adrenaline 800R ETEC	2011 - 2015	14-1035	14-1044	
800cc	Renegade Adrenaline 800R PTEK	2010 - 2011	14-1035	14-1044	
800cc	Renegade Back Country 800R ETEC	2012 - 2015	14-1035	14-1044	
800cc	Renegade Back Country 800R PTEK	2010 - 2011	14-1035	14-1044	
800cc	Renegade Back Country/X 800R ETEC	2011	14-1035	14-1044	
800cc	Renegade SP 800R PTEK	2011	14-1035	14-1044	
800cc	Renegade X 800R ETEC	2011 - 2015	14-1035	14-1044	
800cc	Renegade X 800R PTEK	2010	14-1035	14-1044	
800cc	Renegade XRS 800R ETEC	2015	14-1035	14-1044	
800cc	Skandic Tundra V800	2007 - 2009	14-1018	14-1019	
800cc	Summit 50th Anniversary	2009	14-1035	14-1044	
800cc	Summit 800	2000	14-1018		
800cc	Summit 800	2001 - 2006	14-1018	14-1024	
800cc	Summit 800 ETEC	2016	14-1035	14-1086	
800cc	Summit 800 PTEK	2016	14-1035	14-1086	
800cc	Summit Everest 800R	2007	14-1018	14-1024	
800cc	Summit Everest 800R	2008	14-1035	14-1044	
800cc	Summit Everest 800R E-TEC	2011	14-1035	14-1044	
800cc	Summit Everest 800R PTEK	2009 - 2011	14-1035	14-1044	
800cc	Summit Freeride 800R E-TEC	2011	14-1035	14-1044	
800cc	Summit Hillclimb 800	2009 - 2010	14-1035	14-1044	
800cc	Summit SP 800R ETEC	2012 - 2015	14-1035	14-1044	
800cc	Summit SP 800R PTEK	2011	14-1035	14-1044	
800cc	Summit Sport 800R PTEK	2012 - 2015	14-1035	14-1044	
800cc	Summit X 800R	2008	14-1035	14-1044	
800cc	Summit X 800R ETEC	2011 - 2015	14-1035	14-1044	
800cc	Summit X 800R PTEK	2009 - 2010	14-1035	14-1044	
800cc	Summit X/XRS 800R	2007	14-1018	14-1024	
850cc	Backcountry 850 E-TEC	2019 - 2021	14-1087		
850cc	Backcountry X 850 E-TEC	2019 - 2021	14-1087		
850cc	Backcountry X-RS 850 E-TEC	2019 - 2021	14-1087		
850cc	Expedition Xtreme 850 E-TEC	2020 - 2021	14-1087		
850cc	Freeride 850 E-TEC	2018 - 2021	14-1087		
850cc	Freeride 850 E-TEC Turbo	2021	14-1087		
850cc	MXZ 850 ETEC	2017 - 2021	14-1087		
850cc	Renegade 850 ETEC	2017 - 2018	14-1087		
850cc	Renegade Adrenaline 850 E-TEC	2019 - 2021	14-1087		
850cc	Renegade Enduro 850 E-TEC	2019 - 2021	14-1087		
850cc	Renegade X 850 E-TEC	2019 - 2021	14-1087		
850cc	Renegade X-RS 850 E-TEC	2019 - 2021	14-1087		
850cc	Summit 850 ETEC	2017 - 2018	14-1087		

TERMS & INDEX

NEW

HELMETS

HELMET ACCESSORIES

APPAREL

ACCESSORIES

TRACKS & SUSPENSION

STEERING

TRANS MISSION

PLOW & WINCH

WIND SHIELDS

BRAKES & CARB.

ENGINE PARTS

ELECTRICAL

TRAILER

CHEMICALS

TECH & TOOLS

P.O.P

DRIVE SHAFT/JACK SHAFT BEARING & SEAL KITS

CODE = B

KEYWORD = 5



Each kit contains all of the bearings and seals necessary to repair the specified location. Jack shaft kit includes all input shaft bearings and seals. Drive shaft kit includes all output bearings and seals including caliper bearings.

NEW	CC	Model	Years	Drive Shaft Bearing and Seal Kit lower Shaft - Track	Jack Shaft Bearing and Seal Kit Upper Shaft	Tensioner Kit
	Ski-Doo™					
	850cc	Summit SP 850 E-TEC	2019 - 2021	14-1087		
	850cc	Summit X 850 E-TEC	2019 - 2021	14-1087		
	850cc	Summit X 850 E-TEC Turbo	2021	14-1087		
	850cc	Summit X Expert 850 E-TEC	2020 - 2021	14-1087		
	850cc	Summit X Expert 850 E-TEC Turbo	2021	14-1087		
	900cc	Expedition Sport 900ACE	2014 - 2015	14-1035	14-1062	
	900cc	Expedition Sport 900ACE	2016 - 2017	14-1035		
	900cc	Grand Touring 900 ACE	2016 - 2018	14-1035		
	900cc	Grand Touring 900 ACE LTD	2019 - 2021	14-1087		
	900cc	Grand Touring 900 ACE LTD Turbo	2019 - 2021	14-1087		
	900cc	Grand Touring 900 ACE Sport	2019 - 2021	14-1087		
	900cc	Grand Touring LE/SE 900 ACE	2014 - 2015	14-1035	14-1062	
	900cc	GSX LE 900 ACE	2014 - 2015	14-1035	14-1062	
	900cc	MXZ 900 ACE 4-Stroke	2016 - 2018	14-1035	14-1084	
	900cc	MXZ TNT 900 ACE	2014 - 2015	14-1035	14-1062	
	900cc	Renegade 900 ACE 4-Stroke	2016 - 2018	14-1035	14-1084	
	900cc	Renegade Adrenaline 900 ACE	2019 - 2021	14-1087		
	900cc	Renegade Adrenaline 900 ACE Turbo	2019 - 2021	14-1087		
	900cc	Renegade Adrenaline 900ACE	2014 - 2015	14-1035	14-1062	
	900cc	Renegade Enduro 900 ACE	2019 - 2021	14-1087		
	900cc	Renegade Enduro 900 ACE Turbo	2019 - 2021	14-1087		
	900cc	Renegade X 900 ACE Turbo	2019 - 2021	14-1087		
	900cc	Renegade X-RS 900 ACE Turbo	2019 - 2021	14-1087		
	900cc	Skandic 900 ACE 4-Stroke	2019 - 2021	14-1087		
	1000cc	Grand Touring V-1000	2003	14-1018	14-1024	
	1000cc	Legend V-1000	2003 - 2005	14-1018	14-1024	
	1000cc	Mach Z 1000	2005 - 2006	14-1018	14-1043	
	1000cc	Mach Z 1000 Adrenaline	2007	14-1018	14-1043	
	1000cc	Mach Z X	2007	14-1018	14-1043	
	1000cc	MX Z 1000	2006 - 2007	14-1018	14-1043	
	1000cc	Summit 1000	2005 - 2007	14-1018	14-1043	
	1200cc	Grand-Touring 4 Stroke	2016 - 2018	14-1035		
	1200cc	Grand-Touring LE 1200	2010 - 2015	14-1035	14-1044	
	1200cc	Grand-Touring SE 1200	2010 - 2015	14-1035	14-1044	
	1200cc	GSX LE 1200	2009 - 2015	14-1035	14-1044	
	1200cc	GSX SE 1200	2010 - 2015	14-1035	14-1044	
	1200cc	GTX LE 1200	2009	14-1035	14-1044	
	1200cc	GTX SE 1200	2009	14-1035	14-1044	
	1200cc	MX Z 1200 4TEC	2016	14-1035	14-1084	
	1200cc	MX Z 1200 4TEC	2017	14-1035	14-1085	
	1200cc	MX Z 1200 4TEC	2018	14-1035		
	1200cc	MX Z Adrenaline 1200	2010	14-1035	14-1044	
	1200cc	MX Z Renegade 1200	2009	14-1035	14-1044	
	1200cc	MX Z TNT 1200	2009 - 2015	14-1035	14-1044	
	1200cc	MX Z X 1200	2009 - 2015	14-1035	14-1044	
	1200cc	Renegade 1200 4TEC	2016 - 2018	14-1035		
	1200cc	Renegade Adrenaline 1200R	2010	14-1035	14-1044	
	1200cc	Renegade X 1200	2010	14-1035	14-1044	
	1200cc	Renegade X/Adrenaline 1200 XR	2011 - 2015	14-1035	14-1044	
	Timbersled™					
		ARO 120	2018 - 2019	14-1076	14-1077	
		ARO 120 LE	2018 - 2019	14-1076	14-1077	
		ARO 120 SX	2019	14-1076	14-1077	
		ARO 129	2019	14-1076	14-1077	
		ARO 137	2018	14-1076	14-1077	
		ARO 137 LE	2018 - 2019	14-1076	14-1077	
		LT 137	2017	14-1076		
		LT 137 LE	2017	14-1076		
		Ripper	2017	14-1078	14-1079	
		ST 120 RAW	2018 - 2019	14-1076	14-1080	
		ST 90 Ripper	2018	14-1078	14-1079	
		ST 93 Ripper	2019	14-1078	14-1079	
	Yamaha™					
	120cc	SRX120	2013 - 2021	14-1075		
	250cc	Bravo 250	1984 - 2011	14-1028	14-1027	
	250cc	Enticer ET250/GP/GS	1978 - 1981	14-1028	14-1029	
	300cc	Enticer ET300 C / H	1979 - 1984	14-1028	14-1029	
	300cc	Inviter 300	1986 - 1990	14-1028	14-1029	
	340cc	Enticer 340	1985 - 1988	14-1028	14-1029	
	340cc	Enticer 340T	1984 - 1988	14-1028	14-1029	
	340cc	Enticer ET340	1978 - 1984	14-1028	14-1029	
	340cc	Enticer ET340T	1983 - 1984	14-1028	14-1029	
	340cc	ET340TL	1987	14-1028	14-1029	
	340cc	Excel III 340	1981 - 1988	14-1028	14-1029	

DRIVE SHAFT/JACK SHAFT BEARING & SEAL KITS

CODE = B

KEYWORD = 5



Each kit contains all of the bearings and seals necessary to repair the specified location. Jack shaft kit includes all input shaft bearings and seals. Drive shaft kit includes all output bearings and seals including caliper bearings.

CC	Model	Years	Drive Shaft Bearing and Seal Kit lower Shaft - Track	Jack Shaft Bearing and Seal Kit Upper Shaft	Tensioner Kit
Yamaha™					
340cc	Ovation 340	1989 - 2000	14-1052	14-1027	
340cc	Ovation LE 340	1996 - 1999	14-1052	14-1027	
440cc	SS440 D E F G H	1980 - 1984	14-1052	14-1031	
440cc	SS440J	1985	14-1052	14-1031	
480cc	Phazer II LE	1994	14-1052	14-1031	
480cc	Phazer II LE 480	1995	14-1052	14-1031	
480cc	Phazer II LE PZ480	1996	14-1052	14-1031	
480cc	Phazer II Mountain Lite 480	1996 - 1999	14-1052	14-1031	
480cc	Phazer II ST 480	1991 - 1995	14-1052	14-1031	
480cc	Phazer Mountain Lite 480	1997	14-1052	14-1031	
480cc	Phazer PZ480	1984 - 1990	14-1052	14-1031	
480cc	Phazer SE 480	1984 - 1989	14-1052	14-1031	
480cc	Phazer SS 480	1997 - 1998	14-1052	14-1031	
480cc	Phazer SS Electric 480	1997 - 1998	14-1052	14-1031	
500cc	Phazer 500	1999 - 2001	14-1033	14-1032	
500cc	Phazer 500	2007	14-1033	14-1056	
500cc	Phazer 500	2008 - 2009	14-1033	14-1057	
500cc	Phazer FX 500	2007	14-1033	14-1057	
500cc	Phazer GT 500	2007 - 2013	14-1033	14-1057	
500cc	Phazer Mountain Lite	2000 - 2001	14-1033	14-1032	
500cc	Phazer Mountain Lite	2007	14-1033	14-1057	
500cc	Phazer MTX 500	2008 - 2017	14-1033	14-1057	
500cc	Phazer RTX 500	2008 - 2017	14-1033	14-1057	
500cc	Phazer XTX 500	2014 - 2018	14-1033	14-1057	
500cc	SX500R	2000 - 2001	14-1033	14-1032	
500cc	V Max 500	1994 - 1996	14-1053	14-1070	
500cc	V Max 500	1999 - 2001	14-1033	14-1032	
500cc	V Max 500 Deluxe	1999 - 2001	14-1033	14-1032	
500cc	V Max 500 DX	1994 - 1996	14-1053	14-1070	
500cc	V Max 500 LE	1994 - 1996	14-1053	14-1070	
500cc	V Max 500 ST	1994	14-1053	14-1070	
500cc	V Max 500 SX	1999	14-1033	14-1032	
500cc	V Max 500 XT	1996	14-1053	14-1070	
500cc	V Max 500 XT	1997 - 1998	14-1033	14-1032	
500cc	V Max 500 XTC	1997 - 1998	14-1033	14-1032	
500cc	V Max 500 XTC Deluxe	1998	14-1033	14-1032	
500cc	V Max 500 XTC W/REV	1997	14-1033	14-1032	
500cc	V Max 500 XTR	1998	14-1033	14-1032	
500cc	Venture 500	1997 - 1998	14-1033	14-1032	
500cc	Venture 500 XL	1999	14-1033	14-1032	
500cc	Venture Lite 500	2007 - 2013	14-1033	14-1057	
500cc	Venture Multi Purpose	2013 - 2018	14-1033	14-1057	
500cc	Venture XL	2006	14-1033	14-1032	
500cc	VT500 Venture FC/2	1999 - 2000	14-1033	14-1032	
500cc	VT500 Venture LC/2	2000 - 2001	14-1033	14-1032	
500cc	VT500XLF	2001	14-1033	14-1032	
540cc	Excel V XL540	1985 - 1991	14-1052	14-1031	
540cc	SRV SR540 D E	1980 - 1981	14-1052	14-1031	
540cc	SRV SR540 F G H	1982 - 1984	14-1052	14-1031	
540cc	SRV SR540 J K L M N P	1985 - 1991	14-1052	14-1031	
540cc	V Max VMX540G H J K L	1983 - 1987	14-1052	14-1031	
570cc	Exciter 570	1990 - 1992	14-1052	14-1031	
570cc	Exciter 570 High Altitude	1990	14-1052	14-1031	
570cc	Exciter 570 ST	1992 - 1993	14-1052	14-1031	
570cc	Exciter 570 SX	1993	14-1052	14-1031	
570cc	Exciter 570/DLX	1987 - 1989	14-1052	14-1031	
570cc	Exciter LE 570	1990 - 1993	14-1052	14-1031	
600cc	Mountain Max 600	1997 - 2002	14-1033	14-1032	
600cc	SRX 600	1998 - 1999	14-1033	14-1032	
600cc	SX Venom 600	2004 - 2006	14-1033	14-1032	
600cc	SX Venom ER 600	2004 - 2006	14-1033	14-1032	
600cc	SX600R Venom/ER	2000 - 2003	14-1033	14-1032	
600cc	Transporter 600	2020	14-1065	14-1071	
600cc	V Max 600	1994 - 1996	14-1053	14-1070	
600cc	V Max 600	1999	14-1033	14-1032	
600cc	V Max 600 Deluxe	2000 - 2001	14-1033	14-1032	
600cc	V Max 600 Deluxe Elec Start	1999	14-1033	14-1032	
600cc	V Max 600 DX	1994 - 1996	14-1053	14-1070	
600cc	V Max 600 ER	2002	14-1033	14-1032	
600cc	V Max 600 LE	1994 - 1996	14-1053	14-1070	
600cc	V Max 600 ST	1994 - 1995	14-1053		
600cc	V Max 600 SX	1997 - 1999	14-1033	14-1032	
600cc	V Max 600 SXS	1998	14-1033	14-1032	
600cc	V Max 600 XT	1997 - 1998	14-1033	14-1032	

TERMS & INDEX

NEW

HELMETS

HELMET ACCESSORIES

APPAREL

ACCESSORIES

TRACKS & SUSPENSION

STEERING

TRANS MISSION

PLOW & WINCH

WIND SHIELDS

BRAKES & CARB.

ENGINE PARTS

ELECTRICAL

TRAILER

CHEMICALS

TECH & TOOLS

P.O.P

DRIVE SHAFT/JACK SHAFT BEARING & SEAL KITS

CODE = B

KEYWORD = 5



Each kit contains all of the bearings and seals necessary to repair the specified location. Jack shaft kit includes all input shaft bearings and seals. Drive shaft kit includes all output bearings and seals including caliper bearings.

CC	Model	Years	Drive Shaft Bearing and Seal Kit lower Shaft - Track	Jack Shaft Bearing and Seal Kit Upper Shaft	Tensioner Kit
Yamaha™					
600cc	V Max 600 XT Proaction Plus	1996	14-1053	14-1070	
600cc	V Max 600 XTC	1997 - 1998	14-1033	14-1032	
600cc	V Max 600 XTC Deluxe	1998	14-1033	14-1032	
600cc	V Max 600 XTC W/REV	1997	14-1033	14-1032	
600cc	V Max 600 XTR	1998	14-1033	14-1032	
600cc	V Max 600ER	2003	14-1033	14-1032	
600cc	Venture 600	1997 - 2006	14-1033	14-1032	
700cc	Mountain Max 700	1997 - 2003	14-1033	14-1032	
700cc	Mountain SRX 700	1998	14-1033	14-1032	
700cc	SRX700	1998 - 2002	14-1033	14-1032	
700cc	SX Viper 700	2002 - 2003	14-1033	14-1032	
700cc	SX Viper ER 700	2003 - 2004	14-1033	14-1032	
700cc	SX Viper Mountian 700	2003 - 2006	14-1033	14-1032	
700cc	SX Viper S 700	2004	14-1033	14-1032	
700cc	SX700R	2001	14-1033		
700cc	SX700SD	2000	14-1033		
700cc	V Max 700	1999 - 2001	14-1033	14-1032	
700cc	V Max 700 Deluxe	1999 - 2001	14-1033	14-1032	
700cc	V Max 700 SX	1997 - 1999	14-1033	14-1032	
700cc	V Max 700 XT	1998	14-1033	14-1032	
700cc	V Max 700 XTC	1998	14-1033	14-1032	
700cc	V Max 700ER	2002	14-1033	14-1032	
700cc	Venture 700	1998 - 2004	14-1033	14-1032	
800cc	Mountain Max 800	2021	14-1081	14-1072	
800cc	Transporter 800	2021	14-1065	14-1071	
973cc	Nytro	2006 - 2007	14-1033	14-1050	
973cc	Nytro ER	2006 - 2007	14-1033	14-1050	
973cc	Rage	2006 - 2007	14-1033	14-1050	
973cc	Rage GT	2007	14-1033	14-1050	
973cc	RS Rage	2005	14-1033	14-1050	
973cc	RS Vector	2005 - 2008	14-1033	14-1050	
973cc	RS Vector ER	2005 - 2006	14-1033	14-1050	
973cc	RS Vector ER/GT	2007	14-1033	14-1050	
973cc	RS Vector GT	2006	14-1033	14-1050	
973cc	RS Vector GT	2008	14-1033	14-1051	
973cc	RS Vector LTX	2008 - 2009	14-1033	14-1051	
973cc	RS Vector LTX GT	2008 - 2009	14-1033	14-1051	
973cc	RS Vector Mountian	2006 - 2007	14-1033	14-1050	
973cc	RS Vector Mountian 900	2005	14-1033	14-1050	
973cc	RS Vector Mountian SE	2006	14-1033	14-1050	
973cc	RS Vector Mountian/SE	2007	14-1033	14-1050	
973cc	RS Vector/ER/GT	2007	14-1033	14-1050	
973cc	RS Venture	2005 - 2011	14-1033	14-1050	
973cc	RS Venture	2012 - 2018	14-1033	14-1067	
973cc	RS Venture GT	2007 - 2008	14-1033	14-1050	
973cc	RS Viking Professional	2006	14-1033	14-1067	
973cc	RS Viking Professional	2007 - 2015		14-1067	
998cc	Sidewinder B TX	2017 - 2021	14-1065	14-1082	
998cc	Sidewinder L TX	2017 - 2021	14-1065	14-1082	
998cc	Sidewinder M TX	2017 - 2019	14-1065	14-1082	
998cc	Sidewinder R TX	2017 - 2018	14-1065	14-1082	
998cc	Sidewinder S TX	2017 - 2021	14-1065	14-1082	
998cc	Sidewinder SRX	2019 - 2021	14-1065	14-1082	
998cc	Sidewinder X TX	2017 - 2021	14-1065	14-1082	
1000cc	Apex EFI	2010 - 2017	14-1058	14-1067	
1000cc	Apex ER EFI	2006	14-1058	14-1050	
1000cc	Apex ER EFI	2007	14-1058	14-1051	
1000cc	Apex GT EFI	2006 - 2007	14-1058	14-1050	
1000cc	Apex GT EFI	2008 - 2009	14-1058	14-1051	
1000cc	Apex GT EFI	2010	14-1058	14-1067	
1000cc	Apex LE/XTX EFI	2016 - 2018	14-1058	14-1067	
1000cc	Apex LTX EFI	2009	14-1058	14-1051	
1000cc	Apex LTX GT EFI	2008	14-1058	14-1051	
1000cc	Apex LTX GT/MTX EFI	2010	14-1058	14-1067	
1000cc	Apex Mountian EFI	2006	14-1033	14-1050	
1000cc	Apex Mountian/SE EFI	2007	14-1033	14-1050	
1000cc	Apex MTX EFI	2009	14-1058	14-1051	
1000cc	Apex MTX/SE EFI	2008	14-1058	14-1051	
1000cc	Apex RTX EFI	2007	14-1058	14-1050	
1000cc	Apex RTX EFI	2008 - 2009	14-1058	14-1051	
1000cc	Apex RTX/ER EFI	2006	14-1033	14-1050	
1000cc	Apex RXT/ER EFI	2007	14-1033	14-1050	
1000cc	Apex SE/XTX EFI	2011 - 2015	14-1058	14-1067	
1000cc	Attak EFI	2006 - 2007	14-1058	14-1050	

DRIVE SHAFT/JACK SHAFT BEARING & SEAL KITS

CODE = B

KEYWORD = 5



Each kit contains all of the bearings and seals necessary to repair the specified location. Jack shaft kit includes all input shaft bearings and seals. Drive shaft kit includes all output bearings and seals including caliper bearings.

CC	Model	Years	Drive Shaft Bearing and Seal Kit lower Shaft - Track	Jack Shaft Bearing and Seal Kit Upper Shaft	Tensioner Kit
Yamaha™					
1000cc	Attak GT EFI	2007	14-1058	14-1050	
1000cc	RX Warrior	2004 - 2005	14-1058	14-1050	
1000cc	RX Warrior LE	2004 - 2005	14-1058	14-1050	
1000cc	RX-1	2003 - 2005	14-1033	14-1050	
1000cc	RX-1 ER/LE	2003 - 2005	14-1058	14-1050	
1000cc	RX-1 Mountain/LE	2003 - 2005	14-1033	14-1050	
1050cc	FX Nytro EFI	2008	14-1059	14-1060	
1050cc	FX Nytro MTX EFI	2008	14-1059	14-1060	
1050cc	FX Nytro MTX NO REV EFI	2008	14-1059		
1050cc	FX Nytro RTX EFI	2008	14-1059	14-1060	
1050cc	FX Nytro RTX NO REV EFI	2009	14-1059		
1050cc	FX Nytro/MTX/RTX/XTX EFI	2010	14-1059	14-1060	
1050cc	FX Nytro/MTX/RTX/XTX/SE EFI	2011	14-1059	14-1060	
1050cc	FX Nytro/MXT/RTX/XTX EFI	2009 - 2013	14-1059	14-1060	
1050cc	FX Nytro/MXT/XTX EFI	2014	14-1059	14-1060	
1050cc	RS Vector EFI	2012 - 2018	14-1058	14-1067	
1050cc	RS Vector GT/LTX GT EFI	2010 - 2011	14-1058	14-1067	
1050cc	RS Vector LE/XTX EFI	2016	14-1058	14-1067	
1050cc	RS Vector LTX EFI	2012 - 2015	14-1058	14-1067	
1050cc	RS Vector XTX/XTX LE EFI	2017	14-1058	14-1067	
1050cc	RS Venture GT EFI	2009	14-1033	14-1050	
1050cc	RS Venture GT EFI	2010 - 2015	14-1058	14-1067	
1050cc	RS Venture TF	2020 - 2021	14-1058	14-1067	
1050cc	RS Venture TF EFI	2013 - 2018	14-1058	14-1067	
1050cc	SR Viper EFI	2014 - 2016	14-1065		
1050cc	SR Viper EFI	2017 - 2018	14-1065	14-1082	
1050cc	SR Viper L TX	2019 - 2021	14-1065	14-1082	
1050cc	VK Professional EFI	2016 - 2018		14-1067	
1050cc	VK Professional II	2020 - 2021	14-1058	14-1067	



BOGIE SUSPENSION CROSS SHAFTS



Part No.	Code	Keyword
042-7004	B	16B

ALUMINUM SLIDE SUSPENSION CROSS SHAFTS



Part No.	Code	Keyword
042-7009	B	16B

Part No.	Code	Keyword
042-7007	B	16B

Part No.	Code	Keyword
042-7003	B	16B

Model	Year	OEM#	O.D	Length	Material	Part No.
Moto-Ski™						
FUTURA	1976-82	503-0313-00	3/4"	17-3/8"	ALU	042-7007
FUTURA	1976-82	503-0726-00	3/4"	17-1/4"	ALU	042-7003
GRAND PRIX SPECIAL	1979-81	503-0313-00	3/4"	17-3/8"	ALU	042-7007
GRAND PRIX SPECIAL	1979-81	503-0726-00	3/4"	17-1/4"	ALU	042-7003
MIRAGE	1982-83	503-0649-00	3/4"	16-5/8"	ALU	042-7009
MIRAGE III	1985	503-0726-00	3/4"	17-1/4"	ALU	042-7003
NUVIK	1975-77	502-0008-00	13/16"	15-5/16"	ALU	042-7004
SONIC	1975-78	503-0313-00	3/4"	17-3/8"	ALU	042-7007
SONIC	1975-84	503-0726-00	3/4"	17-1/4"	ALU	042-7003
SPIRIT	1976-83	502-0008-00	13/16"	15-5/16"	ALU	042-7004
SUPER SONIC	1980-81	503-0313-00	3/4"	17-3/8"	ALU	042-7007
ULTRA SONIC	1980-82	503-0313-00	3/4"	17-3/8"	ALU	042-7007
Ski-Doo™						
A, J, K	1962	502-0008-00	13/16"	15-5/16"	ALU	042-7004
ALPINE	1965-87	502-0008-00	13/16"	15-5/16"	ALU	042-7004
ALPINE II	1988	503-0726-00	3/4"	17-1/4"	ALU	042-7003
AR, BR	1964	502-0008-00	13/16"	15-5/16"	ALU	042-7004
BLIZZARD	1970-71	502-0008-00	13/16"	15-5/16"	ALU	042-7004
BLIZZARD	1978-84	503-0726-00	3/4"	17-1/4"	ALU	042-7003
BLIZZARD	1979-87	503-0313-00	3/4"	17-3/8"	ALU	042-7007
CHALET	1967	502-0008-00	13/16"	15-5/16"	ALU	042-7004
CHALET	1965	502-0008-00	13/16"	15-5/16"	ALU	042-7004
CITATION	1980-84	503-0726-00	3/4"	17-1/4"	ALU	042-7003
CITATION, SKANDIC	1982-84	503-0649-00	3/4"	16-5/8"	ALU	042-7009
ELAN	1971-96	502-0008-00	13/16"	15-5/16"	ALU	042-7004
ELITE	1973-74	502-0008-00	13/16"	15-5/16"	ALU	042-7004
ESCAPADE	1987-88	503-0726-00	3/4"	17-1/4"	ALU	042-7003
EVEREST	1974	503-0726-00	3/4"	17-1/4"	ALU	042-7003
EVEREST	1977-83	503-0726-00	3/4"	17-1/4"	ALU	042-7003
EVEREST	1974	503-0313-00	3/4"	17-3/8"	ALU	042-7007
EVEREST	1978-83	503-0313-00	3/4"	17-3/8"	ALU	042-7007
FORMULA	1985-86	503-0726-00	3/4"	17-1/4"	ALU	042-7003
GRAND LUXE	1985-86	503-0726-00	3/4"	17-1/4"	ALU	042-7003
NORDIK	1981-83	503-0726-00	3/4"	17-1/4"	ALU	042-7003
NORDIK	1982-83	503-0649-00	3/4"	16-5/8"	ALU	042-7009
OLYMPIQUE	1965-78	502-0008-00	13/16"	15-5/16"	ALU	042-7004
R	1963	502-0008-00	13/16"	15-5/16"	ALU	042-7004
RD	1963-64	502-0008-00	13/16"	15-5/16"	ALU	042-7004
RV	1977-79	503-0726-00	3/4"	17-1/4"	ALU	042-7003
RV	1977-78	503-0313-00	3/4"	17-3/8"	ALU	042-7007
SAFARI	1984-88	503-0726-00	3/4"	17-1/4"	ALU	042-7003
SKANDIC	1982-87	503-0726-00	3/4"	17-1/4"	ALU	042-7003
SS	1984	503-0726-00	3/4"	17-1/4"	ALU	042-7003
STRATOS	1987-88	503-0726-00	3/4"	17-1/4"	ALU	042-7003
SUPER 370	1968	502-0008-00	13/16"	15-5/16"	ALU	042-7004
SUPER ALPINE	1967-68	502-0008-00	13/16"	15-5/16"	ALU	042-7004
SUPER OLYMPIQUE	1966-68	502-0008-00	13/16"	15-5/16"	ALU	042-7004
TNT	1969-73	502-0008-00	13/16"	15-5/16"	ALU	042-7004
TNT	1974-76, 78	503-0726-00	3/4"	17-1/4"	ALU	042-7003
TNT	1974-78	503-0313-00	3/4"	17-3/8"	ALU	042-7007
VALMONT	1971-73	502-0008-00	13/16"	15-5/16"	ALU	042-7004

ADJUSTER EYE BOLT KIT

SKI-DOO™

OEM# 503-0028-00
540-0028-00

Size: 5/16" Fine Thread

Includes: Adjuster Bolt (1)

Eye Bolt (1)

Nylon Nut (1)

Part No.	Code	Keyword
040-7106	B	16B


Model	Year
Moto-Ski™	
SPIRIT 250	1976-83
Ski-Doo™	
ALPINE	1965-70
OLYMPIQUE	1969-70
BLIZZARD	1970-71
NORDIC	1970
SKANDIC	1970
ELAN	1971-96



SUSPENSION STRAPS

- Universal Fit: Made from Hi-Strength 3-Ply Rubber/Cotton Fabric
- Tensile Strength: 297 LBS/CM

Part No.	Description	Code	Keyword
030-2000	Length: 24" Width: 1"	B	16B
030-2001	Length: 24" Width: 1.625"	B	16B



FOX SHOCK REPLACEMENT PARTS

SNO-MO O-RING KIT COMPLETE



Part No.	Code	Keyword
000-2003	B	16B

PISTON STRAP/FLEX DU



Part No.	Code	Keyword
000-2019	B	CLR



LUBRICANTS

100% SYNTHETIC RACING SHOCK FLUID - MEDIUM & LIGHT

Part No.	Description	Quantity/Size	Code	Keyword
920-2070	RSF Light	12/1 LT	C	24
920-2073	RSF Medium	12/1 LT	C	24



RYDE FX SHOCK GAUGES, NEEDLES & TOOLS

WHILE QUANTITIES LAST



SHOCK REBUILD PACK



Part No.	Code	Keyword
060-2013	B	16B

SHOCK REBUILD PACK 2.0



Part No.	Code	Keyword
060-2012	B	16B



Arctic Cat™



Eye Length: Open 14-3/8", Closed 10"
Eye Diameter: Top 9/16", Bottom 9/16"

Part No.	Code	Keyword
061-3001	B	16B



Eye Length: Open 14-7/8", Closed 9-5/8"
Eye Diameter: Top 0.400", Bottom 0.400"

Part No.	Code	Keyword
061-3002	B	16B



Eye Length: Open 16-1/4", Closed 10"
Eye Diameter: Top .0400", Bottom 0.400"

Part No.	Code	Keyword
061-3003	B	16B



Eye Length: Open 10", Closed 7"
Eye Diameter: Top 16mm, Bottom 16mm"

Part No.	Code	Keyword
061-3004	B	16B



Eye Length: Open 11-3/8", Closed 7-5/8"
Eye Diameter: Top 5/8", Bottom 5/8"

Part No.	Code	Keyword
061-3005	B	16B



Eye Length: Open 12", Closed 8-3/8"
Eye Diameter: Top .628", Bottom 0.375"

Part No.	Code	Keyword
061-3006	B	16B



Eye Length: Open 16-5/8", Closed 10-5/8"
Eye Diameter: Top 0.400", Bottom 0.400"

Part No.	Code	Keyword
061-3007	B	16B



Eye Length: Open 16-1/4", Closed 10-3/4"
Eye Diameter: Top 15mm, Bottom 15mm

Part No.	Code	Keyword
061-3010	B	16B



Eye Length: Open 369mm, Closed 259mm
Eye Diameter: Top 14.5mm, Bottom 14.5mm

Part No.	Code	Keyword
061-3011	B	16B



Eye Length: Open 420mm, Closed 270mm
Eye Diameter: Shaft 10mm, Body 10mm

Part No.	Code	Keyword
061-3013	B	16B



Part No.	Code	Keyword
061-3014	B	16B



Part No.	Code	Keyword
061-3015	B	16B

Ski-Doo™



ALSO FITS YAMAHA

Eye Length: Open 383mm, Closed 263mm
Eye Diameter: Top 14.5mm, Bottom 14.5mm

Part No.	Code	Keyword
061-3016	B	16B



Part No.	Code	Keyword
061-3017	B	16B



Eye Length: Open 14-1/4", Closed 11-1/4"
Eye Diameter: Top 25.7mm, Bottom 25.7mm

Part No.	Code	Keyword
062-3001	B	16B

TERMS & INDEX
NEW
HELMETS
HELMET ACCESSORIES
APPAREL
ACCESSORIES
TRACKS & SUSPENSION
STEERING
TRANS MISSION
PLOW & WINCH
WIND SHIELDS
BRAKES & CARB.
ENGINE PARTS
ELECTRICAL
TRAILER
CHEMICALS
TECH & TOOLS
P.O.P



Ski-Doo™



Eye Length: Open 15-1/4", Closed 11-1/8"
Eye Diameter: Top 1", Bottom 1"

Part No.	Code	Keyword
062-3003	B	16B



Eye Length: Open 13-1/4", Closed 8-3/4"
Eye Diameter: Top 8mm, Bottom 8mm

Part No.	Code	Keyword
062-3004	B	16B



Eye Length: Open 13.7", Closed 10.3"
Eye Diameter: Top 25.7mm, Bottom 25.7mm

Part No.	Code	Keyword
062-3006	B	16B



Eye Length: Open 21-1/4", Closed 12-7/8"
Eye Diameter: Top 8mm, Bottom 8mm

Part No.	Code	Keyword
062-3007	B	16B



Eye Length: Open 16-7/8", Closed 11-1/2"
Eye Diameter: Top 18mm, Bottom 18mm

Part No.	Code	Keyword
062-3008	B	16B



Eye Length: Open 13-5/8", Closed 9-1/4"
Eye Diameter: Top 18mm, Bottom 18mm

Part No.	Code	Keyword
062-3009	B	16B



Eye Length: Open 14", Closed 9-1/4"
Eye Diameter: Top 8mm, Bottom 8mm

Part No.	Code	Keyword
062-3011	B	16B



Eye Length: Open 17-1/8", Closed 11-1/4"
Eye Diameter: Top 8mm, Bottom 8mm

Part No.	Code	Keyword
062-3012	B	16B



Eye Length: Open 17-5/8", Closed 11-3/4"
Eye Diameter: Top 8mm, Bottom 8mm

Part No.	Code	Keyword
062-3013	B	16B



Eye Length: Open 406MM, Closed 265MM
Eye Diameter: Shaft 16MM, Body 10MM

Part No.	Code	Keyword
062-3014	B	16B



Part No.	Code	Keyword
062-3015	B	16B



Part No.	Code	Keyword
062-3016	B	16B



Part No.	Code	Keyword
062-3017	B	16B



Part No.	Code	Keyword
062-3018	B	16B



Part No.	Code	Keyword
062-3019	B	16B



Ski-Doo™



Part No. Code Keyword
062-3020 B 16B



Part No. Code Keyword
062-3023 B 16B



Part No. Code Keyword
062-3025 B 16B



Part No. Code Keyword
062-3026 B 16B



Eye Length: Open 368mm, Closed 255mm
Eye Diameter: Top 23mm, Bottom 23mm

Part No. Code Keyword
062-3028 B 16B



Part No. Code Keyword
062-3029 B 16B



Part No. Code Keyword
062-3030 B 16B



Part No. Code Keyword
062-3031 B 16B



Part No. Code Keyword
062-3032 B 16B



Eye Length: Open 13", Closed 8-7/8"
Eye Diameter: Top 25.7mm, Bottom 25.7mm

Part No. Code Keyword
062-3100 B 16B



Eye Length: Open 7-1/4", Closed 6"
Eye Diameter: Top 7/16", Bottom 13/16"

Part No. Code Keyword
062-3200 B 16B



Eye Length: Open 16-3/8", Closed 10-1/8"
Eye Diameter: Top 18mm, Bottom 22mm

Part No. Code Keyword
062-3201 B 16B

Yamaha™



Eye Length: Open 436mm, Close 293mm
Eye Diameter: Top 18mm, Bottom 18mm

Part No. Code Keyword
062-3202 B 16B



Eye Length: Open 14-1/16", Closed 10-1/8"
Eye Diameter: Top 12mm, Bottom 12mm

Part No. Code Keyword
063-3001 B 16B



Eye Length: Open 15-5/8", Closed 10-1/8"
Eye Diameter: Top 12mm, Bottom 12mm

Part No. Code Keyword
063-3003 B 16B

TERMS & INDEX
NEW
HELMETS
HELMET ACCESSORIES
APPAREL
ACCESSORIES
TRACKS & SUSPENSION
STEERING
TRANS MISSION
PLOW & WINCH
WIND SHIELDS
BRAKES & CARB.
ENGINE PARTS
ELECTRICAL
TRAILER
CHEMICALS
TECH & TOOLS
P.O.P



Yamaha™



Eye Length: Open 16", Closed 10-1/4"
Eye Diameter: Top 16mm, Bottom 25mm

Part No.	Code	Keyword
063-3004	B	16B



Eye Length: Open 14-1/2", Closed 10"
Eye Diameter: Top 20mm, Bottom 20mm

Part No.	Code	Keyword
063-3005	B	16B



Eye Length: Open 10", Closed 7-1/4"
Eye Diameter: Top 16mm, Bottom 16mm

Part No.	Code	Keyword
063-3007	B	16B



Eye Length: Open 9-3/4", Closed 7-1/4"
Eye Diameter: Top 16mm, Bottom 25mm

Part No.	Code	Keyword
063-3008	B	16B



Eye Length: Open 12-7/8", Closed 9-5/8"
Eye Diameter: Top 20mm, Bottom 20mm

Part No.	Code	Keyword
063-3010	B	16B



Eye Length: Open 18-1/4", Closed 12-1/2"
Eye Diameter: Top 20mm, Bottom 20mm

Part No.	Code	Keyword
063-3011	B	16B

Polaris™



Eye Length: Open 12-2/5", Closed 8-1/2"
Eye Diameter: Top 16mm, Bottom 22.6mm

Part No.	Code	Keyword
063-3012	B	16B



Eye Length: Open 10-1/4", Closed 7-1/8"
Eye Diameter: Top 3/8", Bottom 3/8"

Part No.	Code	Keyword
064-3000	B	16B



ALSO FITS X-10 SUSPENSION

Eye Length: Open 15", Closed 9-1/2"
Eye Diameter: Top 5/8", Bottom 3/8"

Part No.	Code	Keyword
064-3001	B	16B

Polaris™



ALSO FITS X-12 SUSPENSION

Eye Length: Open 12-1/4", Closed 8-1/4"
Eye Diameter: Top 0.382, Bottom 0.382"

Part No.	Code	Keyword
064-3004	B	16B



Eye Length: Open 18", Closed 12"
Eye Diameter: Top 0.400, Bottom 0.400"

Part No.	Code	Keyword
064-3006	B	16B



Eye Length: Open 12-1/4", Closed 8-1/2"
Eye Diameter: Top 10mm, Bottom 10mm

Part No.	Code	Keyword
064-3010	B	16B



Eye Length: Open 14-1/2", Closed 9-1/2"
Eye Diameter: Top 16mm, Bottom 10mm

Part No.	Code	Keyword
064-3011	B	16B



Eye Length: Open 11", Closed 8"
Eye Diameter: Top 10mm, Bottom 10mm

Part No.	Code	Keyword
064-3012	B	16B



Eye Length: Open 18", Closed 12"
Eye Diameter: Top 10mm, Bottom 10mm

Part No.	Code	Keyword
064-3013	B	16B

SPX REAR SUSPENSION GAS SHOCKS

For applications see pages 335-351



Polaris™



Eye Length: Open 11", Closed 8"
Eye Diameter: Top 10mm, Bottom 10mm

Part No. Code Keyword
064-3014 B 16B



Eye Length: Open 425mm, Closed 286mm
Eye Diameter: Top 16mm, Bottom 14.5mm

Part No. Code Keyword
064-3015 B 16B



Eye Length: Open 422mm, Closed 280mm
Eye Diameter: Top 16mm, Bottom 14.5mm

Part No. Code Keyword
064-3016 B 16B



Eye Length: Open 317mm, Closed 255mm
Eye Diameter: Top 14mm, Bottom 17.5mm

Part No. Code Keyword
064-3018 B 16B



Part No. Code Keyword
064-3021 B 16B



Part No. Code Keyword
064-3022 B 16B



Eye Length: Open 16 3/4", Closed 11 3/8"

Part No. Code Keyword
064-3023 B 16B



Part No. Code Keyword
064-3024 B 16B



Part No. Code Keyword
064-3025 B 16B



Part No. Code Keyword
064-3026 B 16B



Part No. Code Keyword
064-3027 B 16B



Part No. Code Keyword
064-3028 B 16B

SPX REAR SUSPENSION HYDRAULIC SHOCKS

For applications see pages 335-351

Arctic Cat™



Eye Length: Open 11-1/16", Closed 7-3/8"
Eye Diameter: Top 5/8", Bottom 7/16"

Part No. Code Keyword
061-5001 B 16B



Eye Length: Open 7-1/2", Closed 6-1/8"
Eye Diameter: Top 7/16", Bottom 7/16"

Part No. Code Keyword
061-5002 B 16B



Eye Length: Open 7-1/2", Closed 6-1/8"
Eye Diameter: Top 7/16", Bottom 7/16"

Part No. Code Keyword
061-5003 B 16B

TERMS & INDEX
NEW
HELMETS
HELMET ACCESSORIES
APPAREL
ACCESSORIES
TRACKS & SUSPENSION
STEERING
TRANS MISSION
PLOW & WINCH
WIND SHIELDS
BRAKES & CARB.
ENGINE PARTS
ELECTRICAL
TRAILER
CHEMICALS
TECH & TOOLS
P.O.P



Arctic Cat™

Ski-Doo™



Part No. Code Keyword
061-5004 B 16B



Eye Length: Open 7-1/2", Closed 6-1/8"
Eye Diameter: Top 5/8", Bottom 7/16"

Part No. Code Keyword
062-5000 B 16B



Eye Length: Open 11-1/16", Closed 7-3/8"
Eye Diameter: Top 5/8", Bottom 7/16"

Part No. Code Keyword
062-5001 B 16B

Ski-Doo™

Polaris™



Part No. Code Keyword
062-5003 B 16B



Eye Length: Open 15", Closed 9-1/2"
Eye Diameter: Top 5/8", Bottom 3/8"

Part No. Code Keyword
064-5000 B 16B



Eye Length: Open 10-1/4", Closed 7-1/2"
Eye Diameter: Top 3/8", Bottom 3/8"

Part No. Code Keyword
064-5001 B 16B

Yamaha™



Eye Length: Open 9-1/4", Closed 6-7/8"
Eye Diameter: Top 20mm, Bottom 20mm

Part No. Code Keyword
063-5000 B 16B



Eye Length: Open 15-5/8", Closed 10-1/8"
Eye Diameter: Top 20mm, Bottom 20mm

Part No. Code Keyword
063-5001 B 16B



Eye Length: Open 14-3/4", Closed 10-1/8"
Eye Diameter: Top 20mm, Bottom 20mm

Part No. Code Keyword
063-5002 B 16B

SPX GAS SKI SHOCKS



Arctic Cat™



Eye Length: Open 18-3/8", Closed 12-1/2"
Eye Diameter: Top 14.5mm, Bottom 24.5mm

Part No. Code Keyword
160-4000 B 16B



Also Fits Yamaha™

Eye Length: Open 17-1/10", Closed 11-1/4"
Eye Diameter: Top 8.4mm, Bottom 8.4mm

Part No. Code Keyword
160-4001 B 16B



Also Fits Yamaha™

Eye Length: Open 9-2/5", Closed 6-4/5"
Eye Diameter: Top 16.1mm, Bottom 10.2mm

Part No. Code Keyword
160-4002 B 16B

TERMS & INDEX
NEW
HELMETS
HELMET ACCESSORIES
APPAREL
ACCESSORIES
TRACKS & SUSPENSION
STEERING
TRANS MISSION
PLOW & WINCH
WIND SHIELDS
BRAKES & CARB.
ENGINE PARTS
ELECTRICAL
TRAILER
CHEMICALS
TECH & TOOLS
P.O.P

SPX GAS SKI SHOCKS

For applications see pages 335-351



Arctic Cat™



NEW

Eye Length: Open 18-3/10", Closed 12-1/2"
Eye Diameter: Top 16mm, Bottom 14.5mm

Part No. Code Keyword
161-4011 B 16B



NEW

Eye Length: Open 17-1/5", Closed 11-3/10"
Eye Diameter: Top 14.5mm, Bottom 14.5mm

Part No. Code Keyword
161-4012 B 16B



NEW

Eye Length: Open 16-3/10", Closed 10-4/5"
Eye Diameter: Top 8.4mm, Bottom 8.4mm

Part No. Code Keyword
161-4013 B 16B



Eye Length: Open 10", Closed 7-9/16"
Eye Diameter: Top 5/8", Bottom 5/8"

Part No. Code Keyword
161-4001 B 16B



Eye Length: Open 15-1/4", Closed 10-3/8"
Eye Diameter: Top 0.400", Bottom 0.400"

Part No. Code Keyword
161-4003 B 16B



Eye Length: Open 13", Closed 8-5/8"
Eye Diameter: Top 0.400", Bottom 0.400"

Part No. Code Keyword
161-4004 B 16B



Eye Length: Open 16-1/4", Closed 10-1/2"
Eye Diameter: Top 10mm, Bottom 10mm

Part No. Code Keyword
161-4005 B 16B



Eye Length: Open 17", Closed 11-3/8"
Eye Diameter: Top 10mm, Bottom 10mm

Part No. Code Keyword
161-4006 B 16B



Eye Length: Open 14-1/4", Closed 9-3/4"
Eye Diameter: Top 14.5mm, Bottom 14.5mm

Part No. Code Keyword
161-4007 B 16B



Eye Length: Open 18", Closed 11-1/2"
Eye Diameter: Top 14.5mm, Bottom 14.5mm

Part No. Code Keyword
161-4008 B 16B



Eye Length: Open 315mm, Closed 241mm
Eye Diameter: Top 14mm, Bottom 14.5mm

Part No. Code Keyword
161-4009 B 16B



Eye Length: Open 468mm, Closed 322mm
Eye Diameter: Top 14.5mm, Bottom 14.5mm

Part No. Code Keyword
161-4010 B 16B

Polaris™



Eye Length: Open 13", Closed 9-7/8"
Eye Diameter: Top 3/8", Bottom 3/8"

Part No. Code Keyword
164-4004 B 16B



Eye Length: Open 16", Closed 11-1/2"
Eye Diameter: Top 0.385", Bottom 0.385"

Part No. Code Keyword
164-4005 B 16B



Eye Length: Open 16-1/4", Closed 10-3/4"
Eye Diameter: Top 10mm, Bottom 10mm

Part No. Code Keyword
164-4006 B 16B

TERMS & INDEX

NEW

HELMETS

HELMET ACCESSORIES

APPAREL

ACCESSORIES

TRACKS & SUSPENSION

STEERING

TRANS MISSION

PLOW & WINCH

WIND SHIELDS

BRAKES & CARB.

ENGINE PARTS

ELECTRICAL

TRAILER

CHEMICALS

TECH & TOOLS

P.O.P



Polaris™



Eye Length: Open 16-3/8", Closed 11"
Eye Diameter: Top 10mm, Bottom 10mm

Part No.	Code	Keyword
164-4007	B	16B



Eye Length: Open 15-3/4", Closed 10-1/4"
Eye Diameter: Top 10mm, Bottom 10mm

Part No.	Code	Keyword
164-4009	B	16B



Eye Length: Open 14-1/4", Closed 9-1/2"
Eye Diameter: Top 10mm, Bottom 10mm

Part No.	Code	Keyword
164-4010	B	16B



Eye Length: Open 412mm, Closed 307mm
Eye Diameter: Top 10mm, Bottom 10mm

Part No.	Code	Keyword
164-4011	B	16B



Eye Length: Open 17.33", Closed 13.75"
Eye Diameter: Top 10mm, Bottom 10mm

Part No.	Code	Keyword
164-4012	B	16B



Eye Length: Open 17 1/2", Closed 13 1/4"
Eye Diameter: Top 12.7mm, Bottom 16mm

Part No.	Code	Keyword
164-4013	B	16B



Eye Length: Open 16 23/25", Closed 12 6/25"
Eye Diameter: Top 17.7mm, Bottom 29.3mm

Part No.	Code	Keyword
164-4014	B	16B



Eye Length: Open 325mm, Closed 221mm
Eye Diameter: Shaft 19.5mm, Body 23.8mm

Part No.	Code	Keyword
062-3019	B	16B



Eye Length: Open 13-1/2", Closed 10"
Eye Diameter: Top 0.400", Bottom 0.400"

Part No.	Code	Keyword
162-4002	B	16B

Ski-Doo™



Eye Length: Open 14-3/8", Closed 10-1/4"
Eye Diameter: Top 10mm, Bottom 10mm

Part No.	Code	Keyword
162-4004	B	16B



Eye Length: Open 18", Closed 11-1/4"
Eye Diameter: Top 10mm, Bottom 10mm

Part No.	Code	Keyword
162-4006	B	16B



Eye Length: Open 18", Closed 11-1/4"
Eye Diameter: Top 10mm, Bottom 10mm

Part No.	Code	Keyword
162-4007	B	16B



Eye Length: Open 453mm, Closed 310mm
Eye Diameter: Top 10.2mm, Bottom 10.2mm

Part No.	Code	Keyword
162-4010	B	16B



Eye Length: Open 431.8mm, Closed 307.98mm
Eye Diameter: Shaft 10.1mm, Body 30.6mm

Part No.	Code	Keyword
162-4011	B	16B



Eye Length: Open 419.1mm, Closed 293.68mm
Eye Diameter: Shaft 10.1mm, Body 30.8mm

Part No.	Code	Keyword
162-4012	B	16B

SPX GAS SKI SHOCKS

For applications see pages 335-351



Ski-Doo™

Yamaha™



Eye Length: Open 16 23/25", Closed 307.98mm
Eye Diameter: Shaft 10.1mm, Body 30.9mm

Part No. Code Keyword
162-4013 B 16B



Eye Length: Open 18", Closed 11-9/10"
Eye Diameter: Top 8.2mm, Bottom 8.2mm

Part No. Code Keyword
162-4014 B 16B



Eye Length: Open 16-7/8", Closed 11-7/8"
Eye Diameter: Top 10mm, Bottom 10mm

Part No. Code Keyword
163-4001 B 16B

SPX HYDRAULIC SKI SHOCKS

Arctic Cat™

Ski-Doo™



Eye Length: Open 10", Closed 7-9/16"
Eye Diameter: Top 5/8", Bottom 5/8"

Part No. Code Keyword
161-5001 B 16B



Eye Length: Open 11-3/4", Closed 8"
Eye Diameter: Top 5/8", Bottom 5/8"

Part No. Code Keyword
161-5006 B 16B



Eye Length: Open 10-1/8", Closed 8-3/4"
Eye Diameter: Top 1", Bottom 1"

Part No. Code Keyword
162-5002 B 16B

Ski-Doo™

Polaris™



Eye Length: Open 12", Closed 8-1/2"
Eye Diameter: Top 1/4", Bottom 1/4"

Part No. Code Keyword
162-5013 B 16B



Eye Length: Open 12", Closed 8-3/4"
Eye Diameter: Top 7/16", Bottom 7/16"

Part No. Code Keyword
162-5014 B 16B



Eye Length: Open 13", Closed 9-7/8"
Eye Diameter: Top 3/8", Bottom 3/8"

Part No. Code Keyword
164-5003 B 16B

Yamaha™

SHOCK SPRING COMPRESSOR TOOL

SPRING RETAINERS



Eye Length: Open 12", Closed 8"
Eye Diameter: Top 7/16", Bottom 7/16"

Part No. Code Keyword
163-5008 B 16B



Lever action shock service tool that makes spring compressing easy while one hand is free to move spring retainer. Works on all snowmobile, motorcycle and ATV shocks that require a spring compressor. Durable powder coat finish.

Part No. Code Keyword
390-3003 B 17



OEM plastic cap can strip or become damaged from adjusting. This is made from aluminum for a stronger more durable quality than the OEM product (Nylon).

Part No. Code Keyword
064-0010 B 16B

Model	Year
Polaris™	
Works on Most Polaris Snowmobiles	1996-15
Sport/Scrambler 400 & 500	1995-99

SPX GAS SKI SHOCKS SPECS



See pages 324-332 for images

Part No.	Ref#	Length		Eyelet / Shaft		Eyelet / Body		Bushings		Type
		Open	Closed	DIA	Width	DIA	Width	Shaft	Body	
064-5000	04-235	15"	9 1/2"	16MM	22MM	10MM	34MM	NO	YES	HYDRAULIC
064-5001	04-237	10 1/4"	7 1/2"	10MM	32MM	10MM	32MM	YES	YES	HYDRAULIC
063-5000	04-242	9 1/4"	6 7/8"	20MM	21MM	25.2MM	30.1MM	NO	NO	HYDRAULIC
063-5001	04-243	15 5/8"	10 1/8"	20MM	21MM	25.2MM	30MM	NO	NO	HYDRAULIC
063-5002	04-244	14 3/4"	9 6/8"	20MM	21MM	25.5MM	30MM	NO	NO	HYDRAULIC
061-3001	04-260	14 1/2"	10"	14MM	20MM	14MM	20MM	YES	YES	GAS
061-3002	04-261	15"	10"	10MM	25.5MM	10MM	25.5MM	YES	YES	GAS
061-3003	04-262	16 1/4"	11 1/8"	10MM	25.4MM	10MM	25.4MM	YES	YES	GAS
061-3004	04-263	9 3/4"	7 3/8"	15.9MM	22MM	15.9MM	22MM	NO	NO	GAS
061-3005	04-259	11 1/4"	8 1/4"	16MM	22.5MM	15MM	26MM	NO	YES	GAS
061-3006	04-255	12 1/8"	8 1/2"	16MM	22MM	10MM	36MM	NO	YES	GAS
061-3007	04-256	16 5/8"	11"	10MM	26MM	10MM	26MM	YES	YES	GAS
061-3010	04-512	16 1/4"	11 1/2"	14.1MM	20MM	14.1MM	20MM	YES	YES	GAS
061-3011	04-516	14 1/2"	10 1/4"	14.5MM	24MM	14.5MM	24MM	YES	YES	GAS
061-3014	2704-180	14 9/16"	10 3/16"	14.5MM	24.5MM	14.5MM	24.5MM	YES	YES	GAS
061-3015	1704-351	11 1/4"	8 1/4"	9.75MM	24.1MM	23.4MM	19.1MM	NO	NO	GAS
061-3016	N/A	15 1/8"	10 3/8"	14.5MM	24.5MM	14.5MM	24.5MM	YES	YES	GAS
061-5001	04-245	11 25"	7 3/8"	16MM	25MM	16MM	22MM	NO	NO	HYDRAULIC
061-5002	04-250	7 7/16"	6 3/16"	11.7MM	32MM	11.7MM	32MM	YES	YES	HYDRAULIC
061-5003	N/A	15"	9 5/8"	10MM	27MM	10MM	27MM	YES	YES	HYDRAULIC
061-5004	N/A	16 1/2"	10 7/8"	10MM	27MM	10MM	27MM	YES	YES	HYDRAULIC
062-3001	04-266	14 3/8"	11 1/4"	26MM	17MM	26MM	17MM	NO	NO	GAS
062-3002	04-266-01	14 1/4"	11 1/4"	26MM	17MM	26MM	17MM	NO	NO	GAS
062-3003	04-268	15 1/4"	11 3/8"	26MM	17MM	26MM	17MM	NO	NO	GAS
062-3004	04-264	13 1/4"	9 1/4"	8.1MM	19MM	8.1MM	19MM	YES	YES	GAS
062-3006	04-268-01	13 1/2"	10 3/8"	26MM	16.8MM	26MM	17MM	NO	NO	GAS
062-3007	04-292	21 3/8"	14 1/4"	8MM	20MM	8MM	20MM	YES	YES	GAS
062-3008	04-293	16 7/8"	11 3/4"	18MM	19MM	18MM	19MM	NO	NO	GAS
062-3009	04-505	13 3/4"	9 5/8"	18MM	19MM	18MM	33MM	NO	NO	GAS
062-3010	04-506	13"	8 7/8"	20MM	25.5MM	24MM	20MM	NO	NO	GAS
062-3011	04-507	14"	10 1/4"	8.1MM	20MM	18MM	33MM	YES	YES	GAS
062-3012	04-508	17 1/8"	11 1/2"	8MM	19.5MM	8MM	19.5MM	YES	YES	GAS
062-3013	04-509	17 1/2"	11 3/4"	8MM	19MM	8MM	19MM	YES	YES	GAS
062-3014	04-253	16"	10 5/8"	16MM	22MM	10MM	32MM	YES	NO	GAS
062-3015	04-254N7	13"	9 1/2"	23.8MM	20MM	19.5MM	25MM	YES	YES	GAS
062-3016	04-251N7	13"	9 3/8"	23.8MM	20MM	19.5MM	25MM	YES	YES	GAS
062-3017	N/A	21 5/8"	13 3/4"	18MM	19MM	18MM	19MM	NO	NO	GAS
062-3018	N/A	18 3/4"	14 1/8"	18MM	19MM	18MM	19MM	NO	NO	GAS
062-3019	N/A	13"	8 3/4"	19.5MM	25MM	23.8MM	20MM	NO	NO	GAS
062-3020	N/A	13"	9 1/4"	23.8MM	20MM	19.5MM	25MM	NO	NO	GAS
062-3021	N/A	17 1/4"	11 1/8"	18MM	19MM	18.2MM	19MM	NO	NO	GAS
062-3022	04-236-N7	17 1/8"	11 1/4"	18MM	19MM	18.3MM	19MM	NO	NO	GAS
062-3023	04-233-01N7	21 5/8"	13 7/8"	18MM	19MM	18.3MM	19MM	NO	NO	GAS
062-3024	04-214-01N7	17 1/8"	11 3/8"	18MM	19MM	18.3MM	19MM	NO	NO	GAS
062-3025	04-236-01	13"	9"	19.5MM	25MM	23.7MM	20MM	NO	NO	GAS
062-3026	N/A	13"	10 1/4"	23.8MM	20MM	19.5MM	25MM	NO	NO	GAS
062-3027	N/A	13 1/4"	9 3/4"	10MM	29.5MM	18MM	26MM	YES	YES	GAS
062-3028	N/A	14 1/2"	10"	23MM	25MM	23MM	25MM	NO	NO	GAS
062-3029	503192209	14 3/8"	10"	19.5MM	25.1MM	23.8MM	20.1MM	NO	NO	GAS
062-3030	503193189	17 3/16"	11 1/2"	18.3MM	19.1MM	18.3MM	19.1MM	NO	NO	GAS

TERMS & INDEX
NEW
HELMETS
HELMET ACCESSORIES
APPAREL
ACCESSORIES
TRACKS & SUSPENSION
STEERING
TRANS MISSION
PLOW & WINCH
WIND SHIELDS
BRAKES & CARB.
ENGINE PARTS
ELECTRICAL
TRAILER
CHEMICALS
TECH & TOOLS
P.O.P

SPX GAS SKI SHOCKS SPECS



See pages 324-332 for images

Part No.	Ref#	Length		Eyelet / Shaft		Eyelet / Body		Bushings		Type
		Open	Closed	DIA	Width	DIA	Width	Shaft	Body	
062-3031	503-1891-78	13 3/16"	8 3/4"	19.5MM	25.2MM	23.8MM	20.1MM	NO	NO	GAS
	503-1895-54									
	503-1897-63									
	503-1898-93									
	503-1903-14									
	503-1903-17									
	503-1905-42									
062-3100	04-265	13"	10"	26MM	17MM	26MM	17MM	NO	NO	GAS
062-3101	04-513	13"	9 1/2"	24MM	20MM	20MM	25MM	NO	NO	GAS
062-3200	04-267	7 3/4"	6 1/8"	12MM	32MM	23MM	25MM	YES	NO	GAS
062-3202	04-514	17"	11 1/4"	18MM	19MM	18MM	19MM	NO	NO	GAS
062-5001	04-252	13"	9 7/8"	26MM	17MM	26MM	17MM	NO	NO	HYDRAULIC
062-5002	04-233	14 3/8"	10 1/8"	23.1MM	25MM	23.1MM	25MM	NO	NO	HYDRAULIC
062-5003	04-239	13"	9 7/8"	23.1MM	25MM	23.1MM	25MM	NO	NO	HYDRAULIC
063-3001	04-280	14 1/8"	10 1/4"	12MM	32MM	12MM	32MM	NO	NO	GAS
063-3003	04-282	15"	10"	20MM	20MM	25MM	30MM	NO	NO	GAS
063-3004	04-283	16"	10 5/8"	16MM	21MM	25MM	30MM	YES	NO	GAS
063-3005	04-284	14 1/2"	10 1/4"	20MM	33MM	20MM	22MM	NO	NO	GAS
063-3007	04-263-01	10"	7 1/2"	16MM	26MM	16MM	21MM	NO	NO	GAS
063-3008	04-263-02	9 3/4"	7 3/8"	16MM	26.5MM	25MM	30MM	NO	NO	GAS
063-3010	04-287	12 7/8"	9 3/4"	20MM	33MM	20MM	22MM	NO	NO	GAS
063-3011	04-288	18 1/2"	13"	20MM	22MM	20MM	22MM	NO	NO	GAS
064-3000	04-271	10 1/4"	7 1/2"	10MM	32MM	10MM	32MM	YES	YES	GAS
064-3001	04-270	14 3/4"	10 1/8"	16MM	22MM	10MM	34MM	YES	YES	GAS
064-3004	04-272	12 1/4"	9 3/8"	10.2MM	30MM	10.2MM	32MM	YES	YES	GAS
064-3006	04-258	17 3/4"	12 1/2"	10MM	32MM	10MM	44MM	YES	YES	GAS
064-3010	04-500	12 1/4"	9"	10MM	32MM	10MM	32MM	YES	YES	GAS
064-3011	04-503	14 1/2"	10"	16MM	22.5MM	10MM	36MM	NO	YES	GAS
064-3012	04-257	11 1/8"	8 1/4"	10MM	32MM	10MM	32MM	YES	YES	GAS
	04-501									
064-3013	04-502	18"	12 3/4"	10MM	32MM	10MM	44MM	YES	YES	GAS
064-3014	04-504	11 1/8"	8 1/8"	10.2MM	32MM	21.1MM	19.5MM	YES	YES	GAS
064-3015	N/A	16 3/4"	11 1/4"	16MM	22.5MM	14.5MM	32.5MM	NO	YES	GAS
064-3016	N/A	16 1/2"	10 7/8"	16MM	22MM	14.5MM	30.5MM	NO	YES	GAS
064-3018	04-501N7	12 1/2"	10"	14.5MM	31MM	22MM	17.5MM	YES	YES	GAS
064-3020	7043281	15 1/2"	10 3/4"	16MM	22.5MM	14.5MM	31MM	NO	NO	GAS
064-3021	N/A	12 1/8"	8 7/8"	14.5MM	30.5MM	14.5MM	43MM	YES	YES	GAS
064-3022	N/A	16 1/2"	11"	15.9MM	22.5MM	14.5MM	30.8MM	YES	YES	GAS
064-3023	N/A	16 3/4"	11 3/8"	17.5MM	29.2MM	17.5MM	29.2MM	YES	YES	GAS
064-3024	N/A	12 1/2"	9 1/4"	9.8MM	32MM	17.7MM	43MM	YES	YES	GAS
064-3025	7043328	12"	8 7/8"	14.6MM	30.6MM	14.6MM	42.65MM	YES	YES	GAS
064-3026	7043327	15 9/16"	10 5/16"	16MM	22.3MM	14.6MM	30.55MM	YES	YES	GAS
064-3027	7043995	11 5/8"	8 7/8"	17.7MM	29.1MM	17.7MM	29.1MM	YES	YES	GAS
064-3028	7043994	16 7/8"	11 3/4"	17.5MM	29.2MM	17.5MM	29.2MM	YES	YES	GAS

SPX HYDRAULIC CENTRE SHOCKS

See pages 324-332 for images

Model	Year	Part No.	OEM
Arctic Cat™			
BEARTRACK 570	2004-05	061-5004	2604-200
BEARTRACK 570 LONG TRACK	2006-08	061-5004	2604-200
BEARTRACK WIDETRACK	2003-06	061-5004	2604-200
BEARTRACK WIDETRACK TURBO 4-STROKE	2006	061-5004	2604-200
JAG 340 DLX	1999	061-5003	1604-455
JAG 440, DLX	1999	061-5003	1604-455
PANTHER 370, INT'L	2004-08	061-5004	2604-614
PANTHER 570, INT'L	2004-08	061-5004	2604-614
T660 TOURING	2005	061-5004	2604-614
T660 TURBO TOURING	2005	061-5004	2604-614
Z 370	1999-07	061-5003	1604-455
Z 370 ES	2000-02	061-5003	1604-455
Z 370 ESR	2003	061-5003	1604-455
Z 370 INTERNATIONAL	2000-01	061-5003	1604-455
Z 370 LX	2004-07	061-5003	1604-455
Z 440 / ES	2000-02	061-5003	1604-455
Z 440 ESR	2003	061-5003	1604-455
Z 440 LX	2004-06	061-5003	1604-455
Z 570	2002-07	061-5003	1604-455
Z 570 ESR	2002-03	061-5003	1604-455
Z 570 INTERNATIONAL	2002	061-5003	1604-455
Z 570 LX	2004-07	061-5003	1604-455
Polaris™			
COLT	1972-77	064-5001	84-0940
CUSTOM	1973-74	064-5001	84-0940
ELECTRA	1974-77	064-5001	84-0940
INDY 400	1984-91	064-5001	7041142
INDY 440 XCR	1993-94	064-5001	7041142
INDY 440, SKS	1994-95	064-5001	7041142
INDY 440, SPORT, GT	1992	064-5001	7041142
INDY 500 EFI, SKS	1994-95	064-5001	7041142
INDY 500 SKS, SP	1989-92	064-5001	7041142
INDY 500, CLASSIC, SUPERTRAK	1989-92	064-5001	7041142
INDY 600, XC	1983-87	064-5001	7041142
INDY 650 RXL, SKS	1990-92	064-5001	7041142
INDY 650, SKS	1988-92	064-5001	7041142
INDY CLASSIC, TOURING, XLT, SKS,	1994-95	064-5001	7041142
LITE GT	1991-97	064-5001	7041142
LITE, DELUXE, SPORT	1993-96	064-5001	7041142
LONG TRACK	1984	064-5001	7041142
RXL, SKS, XLT, SKS	1993	064-5001	7041142
SPORT	1990-95	064-5001	7041142
SPORT SKS	1994-95	064-5001	7041142
SPORT, GT	1989	064-5001	7041142
SS	1986	064-5001	7041142
STARFIRE	1976	064-5001	7041142
STARLITE, GT, STORM, SKS, SUPER SPORT	1993-95	064-5001	7041142
STARTRAK	1987-90	064-5001	7041142
TRAIL, DELUXE	1988-92	064-5001	7041142
TRANSPORT	1996-98	064-5001	7041142
TX, STARFIRE	1973-77	064-5001	7041142
WIDETRACK, GT	1990-97	064-5001	7041142
WIDETRACK LX	1994-97	064-5001	7041142
Ski-Doo™			
SKANDIC 550F SUV	2004-07	062-5003	M23161
SKANDIC SUV 600	2003-07	062-5003	M23161

SPX HYDRAULIC REAR SHOCKS

Model	Year	Part No.	OEM
Arctic Cat™			
CHEETAH	1972-78	061-5002	0106-173
EI TIGRE	1973-77	061-5002	0106-173
EI TIGRE	1978-84	061-5001	0114-124
ELAN	1974-78	061-5002	0106-173
EXT	1971-73	061-5002	0106-173
JAG	1975-78	061-5002	0106-173
JAG	1979-86	061-5001	0114-124
KING CAT	1971	061-5002	0106-173
LYNX	1972-75	061-5002	0106-173
LYNX	1977-80	061-5001	0114-124
PANTERA	1975	061-5002	0106-173
PANTERA	1980-85	061-5001	0114-124
PANTHER	1972-78	061-5002	0106-173
PANTHER	1979-86	061-5001	0114-124
PUMA	1970-73	061-5002	0106-173
V.I.P	1974	061-5002	0106-173

SPX HYDRAULIC REAR SHOCKS

Model	Year	Part No.	OEM
Moto Ski™			
FUTURA	1976-82	062-5000	414-3965-00
GRAND LUXE LC	1985	062-5000	414-3965-00
GRAND PRIX, SPECIAL	1979-81	062-5000	414-3965-00
MIRAGE	1979-83	062-5000	414-3965-00
MIRAGE III	1985	062-5000	414-3965-00
NUVIK	1975-79	062-5000	414-3965-00
SONIC	1975-78	062-5000	414-3965-00
SONIC LC	1984	062-5000	414-3965-00
SUPER SONIC, X-COUNTRY	1979-81	062-5000	414-3965-00
ULTRA SONIC	1980-82	062-5000	414-3965-00
Polaris™			
700 RMK, SKS, LITE GT	1997-00	064-5000	7041154
CENTURION 500, TX-C, TX-L	1979-82	064-5000	7041154
CUTLASS	1981-82	064-5000	7041154
GALAXY	1980-81	064-5000	7041154
GEMINI, SPORT, SUPER SPORT(SS)	1983	064-5000	7041154
INDY 400	1984-91	064-5000	7041154
INDY 440	1996-98	064-5000	7041154
INDY 440, SKS, XLT, SKS	1993	064-5000	7041154
INDY 440, SPORT, GT	1992	064-5000	7041154
INDY 500 CARB, EFI SKS	1996	064-5000	7041154
INDY 500 EFI	1993	064-5000	7041154
INDY 500 EFI SKS, RXL, SKS	1993	064-5000	7041154
INDY 500 SKS, SP	1989-92	064-5000	7041154
INDY 500, CLASSIC, SUPERTRAK	1989-92	064-5000	7041154
INDY 600 XCR	1996	064-5000	7041154
INDY 600, XC	1983-87	064-5000	7041154
INDY 650 RXL, SKS	1990-92	064-5000	7041154
INDY 650, SKS	1988-92	064-5000	7041154
INDY CLASSIC, SKS	1993	064-5000	7041154
LITE, DELUXE, GT, SPORT	1993-96	064-5000	7041154
LITE, DELUXE, LITE GT, STARLITE	1991-92	064-5000	7041154
LONG TRACK	1984	064-5000	7041154
SPORT TOURING	1996-97	064-5000	7041154
SPORT, GT	1989	064-5000	7041154
SPORT, SPORT GT	1990-91	064-5000	7041154
SPRINT	1986-90	064-5000	7041154
SS	1983-85	064-5000	7041154
STAR	1983-90	064-5000	7041154
STARLITE, GT	1993-95	064-5000	7041154
STARTRAK	1987-90	064-5000	7041154
STORM, SKS, SUPER SPORT	1993-95	064-5000	7041154
SUPER SPORT, TRANSPORT	1996-00	064-5000	7041154
TRAIL, DELUXE	1985-92	064-5000	7041154
TX	1980	064-5000	7041154
ULTRA SKS, XLT, SKS	1996	064-5000	7041154
Ski-Doo™			
NORDIK	1981-83	062-5000	414-3965-00
OLYMPIC(ALL)	1974-79	062-5000	414-3965-00
RV 340	1977-78	062-5000	414-3965-00
SAFARI 377, 447, 503	1984-88	062-5000	414-3965-00
SAFARI DELUXE, L, RALLY	1993-94	062-5001	414-5356-00
SAFARI L, LE, LC, LCE, SAFARI LX, LXE, GLX	1991-92	062-5001	414-5356-00
SAFARI SCOUT	1989-92	062-5000	414-3965-00
SKANDIC	1982-87	062-5000	414-3965-00
SKANDIC II 377, 377R, SKANDIC II	1992-94	062-5001	414-5356-00
503R, SLT			
SKANDIC 550F	2004	062-5002	M23162
SKANDIC 550F/SUV	2004-10	062-5002	M23162
SKANDIC SUV 600	2003-07	062-5002	M23162
SKANDIC WT 550F	2008-09	062-5002	M23162
SKANDIC WT 600	2009	062-5002	M23162
SS-25	1984	062-5000	414-3965-00
THUNDRA, LT	1984-92	062-5000	414-3965-00
TNT (ALL)	1974-78	062-5000	414-3965-00
Yamaha™			
CS 340E-OVATION	1991-99	063-5000	843-47481-00-00
ENTICER 340, EXCEL III	1985-88	063-5000	843-47481-00-00
ENTICER, EXCEL LLL	1985-88	063-5002	8Y3-47480-01-00
PHAZER	1984-89	063-5001	80L-47480-00-00
PHAZER 480 (ALL)	1984-89	063-5000	843-47481-00-00
XL 540	1985-91	063-5001	80L-47480-00-00
XL-V 540	1985-91	063-5000	843-47481-00-00

SPX GAS SHOCKS

CODE = B

KEYWORD = 16B



See pages 324-332 for images

Model	Year	Front	Front OEM	Rear	Rear OEM
Arctic Cat™					
4-STROKE TOURING	2002	061-3006	1604-368 / 1604-369 / 2604-637	061-3007	0704-529 / 1604-370
					1604-371 / 1604-460 / 1604-382
4-STROKE TRAIL	2002-03	061-3006	1604-368 / 1604-369 / 2604-637	061-3002	0604-659 / 0604-311 / 0604-763 / 1604-372
BEARCAT 2000 XT / XTE	2015-19	061-3006	1604-368 / 1604-369 / 2604-637		
BEARCAT 340 136	1995-00	061-3004	0604-188 / 0604-599 / 0604-736 / 0604-755	061-3002	0604-659 / 0604-311 / 0604-763 / 1604-372
BEARCAT 440 I	1999-00			061-3002	0604-659 / 0604-311 / 0604-763 / 1604-372
BEARCAT 5000 XT /GS	2015	061-3006	1604-368 / 1604-369 / 2604-637		
BEARCAT 550 WIDE TRACK	1995-96	061-3004	0604-188 / 0604-599 / 0604-736 / 0604-755	061-3002	0604-659 / 0604-311 / 0604-763 / 1604-372
BEARCAT 550 WIDE TRACK	1997-99	061-3005	1604-093 / 1604-101	061-3002	0604-659
BEARCAT 550 WIDE TRACK	2000-01	061-3005	1604-093 / 1604-101		
BEARCAT 570 /LONG TRACK	2004-08	061-3006	1604-368 / 1604-369 / 2604-637		
BEARCAT WIDETRACK	2002	061-3005	1604-093 / 1604-101	061-3002	0604-659 / 0604-311 / 0604-763 / 1604-372
BEARCAT WIDE TRACK TURBO/ARTICULATING	2006-08	061-3006	1604-368 / 1604-369 / 2604-637		
BEARCAT Z1 XT /LTD/GS	2009-14	061-3006	1604-368 / 1604-369 / 2604-637		
COUGAR	1985-88			061-3001	0604-115
COUGAR	1989-90			061-3002	0604-311
COUGAR	1993			061-3002	0604-308
COUGAR / DELUXE / MOUNTAIN CAT	1998	061-3006	1604-368	061-3007	0704-529 / 1604-370 / 1604-371 / 1604-460 / 1604-382
COUGAR / MOUNTAIN CAT	1990-95			061-3002	0604-659 / 0604-311 / 0604-763 / 1604-372
COUGAR /MOUNTAIN CAT	1997	061-3005	1604-093 / 1604-101		
COUGAR 2UP	1991-92			061-3002	0604-308
COUGAR MOUNTAIN CAT	1994-96	061-3004	0604-188 / 0604-599 / 0604-736 / 0604-755		
CROSSFIRE 1000 EFI	2007-08	061-3017	0704-384 / 0704-467 / 0704-470 / 1604-378 / 1604-379 / 1604-379	061-3011	0704-530 / 0704-852 / 1704-117 / 1704-863
CROSSFIRE 600 EFI	2006-08	061-3017	0704-384 / 0704-467 / 0704-470 / 1604-378 / 1604-379 / 1604-379	061-3011	0704-530 / 0704-852 / 1704-117 / 1704-863
CROSSFIRE 700 EFI	2006	061-3017	0704-384 / 0704-467 / 0704-470 / 1604-378 / 1604-379 / 1604-379	061-3011	0704-530 / 0704-852 / 1704-117 / 1704-863
CROSSFIRE 800 EFI	2007-08	061-3017	0704-384 / 0704-467 / 0704-470 / 1604-378 / 1604-379 / 1604-379	061-3011	0704-530 / 0704-852 / 1704-117 / 1704-863
EL TIGRE	1991			061-3002	0604-308
EL TIGRE	1984-89			061-3001	0604-115
EL TIGRE EXT, M.C.	1989-91			061-3002	0604-311
EXT 550, 580, M.C. EFI	1992-93	061-3004	0604-188 / 0604-599 / 0604-736 / 0604-755	061-3002	0604-308
EXT 580 EFI /DELUXE	1997	061-3005	1604-093 / 1604-101	061-3002	1604-372
EXT 580 EFI /DLX	1998	061-3006	1604-368 / 1604-369 / 2604-637	061-3002	0604-659 / 0604-311 / 0604-763 / 1604-372
EXT 580 POWDER SP, EFI	1995-97			061-3002	0604-763
EXT 580, EFI, M.C., DLX	1994-96	061-3004	0604-188 / 0604-599 / 0604-736 / 0604-755	061-3002	0604-659 / 0604-311 / 0604-763 / 1604-372
EXT 600 TOUR/TRIPLE	1998	061-3006	1604-368 / 1604-369 / 2604-637	061-3002	0604-659 / 0604-311 / 0604-763 / 1604-372
EXT 600 TRIPLE	1997	061-3005	1604-093 / 1604-101		
EXT 600 TRIPLE, TOURING	1999			061-3002	0604-659 / 0604-311 / 0604-763 / 1604-372
EXT MOUNTAIN CAT	1992	061-3004	0604-188 / 0604-599 / 0604-736 / 0604-755	061-3003	0604-464
EXT SPECIAL	1989-90			061-3002	0604-308
F 1100 SNO PRO /LTD	2012-13			061-3014	2704-180
F 1100 TURBO LXR	2012			061-3014	2704-180
F 1100 TURBO SNO PRO /LTD	2012-13			061-3014	2704-180
F 800 SNO PRO /LTD	2012-13			061-3014	2704-180
F1000 SNO PRO	2007-09			061-3014	2704-180
F6 SNO PRO	2007-11			061-3014	2704-180
F8 EFI/LXR/LE	2009-11			061-3011	0704-530 / 0704-852 / 1704-117 / 1704-863
F8 LXR SNO PRO LTD	2011			061-3014	2704-180
F8 SNO PRO	2007-11			061-3014	2704-180
FIRECAT 500	2003			061-3011	0704-530 / 0704-852 / 1704-117 / 1704-863
FIRECAT 500	2004-05		1704-116	061-3011	0704-530 / 0704-852 / 1704-117 / 1704-863
FIRECAT 600 /EFI EXT/R	2004-05			061-3011	0704-530 / 0704-852 / 1704-117 / 1704-863
FIRECAT 700 /EFI EXT/R	2004-05			061-3011	0704-530 / 0704-852 / 1704-117 / 1704-863
JAG 340	1997-98	061-3005	1604-093 / 1604-101		
JAG 340 DELUXE	1998-99	061-3005	1604-093 / 1604-101		
JAG 440 /DELUXE	1998-99	061-3005	1604-093 / 1604-101		
JAG 440Z	1994-96	061-3004	0604-188 / 0604-599 / 0604-736 / 0604-755	061-3002	0604-659 / 0604-311 / 0604-763 / 1604-372
JAG AFS	1989-91			061-3002	0604-160
JAG DLX, Z	1993			061-3002	0604-308
JAG SPECIAL	1992			061-3002	0604-308
JAG, DLX	1992	061-3003	0604-217		
JAG, DLX, LC	1994-96			061-3002	0604-737
JAGUAR Z1 1100 EFI SNO PRO	2008			061-3014	2704-180
M1000 153	2007-09	061-3015	1704-351		
M1000 153 SNO PRO	2008-09	061-3015	1704-351		
M1000 162	2007-09	061-3015	1704-351		

2019 NOTES: 062-3031 - Will Cover 062-3027 • 2020 NOTES: 062-3032 - Covers 062-3022 & 062-3021 • 061-3017 - Will Cover 061-3008 • 064-3012 - Will Cover 064-3002

SPX GAS SHOCKS

CODE = B

KEYWORD = 16B



See pages 324-332 for images

Model	Year	Front	Front OEM	Rear	Rear OEM
Arctic Cat™					
M1000 162 SNO PRO	2008-11	061-3015	1704-351		
M1000 LE SNO PRO	2009	061-3015	1704-351		
M6	2007-11	061-3015	1704-351		
M8	2007-10	061-3015	1704-351		
M8 SNO PRO	2008-10	061-3015	1704-351		
M8 SNO PRO LE	2009-10	061-3015	1704-351		
MOUNTAIN CAT 1000	2001-02	061-3017	0704-384 / 0704-467 / 0704-470 1604-378 / 1604-379 / 1604-379	061-3007	0704-529 / 1604-370 / 1604-371 / 1604-460 / 1604-382
MOUNTAIN CAT 500	2001-02	061-3006	1604-368 / 1604-369 / 2604-637	061-3013	1604-730
MOUNTAIN CAT 570	2002	061-3006	1604-368 / 1604-369 / 2604-637	061-3013	1604-730
MOUNTAIN CAT 600 EFI /LE	2001-02	061-3006	1604-368 / 1604-369 / 2604-637	061-3013	1604-730
MOUNTAIN CAT 600 EFI /LE	2001-02	061-3006	1604-368 / 1604-369 / 2604-637	061-3007	0704-529 / 1604-370 / 1604-371 / 1604-460 / 1604-382
MOUNTAIN CAT 600 VEV	2001	061-3006	1604-368 / 1604-369 / 2604-637	061-3007	0704-529 / 1604-370 / 1604-371 / 1604-460 / 1604-382
MOUNTAIN CAT 800 EFI /LE	2001-02	061-3017	0704-384 / 0704-467 / 0704-470 1604-378 / 1604-379 / 1604-379	061-3007	0704-529 / 1604-370 / 1604-371 / 1604-460 / 1604-382
PANTERA	1990-91			061-3002	0604-308
PANTERA	1992			061-3003	0604-591
PANTERA	1993-96	061-3004	0604-188 / 0604-599 / 0604-736 / 0604-755	061-3002	0604-659 / 0604-311 0604-763 / 1604-372
PANTERA 1000	2000-01	061-3006	1604-368 / 1604-369 / 2604-637	061-3007	0704-529 / 1604-370 / 1604-371 / 1604-460 / 1604-382
PANTERA 550	2002	061-3006	1604-368 / 1604-369 / 2604-637	061-3007	0704-529 / 1604-370 / 1604-371 / 1604-460 / 1604-382
PANTERA 550	2003-05	061-3006	1604-368 / 1604-369 / 2604-637		
PANTERA 580 /EFI	1998-01	061-3006	1604-368 / 1604-369 / 2604-637	061-3007	0704-529 / 1604-370 / 1604-371 / 1604-460 / 1604-382
PANTERA 600 EFI	2003-05	061-3006	1604-368 / 1604-369 / 2604-637		
PANTERA 600 EFI ESR	2002			061-3007	0704-529 / 1604-370 / 1604-371 / 1604-460 / 1604-382
PANTERA 800	1998-99	061-3006	1604-368 / 1604-369 / 2604-637	061-3007	0704-529 / 1604-370 / 1604-371 / 1604-460 / 1604-382
PANTERA 800 EFI /ESR	2003-04	061-3006	1604-368 / 1604-369 / 2604-637		
PANTERA 800 EFI ESR	2002	061-3006	1604-368 / 1604-369 / 2604-637	061-3007	0704-529 / 1604-370 / 1604-371 / 1604-460 / 1604-382
PANTHER	1991			061-3002	0604-308
PANTHER 340	1999-00	061-3006	1604-368 / 1604-369 / 2604-637	061-3007	0704-529 / 1604-370 / 1604-371 / 1604-460 / 1604-382
PANTHER 340	1998	061-3005	1604-093 / 1604-101		
PANTHER 370	2001	061-3006	1604-368 / 1604-369 / 2604-637	061-3007	0704-529 / 1604-370 / 1604-371 / 1604-460 / 1604-382
PANTHER 370	2002-05	061-3006	1604-368 / 1604-369 / 2604-637		
PANTHER 440	1997	061-3005	1604-093 / 1604-101		
PANTHER 440	1999-02	061-3006	1604-368 / 1604-369 / 2604-637	061-3007	0704-529 / 1604-370 / 1604-371 / 1604-460 / 1604-382
PANTHER 550	1997	061-3005	1604-093 / 1604-101		
PANTHER 550	1999-01	061-3006	1604-368 / 1604-369 / 2604-637	061-3007	0704-529 / 1604-370 / 1604-371 / 1604-460 / 1604-382
PANTHER 570	2002-07	061-3006	1604-368		
PANTHER 570 ESR/R	2002			061-3007	0704-529 / 1604-370 / 1604-371 / 1604-460 / 1604-382
PANTHER 660 TOURING	2006-07	061-3006	1604-368 / 1604-369 / 2604-637		
PANTHER 660 TRAIL	2006-07			061-3006	1604-368 / 1604-369 / 2604-637
PANTHER LC	1988-89			061-3001	0604-115
PANTHER, DLX	1992-93			061-3003	0604-591
PANTHER, DLX	1994-96	061-3004	0604-188 / 0604-599 / 0604-736 / 0604-755	061-3002	0604-659
POWDER SPECIAL 2K	2000	061-3017	0704-384 / 0704-467 / 0704-470 1604-378 / 1604-379 / 1604-379	061-3010	0704-435
POWDER 600 EXTREME	1997	061-3004	0604-188 / 0604-599 / 0604-736 / 0604-755	061-3002	1604-011
POWDER EXTREME	1998	061-3006	1604-368 / 1604-369 / 2604-637	061-3007	0704-529 / 1604-370 1604-371 / 1604-460 / 1604-382
POWDER SPECIAL 500 EFI	1999-00	061-3006	1604-368 / 1604-369 / 2604-637	061-3007	0704-529 / 1604-370 / 1604-371 / 1604-460 / 1604-382
POWDER SPECIAL 500 EFI LE	2000	061-3017	0704-384 / 0704-467 / 0704-470 1604-378 / 1604-379 / 1604-379	061-3011	0704-530 / 0704-852 / 1704-117 / 1704-863
POWDER SPECIAL 600 /EFI	1998-00	061-3006	1604-368 / 1604-369 / 2604-637	061-3007	0704-529 / 1604-370 / 1604-371 / 1604-460 / 1604-382
POWDER SPECIAL 600 I/II /EFI/LE	1998-00	061-3017	0704-384 / 0704-467 / 0704-470 1604-378 / 1604-379 / 1604-379	061-3010	0704-435
POWDER SPECIAL 600 LE/EFI LE	2000			061-3011	0704-530 / 0704-852 / 1704-117 / 1704-863

2019 NOTES: 062-3031 - Will Cover 062-3027 • 2020 NOTES: 062-3032 - Covers 062-3022 & 062-3021 • 061-3017 - Will Cover 061-3008 • 064-3012 - Will Cover 064-3002

TERMS & INDEX

NEW

HELMETS

HELMET ACCESSORIES

APPAREL

ACCESSORIES

TRACKS & SUSPENSION

STEERING

TRANS MISSION

PLOW & WINCH

WIND SHIELDS

BRAKES & CARB.

ENGINE PARTS

ELECTRICAL

TRAILER

CHEMICALS

TECH & TOOLS

P.O.P

SPX GAS SHOCKS

CODE = B

KEYWORD = 16B



See pages 324-332 for images

Model	Year	Front	Front OEM	Rear	Rear OEM
Arctic Cat™					
POWDER SPECIAL 700 /LE	1999-00	061-3017	0704-384 / 0704-467 / 0704-470 1604-378 / 1604-379 / 1604-379	061-3010	0704-435
POWDER SPECIAL 700 LE	2000			061-3011	0704-530 / 0704-852 / 1704-117 / 1704-863
PROWLER	1990	061-3004	0604-188 / 0604-599 / 0604-736 / 0604-755	061-3003	0604-217
PROWLER 2-UP	1991			061-3002	0604-308
PROWLER 2-UP	1992-93	061-3004	0604-188 / 0604-599 / 0604-736 / 0604-755	061-3003	0604-591
PROWLER EFI 2-UP	1994-95			061-3002	0604-659
PROWLER, MOUNTAIN CAT	1991-92	061-3004	0604-188 / 0604-599 / 0604-736 / 0604-755	061-3003	0604-464
PUMA 2-UP	1997	061-3005	1604-093 / 1604-101		
PUMA 2-UP	1994-96	061-3004	0604-188 / 0604-599 / 0604-736 / 0604-755	061-3002	0604-659
PUMA, DLX	1994-97			061-3002	0604-737
SABERCAT 500 /EFI/LX	2004-06			061-3011	0704-530 / 0704-852 / 1704-117 / 1704-863
SABERCAT 600 /EFI/LX	2004-06			061-3011	0704-530 / 0704-852 / 1704-117 / 1704-863
SABERCAT 700 /EFI/LX	2004-06			061-3011	0704-530 / 0704-852 / 1704-117 / 1704-863
T660 TOURING	2004-07			061-3006	1604-368 / 1604-369 / 2604-637
T660 TURBO	2005	061-3006	1604-368 / 1604-369 / 2604-637		
T660 TURBO TOURING	2004-07	061-3006	1604-368 / 1604-369 / 2604-637		
T660 TURBO TRAIL	2004-07	061-3006	1604-368 / 1604-369 / 2604-637		
THUNDER CAT	1998 / 01	061-3017	0704-384 / 0704-467 / 0704-470 1604-378 / 1604-379 / 1604-379		
THUNDER CAT 900, MC	1996	061-3004	0604-188 / 0604-599 / 0604-736 / 0604-755	061-3002	1604-001
THUNDER CAT 900, MC	1997			061-3002	1604-001
THUNDER CAT 900, MC, WILDCAT 700, EFI, M.C. TOURING	1993-95	061-3004	0604-188 / 0604-599 / 0604-736 / 0604-755	061-3002	0604-659 / 0604-311 / 0604-763 / 1604-372
THUNDER CAT MC	1999	061-3017	0704-384 / 0704-467 / 0704-470 1604-378 / 1604-379 / 1604-379	061-3010	0704-540
THUNDERCAT /MC	1998	061-3017	0704-384 / 0704-467 / 0704-470 1604-378 / 1604-379 / 1604-379	061-3007	0704-529 / 1604-370 / 1604-371 / 1604-460 / 1604-382
THUNDERCAT 900 /MOUNTAIN CAT	1997	061-3005	1604-093 / 1604-101		
THUNDERCAT MC/THC	2000	061-3017	0704-384 / 0704-467 / 0704-470 1604-378 / 1604-379 / 1604-379	061-3011	0704-530 / 0704-852 / 1704-117 / 1704-863
TRIPLE TOURING 600	1999-01	061-3006	1604-368 / 1604-369 / 2604-637	061-3007	0704-529 / 1604-370 / 1604-371 / 1604-460 / 1604-382
WILDCAT 650	1988			061-3001	0604-402
WILDCAT 650	1989-92			061-3002	0604-308
WILDCAT 650 MOUNTAIN CAT	1990			061-3007	0704-529 / 1604-370 / 1604-371 / 1604-460 / 1604-382
WILDCAT 700 EFI M.C.	1992			061-3002	0604-311
WILDCAT 700 EFI, M.C. TOURING	1996	061-3004	0604-188 / 0604-599 / 0604-736 / 0604-755	061-3002	1604-011
WILDCAT 700 M.C.	1991			061-3002	0604-311
WILDCAT 700 MC	1992			061-3003	0604-464
WILDCAT 700, EFI, M.C. TOURING	1993-95			061-3002	0604-909
XF 6000 LXR 137	2015			061-3016	2704-362 / 2704-681
XF 7000 LXR 137	2014-15			061-3016	2704-362 / 2704-681
XF 8000 LXR 137	2014-15			061-3016	2704-362 / 2704-681
XF 9000 LXR 137	2014-15			061-3016	2704-362 / 2704-681
Z 440	1998-99	061-3006	1604-368 / 1604-369 / 2604-637	061-3002	0604-659 / 0604-311 / 0604-763 / 1604-372
Z1 1100 EFI LXR	2009-10			061-3011	0704-530 / 0704-852 / 1704-117 / 1704-863
Z1 LXR	2011			061-3014	2704-180
Z1 SNO PRO	2011			061-3014	2704-180
Z1 TURBO /LXR	2009-10			061-3011	0704-530 / 0704-852 1704-117 / 1704-863
Z1 TURBO LXR LTD	2011			061-3014	2704-180
Z1 TURBO SNO PRO	2009-11			061-3014	2704-180
ZL 440	1998-00	061-3006	1604-368 / 1604-369 / 2604-637	061-3002	0604-659 / 0604-311 / 0604-763 / 1604-372
ZL 500	1998-02	061-3006	1604-368 / 1604-369 / 2604-637	061-3002	0604-659 / 0604-311 / 0604-763 / 1604-372
ZL 550 /ESR	2002-03			061-3002	0604-659 / 0604-311 / 0604-763 / 1604-372
ZL 550 ESR	2000-01	061-3006	1604-368 / 1604-369 / 2604-637	061-3002	0604-659 / 0604-311 / 0604-763 / 1604-372
ZL 580 EFI ESR	2000	061-3006	1604-368 / 1604-369 / 2604-637	061-3002	0604-659 / 0604-311 / 0604-763 / 1604-372
ZL 600 /EFI	1999-03	061-3006	1604-368 / 1604-369 / 2604-637	061-3002	0604-659 / 0604-311 / 0604-763 / 1604-372
ZL 700	2000	061-3006	1604-368 / 1604-369 / 2604-637	061-3002	0604-659 / 0604-311 / 0604-763 / 1604-372
ZL 800 EFI/ESR	2001-03	061-3006	1604-368 / 1604-369 / 2604-637	061-3002	0604-659 / 0604-311 / 0604-763 / 1604-372
ZR 2K	2000	061-3017	0704-384 / 0704-467 / 0704-470 1604-378 / 1604-379 / 1604-379		
ZR 440 SNO-PRO	1998-01	061-3017	0704-384 / 0704-467 / 0704-470 1604-378 / 1604-379 / 1604-379		
ZR 500	1998	061-3017	0704-384 / 0704-467 / 0704-470 1604-378 / 1604-379 / 1604-379	061-3002	0604-659 / 0604-311 / 0604-763 / 1604-372
ZR 500	2000-01	061-3017	0704-384 / 0704-467 / 0704-470 1604-378 / 1604-379 / 1604-379	061-3011	0704-530 / 0704-852 / 1704-117 / 1704-863

2019 NOTES: 062-3031 - Will Cover 062-3027 • 2020 NOTES: 062-3032 - Covers 062-3022 & 062-3021 • 061-3017 - Will Cover 061-3008 • 064-3012 - Will Cover 064-3002

SPX GAS SHOCKS

CODE = B

KEYWORD = 16B



See pages 324-332 for images

Model	Year	Front	Front OEM	Rear	Rear OEM
Arctic Cat™					
ZR 500 /LE	1999	061-3017	0704-384 / 0704-467 / 0704-470 1604-378 / 1604-379 / 1604-379	061-3010	0704-435
ZR 500 EFI ESR	2001			061-3002	0604-659 / 0604-311 / 0604-763 / 1604-372
ZR 5000 LXR 137	2017			061-3016	2704-362 / 2704-681
ZR 580 EFI	1996	061-3017	0704-384 / 0704-467 / 0704-470 1604-378 / 1604-379 / 1604-379	061-3002	0604-659 / 0604-311 / 0604-763 / 1604-372
ZR 600 /EFI/LE	1998	061-3017	0704-384 / 0704-467 / 0704-470 1604-378 / 1604-379 / 1604-379	061-3002	0604-659 / 0604-311 / 0604-763 / 1604-372
ZR 600 /EFI/LE/VEV	2000-02	061-3017	0704-384 / 0704-467 / 0704-470 1604-378 / 1604-379 / 1604-379	061-3011	0704-530 / 0704-852 / 1704-117 / 1704-863
ZR 600 /LE	1999	061-3017	0704-384 / 0704-467 / 0704-470 1604-378 / 1604-379 / 1604-379	061-3010	0704-435
ZR 600 BLAIR MORGAN	2000-01	061-3017	0704-384 / 0704-467 / 0704-470 1604-378 / 1604-379 / 1604-379	061-3010	0704-435
ZR 600 EFI LE XC	1998	061-3017	0704-384 / 0704-467 / 0704-470 1604-378 / 1604-379 / 1604-379	061-3010	0704-435
ZR 6000 ES 137	2018			061-3016	2704-362 / 2704-681
ZR 6000 LXR ES /137	2016-17			061-3016	2704-362 / 2704-681
ZR 700	1999	061-3017	0704-384 / 0704-467 1604-378 / 1604-379	061-3010	0704-435
ZR 700	2000	061-3017	0704-384 / 0704-467 1604-378 / 1604-379	061-3011	0704-530 / 0704-852 / 1704-117 / 1704-863
ZR 700 LE	2000-01	061-3017	0704-384 / 0704-467 1604-378 / 1604-379	061-3010	0704-435
ZR 7000 137	2018			061-3016	2704-362 / 2704-681
ZR 7000 LXR 137	2016-17			061-3016	2704-362 / 2704-681
ZR 800	2001	061-3017	0704-384 / 0704-467 / 0704-470 1604-378 / 1604-379 / 1604-379		
ZR 800 /EFI	2002-03			061-3011	0704-530 / 0704-852 / 1704-117 / 1704-863
ZR 800 ESR	2001-03			061-3002	1604-372
ZR 8000 ES 137	2018-19			061-3016	2704-362 / 2704-681 / 8JX-G7480-10-00
ZR 8000 LXR ES 137	2016-17			061-3016	2704-362 / 2704-681 / 8JX-G7480-10-00
ZR 900 /EFI	2003-04			061-3011	0704-530 / 0704-852 / 1704-117 / 1704-863
ZR 9000 LXR 137	2016-17			061-3016	2704-362 / 2704-681 / 8JX-G7480-10-00
ZRT 600	1996	061-3017	0704-384 / 0704-467 / 0704-470 1604-378 / 1604-379 / 1604-379		
ZRT 600	1998-99	061-3017	0704-384 / 0704-467 / 0704-470 1604-378 / 1604-379 / 1604-379	061-3010	0704-435
ZRT 600	2000	061-3017	0704-384 / 0704-467 / 0704-470 1604-378 / 1604-379 / 1604-379	061-3011	0704-530 / 0704-852 / 1704-117 / 1704-863
ZRT 600 /LE	2001-02			061-3011	0704-530 / 0704-852 / 1704-117 / 1704-863
ZRT 800	1998-00	061-3017	0704-384 / 0704-467 / 0704-470 1604-378 / 1604-379 / 1604-379	061-3010	0704-435
ZRT 800 /LE	2001			061-3011	0704-530 / 0704-852 / 1704-117 / 1704-863
Polaris™					
400	1987, 90			064-3001	7041154 / 7041237
400 SKS	1987			064-3001	7041154
440 INDY	1998			064-3001	7041441
440 L/C	1993, 95-97			064-3001	7041283 / 7041237 / 7041438 / 7041154 / 7041441
440 L/C	1996-97	064-3010	7041430 / 7041743 / 7041766		
440 SKS	1993, 95			064-3001	7041283 / 7041154 / 7041237
440 XCR	1993			064-3001	7041295
500	1990-92, 98			064-3001	7041237 / 7041441
600	1987			064-3001	7041154
650	1990-92			064-3001	7041237
500 CARB / RMK /SKS	1996			064-3001	7041438 / 7041237
500 CARB SKS/RMK	1996	064-3010	7041430 / 7041743 / 7041766		
500 CLASSIC	1999-01	064-3013	7041586		
500 CLASSIC	2003			064-3015	7042129
500 CLASSIC	2004-06	064-3018	7042224		
500 CLASSIC	1991			064-3001	7041237
500 EDGE	2003-04			064-3015	7042129
500 EFI	1997	064-3013	7041586		
500 EFI / RMK / SKS	1993, 95-96			064-3001	7041283 / 7041237 / 7041438 / 7041154
500 INDY	2005-06			064-3015	7042129
500 INDY	1997-99			064-3001	7041441
500 RMK	1997			064-3001	7041441
500 SKS	1990-92			064-3001	7041237
500 SKS	1995			064-3001	7041237
500 SKS	1997			064-3001	7041441
500 SKS EURO	2002	064-3014	7041810		
500 SKS EURO	2002			064-3001	7041438
500 SP / EFI	1990-92			064-3001	7041237

2019 NOTES: 062-3031 - Will Cover 062-3027 • 2020 NOTES: 062-3032 - Covers 062-3022 & 062-3021 • 061-3017 - Will Cover 061-3008 • 064-3012 - Will Cover 064-3002

TERMS & INDEX

NEW

HELMETS

HELMET ACCESSORIES

APPAREL

ACCESSORIES

TRACKS & SUSPENSION

STEERING

TRANS MISSION

PLOW & WINCH

WIND SHIELDS

BRAKES & CARB.

ENGINE PARTS

ELECTRICAL

TRAILER

CHEMICALS

TECH & TOOLS

P.O.P

SPX GAS SHOCKS

CODE = B

KEYWORD = 16B



See pages 324-332 for images

	Model	Year	Front	Front OEM	Rear	Rear OEM
	Polaris™					
NEW	500 SPX	1992			064-3001	7041154
	500 XC EDGE, F/O	2003			064-3015	7042129
	500 XC SP	2000	064-3014	7041810		
	500 XC SP EDGE / M-10	2003	064-3018	7042224	064-3015	7042129
	500 XC SP EDGE / M-10	2004-05	064-3018	7042224		
HELMETS	500 XC SP EDGE STOCK B	2006			064-3015	7042129
	500 XC SP EDGE X F/O	2003			064-3015	7042129
	500/600/700/800 RMK	2000-01	064-3010	7041430 / 7041743 / 7041766		
	550 ADVENTURE 155	2017-19	064-3024	7043048	064-3022	7043046 / 7043047
HELMET ACCESSORIES	550 CLASSIC	2002-06			064-3015	7042129
	550 INDY /ES/INTL 121	2014-21	064-3021	7043825	064-3026	7043327 / 7043281
	550 INDY /ES 144	2014-19	064-3027	7043995	064-3028	7043994
	550 INDY ADVENTURE 144 /ES	2014-21	064-3027	7043995	064-3028	7043994
	550 INDY ADVENTURE 155/INTL	2015-20	064-3024	7043048	064-3022	7043046 / 7043047
APPAREL	550 INDY EVO	2019-21	064-3021	7043825	064-3026	7043327 / 7043281
	550 INDY LXT	2014-18	064-3027	7043995	064-3028	7043994
	550 INDY VOYAGER	2014-16	064-3024	7043048	064-3022	7043046 / 7043047
	550 INDY VOYAGER 144	2014-21	064-3027	7043995	064-3028	7043994
ACCESSORIES	550 IQ SHIFT /ES/INTL	2009-13	064-3025	7043280 / 7043328		
	550 IQ SHIFT/ES	2009-13			064-3026	7043327 / 7043281
	550 LX/EDGE LX	2007-08			064-3015	7042129
	550 LXT	2016	064-3027	7043995	064-3028	7043994
TRACKS & SUSPENSION	550 RMK EVO	2020	064-3027	7043995	064-3028	7043994
	550 SHIFT /ES/INTL 136	2011-13	064-3025	7043280 / 7043328	064-3026	7043327 / 7043281
	550 VOYAGEUR 144	2017-20	064-3027	7043995	064-3028	7043994
	550 VOYAGEUR 155	2017-20	064-3024	7043048	064-3022	7043046 / 7043047
	600 CLASSIC	2003-06	064-3018	7042224		
STEERING	600 CLASSIC TOURING	2001-04	064-3006	7041486		
	600 EDGE TOURING	2005-06	064-3006	7041486		
	600 HO RMK 144 F/O	2006	064-3024	7043048		
	600 INDY/SP/ES/INTL 121	2013-20	064-3021	7043825	064-3026	7043327 / 7043281
	600 INDY VOYAGEUR/INTL 144	2014-15	064-3024	7043048	064-3022	7043046 / 7043047
TRANS MISSION	600 IQ LXT/INTL	2011-15	064-3025	7043280 / 7043328	064-3026	7043327 / 7043281
	600 IQ SHIFT /ES/INTL	2008-12	064-3025	7043280 / 7043328	064-3026	7043327 / 7043281
	600 IQ SHIFT 136	2011			064-3026	7043327 / 7043281
	600 IQ TOURING	2008-10	064-3025	7043280 / 7043328	064-3026	7043327 / 7043281
PLOW & WINCH	600 RMK	1998-99			064-3001	7041237 / 7041438
	600 RMK 136	2002			064-3016	7041968 / 2176 / 2058
	600 RMK 144	2003			064-3016	7041968 / 2176 / 2058
	600 RMK F/O	2004-05			064-3016	7041968 / 2176 / 2058
WIND SHIELDS	600 RMK 144/155 ALL OPTIONS	2006-11	064-3024	7043048	064-3022	7043046 / 7043047
	600 RMK 144 ALL OPTIONS	2012-16	064-3024	7043048	064-3022	7043046 / 7043047
	600 RMK 155 ALL OPTIONS	2012-16			064-3023	7043733
	600 RMK 155/163 ALL OPTIONS	2011-16			064-3023	7043733
	600 RMK SHIFT 144/155/EURO	2008-09	064-3024	7043048		
BRAKES & CARB.	600 SHIFT	2011	064-3025	7043280 / 7043328		
	600 SWITCHBACK	2004-05			064-3016	7041968 / 2176 / 2058
	600 TOURING	2000	064-3006	7041486		
	600 XC	1998			064-3011	7041577 / 1640
ENGINE PARTS	600 XC DELUXE	2000	064-3013	7041586 / 7041767		
	600 XC EDGE F/O	2003			064-3015	7042129
	600 XC SP	2000	064-3014	7041810		
	600 XC SP	2001			064-3011	7041846
	600 XC SP EDGE	2003	064-3018	7042224	064-3015	7042129
	600 XC SP EDGE / M-10	2004-05	064-3018	7042224		
ELECTRICAL	600, XC	1983-87	064-3000	7041743	064-3001	7041237
	600, XCR, XLT, SKS	1996			064-3001	7041237
	650 RXL	1990-92			064-3001	7041237
	650 RXL SKS	1991-92			064-3001	7041237
	650 SKS	1990			064-3001	7041237
TRAILER	700 CLASSIC	2004	064-3018	7042224		
	700 CLASSIC TOURING	2003	064-3006	7041486		
	700 EDGE RMK CC	2003			064-3016	7041968 / 2176 / 2058
	700 RMK	1997-99			064-3001	7041438
	700 RMK	2005			064-3022	7043046 / 7043047
	700 RMK	2006-10	064-3024	7043048	064-3022	7043046 / 7043047
	700 RMK 136 / STOCK	2002			064-3016	7041968 / 2176 / 2058
	700 RMK 144 F/O & STOCK	2002-03			064-3016	7041968 / 2176 / 2058
	700 RMK 151 F/O & STOCK	2002-03			064-3016	7041968 / 2176 / 2058
TECH & TOOLS	700 RMK F/O	2004-05			064-3016	7041968 / 2176 / 2058
	700 SKS	1997-02			064-3001	7041438
	700 SKS EURO	2002	064-3014	7041810	064-3001	7041438
	700 SWITCHBACK	2004			064-3016	7041968 / 2176 / 2058
P.O.P	700 XC EDGE F/O	2003			064-3015	7042129
	700 XC EDGE F/O	2004	064-3018	7042224	064-3015	7042129
	700 XC SP	2000	064-3014	7041810		
	700 XC SP EDGE	2003			064-3015	7042129
	700 XC SP M-10 F/O	2005	064-3018	7042224		
	800 CLASSIC TOURING	2003	064-3006	7041486		
	800 DRAGON RMK 155/163/ES/EURO	2009	064-3024	7043048	064-3022	7043046 / 7043047
	ALL OPTIONS					

2019 NOTES: 062-3031 - Will Cover 062-3027 • 2020 NOTES: 062-3032 - Covers 062-3022 & 062-3021 • 061-3017 - Will Cover 061-3008 • 064-3012 - Will Cover 064-3002

SPX GAS SHOCKS

CODE = B

KEYWORD = 16B



See pages 324-332 for images

Model	Year	Front	Front OEM	Rear	Rear OEM
Polaris™					
800 EDGE TOURING	2005	064-3006	7041486		
800 RMK 144/151 F/O	2002-03			064-3016	7041968 / 2176 / 2058
800 RMK 144/155/ES/INTL	2009-10	064-3024	7043048	064-3022	7043046 / 7043047
800 RMK 155/163 ALL OPTIONS	2011-16			064-3023	7043733
800 RMK 156 F/O	2002			064-3016	7041968 / 2176 / 2058
800 RMK 159	2003			064-3016	7041968 / 2176 / 2058
800 RMK F/O	2004-05			064-3016	7041968 / 2176 / 2058
800 RMK SHIFT 144	2009	064-3024	7043048		
800 SWITCHBACK	2004-05			064-3016	7041968 / 2176 / 2058
800 XC EDGE F/O	2003			064-3015	7042129
800 XC EDGE F/O	2004	064-3018	7042224	064-3015	7042129
800 XC SP EDGE	2003			064-3015	7042129
800 XC SP EDGE X F/O	2003			064-3015	7042129
800 XC SP M-10 F/O	2005	064-3018	7042224		
900 RMK ALL	2005-06	064-3024	7043048	064-3022	7043046 / 7043047
CENTURION 500	1979-82			064-3004	7041481
CLASSIC	1990-93, 95			064-3001	7041283 / 7041237
CLASSIC	1997-98	064-3013	7041586 / 7041767		
CLASSIC TOURING /EURO	1993			064-3001	7041237
CLASSIC TOURING /EURO	1996-98	064-3006	7041486		
COLT	1972-77	064-3000	7041142		
CUSTOM	1973-74	064-3000	7041142		
CUTLASS	1981-82			064-3001	7041237
ELECTRA	1974-77	064-3000	7041142		
EURO XLT TOURING	1996-97	064-3006	7041486		
FRONTIER CLASSIC	2003-04	064-3018	7042224		
FRONTIER TOURING	2003-05	064-3006	7041486		
FS/FST IQ TOURING	2008-10	064-3025	7043280 / 7043328	064-3026	7043327 / 7043281
GALAXY	1980-81			064-3001	7041237
GEMINI, SUPER SPORT(SS)	1983			064-3001	7041237
INDY 400	1984-91	064-3000	7041142	064-3001	7041237
INDY 440	1992	064-3000	7041142	064-3001	7041237
INDY 440	1996-98			064-3001	7041430
INDY 440 XCR	1993-94	064-3000	7041294	064-3001	7041295
INDY 440, SKS	1995	064-3000	7041281	064-3001	7041237
INDY 500	1998-99	064-3010	7041430 / 7041743 / 7041766		
INDY 500	1999			064-3001	7041441
INDY 500	2000-02			064-3012	7041639 / 7041693 / 7041745
INDY 500 CARB, EFI SKS/RMK	1996	064-3010	7041743	064-3001	7041238
INDY 500 EFI SKS	1997	064-3010	7041743	064-3001	7041441
INDY 500 RMK	1997-99	064-3010	7041743	064-3011	7041577
INDY 500 RMK (136")	2002	064-3010	7041430 / 7041743 / 7041766	064-3011	7041757
INDY 500 SKS, SP	1989-92	064-3000	7041142	064-3001	7041237
INDY 500 XC, XC SP	1999-02			064-3011	7041728
INDY 500, CLASSIC	2002			064-3015	7041639 / 7041693 / 7041745
INDY 500, CLASSIC	1989-95	064-3000	7041142	064-3001	7041237
INDY 500, EFI, SKS	1993			064-3001	7041283
INDY 500/600/700 XC	1999			064-3012	7041639 / 7041693 / 7041745
INDY 550 TRAIL TOURING	1999-04	064-3010	7041430 / 7041743 / 7041766		
INDY 550, CLASSIC	2002			064-3012	7041639 / 7041693 / 7041745
INDY 600 RMK	1999-01			064-3011	7041757
INDY 600, XC SP	2000			064-3012	7041639 / 7041693 / 7041745
INDY 650 RXL, SKS	1988-92	064-3000	7041142	064-3001	7041237
INDY 700	1998			064-3012	7041639 / 7041693 / 7041745
INDY 700 RMK	1999			064-3012	7041639 / 7041693 / 7041745
INDY 700 RMK	1999-01			064-3011	7041757
INDY 700 XC	1998			064-3011	7041577 / 1640
INDY 700 XC SP	1999			064-3012	7041639 / 7041693 / 7041745
INDY 800 RMK	2000	064-3010	7041430 / 7041743 / 7041766	064-3011	7041757
INDY 800 RMK 144/151	2001	064-3010	7041430 / 7041743 / 7041766		
INDY CLASSIC, TOURING	1994-95	064-3000	7041142		
INDY CLASSIC TOURING	1996-98			064-3004	7041481
INDY CLASSIC, SKS	1993	064-3000	7041142	064-3001	7041237
INDY FRONTIER TOURING	2002			064-3012	7041639 / 7041693 / 7041745
IQ SHIFT EURO	2008			064-3026	7043327 / 7043281
IQ TURBO /LXT	2011-14	064-3025	7043280 / 7043328	064-3026	7043327 / 7043281
LITE	1991-96			064-3001	7041154 / 7041130
LITE DLX	1991-96			064-3001	7041154 / 7041737
LITE GT	1991-97	064-3000	7041142	064-3001	7041154 / 7041737
LITE, DLX, GT	1993-96	064-3000	7041142		
LONG TRACK	1984-85	064-3000	7041142	064-3001	7041237 / 7041130
LONG TRACK	1985-88	064-3000	7041142		
RXL	1993-94			064-3001	7041283 / 7041237
RXL SKS	1993			064-3001	7041283
SPORT	1987-96			064-3001	7041237 / 7041154
SPORT	1989-96	064-3000	7041142		
SPORT 440 GT	1991			064-3001	7041154
SPORT /TOURING	1996-97	064-3010	7041430 / 7041743 / 7041766		

2019 NOTES: 062-3031 - Will Cover 062-3027 • 2020 NOTES: 062-3032 - Covers 062-3022 & 062-3021 • 061-3017 - Will Cover 061-3008 • 064-3012 - Will Cover 064-3002

TERMS & INDEX

NEW

HELMETS

HELMET ACCESSORIES

APPAREL

ACCESSORIES

TRACKS & SUSPENSION

STEERING

TRANS MISSION

PLOW & WINCH

WIND SHIELDS

BRAKES & CARB.

ENGINE PARTS

ELECTRICAL

TRAILER

CHEMICALS

TECH & TOOLS

P.O.P

SPX GAS SHOCKS

CODE = B

KEYWORD = 16B



See pages 324-332 for images

Model	Year	Front	Front OEM	Rear	Rear OEM
Polaris™					
SPORT GT	1990			064-3001	7041154
	1990-92	064-3000	7041142		
SPORT SKS	1994			064-3001	7041154
SPORT SKS, TOURING	1994-95	064-3000	7041142		
SPORT TOURING	1995-97			064-3001	7041154
SPORT TOURING /ES	1998-02			064-3012	7041639 / 7041693 / 7041745
SPORT, SPORT GT	1987-96			064-3001	7041154 / 7041737
SPRINT	1986-90			064-3001	7041130 / 7041154
SS (SUPERSPORT)	1986	064-3000	7041142		
SS (SUPERSPORT)	1983-86			064-3001	7041154 / 7041130
STAR	1983-90	064-3001			7041237 / 7041154
STARFIRE	1976	064-3000	7041142		
STARLITE	1991-95			064-3001	7041154 / 7041737 / 7041130
STARLITE GT	1993-95	064-3000	7041142 / 7041281		
STARTRAK	1987-90	064-3000	7041142 / 7041281	064-3001	7041237 / 7041130
STORM, SKS	1993-95	064-3000	7041142 / 7041281	064-3001	7041237 / 7041283
SUPER SPORT	1993-00			064-3001	7041441 / 7041237
	1996-00	064-3010	7041430 / 7041743 / 7041766		
	2001-02			064-3012	7041639 / 7041693 / 7041745
SUPER SPORT EDGE	2003-06			064-3015	7042129
SUPER SPORT EDGE X F/O	2003	064-3018	7042224	064-3015	7042129
SUPER SPORT M-10	2003-06	064-3018	7042224		
SUPER SPORT, TRAIL, RMK, TOURING	1996-99			064-3001	7041441
SUPERTRAK	1989-92	064-3000	7041142		
TRAIL	1990-99			064-3001	7041441 / 7041237 / 7041283
	1996-99	064-3010	7041430 / 7041743 / 7041766		
TRAIL RMK	1997-03	064-3010	7041430 / 7041743 / 7041766	064-3011	7041577 / 7041757
TRAIL RMK	2004-07			064-3016	7041968 / 2176 / 2058
TRAIL TOURING	1996-03	064-3010	7041430 / 7041743 / 7041766	064-3001	7041441
TRAIL TOURING	2004-06	064-3006	7041486		
TRAIL, DLX	1985-95	064-3000	7041142 / 7041281	064-3001	7041237 / 7041283
TRANSPORT	1996-98	064-3000	7041142		
	1999			064-3001	7041737
TRIUMPH 600	2000			064-3012	7041639 / 7041693 / 7041745
TX	1980*			064-3001	7041237
TX, STARFIRE	1973-77	064-3000	7041142		
TX-C, TX-L	1979-82			064-3001	7041237
ULTRA	1997-98			064-3004	7041440
ULTRA SKS	1996			064-3001	7041237 / 7041438
WIDETRAK	1990-97	064-3000	7041142		
WIDETRAK LX	1994-97	064-3000	7041142 / 7041281		
XLT /RMK/SKS	1997	064-3010	7041430 / 7041743 / 7041766		
XLT LTD	1997-98	064-3013	7041586		
XLT LTD SP	1997	064-3013	7041586		
XLT SP	1993-94			064-3001	7041283 / 7041295
XLT SP	1998-99			064-3012	7041639 / 7041693 / 7041745
XLT TOURING	1996-99	064-3006	7041486	064-3004	7041440 / 7041481
XLT, SKS	1993-95	064-3000	7041142	064-3001	7041283 / 7041295
XLT, SKS, TOURING	1994-95	064-3000	7041142 / 7041281		
Ski-Doo™					
BLIZZARD	1978-84			062-3200	414-5773-00
CITATION	1978-91			062-3200	414-5773-00
ELITE	1978-82			062-3200	414-5773-00
ELITE 1500 1ST/2ND EDITION	2004	062-3031	503-1903-17		
EVEREST 500 LC	1980-83			062-3200	414-5773-00
EXPEDITION 600 H.O SDI,TUV	2005-06			062-3028	M23152
EXPEDITION LE 1200	2011-19	062-3019	503-1922-66	062-3017	503-1924-10 / 503-1935-20
EXPEDITION LE 600 ETEC	2011-21	062-3019	503-1922-66	062-3017	503-1924-10 / 503-1935-20
EXPEDITION LE 900 ACE	2015-21	062-3019	503-1922-66	062-3017	503-1924-10 / 503-1935-20
EXPEDITION LE/SE 900 ACE TURBO	2020-21	062-3019	503-1922-66		
EXPEDITION SE 1200	2012-19	062-3019	503-1922-66		
EXPEDITION SE 600 ETEC	2011-21	062-3019	503-1922-66		
EXPEDITION SE 900 ACE	2015-21	062-3019	503-1922-66		
EXPEDITION SPORT 550F	2007-08	062-3101	503-1906-63		
EXPEDITION SPORT 550F	2011-19	062-3019	503-1922-66		
EXPEDITION SPORT 600ACE	2011-21	062-3019	503-1922-66		414-9360-00 / 503-1931-93
EXPEDITION SPORT 600 EFI	2021	062-3019	503-1922-66		414-9360-00 / 503-1931-93
EXPEDITION SPORT 900ACE	2014-21	062-3019	503-1922-66		414-9360-00 / 503-1931-93
EXPEDITION SWT 1200 4-TEC	2018	062-3019	503-1922-66	062-3017	503-1924-10 / 503-1935-20
EXPEDITION SWT 900 ACE	2018 /	062-3019	503-1922-66	062-3017	503-1924-10 / 503-1935-20
	2021				
EXPEDITION SWT 900 ACE TURBO	2021	062-3019	503-1922-66	062-3017	503-1924-10 / 503-1935-20
EXPEDITION TUV 1300 (EUROPE)	2007			062-3028	M23152
EXPEDITION TUV V-1300	2006			062-3028	M23152
EXPEDITION TUV V800 4-TEC	2007-09			062-3028	M23152
EXPEDITION V-1000	2005-06			062-3028	M23152
EXPEDITION V-1300	2008			062-3028	M23152
EXPEDITION V-800 SPORT	2007-08	062-3101	503-1906-63		
FORMULA 500	2000	062-3011	503-1893-31		

2019 NOTES: 062-3031 - Will Cover 062-3027 • 2020 NOTES: 062-3032 - Covers 062-3022 & 062-3021 • 061-3017 - Will Cover 061-3008 • 064-3012 - Will Cover 064-3002

SPX GAS SHOCKS

CODE = B

KEYWORD = 16B



See pages 324-332 for images

Model	Year	Front	Front OEM	Rear	Rear OEM
Ski-Doo™					
FORMULA 500 DLX	2001			062-3012	415-1018-00 / 503-1891-79 / 503-1892-28 503-1899-87 / 503-1902-06 / 503-1904-75 503-1908-11
FORMULA 500 DLX L/C	1999-00	062-3011	503-1891-73	062-3013	415-1019-00
FORMULA 500, DLX, 583	1997-98	062-3004	415-0333-00	062-3007	415-0405-00
FORMULA 583 DLX	1998-99	062-3011	415-0947-00		
FORMULA 600 DLX	2000-01			062-3012	415-1018-00 / 503-1891-79 / 503-1892-28 503-1899-87 / 503-1902-06 / 503-1904-75 503-1908-11
FORMULA 600/700/GS/GSE	2001			062-3012	415-1018-00 / 503-1891-79 / 503-1892-28 503-1899-87 / 503-1902-06 / 503-1904-75 503-1908-11
FORMULA 700 DLX	2000-01			062-3012	415-1018-00 / 503-1891-79 / 503-1892-28 503-1899-87 / 503-1902-06 / 503-1904-75 503-1908-11
FORMULA DELUXE 500	2001	062-3031	503-1903-17		
FORMULA DELUXE 500 STANDARD	2001			062-3202	503-1891-77 / 503-1897-48 / 503-1897-50 503-1897-64 / 503-1898-29 / 503-1902-94 503-1903-04 / 503-1903-12 / 503-1906-61 503-1904-49 / 503-1912-22
FORMULA DELUXE 600	2000-01	062-3031	503-1903-17		
FORMULA DELUXE 600 STANDARD	2000-01			062-3202	503-1891-77 / 503-1897-48 / 503-1897-50 503-1897-64 / 503-1898-29 / 503-1902-94 503-1903-04 / 503-1903-12 / 503-1906-61 503-1904-49 / 503-1912-22
FORMULA DELUXE 700	2000-01	062-3031	503-1903-17		
FORMULA DELUXE 700 GS	2000-01			062-3202	503-1891-77 / 503-1897-48 / 503-1897-50 503-1897-64 / 503-1898-29 / 503-1902-94 503-1903-04 / 503-1903-12 / 503-1906-61 503-1904-49 / 503-1912-22
FORMULA III 600	1996			062-3006	414-9250-00
FORMULA III 600 LT	1998	062-3011	415-1021-00		
FORMULA III 600/R	1997-99	062-3009	415-0335-00 / 415-0555-00	062-3012	415-1018-00 / 503-1891-79 / 503-1892-28 503-1899-87 / 503-1902-06 / 503-1904-75 503-1908-11
FORMULA III 700	1998-99	062-3011	415-1027-00	062-3012	415-1018-00 / 503-1891-79 / 503-1892-28 503-1899-87 / 503-1902-06 / 503-1904-75 503-1908-11
FORMULA III 800	1999	062-3011	415-1027-00	062-3013	415-1019-00
FORMULA III LT	1997	062-3011	415-0392-00	062-3012	415-1018-00 / 503-1891-79 / 503-1892-28 503-1899-87 / 503-1902-06 / 503-1904-75 503-1908-11
FORMULA MACH I, XTC	1989-90			062-3001	414-6739-00
FORMULA MACH I, XTC	1991-92	062-3100	414-5356-00		414-7624-00
FORMULA MACH I, XTC, MACH Z	1993-94	062-3100	414-5356-00	062-3006	414-8128-00
FORMULA MX	1994-95	062-3100	414-8691-00	062-3006	414-8686-00
FORMULA MX, LT, PLUS, LT	1985-89	062-3100	414-6772-00		
FORMULA MX, XTC, PLUS, XTC	1990	062-3100	414-6772-00	062-3001	414-6739-00
FORMULA MX, XTC, PLUS, XTC	1991	062-3100	414-6772-00		414-7624-00
FORMULA MX, XTC, PLUS, XTC	1992-93	062-3100	414-6772-00	062-3003	414-8216-00
FORMULA MXZ	1993-95			062-3006	414-8128-00
FORMULA MXZ 440, 583, 670	1996-97			062-3008	414-8947-00
FORMULA MXZ 440F	1997			062-3007	414-9277-00
FORMULA PLUS X, EFI	1992-93	062-3100	414-6772-00	062-3006	414-8432-00
FORMULA S, SL, SLS, SKANDIC 380, 500, TOURING (ALL)	1995-98	062-3004	415-0333-00		
FORMULA ST, STX	1994-95	062-3100	414-8691-00	062-3006	414-8686-00
FORMULA Z	1994	062-3100	414-8691-00	062-3006	414-8686-00
FORMULA Z	1995			062-3006	414-8686-00
FORMULA Z	1996			062-3008	414-8947-00
FORMULA Z	1997	062-3011	414-0332-00		
FORMULA Z 500	1999	062-3011	503-1891-73		
FORMULA Z 583	1998-99	062-3011	503-1891-73		
FORMULA Z 600	2000	062-3031	503-1903-17	062-3012	415-1018-00 / 503-1891-79 / 503-1892-28 503-1899-87 / 503-1902-06 / 503-1904-75 503-1908-11
FORMULA Z 600	2000	062-3031	503-1903-17	062-3202	503-1891-77 / 503-1897-48 / 503-1897-50 503-1897-64 / 503-1898-29 / 503-1902-94 503-1903-04 / 503-1903-12 / 503-1906-61 503-1904-49 / 503-1912-22
FORMULA Z 700	2000	062-3031	503-1903-17	062-3012	415-1018-00 / 503-1891-79 / 503-1892-28 503-1899-87 / 503-1902-06 / 503-1904-75 503-1908-11

2019 NOTES: 062-3031 - Will Cover 062-3027 • 2020 NOTES: 062-3032 - Covers 062-3022 & 062-3021 • 061-3017 - Will Cover 061-3008 • 064-3012 - Will Cover 064-3002

TERMS & INDEX

NEW

HELMETS

HELMET ACCESSORIES

APPAREL

ACCESSORIES

TRACKS & SUSPENSION

STEERING

TRANS MISSION

PLOW & WINCH

WIND SHIELDS

BRAKES & CARB.

ENGINE PARTS

ELECTRICAL

TRAILER

CHEMICALS

TECH & TOOLS

P.O.P

SPX GAS SHOCKS

CODE = B

KEYWORD = 16B



See pages 324-332 for images

	Model	Year	Front	Front OEM	Rear	Rear OEM
NEW	Ski-Doo™					
	FORMULA Z 700	2000	062-3031	503-1903-17	062-3202	503-1891-77 / 503-1897-48 / 503-1897-50 503-1897-64 / 503-1898-29 / 503-1902-94 503-1903-04 / 503-1903-12 / 503-1906-61 503-1904-49 / 503-1912-22
	GRAND TOURING 500	2001-02	062-3031	503-1903-17		
	GRAND TOURING 500, 583	1995-96	062-3004	415-0333-00		
	GRAND TOURING 600	2001-02	062-3031	503-1903-17		
	GRAND TOURING 600 ACE	2019-21	062-3019	503-1922-66		
	GRAND TOURING 700	2001-02	062-3031	503-1903-17		
	GRAND TOURING 800 SE	2001	062-3031	503-1903-17		
	GRAND TOURING 900 ACE	2019-21	062-3019	503-1922-66		
	GRAND TOURING, XTC, SE	1994	062-3100	414-6772-00	062-3006	414-8182-00
HELMETS	GSX 1200 LE	2010-13			062-3032	503-1915-88 / 503-1915-82
	GSX 1200 LE/SE	2011-12	062-3025	503-1915-90		
	GSX 380F	2005	062-3031	503-1903-17	062-3202	503-1891-77 / 503-1897-48 / 503-1897-50 503-1897-64 / 503-1898-29 / 503-1902-94 503-1903-04 / 503-1903-12 / 503-1906-61 503-1904-49 / 503-1912-22
HELMET ACCESSORIES	GSX 500 SS	2004-07	062-3101	503-1906-63		
	GSX 550F	2005	062-3031	503-1903-17	062-3202	503-1891-77 / 503-1897-48 / 503-1897-50 503-1897-64 / 503-1898-29 / 503-1902-94 503-1903-04 / 503-1903-12 / 503-1906-61 503-1904-49 / 503-1912-22
APPAREL	GSX 600 H.O. SDI LIMITED	2004-07	062-3101	503-1906-63		
	GSX 600 H.O. SDI SPORT	2004-07	062-3101	503-1906-63		
ACCESSORIES	GSX 600 H.O. SPORT	2004-05	062-3101	503-1906-63		
	GSX 600 HO LE ETEC	2010-13	062-3025	503-1915-90	062-3032	503-1915-88 / 503-1915-82
	GSX 600 HO LTD	2008-09			062-3032	503-1915-88 / 503-1915-82
	GSX 800 H.O. LIMITED	2004-07	062-3101	503-1906-63		
	GSX 800R LTD	2008			062-3032	503-1915-88 / 503-1915-82
	GSX LE & SE 1200 XR	2011-13			062-3032	503-1915-88 / 503-1915-82
	GSX LE 1200	2009-10			062-3032	503-1915-88 / 503-1915-82
	GSX LE 1200	2010	062-3025	503-1915-90		
	GSX LE 600HO ETEC	2009-13			062-3032	503-1915-88 / 503-1915-82
	GSX LTD 600 HO SDI	2008			062-3032	503-1915-88 / 503-1915-82
TRACKS & SUSPENSION	GSX LTD 800R	2008			062-3032	503-1915-88 / 503-1915-82
	GSX SPORT 500SS	2008-09	062-3025	503-1915-90	062-3032	503-1915-88 / 503-1915-82
	GSX SPORT 550F	2010	062-3025	503-1915-90	062-3032	503-1915-88 / 503-1915-82
	GSX SPORT 600	2010			062-3032	503-1915-88 / 503-1915-82
	GTX 500 SS SPORT	2005-08	062-3101	503-1906-63		
	GTX 600 H.O. SDI LIMITED	2005-08	062-3101	503-1906-63		
	GTX 600 H.O. SDI SPORT	2005-08	062-3101	503-1906-63		
	GTX 600 H.O. SPORT	2005	062-3101	503-1906-63		
	GTX 800 H.O. LIMITED	2005-07	062-3101	503-1906-63		
	GTX SPORT 500SS	2009	062-3025	503-1915-90		
STEERING	LEGEND 380F	2002-04			062-3202	503-1891-77 / 503-1897-48 / 503-1897-50 503-1897-64 / 503-1898-29 / 503-1902-94 503-1903-04 / 503-1903-12 / 503-1906-61 503-1904-49 / 503-1912-22
	LEGEND 500 SPORT	2002	062-3031	503-1903-17		
	LEGEND 500F	2002			062-3202	503-1891-77 / 503-1897-48 / 503-1897-50 503-1897-64 / 503-1898-29 / 503-1902-94 503-1903-04 / 503-1903-12 / 503-1906-61 503-1904-49 / 503-1912-22
	LEGEND 500SS	2004			062-3202	503-1891-77 / 503-1897-48 / 503-1897-50 503-1897-64 / 503-1898-29 / 503-1902-94 503-1903-04 / 503-1903-12 / 503-1906-61 503-1904-49 / 503-1912-22
	LEGEND 550F	2003-04			062-3202	503-1891-77 / 503-1897-48 / 503-1897-50 503-1897-64 / 503-1898-29 / 503-1902-94 503-1903-04 / 503-1903-12 / 503-1906-61 503-1904-49 / 503-1912-22
	LEGEND 600 SPORT	2002	062-3031	503-1903-17		
	LEGEND 700	2004			062-3202	503-1891-77 / 503-1897-48 / 503-1897-50 503-1897-64 / 503-1898-29 / 503-1902-94 503-1903-04 / 503-1903-12 / 503-1906-61 503-1904-49 / 503-1912-22
	LEGEND 700 SPORT	2002	062-3031	503-1903-17		
	LEGEND SE 600 HO SDI	2004			062-3202	503-1891-77 / 503-1897-48 / 503-1897-50 503-1897-64 / 503-1898-29 / 503-1902-94 503-1903-04 / 503-1903-12 / 503-1906-61 503-1904-49 / 503-1912-22
	P.O.P	LEGEND 380F	2004	062-3101	503-1906-63	
LEGEND 500 SPORT		2002	062-3031	503-1903-17		
TRAILER	LEGEND 500F	2002			062-3202	503-1891-77 / 503-1897-48 / 503-1897-50 503-1897-64 / 503-1898-29 / 503-1902-94 503-1903-04 / 503-1903-12 / 503-1906-61 503-1904-49 / 503-1912-22
	LEGEND 500SS	2004			062-3202	503-1891-77 / 503-1897-48 / 503-1897-50 503-1897-64 / 503-1898-29 / 503-1902-94 503-1903-04 / 503-1903-12 / 503-1906-61 503-1904-49 / 503-1912-22
CHEMICALS	LEGEND 550F	2003-04			062-3202	503-1891-77 / 503-1897-48 / 503-1897-50 503-1897-64 / 503-1898-29 / 503-1902-94 503-1903-04 / 503-1903-12 / 503-1906-61 503-1904-49 / 503-1912-22
	LEGEND 600 SPORT	2002	062-3031	503-1903-17		
TECH & TOOLS	LEGEND 700	2004			062-3202	503-1891-77 / 503-1897-48 / 503-1897-50 503-1897-64 / 503-1898-29 / 503-1902-94 503-1903-04 / 503-1903-12 / 503-1906-61 503-1904-49 / 503-1912-22
	LEGEND 700 SPORT	2002	062-3031	503-1903-17		
P.O.P	LEGEND SE 600 HO SDI	2004			062-3202	503-1891-77 / 503-1897-48 / 503-1897-50 503-1897-64 / 503-1898-29 / 503-1902-94 503-1903-04 / 503-1903-12 / 503-1906-61 503-1904-49 / 503-1912-22
	LEGEND SE 600 HO SDI	2004			062-3202	503-1891-77 / 503-1897-48 / 503-1897-50 503-1897-64 / 503-1898-29 / 503-1902-94 503-1903-04 / 503-1903-12 / 503-1906-61 503-1904-49 / 503-1912-22

2019 NOTES: 062-3031 - Will Cover 062-3027 • 2020 NOTES: 062-3032 - Covers 062-3022 & 062-3021 • 061-3017 - Will Cover 061-3008 • 064-3012 - Will Cover 064-3002

SPX GAS SHOCKS

CODE = B

KEYWORD = 16B



See pages 324-332 for images

Model	Year	Front	Front OEM	Rear	Rear OEM
Ski-Doo™					
LEGEND SE 800 SDI	2004			062-3202	503-1891-77 / 503-1897-48 / 503-1897-50 503-1897-64 / 503-1898-29 / 503-1902-94 503-1903-04 / 503-1903-12 / 503-1906-61 503-1904-49 / 503-1912-22
LEGEND V-1000 SE	2004-05			062-3202	503-1891-77 / 503-1897-48 / 503-1897-50 503-1897-64 / 503-1898-29 / 503-1902-94 503-1903-04 / 503-1903-12 / 503-1906-61 503-1904-49 / 503-1912-22
LEGEND V-800 TOURING	2007-08	062-3101	503-1906-63		
MACH 1/R/Z/ZR	1998	062-3009	415-0335-00 / 415-0555-00	062-3012	415-1018-00 / 503-1891-79 / 503-1892-28 503-1899-87 / 503-1902-06 / 503-1904-75 503-1908-11
MACH 1/R/Z/ZR/MHR	1999	062-3009	415-0335-00 / 415-0555-00		
MACH I	1997	062-3009	415-0335-00 / 415-0555-00		
MACH Z	1997	062-3009	415-0335-00 / 415-0555-00	062-3012	415-1018-00 / 503-1891-79 / 503-1892-28 503-1899-87 / 503-1902-06 / 503-1904-75 503-1908-11
MACH Z	2000	062-3009	415-0335-00 / 415-0555-00		
MACH Z 1000 ADRENALINE	2005-07	062-3101	503-1906-63		
MACH Z 1000 X	2006-07	062-3101	503-1906-63		
MACH Z LT	1997	062-3011	415-1021-00		
MACH Z LT/R	1998	062-3011	415-1021-00		
MACH Z LT/Z LT R	1999	062-3011	415-1021-00		
MIRAGE	1979-83			062-3200	414-5773-00
MIRAGE III	1985			062-3200	414-5773-00
MXZ 1000 RENEGADE X	2006-07	062-3101	503-1906-63		
MXZ 1200 ADRENALINE	2010	062-3016	503-1915-91		
MXZ 380 F	2004-06	062-3101	503-1906-63		
MXZ 380 FAN	2001	062-3011	503-1893-31		
MXZ 380F	2002-04			062-3202	503-1891-77 / 503-1897-48 / 503-1897-50 503-1897-64 / 503-1898-29 / 503-1902-94 503-1903-04 / 503-1903-12 / 503-1906-61 503-1904-49 / 503-1912-22
MXZ 380F	2004			062-3012	415-1018-00 / 503-1891-79 / 503-1892-28 503-1899-87 / 503-1902-06 / 503-1904-75 503-1908-11
MXZ 380F	2005	062-3031	503-1903-17		
MXZ 440F	1997-98	062-3004	415-0333-00		
MXZ 500	1998	062-3009	415-0335-00 / 415-0555-00		
MXZ 500	2002-03			062-3012	415-1018-00 / 503-1891-79 / 503-1892-28 503-1899-87 / 503-1902-06 / 503-1904-75 503-1908-11
MXZ 500F	2002			062-3202	503-1891-77 / 503-1897-48 / 503-1897-50 503-1897-64 / 503-1898-29 / 503-1902-94 503-1903-04 / 503-1903-12 / 503-1906-61 503-1904-49 / 503-1912-22
MXZ 500 SS ADRENALINE	2004-06	062-3101	503-1906-63	062-3202	503-1891-77 / 503-1897-48 / 503-1897-50 503-1897-64 / 503-1898-29 / 503-1902-94 503-1903-04 / 503-1903-12 / 503-1906-61 503-1904-49 / 503-1912-22
MXZ 500 SS TRAIL	2006-07	062-3101	503-1906-63		
MXZ 500 TRAIL	2001-03	062-3031	503-1903-17	062-3202	503-1891-77 / 503-1897-48 / 503-1897-50 503-1897-64 / 503-1898-29 / 503-1902-94 503-1903-04 / 503-1903-12 / 503-1906-61 503-1904-49 / 503-1912-22
MXZ 500SS TRAIL	2004-05	062-3031	503-1903-17	062-3202	503-1891-77 / 503-1897-48 / 503-1897-50 503-1897-64 / 503-1898-29 / 503-1902-94 503-1903-04 / 503-1903-12 / 503-1906-61 503-1904-49 / 503-1912-22
MXZ 500SS TRAIL	2008	062-3025	503-1915-90		
MXZ 500SS TRAIL	2008-2009			062-3032	503-1915-88 / 503-1915-82
MXZ 550F(EURO MODEL)	2003-04			062-3012	415-1018-00 / 503-1891-79 / 503-1892-28 503-1899-87 / 503-1902-06 / 503-1904-75 503-1908-11
MXZ 550F	2005	062-3031	503-1903-17		
MXZ 550F	2005-08	062-3101	503-1906-63		
MXZ 550F	2003-04	062-3101	503-1906-63	062-3202	503-1891-77 / 503-1897-48 / 503-1897-50 503-1897-64 / 503-1898-29 / 503-1902-94 503-1903-04 / 503-1903-12 / 503-1906-61 503-1904-49 / 503-1912-22
MXZ 550 X	2006	062-3101	503-1906-63		
MXZ 583	1996-98	062-3009	415-0335-00 / 415-0555-00		
MXZ 600	1999	062-3009	415-0335-00 / 415-0555-00		

2019 NOTES: 062-3031 - Will Cover 062-3027 • 2020 NOTES: 062-3032 - Covers 062-3022 & 062-3021 • 061-3017 - Will Cover 061-3008 • 064-3012 - Will Cover 064-3002

TERMS & INDEX

NEW

HELMETS

HELMET ACCESSORIES

APPAREL

ACCESSORIES

TRACKS & SUSPENSION

STEERING

TRANS MISSION

PLOW & WINCH

WIND SHIELDS

BRAKES & CARB.

ENGINE PARTS

ELECTRICAL

TRAILER

CHEMICALS

TECH & TOOLS

P.O.P

SPX GAS SHOCKS

CODE = B

KEYWORD = 16B



See pages 324-332 for images

Model	Year	Front	Front OEM	Rear	Rear OEM
Ski-Doo™					
MXZ 600	2002-03			062-3012	415-1018-00 / 503-1891-79 / 503-1892-28 503-1899-87 / 503-1902-06 / 503-1904-75 503-1908-11
MXZ 600 H.O. SDI /X	2005-07	062-3101	503-1906-63		
MXZ 600 HO	2008-09	062-3015	503-1917-91		
MXZ 600 HO SDI	2004	062-3101	503-1906-63	062-3202	503-1891-77 / 503-1897-48 / 503-1897-50 503-1897-64 / 503-1898-29 / 503-1902-94 503-1903-04 / 503-1903-12 / 503-1906-61 503-1904-49 / 503-1912-22
MXZ 600 HO TRAIL	2004-05	062-3031	503-1903-17	062-3202	503-1891-77 / 503-1897-48 / 503-1897-50 503-1897-64 / 503-1898-29 / 503-1902-94 503-1903-04 / 503-1903-12 / 503-1906-61 503-1904-49 / 503-1912-22
MXZ 600 REV	2003			062-3202	503-1891-77 / 503-1897-48 / 503-1897-50 503-1897-64 / 503-1898-29 / 503-1902-94 503-1903-04 / 503-1903-12 / 503-1906-61 503-1904-49 / 503-1912-22
MXZ 600 TRAIL	2002-03	062-3031	503-1903-17	062-3012	415-1018-00 / 503-1891-79 / 503-1892-28 503-1899-87 / 503-1902-06 / 503-1904-75 503-1908-11
MXZ 670	1996-98	062-3009	415-0335-00 / 415-0555-00		
MXZ 700	1999	062-3009	415-0335-00 / 415-0555-00		
MXZ 700 TRAIL	2001			062-3202	503-1891-77 / 503-1897-48 / 503-1897-50 503-1897-64 / 503-1898-29 / 503-1902-94 503-1903-04 / 503-1903-12 / 503-1906-61 503-1904-49 / 503-1912-22
MXZ 800 HO TRAIL	2004-05			062-3202	503-1891-77 / 503-1897-48 / 503-1897-50 503-1897-64 / 503-1898-29 / 503-1902-94 503-1903-04 / 503-1903-12 / 503-1906-61 503-1904-49 / 503-1912-22
MXZ 800 HO X	2004-05	062-3101	503-1906-63		
MXZ 800 REV	2003			062-3202	503-1891-77 / 503-1897-48 / 503-1897-50 503-1897-64 / 503-1898-29 / 503-1902-94 503-1903-04 / 503-1903-12 / 503-1906-61 503-1904-49 / 503-1912-22
MXZ ADRENALINE 1200	2010			062-3030	503-1920-75 / 503-1931-89
MXZ ADRENALINE 500	2003	062-3026	503-1900-18		
MXZ ADRENALINE 600	2003	062-3026	503-1900-18	062-3202	503-1900-11 / 1023
MXZ ADRENALINE 600 HO	2004-05	062-3101	503-1906-63	062-3202	503-1891-77 / 503-1897-48 / 503-1897-50 503-1897-64 / 503-1898-29 / 503-1902-94 503-1903-04 / 503-1903-12 / 503-1906-61 503-1904-49 / 503-1912-22
MXZ ADRENALINE 600 HO	2006-07	062-3101	503-1906-63		
MXZ ADRENALINE 600 HO	2008-10	062-3016	503-1915-91	062-3030	503-1920-75 / 503-1931-89
MXZ ADRENALINE 600 HO E-TEC	2009-10	062-3016	503-1915-91	062-3030	503-1920-75 / 503-1931-89
MXZ ADRENALINE 700	2003	062-3026	503-1900-18		
MXZ ADRENALINE 800	2003	062-3026	503-1900-18	062-3202	503-1900-11 / 1023
MXZ ADRENALINE 800 HO	2004-07	062-3101	503-1906-63		
MXZ ADRENALINE 800R POWER T.E.K.	2008-10	062-3016	503-1915-91	062-3030	503-1920-75 / 503-1931-89
MXZ BLIZZARD 600 HO	2007	062-3101	503-1906-63		
MXZ RENEGADE /X 600 H.O. SDI	2005-07	062-3101	503-1906-63		
MXZ RENEGADE 600	2003	062-3026	503-1900-08		
MXZ RENEGADE 600 HO ETEC	2009	062-3020	503-1920-36 / 503-1925-04	062-3023	503-192-037
MXZ RENEGADE 800	2003	062-3026	503-1900-08		
MXZ RENEGADE 800R PTEK	2009	062-3020	503-1920-36 / 503-1925-04	062-3023	503-192-037
MXZ SPORT 550F	2011-14	062-3025	503-1915-90	062-3032	503-1915-88 / 503-1915-82
MXZ SPORT 600 ACE	2011-18	062-3025	503-1915-90	062-3032	503-1915-88 / 503-1915-82
MXZ SPORT 600 CARB	2010-20	062-3025	503-1915-90	062-3032	503-1915-88 / 503-1915-82
MXZ SPORT 600 EFI	2021	062-3019	503-1922-66		414-9360-00 / 503-1931-93
MXZ TNT 1200	2009-12	062-3015	503-1917-91		
MXZ TNT 500SS	2008-09	062-3015	503-1917-91		
MXZ TNT 550F / XP	2010-13	062-3015	503-1917-91		
MXZ TNT 600	2009-12	062-3015	503-1917-91		
MXZ TNT 600 ACE	2011-12	062-3015	503-1917-91		
MXZ TNT 600 SPORT	2012	062-3025	503-1915-90		
MXZ TNT 800R ETEC/PTEK	2011-12	062-3015	503-1917-91		
MXZ TRAIL	2009	062-3025	503-1915-90		
MXZ TRAIL 800 HO	2004-05			062-3202	503-1891-77 / 503-1897-48 / 503-1897-50 503-1897-64 / 503-1898-29 / 503-1902-94 503-1903-04 / 503-1903-12 / 503-1906-61 503-1904-49 / 503-1912-22
MXZ X 1200	2009-12	062-3015	503-1917-91		
MXZ X 800R ETEC	2010-11	062-3015	503-1917-91		
MXZ X 800R PTEK	2008-10	062-3015	503-1917-91		

2019 NOTES: 062-3031 - Will Cover 062-3027 • 2020 NOTES: 062-3032 - Covers 062-3022 & 062-3021 • 061-3017 - Will Cover 061-3008 • 064-3012 - Will Cover 064-3002

SPX GAS SHOCKS

CODE = B

KEYWORD = 16B



See pages 324-332 for images

Model	Year	Front	Front OEM	Rear	Rear OEM
Ski-Doo™					
NORDIK	1981-83			062-3200	414-5773-00
NUVIK	1975-79			062-3200	414-5773-00
OLYMPIC	1974-79			062-3200	414-5773-00
RENEGADE 600HO ETEC ADRENALINE	2010-12	062-3020	503-1920-36 / 503-1925-04	062-3023	503-192-037
RENEGADE 600HOETEC BACKCOUNTRY/X	2010-12				
RENEGADE 800 PTEK BACKCOUNTRY	2010-11	062-3020		062-3023	503-192-037
RENEGADE 800R ETEC ADRENALINE	2011-12	062-3020	503-1920-36	062-3023	503-192-037
RENEGADE 800R ETEC BACKCOUNTRY	2011-12	062-3020	503-1920-36	062-3023	503-192-037
RENEGADE 800R ETEC BACKCOUNTRY X	2011		503-1925-04		
RENEGADE 800R PTEK ADRENALINE	2010-11	062-3020	503-1920-36	062-3023	503-192-037
RENEGADE 800R PTEK SP	2011	062-3020	503-1920-36	062-3023	503-192-037
RENEGADE SP 800R PTEK	2011	062-3020	503-1920-36	062-3023	503-192-037
RENEGADE SPORT 550F	2010-14	062-3019	503-1922-66	062-3018	503-1921-59 / 503-1931-87
RENEGADE SPORT 600	2015-19	062-3019	503-1922-66	062-3018	503-1921-59 / 503-1931-87
RENEGADE SPORT 600 EFI	2021	062-3019	503-1922-66	062-3018	503-1921-59 / 503-1931-87
RENEGADE SPORT 600ACE	2011-18	062-3019	503-1922-66	062-3018	503-1921-59 / 503-1931-87
RV 340	1977-78			062-3200	414-5773-00
SAFARI DLX, L, RALLY	1993-94	062-3100	414-6772-00		414-5356-00
SAFARI L, LE, LC, LCE	1991-92			062-3100	414-7023-00
SAFARI LX, LXE, GLX	1991-92			062-3100	414-7023-00
SAFARI SCOUT	1989-92			062-3200	414-5087-00
SAFARI, 377, 447, 503	1984-88			062-3200	414-5773-00
SKANDIC	1982-87			062-3200	414-5773-00
SKANDIC 380, 500	1995-98			062-3007	414-9277-00
SKANDIC 400 F LT	2003-07			062-3014	M23016
SKANDIC 440, F	2001-02			062-3014	M23016
SKANDIC 500/600, F	2001-02			062-3014	M23016
SKANDIC II 377, 377R	1992-94			062-3100	414-7023-00
SKANDIC II 503R, 503R SLT	1992-94			062-3100	414-7023-00
SKANDIC SPORT 600 EFI	2021	062-3019	503-1922-66		
SKANDIC SUV 550F	2004	062-3101	503-1906-63		
SKANDIC SWT	1997-00			062-3014	M23016
SKANDIC SWT 550F	2014-19	062-3019	503-1922-66	062-3018	503-1921-59 / 503-1931-87
SKANDIC SWT 600 ACE	2012-20	062-3019	503-1922-66	062-3018	503-1921-59 / 503-1931-87
SKANDIC SWT 600HO ETEC	2012-20	062-3019	503-1922-66	062-3018	503-1921-59 / 503-1931-87
SKANDIC SWT 600R ETEC	2021	062-3019	503-1922-66	062-3018	503-1921-59 / 503-1931-87
SKANDIC SWT 900 ACE	2019-21	062-3019	503-1922-66	062-3018	503-1921-59 / 503-1931-87
SKANDIC WT	1996-00			062-3014	M23016
SKANDIC WT 500	2015	062-3019	503-1922-66	062-3017	503-1924-10 / 503-1935-20
SKANDIC WT 550F	2012-20	062-3019	503-1922-66	062-3017	503-1924-10 / 503-1935-20
SKANDIC WT 600 ACE	2011-21	062-3019	503-1922-66	062-3017	503-1924-10 / 503-1935-20
SKANDIC WT 600 EFI	2021	062-3019	503-1922-66	062-3017	503-1924-10 / 503-1935-20
SKANDIC WT 600HOETEC	2011-20	062-3019	503-1922-66	062-3017	503-1924-10 / 503-1935-20
SKANDIC WT 600R ETEC	2021	062-3019	503-1922-66	062-3017	503-1924-10 / 503-1935-20
SKANDIC WT 900 ACE	2015-21	062-3019	503-1922-66	062-3017	503-1924-10 / 503-1935-20
SKANDIC WT LC	1997-00			062-3014	M23016
SONIC	1975-78			062-3200	414-5773-00
SONIC LC	1984			062-3200	414-5773-00
SS-25	1984-85			062-3200	414-5773-00
SUMMIT 470, 583, 670	1994-95	062-3100	414-8691-00	062-3006	414-8677-00
SUMMIT 500	1999	062-3004	415-0333-00		
SUMMIT 500, 583, 670	1996-98	062-3004	415-0333-00		
SUMMIT 500, 583, 670	1996-99			062-3007	415-0405-00
SUMMIT 550F	2002-06			062-3202	503-1891-77 / 503-1897-48 / 503-1897-50 503-1897-64 / 503-1898-29 / 503-1902-94 503-1903-04 / 503-1903-12 / 503-1906-61 503-1904-49 / 503-1912-22
SUMMIT 550F(EURO MODEL)	2003-06			062-3012	415-1018-00 / 503-1891-79 / 503-1892-28 503-1899-87 / 503-1902-06 / 503-1904-75 503-1908-11
SUMMIT 600	2002-03	062-3031	503-1903-17		
SUMMIT 700	2001-03	062-3031	503-1903-17		
SUMMIT 800R ETEC	2016-17	062-3029	503-1922-09		
SUMMIT 850 ETEC HILLCLIMB	2018			062-3030	503-1920-75 / 503-1931-89
SUMMIT ADRENALINE/HIGHMARK/SPORT	2003-04	062-3031	503-1903-17		
SUMMIT SP 600 ETEC 146"/154"	2013-18			062-3030	503-1920-75 / 503-1931-89
SUMMIT SP 600R ETEC 146"/154"/163"	2019-21			062-3030	503-1920-75 / 503-1931-89
SUMMIT SP 800 ETEC 146"/154"/163"	2013-17			062-3030	503-1920-75 / 503-1931-89
SUMMIT SP 850 ETEC 146"/154"/165"	2017-21			062-3030	503-1920-75 / 503-1931-89
SUMMIT SPORT 600 CARB	2013-20	062-3029	503-1922-09	062-3030	503-1920-75 / 503-1931-89
SUMMIT SPORT 800 PTEK	2012-16	062-3029	503-1922-09	062-3030	503-1920-75 / 503-1931-89

2019 NOTES: 062-3031 - Will Cover 062-3027 • 2020 NOTES: 062-3032 - Covers 062-3022 & 062-3021 • 061-3017 - Will Cover 061-3008 • 064-3012 - Will Cover 064-3002

TERMS & INDEX

NEW

HELMETS

HELMET ACCESSORIES

APPAREL

ACCESSORIES

TRACKS & SUSPENSION

STEERING

TRANS MISSION

PLOW & WINCH

WIND SHIELDS

BRAKES & CARB.

ENGINE PARTS

ELECTRICAL

TRAILER

CHEMICALS

TECH & TOOLS

P.O.P

SPX GAS SHOCKS

CODE = B KEYWORD = 16B



See pages 324-332 for images

Model	Year	Front	Front OEM	Rear	Rear OEM
Ski-Doo™					
NEW SUPER SONIC, X-COUNTRY	1979-81			062-3200	414-5773-00
SX SPORT 600	2010	062-3025	503-1915-90		
TNT	1974-78			062-3200	414-5773-00
TOURING E, LT, LE, SLE	1997			062-3007	414-9277-00
TOURING SL, SLE	1995-96			062-3007	414-9277-00
HELMETS TUNDRA LT 550F	2010-18	062-3019	503-1922-66	062-3017	503-1924-10 / 503-1935-20
TUNDRA LT 600 ACE	2011-20	062-3019	503-1922-66	062-3018	503-1922-94 / 503-1931-91
TUNDRA LT 600 EFI	2021	062-3019	503-1922-66	062-3018	503-1922-94 / 503-1931-91
TUNDRA SPORT 550F	2011-20	062-3019	503-1922-66	062-3018	503-1922-94 / 503-1931-91
HELMET ACCESSORIES TUNDRA SPORT 600ACE	2012-21	062-3019	503-1922-66	062-3018	503-1922-94 / 503-1931-91
TUNDRA V-800	2007	062-3101	503-1906-63		
TUNDRA WT 550F RER	2014-15	062-3019	503-1922-66	062-3017	503-1924-10 / 503-1935-20
TUNDRA, LT	1984-92			062-3200	414-5773-00
TUNDRA II/LT/R	1993-99			062-3201	414-8021-00
APPAREL ULTRA SONIC	1980-82			062-3200	414-5773-00
Yamaha™					
AII PZ 480, E, LE, ST	1990-97	063-3004	87F-47480-00		
BR 250	1982-00			063-3001	8E7-47480-00
BR 250T, LONG TRACK	1982-11			063-3001	8E7-47480-00
BR 250TS, TRANSPORTER	1984-97			063-3001	8E7-47480-00
ET 250	1977-81			063-3001	8E7-47480-00
ET 300	1979-84			063-3001	8E7-47480-00
ET 340	1978-88			063-3001	8E7-47480-00
ET 400	1989-91			063-3001	8E7-47480-00
EXCELL III	1982-84			063-3001	8E7-47480-00
EXCITER /DELUXE	1989	063-3007	86M-47481-00		
EXCITER /HIGH ALTITUDE/LE	1990	063-3007	86M-47481-00		
EXCITER 440	1977-81			063-3001	8E7-47480-00
GP 440	1978			063-3001	8E7-47480-00
GS 340	1978-79			063-3001	8E7-47480-00
MOUNTAIN LITE 500	2000			063-3001	8E7-47480-00
MOUNTAIN MAX 800	1997			063-3005	8BT-47480-00
PHAZER 480 (ALL)	1984-89			063-3003	80L-47480-00
PHAZER II /LE/ST	1990-96	063-3008	87F-47481-00		
PHAZER MOUNTAIN LITE	1996-99	063-3008	87F-47481-00		
PHAZER SS /ELECTRIC	1997-98	063-3008	87F-47481-00		
SIDEWINDER L TX (ALL)	2020-21	063-3012	8NN-F2201-00-00		
SIDEWINDER SRX LE	2020-21	063-3012	8NN-F2201-00-00		
SIDEWINDER X TX LE/SE	2020-21	063-3012	8NN-F2201-00-00		
WIND SHIELDS SRV 540	1983-91			063-3005	8Y0-47480-00
SRVIPER L TX DX	2015			061-3016	8JX-G7480-10-00
SRX	1978-79			063-3001	8E7-47480-00
VENTURE GT	1992	063-3008	87F-47481-00		
VENTURE VT 500/600/700	1997-01			063-3011	8CW-47480-00
VENTURE VT 600/700	2002-05			063-3011	8CW-47480-00
VENTURE XL	1991-97	063-3008	87F-47481-00		
VK 540, E	1989-97	063-3004	87F-47480-00		
VMAX 500 DLX	2001			063-3011	8CW-47480-00
VMAX 500, LE	1994-96			063-3005	8AB-47480-00
VMAX 500/600 (ALL)	1997-98	063-3010	8CX-47481-00		
			8CX-47481-11		
VMAX 540	1983-91			063-3005	8Y0-47480-00
VMAX 600, LE	1994-96			063-3005	8AB-47480-00
ELECTRICAL VMAX 700 (ALL)	1998	063-3010	8CX-47481-00		
			8CX-47481-11		
VT 480	1991-96	063-3004	87F-47480-00		
VT 480, GT, TF, XL	1991-97	063-3004	87F-47480-00		
TRAILER VT 480GT	1992	063-3004	87F-47480-00		
XL 540	1985-91			063-3003	80L-47480-00

2019 NOTES: 062-3031 - Will Cover 062-3027 • 2020 NOTES: 062-3032 - Covers 062-3022 & 062-3021 • 061-3017 - Will Cover 061-3008 • 064-3012 - Will Cover 064-3002



SPX SKI SHOCK APPLICATION

CODE = B

KEYWORD = 16B



See pages 324-332 for images

Model	Year	Hydraulic Ski Shock	Gas Ski Shock
Arctic Cat™			
ALL 120CC	2006-20		160-4002
Bearcat 340, 440, 550	1995-99	—	161-4004
Bearcat 340, 440, I, II	2000	—	161-4004
Cheetah	1972-78	161-5006	—
Cheetah 340, 440, 550	1999	161-5001	161-4004
Cheetah F/C, L/C Touring	1986-94	161-5001	161-4001
Cougar	1985-92	161-5001	161-4001
Cougar, Mountain Cat	1993-94	—	161-4002
Cougar Mountain Cat	1995-96	—	161-4004
Cougar (All)	1997-98	—	161-4003
El Tigre	1972-74	161-5006	—
El Tigre	1985-91	161-5001	161-4001
El Tigre EXT	1989-91	161-5001	161-4001
EXT, 550, 580 Mtn Cat, EFI	1992-93	—	161-4002
EXT 580, EFI, Mountain Cat	1994-96	—	161-4004
EXT 580, Powder SP, EFI	1995-97	—	161-4004
FIRECAT 500	2003-06	—	161-4009
FIRECAT 500 SNOPRO	2005-06	—	161-4009
FIRECAT 600 EFI, EFI EXT,	2004-06	—	161-4009
REVERSE			
FIRECAT 600 SNOPRO, EFI SNOPRO	2005-06	—	161-4009
FIRECAT 700 EFI	2003-06	—	161-4009
FIRECAT 700 EFI EXT, REVERSE	2004-06	—	161-4009
FIRECAT 700 SNOPRO, EFI SNOPRO	2005-06	—	161-4009
F 800 LXR	2012	—	161-4011
Jag	1977-78	161-5006	—
Jag AFS, Deluxe, LT	1989-91	161-5001	161-4001
Jag Deluxe	1992-95	—	161-4002
Jag Special, Z	1992-93	—	161-4002
Jag 440Z	1994	—	161-4002
Jag 440Z	1995-96	—	161-4004
Jag Deluxe 340, 440	1997-99	—	161-4003
Lynx,	1974	161-5006	—
Lynx Deluxe, M.C.,	1991-93	161-5001	161-4001
Mountain Cat 500	2001-02	—	161-4003
Mountain Cat 600 EFI	2001-02	—	161-4003
Mountain Cat 600 EFI LE	2001	—	161-4003
Mountain Cat 600 LE	2001	—	161-4003
Mountain Cat 800 EFI	2001-02	—	161-4008
Mountain Cat 1000	2001-02	—	161-4008
M 800 153	2013	—	161-4012
M 1100 153	2013	—	161-4012
M 1100 TURBO 153	2013	—	161-4012
M 6000 153	2015	—	160-4001
M 6000 141/153	2016	—	161-4013
M 6000 ALPHA ONE ES 154	2019-20	—	161-4013
M 6000 ES 141/153	2016	—	161-4013
M 6000 SE 141/153	2017-19	—	161-4013
M 8000 SE 141/153	2016-18	—	161-4013
M 8000 ALPHA ONE 165	2020	—	161-4013
M 8000 153	2014-15	—	160-4001
M 9000 153	2014	—	160-4001
Pantera	1975	161-5006	—
Pantera	1976-78	—	—
Pantera	1986-88	161-5001	161-4001
Pantera	1991-94	—	161-4002
Pantera	1995-96	—	161-4004
Pantera 550	2002	—	161-4005
Pantera 580	1999-00	—	161-4006
Pantera 600 EFI	2002	—	161-4006
Pantera 800 EFI	1999-02	—	161-4006
Pantera 1000	2000-01	—	161-4006
Panther	1972-79	161-5006	—
Panther AFS, DLX, M.C.	1990-91	161-5001	161-4001
Panther Deluxe	1992-95	—	161-4002
Panther Deluxe L/C	1996	—	161-4004
Panther 340, 440, 550	1997-98	—	161-4003
Panther 340	1999-00	—	161-4005
Panther 370	2001	—	161-4005
Panther 440	2000-02	—	161-4005
Panther 440 ESR	2001	—	161-4005
Panther 550	2000-01	—	161-4005
Panther 570 ESR	2002	—	161-4005
Panther 580 EFI	2001	—	161-4006
Powder Special 600 EFI	1998	—	161-4007
Powder Special 600 EFI LE	1998-99	—	161-4007

Model	Year	Hydraulic Ski Shock	Gas Ski Shock
Arctic Cat™			
Powder Special 700	1999	—	161-4007
Prowler, 2-Up	1990-94	—	161-4002
Prowler	1995	—	161-4004
Puma	1972-73	161-5006	—
Puma 2-Up Deluxe	1994-95	—	161-4002
Puma 2-Up Deluxe	1997	—	161-4003
SABRECAT 500	2004-05	—	161-4009
SABRECAT 500 LX	2004-06	—	161-4009
SABRECAT 600 EFI, LX	2004-05	—	161-4009
SABRECAT 600 EFI LX EXT	2004-06	—	161-4009
SABRECAT 700 EFI, LX, EXT	2004-05	—	161-4009
Thunder Cat	1999	—	161-4007
Thunder Cat	2000	—	161-4007
Thunder Cat	2001-02	—	161-4008
Thunder Cat MC	1993-97	—	161-4004
Thunder Cat MC	1999	—	161-4007
Touring 4 Stroke	2002	—	161-4005
Trail 4 Stroke	2002	—	161-4006
Triple Touring 595	1999	—	161-4006
Triple Touring 600	2000-01	—	161-4006
Wildcat AFS	1988-92	161-5001	161-4001
Wildcat 700, EFI, M.C. Touring	1995-96	—	161-4004
XF 800 CROSS-TOUR	2013	—	161-4011
XF 800 LXR	2012-13	—	161-4011
XF 6000 CROSS-TOUR/ CROSS TREK	2014-17	—	160-4000
XF 6000 CROSS-TOUR	2014-15	—	161-4010
XF 6000 LXR	2014-15	—	160-4000
XF 6000 LXR	2014-15	—	161-4010
XF 6000 LXR	2015	—	—
XF 7000 CROSS-TOUR/ CROSS-TREK	2014-18	—	160-4000
XF 7000 CROSS-TOUR	2014-15	—	161-4010
XF 7000 LXR	2014-15	—	160-4000
XF 7000 LXR	2014-15	—	161-4010
XF 8000 CROSS-TOUR/ CROSS TREK	2014-17	—	160-4000
XF 8000 CROSS-TOUR	2014-15	—	161-4010
XF 8000 LXR	2014-15	—	160-4000
XF 8000 LXR	2014-15	—	161-4010
XF 9000 CROSS-TOUR/CROSSSTREK	2014-18	—	160-4000
XF 9000 CROSS-TOUR	2014-15	—	161-4010
XF 9000 LXR	2014-15	—	160-4000
XF 9000 LXR	2014-15	—	161-4010
XF 1100 LXR	2012-13	—	161-4011
XF 1100 TURBO CROSS-TOUR	2013	—	161-4011
XF 1100 TURBO LXR	2012-13	—	161-4011
Z	1976	—	—
Z 370	1999	—	161-4005
Z 370 ES	2000-02	—	161-4005
Z 440	1998-99	—	161-4005
Z 440 ES	2000-02	—	161-4005
Z 570 SS	2002	—	161-4005
Z 570 ESR	2002	—	161-4005
ZL 440	1998-00	—	161-4006
ZL 500	1999-02	—	161-4006
ZL 500 EFI	1999-00	—	161-4006
ZL 500 EFI ESR	2001	—	161-4006
ZL 550 ESR	2000-01	—	161-4006
ZL 580 EFI ESR	2000	—	161-4006
ZL 600	1999-00	—	161-4006
ZL 600 EFI	1999-02	—	161-4006
ZL 600 EFI ESR	2001-02	—	161-4006
ZL 700	2000	—	161-4006
ZL 800 EFI ESR	2001-02	—	161-4006
ZR 200	2019-20	—	160-4002
ZR 500	1998-99	—	161-4007
ZR 500 (carb)	2000-01	—	161-4007
ZR 500 (carb)	2002	—	161-4008
ZR 500 EFI	1999-01	—	161-4007
ZR 600	1998-01	—	161-4007
ZR 600 Blair Morgan	2000-01	—	161-4008
ZR 600 EFI	1998-01	—	161-4007
ZR 600 EFI LE	2000-01	—	161-4008
ZR 600 EFI LE Reverse	2000	—	161-4007
ZR 600 REV	2001	—	161-4007
ZR 600 EFI	2002	—	161-4008
ZR 700	1999-00	—	161-4007
ZR 700 LE	2000-01	—	161-4008
ZR 700 LE Reverse	2000	—	161-4007

TERMS & INDEX

NEW

HELMETS

HELMET ACCESSORIES

APPAREL

ACCESSORIES

TRACKS & SUSPENSION

STEERING

TRANS MISSION

PLOW & WINCH

WIND SHIELDS

BRAKES & CARB.

ENGINE PARTS

ELECTRICAL

TRAILER

CHEMICALS

TECH & TOOLS

P.O.P

SPX SKI SHOCK APPLICATION

See pages 324-332 for images

CODE = B

KEYWORD = 16B



TERMS & INDEX

NEW

HELMETS

HELMET ACCESSORIES

APPAREL

ACCESSORIES

TRACKS & SUSPENSION

STEERING

TRANS MISSION

PLOW & WINCH

WIND SHIELDS

BRAKES & CARB.

ENGINE PARTS

ELECTRICAL

TRAILER

CHEMICALS

TECH & TOOLS

P.O.P

Model	Year	Hydraulic Ski Shock	Gas Ski Shock
Arctic Cat™			
ZR 800 EFI	2002	—	161-4008
ZR 800 LE	2001	—	161-4007
ZR 4000	2015-17	—	160-4000
ZR 5000	2014-17	—	160-4000
ZR 6000 ES/CROSSSTREK	2018	—	160-4000
ZR 6000 LXR	2015-17	—	160-4000
ZR 7000	2018	—	160-4000
ZR 7000 LXR	2014-17	—	160-4000
ZR 8000 ES	2018-19	—	160-4000
ZR 8000 LXR	2014-17	—	160-4000
ZR 9000 LXR	2014-15	—	160-4000
ZRT 600	1999-00	—	161-4007
ZRT 600	2001-02	—	161-4008
ZRT 600 LE	2001	—	161-4008
ZRT 800	1999-00	—	161-4007
ZRT 800	2001	—	161-4008
ZRT 800 LE	2001	—	161-4008
Moto-Ski™			
Capri	1973-74	162-5014	—
Chimo 440	1974-75	162-5014	—
Futura	1974-79	162-5014	—
Grand Luxe	1985-86	162-5013	—
Grand Prix Special	1979-81	162-5014	—
Grand Sport 440	1974-75	162-5014	—
Mirage	1980-83	162-5013	—
Mirage, III	1980-83, 1985	162-5013	—
Nuvik	1975-79	162-5013	—
Sonic L/C	1984	162-5013	—
TS 440	1974-75	162-5014	—
Polaris™			
Indy 340 Deluxe	1999	164-5003	164-4004
Indy 340 Touring	1999	164-5003	164-4004
Indy 440, SKS, XCR	1992-93	164-5003	164-4004
Indy 440, SKS	1994-95	164-5003	164-4004
Indy 440	1997-98	—	164-4005
Indy 500	1990-92	164-5003	164-4004
Indy 500	1997-00	—	164-4005
Indy 500 Classic	1997-00	—	164-4005
500 Classic	2003	—	164-4011
Indy 500 Classic Touring	2000-02	—	164-4005
Indy 500 EFI	1993-95	164-5003	164-4004
Indy 500 EFI	1997	—	164-4005
Indy 500 RMK	2000-02	—	164-4010
Indy 500 SKS	1997-98	164-5003	164-4005
Indy 500 XC	1999	—	164-4005
Indy 500 XC	2000-02	—	164-4007
500 XC EDGE	2003	—	164-4011
500 XC EDGE F/O	2003	—	164-4011
500 XC SP	2002, 07	—	164-4011
500 XC SP EDGE	2003	—	164-4011
500 XC SP EDGE M-10 F/O	2003	—	164-4011
500 XC SP EDGE STOCK B	2006	—	164-4011
500 XC SP EDGE X F/O	2003	—	164-4011
500 XC SP F/O	2002	—	164-4011
500 XC SP M-10 F/O	2002	—	164-4011
BUILT AFTER 3/1/01			
500/600 XC SP EDGE/M-10	2004-05	—	164-4011
550 ADVENTURE 155	2017-19	—	164-4013
550 INDY ADVENTURE 155	2015-18	—	164-4013
550 INDY VOYAGEUR 155	2015-16	—	164-4013
550 INDY 121 ES/INTL ES	2019	—	164-4014
550 INDY 144 ES	2014-19	—	164-4014
550 INDY ADVENTURE 144	2014-19	—	164-4014
550 INDY LXT	2014-18	—	164-4014
550 VOYAGEUR 155	2017-19	—	164-4013
600 INDY VOYAGEUR 144	2015-16	—	164-4013
600 RMK (EXCEPT S15CC6)	2012-19	—	164-4013
600 VOYAGEUR	2014	—	164-4013
600 VOYAGEUR144	2017-19	—	164-4013
Indy 600 Classic	2001	—	164-4005
Indy 600 Classic	2002	—	164-4007
Indy 600 Edge X	2001	—	164-4007
Indy 600 RMK	2000-01	—	164-4010
Indy 600 XC	1999	—	164-4005
600 XC EDGE F/O	2003	—	164-4011

Model	Year	Hydraulic Ski Shock	Gas Ski Shock
Polaris™			
600 XC SP	2002	—	164-4011
Indy 600 XC SP	2000	—	164-4006
600 XC SP EDGE	2003	—	164-4011
600 XC SP EDGE M-10 F/O	2003	—	164-4011
600 XC SP EDGE X F/O	2003	—	164-4011
600 XC SP F/O	2002	—	164-4011
600 XC SP M-10 F/O	2002	—	164-4011
Indy 600 XCR	1997-98	—	164-4009
600 RMK 136	2002	—	164-4012
600 RMK 144	2003	—	164-4012
600 RMK F/O	2004-05	—	164-4012
600 SWITCHBACK	2004-05	—	164-4012
Indy 600/700 RMK	1998-99	—	164-4010
Indy 650	1988-92	164-5003	164-4004
Indy 700 Classic	2001	—	164-4005
Indy 700 Classic	2002	—	164-4007
Indy 700 XC Deluxe	2000	—	164-4005
Indy 700 XC	1999	—	164-4005
700 EV XC SP EDGE	2001	—	164-4011
700 XC SP EDGE	2003	—	164-4011
700 XC SP EDGE X F/O	2003	—	164-4011
700 XC SP F/O	2002	—	164-4011
700 XC SP M-10 F/O	2002	—	164-4011
700 XC SP	2002	—	164-4011
Indy 700 XC SP	2000	—	164-4006
700 XC EDGE F/O	2003	—	164-4011
Indy 700 XCR	1998-99	—	164-4009
700 EDGE RMK	2003	—	164-4012
700 RMK 136	2002	—	164-4012
700 RMK 144 & 151 F/O, STOCK	2002-03	—	164-4012
700 RMK F/O	2004-05	—	164-4012
700 SKS	2003	—	164-4012
700 SWITCHBACK	2004	—	164-4012
Indy 700/800 RMK	2000-01	—	164-4010
700/800 XC EDGE F/O	2004	—	164-4011
700/800 XC SP M-10 F/O	2005	—	164-4011
800 XC EDGE F/O	2003	—	164-4011
800 XC SP EDGE	2003	—	164-4011
800 XC SP EDGE M-10 F/O	2003	—	164-4011
800 XC SP EDGE X F/O	2003	—	164-4011
800 XC SP F/O BUILT AFTER 3/1/01	2002	—	164-4011
800 XC SP M-10 F/O	2002	—	164-4011
800 XC SP STOCK	2002	—	164-4011
Indy 800 RMK	2001	—	164-4010
Indy 800 XCR	1999	—	164-4009
800 RMK 144 & 151 F/O, STOCK	2002-03	—	164-4012
800 RMK 156 F/O	2002	—	164-4012
800 RMK 159	2003	—	164-4012
800 RMK F/O	2004-05	—	164-4012
800 RMK	2011-14	—	164-4013
800 RMK (EXCEPT LE)	2015-16	—	164-4013
800 SKS	2003	—	164-4012
800 SWITCHBACK	2004-05	—	164-4012
Centurion Indy 500	1981-82	164-5003	164-4004
Classic, SKS	1991-95	164-5003	164-4004
Classic Touring	1994	164-5003	164-4004
Classic Touring	1997-00	—	164-4005
Indy, All	1983-92	164-5003	164-4004
Lite, GT, Starlite	1991-93	164-5003	164-4004
Lite, Deluxe, GT, Starlite, GT	1994-98	164-5003	164-4004
RXL, SKS	1993-95	164-5003	164-4004
Starlite	1991-92	164-5003	164-4004
Storm	1993-94	164-5003	164-4004
Storm SE	1997-98	—	164-4009
Sport, Sport Touring	1987-96	164-5003	164-4004
Sport Touring ES	1997-01	—	164-4005
Sport Touring ES	2000-02	—	164-4005
Super Sport	1993-95	164-5003	164-4004
Super Sport	1997-98	—	164-4005
Indy Super Sport	1997-00	—	164-4005
Trail	1983-92	164-5003	164-4004
Trail	1999-02	—	164-4005
Trail, Deluxe	1993-94	164-5003	164-4004
Trail, Deluxe	1995	164-5003	164-4004
Trail RMK	2004-10	—	164-4012
Indy Trail RMK	1998-02	—	164-4010
Indy Trail, Touring	1997-02	—	164-4005

SPX SKI SHOCK APPLICATION

See pages 324-332 for images

CODE = B

KEYWORD = 16B



TERMS & INDEX

Model	Year	Hydraulic Ski Shock	Gas Ski Shock
Polaris™			
Transport	1996	164-5003	164-4004
Triumph	2000	—	164-4005
TX-L Indy 340	1980-82	164-5003	164-4004
Ultra	1997-98	—	164-4005
Ultra SP	1997	—	164-4005
Ultra SPX SE	1997-98	—	164-4009
WIDE TRACK	1991-92	164-5003	164-4004
WIDE TRACK GT, LX	1993-96	164-5003	164-4004
WIDE TRACK LX	2001-02	—	164-4010
XCF	1997-99	—	164-4005
XLT Classic	1999	—	164-4005
XLT, SKS, SP Touring	1993-95	164-5003	164-4004
XLT Limited Touring	1997-99	—	164-4005
Indy XLT Limited, Classic	1998-99	—	164-4005
Indy XLT SP	1998-99	—	164-4005
Indy XLT Touring	1998-99	—	164-4005
Ski-Doo™			
Alpine	1973-87	162-5014	—
BACKCOUNTRY 850 ETEC	2019-21	—	162-4014
Blizzard, All	1980-81	162-5014	—
Citation	1980-84	162-5013	—
Elan	1974-78	162-5002	—
Elite	1973-82	162-5014	—
Escapade	1987-89	—	162-4004
Everest	1974-79	162-5014	—
Everest 500 L/C	1980-83	162-5014	—
Expedition Sport 550F	2012-19	—	162-4013
Expedition Sport 600 Ace	2012-19	—	162-4013
Expedition Sport 900 Ace	2014-18	—	162-4013
EXPEDITION XTREME 850 ETEC	2020-21	—	162-4014
Formula 500	2000	—	162-4004
Formula 500 Deluxe	1999	—	162-4004
Formula 500 Deluxe	2001	—	162-4006
Formula 500 Deluxe L/C	2000	—	162-4004
Formula 500, Deluxe, 583	1997	—	162-4004
Formula 583, Deluxe	1998-99	—	162-4004
Formula III 600, LT	1995-96	—	162-4002
Formula III 600, LT	1997	—	162-4004
Formula 600/700 Deluxe	2000-01	—	162-4006
Formula 670 Deluxe	1999	—	162-4004
Formula Deluxe GS/GSE	2001	—	162-4006
Formula III 600 LT	1998	—	162-4006
Formula III 700	1998	—	162-4006
Formula III 700/800	1999	—	162-4007
Formula Mach I	1989-94	162-5002	—
Formula Mach I	1995-96	—	162-4002
Formula Mach I	1997	—	162-4004
Formula Mach Z, LT	1993-96	—	162-4002
Formula Mach Z, LT	1997	—	162-4004
Formula, MX, Plus	1985-92	162-5002	—
Formula MX-Z, Plus	1993	162-5002	162-4002
Formula MX	1994-95	—	162-4002
Formula MX-Z	1993	—	162-4002
Formula MX-Z 440F	1997	—	162-4004
Formula SS	1995	—	162-4002
Formula S, SL	1997	—	162-4004
Formula ST STX	1994-95	—	162-4002
Formula SP	1985-86	162-5013	—
Formula Z	1994-95	—	162-4002
Formula Z	1997	—	162-4004
Formula Z, 500, 583	1998-99	—	162-4004
Formula Z 600/700	2000	—	162-4006
Formula Z 670	1998-99	—	162-4004
Formula SP, Grand Luxe	1985-86	162-5013	—
Grand Touring, XTC, SE	1993-94	162-5002	—
Grand Touring 470, 580	1995	—	162-4002
Grand Touring SE 670	1995	—	162-4002
Grand Touring 500	1996	—	162-4002
Grand Touring 500, 583, 700	1997	—	162-4004
Grand Touring 500/583	1998-99	—	162-4004
Grand Touring 500/600	2001	—	162-4006
Grand Touring Sport 550F	2010-15	—	162-4011
Grand Touring Sport 600 Ace	2011-19	—	162-4011
Grand Touring Sport 600 Xp	2010-14	—	162-4011
Grand Touring 700	1998	—	162-4006
Grand Touring 700	1999-00	—	162-4007
Grand Touring 700/GS	2001	—	162-4006

Model	Year	Hydraulic Ski Shock	Gas Ski Shock
Ski-Doo™			
Grand Touring SE	1999-00	—	162-4007
Grand Touring SE/700	1998	—	162-4006
GSX 500 SS	2004-05	—	162-4010
GSX SPORT 500SS	2009	—	162-4011
GSX 600 HO SDI	2004-05	—	162-4010
GSX 600 HO	2004-05	—	162-4010
GSX 800 HO	2004	—	162-4010
GTX 500SS	2005	—	162-4010
GTX SPORT 500SS	2009	—	162-4011
GTX 600 HO SDI	2005	—	162-4010
GTX 600 HO	2005	—	162-4010
Mach Z LT/R	1998	—	162-4006
Mach Z LT/Z LT R	1999	—	162-4007
MXZ 440	2000	—	162-4004
MXZ 500	2000	—	162-4008
MX Z 500SS Trail & Adrenaline	2004-05	—	162-4010
MX Z 500/670 HO/TH	1999	—	162-4004
MXZ SPORT 550F	2011-14	—	162-4011
MXZ 583/670	1998	—	162-4004
MXZ SPORT 600 ACE	2011-19	—	162-4011
MXZ SPORT 600 CARB	2010-19	—	162-4011
MXZ 600/700	1999-00	—	162-4008
MX Z 600 HO Renegade/Renegade X	2004	—	162-4010
MX Z 600 HO Trail & Adrenaline & X	2004-05	—	162-4010
MX Z 800 HO Adrenaline & X	2004-05	—	162-4010
MX Z 800 HO Renegade/Renegade X	2004	—	162-4010
MXZ Trail 500/600/700	2001	—	162-4006
Nordik	1981-83	162-5013	—
Nordik 50, 60	1987-88	162-5013	—
Renegade Sport 550F	2010-14	—	162-4011
Renegade Sport 600 Ace	2012-19	—	162-4011
RENEGADE 850 ETEC	2018	—	162-4014
Olympique	1975-79	162-5014	—
RV Cross Country 340	1979	162-5014	—
Safari, 377, 447, 503	1984-88	162-5013	—
Safari Cheyenne, Saga, Scout	1989-91	162-5013	—
Skandic	1982-87	162-5013	—
SS-25	1984-85	162-5013	—
Stratos, Voyageur	1987-89	—	162-4004
Summit	1994-96	—	162-4002
Summit Sport 600 Carb	2015-19	—	162-4012
Summit Sport 800 Ptek	2013-16	—	162-4012
Summit Sport 600	2012-14	—	162-4013
Summit Sport 800 Ptek	2012	—	162-4013
TNT	1972-78	162-5014	—
Touring 500 L/C	2000	—	162-4004
Touring E/LE	2000	—	162-4004
Touring SL/SLE	1999	—	162-4004
Tundra, LT	1985-92	162-5013	—
Tundra, II, LT	1993-97	—	—
Tundra, R	1998-99	—	—
Yamaha™			
Bravo 250	1982-02	163-5008	—
Enticer 340	1980-91	163-5008	—
SIDEWINDER L TX DX	2017-19	—	160-4000
SIDEWINDER S DX	2018	—	160-4000
SIDEWINDER S TX DX	2017-18	—	160-4000
SNOSCOOT	2018-20	—	160-4002
SR VIPER LTX	2014-19	—	160-4000
SR VIPER R TX	2018	—	160-4000
SR VIPER RTX	2014-17	—	160-4000
SR VIPER S TX DX	2015-17	—	160-4000
SR-VIPER MTX (NON SE MODELS)	2015	—	160-4001
SRX120	2013-20	—	160-4002
VMAX 500	1997-00	—	163-4001
V-MAX 600 (All)	1997-99	—	163-4001
SX 500/600/700	1997-99	—	163-4001

NEW

HELMETS

HELMET ACCESSORIES

APPAREL

ACCESSORIES

TRACKS & SUSPENSION

STEERING

TRANS MISSION

PLOW & WINCH

WIND SHIELDS

BRAKES & CARB.

ENGINE PARTS

ELECTRICAL

TRAILER

CHEMICALS

TECH & TOOLS

P.O.P

SUSPENSION SHOCK BUSHING



Arctic Cat™



Part No. Code Keyword
061-0001 B 16B

Bottom Bushing
Arctic Cat™ # 0103-099
Same application as Part No. 061-5001



Part No. Code Keyword
061-0002 B 16B

Top Bushing
Arctic Cat™ # 0103-210
Same application as Part No. 061-5001



Part No. Code Keyword
061-0003 B 16B

Shock Bushing



Part No. Code Keyword
061-0004 B 16B

Shock bushing kit for rear shock Part No. 061-3002.
Dimensions: 0.400 I.D. x 0.685" width 1"

BRP™ / Ski-Doo™



Part No. Code Keyword
060-0004 B 16B

Shock Bushing
16.2" I.D. Replacement bushing kit for rear and front suspension shocks with 1" opening at each end.
Same application as 062-5001, 062-3100, 062-3002, 062-3003, 062-3006.



Part No. Code Keyword
060-0005 B 16B

Shock Bushing
9/16" I.D. Ski-Doo # 572.0320.00
Same application as: 062-3001, 062-3002, 162-4003.



Part No. Code Keyword
060-0006 B 16B

Upper Bushing
Ski-Doo™ # 572.0322.00 Same application as 062-3100, 062-3001, 062-3002, 062-3003, 062-3006.

Yamaha™



Part No. Code Keyword
060-0007 B 16B

Upper Bushing
Yamaha™ # 90387.123G4
Same application as 063-5000, 063-5001, 063-5002, 063-3003, 063-3004.



Part No. Code Keyword
060-0008 B 16B

Lower Bushing
Yamaha™ # 8V0.47371.00
Same application as: 063-5000, 063-5001, 063-5002, 063-3003, 063-3004.

TERMS & INDEX
NEW
HELMETS
HELMET ACCESSORIES
APPAREL
ACCESSORIES
TRACKS & SUSPENSION
STEERING
TRANS MISSION
PLOW & WINCH
WIND SHIELDS
BRAKES & CARB.
ENGINE PARTS
ELECTRICAL
TRAILER
CHEMICALS
TECH & TOOLS
P.O.P



Model	Year	Front Bogie		Front Bogie	
		Left Hand	Left OEM	Right Hand	Right OEM
Moto-Ski™		Heavy Duty		Heavy Duty	
NUVIK 300 (ALL)	1975-77	072-1020	414-2638-00	072-1020	414-2638-00
SPIRIT 250	1976-83	072-1030	414-2579-00	072-1030	414-2579-00
Ski-Doo™					
***ALL BOGIE MODELS	1962-64	072-1020	414-2638-00	072-1020	414-2638-00
ALPINE	1965-87	072-1020	414-2638-00	072-1020	414-2638-00
BLIZZARD ALL	1970	072-1020	414-2638-00	072-1020	414-2638-00
BLIZZARD'S 15" 246	1971	072-1020	414-2638-00	072-1020	414-2638-00
CHALET	1965-67	072-1020	414-2638-00	072-1020	414-2638-00
ELAN 250	1972	072-1020	414-2638-00	072-1020	414-2638-00
ELAN 250	1972	072-1030	414-2579-00	072-1030	414-2579-00
ELAN 250	74-96	072-1030	414-2579-00	072-1030	414-2579-00
ELAN 250,E	1971	072-1020	414-2638-00	072-1020	414-2638-00
ELAN 250 E, TWIN	1973	072-1030	414-2579-00	072-1030	414-2579-00
ELAN 250SS	1973	072-1020	414-2638-00	072-1020	414-2638-00
ELITE 440	1973-74	072-1020	414-2638-00	072-1020	414-2638-00
EVEREST	1974-76	072-1020	414-2638-00	072-1020	414-2638-00
NORDIC (ALL)	1969-72	072-1020	414-2638-00	072-1020	414-2638-00
OLYMPIC (ALL)	1965-78	072-1020	414-2638-00	072-1020	414-2638-00
SKANDIC 335	1970-73	072-1020	414-2638-00	072-1020	414-2638-00
TNT	1971-73	072-1020	414-2638-00	072-1020	414-2638-00
VALMONT 399R,ER	1971	072-1020	414-2638-00	072-1020	414-2638-00
VALMONT 440R,ER	1972-73	072-1020	414-2638-00	072-1020	414-2638-00
VALMONT 640ER	1971-72	072-1020	414-2638-00	072-1020	414-2638-00

SUSPENSION ADJUSTMENT BLOCKS

Part No.	Code	Keyword
060-0011	B	16B

Left
Ski-Doo™ & Moto Ski™
Replaces
572-0308-00 (Left 060-0011)



Part No.	Code	Keyword
060-0020	B	16B

Arctic Cat™
Replaces
1604-204 & 0604-556 (Right)
1604-205 & 0604-557 (Left)
2 Piece Set



Part No.	Code	Keyword
060-0010	B	16B

Right
Ski-Doo™ & Moto Ski™
Replaces
572-0309-00 (Right 060-0010)



Part No.	Code	Keyword
060-0013	B	16B

Arctic Cat™
Replaces
0604-557 (Left)
0604-556 (Right)
4 Piece Set



Part No.	Code	Keyword
060-0014	B	16B

Polaris™
Right
Replaces 5431168



Model	Year	Part No.
Arctic Cat™		
***MOST MODELS	1999-07	060-0020
440Z	1992-98	060-0013
BEARCAT .	1995-98	060-0013
COUGAR	1989-98	060-0013
EFI	1989-98	060-0013
EXT 470 , 550	1989-98	060-0013
JAG DELUXE, L/C	1992-98	060-0013
PANTERA	1990-98	060-0013
PANTHER DELUXE	1992-98	060-0013
POWDER	1989-98	060-0013
PROWLER	1990-95	060-0013
PUMA, DELUXE	1994-97	060-0013
SP	1992-98	060-0013
TOURING	1989-98	060-0013
WILDCAT 650, 700	1989-98	060-0013
ZR 440, 580, 700	1993-97	060-0013
ZRT 600, 800	1995-97	060-0013
Moto-Ski™		
***ALL MODELS	1974-99	060-0010
ALL SLIDE SUSPENSION MODELS	1974-00	060-0011
Polaris™		
*ALL MODELS INDY'S	1983-09	060-0014
Ski-Doo™		
***ALL MODELS	1974-00	060-0010
ALL SLIDE SUSPENSION MODELS	1974-00	060-0011

TERMS & INDEX
NEW
HELMETS
HELMET ACCESSORIES
APPAREL
ACCESSORIES
TRACKS & SUSPENSION
STEERING
TRANS MISSION
PLOW & WINCH
WIND SHIELDS
BRAKES & CARB.
ENGINE PARTS
ELECTRICAL
TRAILER
CHEMICALS
TECH & TOOLS
P.O.P

TERMS & INDEX
NEW
HELMETS
HELMET ACCESSORIES
APPAREL
ACCESSORIES
TRACKS & SUSPENSION
STEERING
TRANS MISSION
PLOW & WINCH
WIND SHIELDS
BRAKES & CARB.
ENGINE PARTS
ELECTRICAL
TRAILER
CHEMICALS
TECH & TOOLS
P.O.P

SLIDE SUSPENSION SPRING ROLLERS



OEM# 0114-256
ID : 21.6mm

Part No.	Code	Keyword
070-3000	B	16B

Model	Year
Arctic Cat™	
BEARCAT 340	1995-99
CHEETAH	1991-94
COUGAR	1991-98
EXT M.C.	1991-98
EXT550, 580 EFI	1991-98
JAG	1991-93
LYNX, DELUXE	1991-93
PROWLER	1991-95
PUMA 2 UP	1995-99
SUPER JAG	1991-93
THUNDERCAT M.C.	1994-97
TOURING	1991-98
WILDCAT 700, M.C.	1991-98




OEM# 5430540
ID : 16.3mm

Part No.	Code	Keyword
070-3001	B	16B

Model	Year
Polaris™	
INDY LITE GT	1993-95
INDY LITE GT	1996-98
INDY LITE, DELUXE	1996-98
INDY SPORT	1993-95
INDY LITE, DELUXE	1993-95
INDY STARITE	1993-95
STARLITE GT	1993-95
XCR 440	1995
XCR 600	1995

SLIDE SUSPENSION SPRING BUSHING



OEM: 572-0305-00 & 572-0323-00
* Duell # 84-0340

Part No.	Code	Keyword
070-3003	B	16B

Model	Year
Moto-Ski™	
BLIZZARD 5500, 6500, 7500, 9500 PLUS	1978-84
CITATION	1980-91
EVEREST	1974-83
FORMULA SP, SS	1985-86
FUTURA	1976-82
GRAND LUXE L.C.	1985-86
Ski-Doo™	
GRAND PRIX SPECIAL	1979-81
MIRAGE I, II, III	1980-85
NORDIK	1981-83
SAFARI 377, 447	1984-88
SCOUT	1989-92
SKANDIC	1982-87
SONIC 340	1975-78
SS 25	1984
SUPER SONIC, SONIC L/C	1979-84
TNT	1974-78
TUNDRA, LT	1989-92
ULTRA SONIC	1980-82

SUSPENSION SLIDE SPRING RETAINER



Part No. Code Keyword
060-0017 B 16B

Arctic Cat™ 0604-403
ID : 21.7mm
SOLD AS PAIR



Part No. Code Keyword
060-0032 B 16B

Arctic Cat™ 2604-515
SOLD AS PAIR



Part No. Code Keyword
060-0018 B 16B

Arctic Cat™ 1604-403
ID : 22mm
SOLD AS PAIR



Part No. Code Keyword
060-0033 B 16B

Arctic Cat™ 2604-516
SOLD AS PAIR

Continued on next page

Model	Year	Round	Square
Arctic Cat™			
440 SNO PRO	2003-05	060-0017	060-0032
600 SNO PRO	2009-13	060-0017	060-0032
BEARCAT 440	1995-98	060-0017	060-0032
BEARCAT 440II, 550WT	1995-02	060-0017	060-0032
4-STROKE TOURING	2002-03	060-0018	060-0033
BEARCAT 2000 / LT / XT	2015-18	060-0018	060-0033
BEARCAT 3000 LT	2016-17	060-0018	060-0033
BEARCAT 5000 XT/GS/LTD	2015	060-0018	060-0033
BEARCAT 570	2004-06	060-0018	060-0033
BEARCAT 570	2011-14	060-0018	060-0033
BEARCAT 570 LONG TRACK	2006-10	060-0018	060-0033
BEARCAT 570 LTD	2011	060-0018	060-0033
BEARCAT 570 XT	2009-14	060-0018	060-0033
BEARCAT 570 XTE	2014	060-0018	060-0033
BEARCAT WIDE TRACK (ALL)	2003-08	060-0018	060-0033
BEARCAT Z1 XT/GS/LTD	2009-14	060-0018	060-0033
C6, C7	2006	060-0017	060-0032
CHEETAH, TOURING	1992-94	060-0017	060-0032
COUGAR	1992-98	060-0017	060-0032
COUGAR DELUXE/ MOUNTAIN CAT	1998	060-0018	060-0033
COUGAR MOUNTAIN CAT	1996	060-0017	060-0032
EXT (ALL)	1992-96	060-0017	060-0032
EXT 580 EFI/DLX	1997-98	060-0018	060-0033
EXT 600	1997	060-0018	060-0033
EXT TRIPLE TOURING 600	1997-02	060-0018	060-0033
F 1100 LXR	2013	060-0017	060-0032
F 1100 SNO PRO/LTD	2012-13	060-0017	060-0032
F 1100 TURBO LXR	2012-13	060-0017	060-0032
F 1100 TURBO SNO PRO/LTD	2012-13	060-0017	060-0032
F 800 LXR	2012-13	060-0017	060-0032
F 800 SNO PRO/LTD	2012	060-0017	060-0032
F1000 EFI/LXR/SNO PRO	2007-08	060-0018	060-0033
F5	2013-14	060-0018	060-0033
F5 EFI/LXR	2007-08	060-0018	060-0033
F5 LXR	2010-12	060-0018	060-0033
F570	2008	060-0018	060-0033
F570	2010-14	060-0018	060-0033
F6 EFI/LXR/SNO PRO	2007-08	060-0018	060-0033
F6 SNO PRO	2010-11	060-0018	060-0033
F8 EFI/LXR/SNO PRO	2009	060-0017	060-0032
F8 EFI/LXR/SNO PRO	2007-08	060-0018	060-0033
F8 EFI/LXR/SNO PRO	2010-11	060-0018	060-0033
FIRECAT 500/F5/SNO PRO	2003-06	060-0017	060-0032
FIRECAT 600/ EFI	2004-06	060-0017	060-0032
FIRECAT 700 / EFI /F7	2003-06	060-0017	060-0032
JAG	1995-97	060-0017	060-0032
JAG 340/440	1992-99	060-0017	060-0032
JAG DELUXE	1992-99	060-0017	060-0032
JAGUAR Z1 1100 EFI(ALL)	2007-08	060-0018	060-0033
KING CAT 900	2004-06	060-0017	060-0032
LYNX 2000/LT	2015-19	060-0018	060-0033
M5, M6, M7	2005-06	060-0017	060-0032
MOUNTAIN CAT	2003-04	060-0017	060-0032
MOUNTAIN CAT 1000	2001-02	060-0018	060-0033

Model	Year	Round	Square
Arctic Cat™			
MOUNTAIN CAT 500 / EFI	2001-02	060-0018	060-0033
MOUNTAIN CAT 570	2002-03	060-0018	060-0033
MOUNTAIN CAT 600 EFI / LE	2001-03	060-0018	060-0033
MOUNTAIN CAT 600 VEV	2001	060-0018	060-0033
MOUNTAIN CAT 800 / EFI / LE	2001-03	060-0018	060-0033
MOUNTAIN CAT 900	2003	060-0018	060-0033
NORSEMAN 3000	2018	060-0018	060-0033
NORSEMAN 6000 ES	2018	060-0018	060-0033
PANTERA	1992-93	060-0017	060-0032
PANTERA 1000	2000-01	060-0018	060-0033
PANTERA 3000	2016-18	060-0018	060-0033
PANTERA 550	2002-05	060-0018	060-0033
PANTERA 580 / EFI	1998-01	060-0018	060-0033
PANTERA 600 EFI	2002-05	060-0018	060-0033
PANTERA 6000 ES	2018	060-0018	060-0033
PANTERA 7000/LTD	2015-19	060-0018	060-0033
PANTERA 800	1998-99	060-0018	060-0033
PANTERA 800 EFI	2002-04	060-0018	060-0033
PANTHER	1992-93	060-0017	060-0032
PANTHER 340	1999-00	060-0018	060-0033
PANTHER 370 / R	2001	060-0018	060-0033
PANTHER 370 / R	2003-08	060-0018	060-0033
PANTHER 440	1998-02	060-0018	060-0033
PANTHER 550	1999-01	060-0018	060-0033
PANTHER 570 ESR	2002-07	060-0018	060-0033
PANTHER 660 TOURING	2006-08	060-0018	060-0033
PANTHER 660 TRAIL	2006-07	060-0018	060-0033
POWDER EXTREME	1998	060-0018	060-0033
POWDER (ALL)	2000	060-0018	060-0033
POWDER SPECIAL (ALL)	1998-00	060-0017	060-0032
POWDER SPECIAL 500 EFI	2000	060-0018	060-0033
POWDER SPECIAL 600 / EFI / LE	1998/00	060-0018	060-0033
POWDER SPECIAL 700/LE	2000	060-0018	060-0033
PROWLER EFI	1992-94	060-0017	060-0032
PUMA	1995-97	060-0017	060-0032
PUMA DELUXE	1994-97	060-0017	060-0032
SABERCAT 500/600/700 (ALL)	2004-06	060-0017	060-0032
SNO PRO 600	2013	060-0017	060-0032
SUPER JAG	1992	060-0017	060-0032
T500	2008	060-0018	060-0033
T500 TOURING	2009	060-0018	060-0033
T570/TOURING	2008-14	060-0018	060-0033
T660 TOURING	2004-08	060-0018	060-0033
T660 TURBO / ST	2005-06	060-0018	060-0033
T660 TURBO TOURING	2004-07	060-0018	060-0033
T660 TURBO TRAIL	2004-07	060-0018	060-0033
THUNDERCAT	1993-01	060-0017	060-0032
THUNDERCAT M.C.	1997-02	060-0018	060-0033
TOURING	1992-94	060-0017	060-0032
TRIPLE TOURING	1999-01	060-0018	060-0033
TZ1 (ALL)	2009-14	060-0018	060-0033
WILDCAT (ALL)	1992-96	060-0017	060-0032
XF 6000 SNO PRO	2015	060-0017	060-0032
XF 7000 CROSSTOUR	2016-18	060-0018	060-0033

SUSPENSION SLIDE SPRING RETAINER

Continued from previous page



See Page 355 for Images, Code and Keyword

Model	Year	Round	Square
Arctic Cat™			
XF 7000 SNO PRO	2014	060-0017	060-0032
XF 8000 SNO PRO	2014	060-0017	060-0032
XF 9000 CROSSTOUR	2018	060-0018	060-0033
Z 370	1999-05	060-0017	060-0032
Z 370 / LX	2004-07	060-0018	060-0033
Z 400	1997	060-0018	060-0033
Z 440	1992-96	060-0017	060-0032
Z 440	1997-99	060-0018	060-0033
Z 440 / ES / ESR / SNO PRO	1999-05	060-0017	060-0032
Z 440 LX	2004-06	060-0018	060-0033
Z 570 / LX	2004-07	060-0018	060-0033
Z 570 ESR	2002-05	060-0017	060-0032
Z 570 SS	2002	060-0018	060-0033
Z1 1100 EFI LXR	2009	060-0017	060-0032
Z1 1100 EFI/LXR	2010	060-0018	060-0033
Z1 TURBO / LXR	2009	060-0017	060-0032
Z1/TURBO (ALL)	2010-11	060-0018	060-0033
ZL (ALL)	1997-03	060-0018	060-0033
ZR 2K	2000	060-0017	060-0032
ZR 3000 LXR	2017	060-0017	060-0032
ZR 4000 LXR	2016-17	060-0017	060-0032
ZR 440	1995-98	060-0017	060-0032
ZR 440 SNOPRO	1998-05	060-0017	060-0032
ZR 440, 500, 600, EFI	1997-02	060-0017	060-0032
ZR 440, 580, 700	1993-00	060-0017	060-0032
ZR 500 EFI	2001-02	060-0018	060-0033
ZR 5000 LXR	2015-16	060-0017	060-0032

Model	Year	Round	Square
Arctic Cat™			
ZR 600 / EFI	2002	060-0018	060-0033
ZR 6000 EL TIGRE ES	2014-18	060-0017	060-0032
ZR 6000 ES	2018	060-0017	060-0032
ZR 6000 LTD/LXR/SNO PRO	2015-18	060-0017	060-0032
ZR 6000 R SX	2015-18	060-0017	060-0032
ZR 6000 RR ES	2017	060-0017	060-0032
ZR 700,LE	2000	060-0017	060-0032
ZR 7000 LTD/EL TIGRE/LXR	2016-17	060-0017	060-0032
ZR 7000 SNO PRO	2014-16	060-0017	060-0032
ZR 800	2001-02	060-0017	060-0032
ZR 800 EFI	2002-03	060-0018	060-0033
ZR 800 EFI SNOPRO	2002-04	060-0017	060-0032
ZR 800 LE	2001	060-0017	060-0032
ZR 8000 EL TIGRE ES	2017-18	060-0017	060-0032
ZR 8000 ES	2018	060-0017	060-0032
ZR 8000 LTD ES	2016-18	060-0017	060-0032
ZR 8000 LXR ES	2015-17	060-0017	060-0032
ZR 8000 RR ES	2017-18	060-0017	060-0032
ZR 8000 SNO PRO	2014-18	060-0017	060-0032
ZR 900	2003-06	060-0018	060-0033
ZR 900 SNOPRO	2003-06	060-0017	060-0032
ZR 9000 LTD	2016-17	060-0017	060-0032
ZR 9000 LXR	2014	060-0017	060-0032
ZR 9000 RR	2017	060-0017	060-0032
ZR 9000 SNO PRO	2014-17	060-0017	060-0032
ZRT 600, 800	1995-02	060-0017	060-0032

SPRING RETAINERS



Part No.	Code	Keyword
074-0010	B	16

OEM# 5434334
 Big Hole:16.9mm, Small Hole: 5.3mm,
 W: 33.2/57.2mm , H: 21.2/25/32.1mm.
 Inside Width: 9.9mm.
 w/Cold Resistance -30°C ~ -40°C Degree,
 w/ Impact Resistance.
 2pcs Per Machine.

Model	Year
Polaris™	
550 ADVENTURE	2017-19
550 INDY ADVENTURE	2015-22
550 IQ LXT	2011-13
550 SHIFT	2011-13
550 VOYAGEUR	2017-22
600 AXYS INDY ADVENTURE	2021
600 AXYS INDY XC	2021
600 AXYS SWITCHBACK ASSAULT	2021

Model	Year
Polaris™	
600 CLEANFIRE SWITCHBACK	2007
600 DRAGON	2009
600 INDY ADVENTURE	2020
600 INDY SP/XC	2019-22
600 INDY VOYAGEUR	2015-16
600 INDY XCR	2021
600 IQ LXT	2011-15
600 IQ TOURING	2008-10
600 IQ WIDETRAK	2010-17
600 RMK	2002-20
600 RMK SHIFT	2009
600 SWITCHBACK	2004-07
600 SWITCHBACK ASSAULT	2014-20
600 SWITCHBACK SP	2017-19
600 VOYAGEUR	2014-21
650 INDY ADVENTURE	2022
650 MATRYX INDY VR1	2021-22
650 MATRYX INDY XC	2021-22
650 MATRYX SWITCHBACK ASSAULT	2021-22
650 VOYAGEUR	2022
700 EDGE RMK	2003
700 RMK	2002-10
700 SKS	2003
700 SWITCHBACK	2004
800 ASSAULT RMK	2009-10
800 AXYS SKS	2018-19
800 DRAGON IQ	2010

Model	Year
Polaris™	
800 DRAGON RMK	2007-10
800 INDY ADVENTURE	2020
800 INDY XC	2019-20
800 MILITARY TITAN XC	2018-19
800 RMK	2002-05
800 INDY XCR	2020
800 RMK	2009-10
800 RMK SHIFT	2009
800 SKS	2003/2020
800 SWITCHBACK	2004-05
800 SWITCHBACK ASSAULT	2011-20
800 TITAN SP/ADVENTURE/XC	2018-21
850 INDY ADVENTURE	2020-22
850 INDY XC/XCR	2019-21
850 MATRYX INDY VR1	2021-22
850 MATRYX INDY XC	2021-22
850 MATRYX SWITCHBACK ASSAULT	2021-22
850 SKS	2019-21
850 SWITCHBACK ASSAULT	2019-20
900 RMK	2005-06
900 SWITCHBACK	2005-06
FS/FST/IQ TOURING	2008-10
FST /IQ SWITCHBACK	2006-07
IQ TURBO LXT	2011-14
IQ WIDETRAK	2009
MILITARY FS WIDETRAK	2012
TRAIL RMK	2004-10

SPRING RETAINERS



Part No. Code Keyword
072-0011 B 16

OEM# 503-1889-33 / 503-1896-57 / 572-0566-00
 Big Hole:19.6/20.4mm, Small Hole:12.5/18.3mm,
 W: 51.7mm, H:23.2mm
 w/Cold Resistance - 30°C ~ -40°C Degree,
 w/Impact Resistance.
 2pcs Per Machine.

Model	Year
Ski-Doo™	
EXPEDITION 550F	2005
FORMULA Z 670	1999
FORMULA /DELUXE 380F	1999-02
FORMULA /DELUXE 500 /F	1997-01
FORMULA /DELUXE 583	1997-99
FORMULA /DELUXE 600	2000-01
FORMULA /DELUXE 700	2000-01
FORMULA III /LT	1997
FORMULA III 600	1998-99
FORMULA III 700 /R	1998-00
FORMULA III 800	1999-00
FORMULA S	1996-00

Model	Year
Ski-Doo™	
FORMULA SL	1996-99
FORMULA SS/SLS/STX	1996
FORMULA Z	1996-97
FORMULA Z 583	1998-99
FORMULA Z 600	2000
FORMULA Z 700	2000
GRAND TOURING 380F	2002-03
GRAND TOURING 500	1996-03
GRAND TOURING 550F	2003
GRAND TOURING 583	1996-99
GRAND TOURING 600	2000-03
GRAND TOURING 700	1998-03
GRAND TOURING 800	2002-03
GRAND TOURING SE	1997-01
GRAND TOURING V-1000	2003
GSX 380F	2005
GSX 500SS	2004-05
GSX 550F	2005
GSX 600	2004-05
GSX 800	2004-05
GTX 380F	2005
GTX 500SS	2005
GTX 550F	2005
GTX 600	2005
GTX 800	2005
LEGEND 380F	2002-04
LEGEND 500	2002-03
LEGEND 500F	2002
LEGEND 500SS	2004
LEGEND 550F	2003-04
LEGEND 600	2002-04
LEGEND 700	2002-04
LEGEND 800	2002-04

Model	Year
Ski-Doo™	
LEGEND V-1000	2003-05
MACH 1 /R	1997-00
MACH Z /LT/R	1997-03
MXZ 380F	2001-05
MXZ 440F	1996-01
MXZ 500 /SB	1998-03
MXZ 500F	2001-02
MXZ 500SS	2004-05
MXZ 550F	2003-05
MXZ 583	1996-98
MXZ 600 (ALL)	1999-05
MXZ 670	1996-99
MXZ 700 /SB	1999-03
MXZ 800 (ALL)	2000-05
MXZ X 440 L/C	1997-04
SKANDIC 380	1996-00
SKANDIC 500	1996-00
SKANDIC 500F	2003
SKANDIC 550F	2004
SUMMIT 1000	2005
SUMMIT 500	1996-99
SUMMIT 500F	2001-03
SUMMIT 550F	2003-05
SUMMIT 583	1997-98
SUMMIT 600	1999-05
SUMMIT 670 /X	1996-99
SUMMIT 700	1999-03
SUMMIT 800	2001-05
TOURING 380F	2001
TOURING 500 L/C	2000
TOURING 500F	2001
TOURING E/LE/SLE	1996-00

SUSPENSION DAMPNER



Part No. Code Keyword
071-0100 B 16

OEM# 0104-631, 8JM-G7456-00-00

Model	Year
Arctic Cat™	
600 SNO PRO	2010
BEARCAT 3000 LT	2016-17
BEARCAT 340	1999-00
BEARCAT 440 I	2000
BEARCAT 440 II	2000
BEARCAT WIDE TRACK	2000-02
CF1000 LE SNO PRO	2009
CF6 EFI	2010
CF8 LE	2010
CF8 LTD SNO PRO	2011
COUGAR MOUNTAIN CAT	1997
EXT POWDER SPECIAL	1995
F 1100 (ALL)	2012-13
F 1100 TURBO (ALL)	2012-13
F 800 (ALL)	2012-13
FIRECAT 500	2004
FIRECAT 600 EFI	2004-05
FIRECAT 600 EFI EXT	2005
FIRECAT 700 EFI EXT	2004
JAG	1997
JAG 340 DLX	1999

Model	Year
Arctic Cat™	
M 1100 TURBO (ALL)	2012-13
M 800 HCR	2013
M 8000 LTD ES	2017-19
M1000 EFI SNO PRO	2008
M1000 SNO PRO	2011
M6 EFI	2010
M8 (ALL)	2008-10
PANTERA	1995
PANTERA 3000	2016-17
PANTERA 7000 LTD	2017
SABERCAT 600 EFI EXT	2005
SABERCAT 700 EFI LX	2005
SNO PRO 600 CROSS COUNTRY	2013
WILDCAT MOUNTAIN CAT	1995
XF 1100 LXR	2012-13
XF 1100 TURBO	2012-13
XF 6000 (ALL)	2015-19
XF 7000 (ALL)	2016
XF 800 (ALL)	2012-13
XF 8000	2015-19
XF 9000 (ALL)	2016-19
Z 370	2001-02
Z 440	2000-02
Z 570	2002
ZR 3000 LXR	2017
ZR 4000 (ALL)	2016-17
ZR 5000 LXR	2016-17
ZR 6000 (ALL)	2016-19
ZR 7000 (ALL)	2016-18
ZR 8000 (ALL)	2016-19
ZR 9000 (ALL)	2016-19
Yamaha™	
SR VIPER L TX DX	2015
SR VIPER M TX	2015
SR VIPER M-TX SE	2015
SR VIPER S-TX DX	2015
SR VIPER X TX LE	2015
SR VIPER X TX SE	2015
SRX 120	2015



Part No. Code Keyword
072-0100 B 16

OEM# 503-1935-04

Model	Year
Ski-Doo™	
BACKCOUNTRY 600 EFI	2021
BACKCOUNTRY 600R ETEC	2019-21
BACKCOUNTRY 850 ETEC	2019-21
GRAND TOURING 600 ACE	2020-21
GRAND TOURING 600R ETEC	2020-21
GRAND TOURING 900 ACE	2019-21
GRAND TOURING 900 ACE TURBO	2020
RENEGADE 600 CARB	2016-17
RENEGADE 600HO ETEC	2016-17
RENEGADE 850 ETEC	2018
RENEGADE800R ETEC	2016-17
SUMMIT 600 CARB	2016-20
SUMMIT 600HO ETEC	2014-18
SUMMIT 600R ETEC	2020-21
SUMMIT 800R ETEC (ALL)	2013-17
SUMMIT 800R PTEK	2014-16
SUMMIT 850 ETEC	2018-21

TERMS & INDEX
 NEW
 HELMETS
 HELMET ACCESSORIES
 APPAREL
 ACCESSORIES
 TRACKS & SUSPENSION
 STEERING
 TRANS MISSION
 PLOW & WINCH
 WIND SHIELDS
 BRAKES & CARB.
 ENGINE PARTS
 ELECTRICAL
 TRAILER
 CHEMICALS
 TECH & TOOLS
 P.O.P

FRONT ARM REPAIR KIT

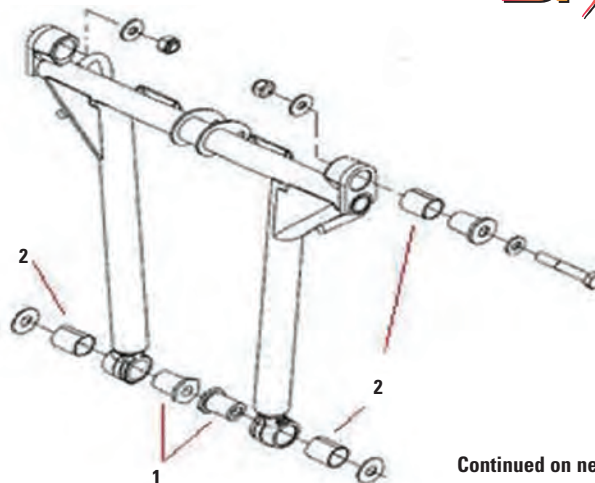


Part No.	Code	Keyword
072-0001	B	16B

Part	Description	QTY
1	BUSHING	2
2	BUSHING	2



WILL FIT ALL SC5 & R MOTION 2006-2016



Continued on next page

Model	Year
Ski-Doo™	
FREERIDE 137 & 146 & 154 800RETEC XP - REAR SUSP FRONT ARM AND BASE 137"	2012
FREERIDE 137, 146, 154, 800RE XP - REAR SUSP 137	2013
FREERIDE 137, 800RE XM RS - REAR SUSP 137	2014
FREERIDE 154R, 800RE XP - REAR SUSP	2013
FREERIDE 800RETEC XM-RS, 137 - REAR SUSP 137	2015
FREESTYLE 300	2006
FREESTYLE 300F - FRONT ARM	2006
FREESTYLE PARK 550F - FRONT ARM	07-08
FREESTYLE SESSION 300F - FRONT ARM	07-08
FREESTYLE SESSION 550F - FRONT ARM	2007
GRAND TRNG LE & SE 1200 XR - FRONT ARM LE 137"	2011
GRAND TRNG LE & SE 1200 XR - FRONT ARM SE 137"	2011
GRAND TRNG LE & SE 1200 XR - REAR SUSP FRONT ARM AND BASE	2012
GRAND TRNG LE & SE 1200 XR - REAR SUSP LE	2013
GRAND TRNG LE 1200 XR137 - REAR SUSP LE	2015
GRAND TRNG LE 12004TEC XR - REAR SUSP LE 1200	2014
GRAND TRNG LE 600HO ETEC XR - FRONT ARM	2011
GRAND TRNG LE 600HOE XR - REAR SUSP	2013
GRAND TRNG LE 600HOE XR - REAR SUSP LE 600HOE	2014
GRAND TRNG LE 600HOETEC XR - REAR SUSP FRONT ARM AND BASE	2012
GRAND TRNG LE 600HOETEC XR137 - REAR SUSP	2015
GRAND TRNG LE 900 ACE XR - REAR SUSP	2014
GRAND TRNG LE 900ACE XS137 - REAR SUSP	2015
GRAND TRNG SE 1200 XR137 - REAR SUSP SE	2015
GRAND TRNG SE 12004TEC XR - REAR SUSP SE	2014
GRAND-TRNG LE 1200 - FRONT ARM 1, LE	2010
GRAND-TRNG LE 600HO ETEC - FRONT ARM 1, LE	2010
GRAND-TRNG SE 1200 - FRONT ARM 2, SE	2010
GSX 380F - FRONT ARM GSX	2006
GSX 500SS - FRONT ARM	2006
GSX 550F - FRONT ARM	07-08
GSX 550F - FRONT ARM GSX	2006
GSX 600 HO SDI - FRONT ARM	2006
GSX 800 HO - FRONT ARM	2006
GSX FAN - FRONT ARM	2009
GSX LE & SE 1200 XR - FRONT ARM LE 120"	2011
GSX LE & SE 1200 XR - FRONT ARM SE 137"	2011
GSX LE & SE 1200 XR - REAR SUSP (LE) FRONT ARM AND BASE	2012
GSX LE & SE 1200 XR - REAR SUSP (SE) FRONT ARM AND BASE	2012
GSX LE & SE 1200 XR - REAR SUSP LE	2013
GSX LE & SE 1200 XR - REAR SUSP SE	2013
GSX LE 1200 - FRONT ARM 1, LE	2010
GSX LE 1200 XR137 - REAR SUSP LE	2015
GSX LE 12004TEC XR - REAR SUSP LE	2014
GSX LE 600HO ETEC - FRONT ARM	2010
GSX LE 600HO ETEC XP - FRONT ARM	2011
GSX LE 600HOE XP - REAR SUSP	2013
GSX LE 600HOE XS - REAR SUSP	2014
GSX LE 600HOETEC XP - REAR SUSP FRONT ARM AND BASE	2012
GSX LE 600HOETEC XS120 - REAR SUSP	2015
GSX LE 900ACE XS - REAR SUSP	2014
GSX LE 900ACE XS120 - REAR SUSP	2015

Model	Year
Ski-Doo™	
GSX LIMITED 1200 4-TEC - FRONT ARM	2009
GSX LIMITED 600 H.O. E-TEC - FRONT ARM	2009
GSX LTD 600 HO SDI - FRONT ARM	07-08
GSX LTD 800 HO PTEK - FRONT ARM	2007
GSX LTD 800R - FRONT ARM	2008
GSX LTD TRNG 600 HO SDI - FRONT ARM	2008
GSX SE 1200 - FRONT ARM 2, SE	2010
GSX SE 1200 XR137 - REAR SUSP SE	2015
GSX SE 12004TEC XR - REAR SUSP SE	2014
GSX SE 600HOE - REAR SUSP	2013
GSX SE 600HOE XR - REAR SUSP SE	2014
GSX SE 600HOETEC - REAR SUSP FRONT ARM AND BASE	2012
GSX SE 600HOETEC XR137 - REAR SUSP	2015
GSX SE 800RE XR - REAR SUSP	2013
GSX SE 800RE XR - REAR SUSP SE	2014
GSX SE 800RETEC XR - REAR SUSP FRONT ARM AND BASE	2012
GSX SE 800RETEC XR137 - REAR SUSP	2015
GSX 500 SPORT	2006
GSX 550F	2006-07
GSX 600 LIMITED SDI	2006
GSX 600 SPORT SDI	2006
GSX 800 LIMITED	2006
GSX LTD 800 HO PTEK	2007
GSX SPORT 500SS - FRONT ARM	07-09
GSX SPORT 550F - FRONT ARM	2010
GSX SPORT 600 - FRONT ARM 500SS	2010
GSX SPORT 600 HO SDI	2006
GSX SPORT 600 HO SDI - FRONT ARM	2007
GTX 500 SPORT	2006
GTX 600 SPORT	2006
GTX 800 LIMITED	2006
GTX LTD 600 HO SDI	2007
GTX LTD 800 HO PTEK	2007
GTX SPORT 500 SS	2007
GTX 500SS - FRONT ARM SPORT	2006
GTX SPORT 600 HO SDI	2007
GTX 600 HO SDI - FRONT ARM LTD	2006
GTX 600 HO SDI - FRONT ARM SPORT	2006
GTX 800 HO - FRONT ARM LTD	2006
GTX LE 1200 4-TEC - FRONT ARM	2009
GTX LE 600 H.O. E-TEC - FRONT ARM	2009
GTX LTD 600 HO SDI - FRONT ARM	07-08
GTX LTD 800 HO PTEK - FRONT ARM	2007
GTX SE 1200 4-TEC - FRONT ARM	2009
GTX SPORT 500 SS - FRONT ARM	07-09
GTX SPORT 600 HO SDI - FRONT ARM	07-08
LEGEND TRAIL V800 - FRONT ARM TRAIL	2007
MACH Z 1000 SDI	2005
MACH Z 1000 X SDI	2006
MACH Z 1000 SDI - FRONT ARM	2005
MACH Z 1000 ADRENALINE SDI	2006
MACH Z 1000 SDI ADRENALINE & X - FRONT ARM	2006
MACH Z ADRENALINE - FRONT ARM	2007

FRONT ARM REPAIR KIT

Continued from previous page



Part No. Code Keyword
072-0001 B 16B

Model	Year
Ski-Doo™	
MACH Z X - FRONT ARM	2007
MX Z 1000 SDI RENEGADE RT - FRONT ARM	2007
MX Z 1000 SDI RENEGADE X - FRONT ARM	2006
MX Z 380 FAN	2006
MX Z 380F - FRONT ARM MX Z	2006
MX Z 440 RACING - FRONT ARM	2006
MX Z 440X RACING	2007
MX Z 440X RACING - FRONT ARM	2007
MX Z 500 TRAIL	2006
MX Z 500SS TRAIL & ADRENALINE - FRONT ARM	2006
MX Z 50TH ANNIVERSARY - FRONT ARM	2009
MX Z 550F	2006-07
MX Z 550F - FRONT ARM	07-08
MX Z 550F - FRONT ARM MX Z	2006
MX Z 550X	2007
MX Z 550X - FRONT ARM	07-09
MX Z 550X - FRONT ARM MX Z	2006
MX Z 600 ADRENALINE	2006
MX Z 600 ADRENALINE SDI	2006
MX Z 600 HO ALL	2005
MX Z 600 HO ADRENALINE - FRONT ARM	2006
MX Z 600 HO SDI ADRENALINE & X - FRONT ARM	2006
MX Z 600 HO SDI ADRENALINE & X - FRONT ARM X	2005
MX Z 600 HO SDI RENEGADE & RENEGADE X - FRONT ARM	2006
MX Z 600 HO TRAIL & ADRENALINE & X - FRONT ARM X	2005
MX Z 600RS - FRONT ARM	2008
MX Z 600 RENEGADE SDI	2006
MX Z 600 RENEGADE X	2006
MX Z 600 X	2006
MX Z 800 ADRENALINE	2006
MX Z 800 HO ADRENALINE	2005
MX Z 800 HO ADRENALINE & X - FRONT ARM	2006
MX Z 800 HO ADRENALINE & X - FRONT ARM X	2005
MX Z 800 HO X	2005
MX Z 800 RENEGADE	2006
MX Z 800 RENEGADE X	2006
MX Z 800 HO RENEGADE & RENEGADE X - FRONT ARM	2006
MX Z ADRENALINE 1200 - FRONT ARM	2010
MX Z ADRENALINE 500SS	2007
MX Z ADRENALINE 500SS - FRONT ARM	2007
MX Z ADRENALINE 600 H.O. E-TEC - FRONT ARM	2009
MX Z ADRENALINE 600 HO - FRONT ARM	2007
MX Z ADRENALINE 600 HO SDI - FRONT ARM	07-08
MX Z ADRENALINE 600HO ETEC - FRONT ARM	2010
MX Z ADRENALINE 800 HO PTEK	2007
MX Z ADRENALINE 800 HO PTEK - FRONT ARM	2007
MX Z ADRENALINE 800R - FRONT ARM	2008
MX Z ADRENALINE 800R POWER T.E.K. - FRONT ARM	2009
MX Z ADRENALINE 800R PTEK - FRONT ARM	2010
MX Z BLIZZARD 600 HO SDI - FRONT ARM	2007
MX Z BLIZZARD 800HO	2007
MX Z BLIZZARD 800 HO PTEK - FRONT ARM	2007
MX Z RENEGADE 1200 4-TEC - FRONT ARM	2009
MX Z RENEGADE 600HO	2007
MX Z RENEGADE 600 H.O. E-TEC - FRONT ARM	2009
MX Z RENEGADE 600 HO SDI - FRONT ARM	2007
MX Z RENEGADE 600 HO SDI - FRONT ARM RENEGADE	2008
MX Z RENEGADE 800 HO PTEK - FRONT ARM	2007
MX Z RENEGADE 800R - FRONT ARM RENEGADE	2008
MX Z RENEGADE 800R POWER T.E.K. - FRONT ARM	2009
MX Z RENEGADE X 1200 4-TEC - FRONT ARM	2009
MX Z RENEGADE X 600 H.O. E-TEC - FRONT ARM	2009
MX Z RENEGADE X 600 HO SDI - FRONT ARM	2007
MX Z RENEGADE X 600 HO SDI - FRONT ARM RENEGADE X	2008
MX Z RENEGADE X 800 HO PTEK - FRONT ARM	2007
MX Z RENEGADE X 800R - FRONT ARM RENEGADE X	2008
MX Z RENEGADE X 800R POWER T.E.K. - FRONT ARM	2009
MX Z 1000 SDI RENEGADE RT	2007
MX Z SPORT 600 - FRONT ARM	10-11
MX Z TNT 1200 - FRONT ARM	2010
MX Z TNT 1200 4-TEC - FRONT ARM	2009

Model	Year
Ski-Doo™	
MX Z TNT 500SS - FRONT ARM	08-09
MX Z TNT 550F - FRONT ARM	2010
MX Z TNT 600 - FRONT ARM	10-11
MX Z TNT 600 H.O. E-TEC - FRONT ARM	2009
MX Z TNT 600 H.O. E-TEC (MJ9A, EARLY EDITION) - FRONT ARM	2009
MX Z TNT 600HO ETEC - FRONT ARM	2011
MX Z TNT 800R ETEC - FRONT ARM	2011
MX Z TNT 800R PTEK - FRONT ARM	2011
MX Z TRAIL - FRONT ARM	2009
MX Z TRAIL 500SS	2007
MX Z TRAIL 500SS - FRONT ARM	2007
MX Z TRAIL 500SS - FRONT ARM	2008
MX Z X 1200 - FRONT ARM	2010
MX Z X 1200 4-TEC - FRONT ARM	2009
MX Z X 440 RACING	2005
MX Z X 440 RACING - FRONT ARM	2005
MX Z X 550 FAN	2006
MX Z X 600 SDI	2006
MX Z X 600 H.O. ETEC - FRONT ARM	2009
MX Z X 600 HO SDI - FRONT ARM	07-08
MX Z X 600HO ETEC - FRONT ARM	10-11
MX Z X 600RS - FRONT ARM 1	09-11
MX Z X 600RS - REAR SUSP ARM	2012
MX Z X 800 HO PTEK - FRONT ARM	2007
MX Z X 800R - FRONT ARM	2008
MX Z X 800R ETEC - FRONT ARM	10-11
MX Z X 800R PTEK - FRONT ARM	09-10
MX Z X-RS 600HO ETEC - FRONT ARM	10-11
MX Z X-RS 800R ETEC - FRONT ARM	2011
MX Z X-RS 800R PTEK - FRONT ARM	2010
MX Z XRS 600 HO SDI - FRONT ARM	2007
MX Z XRS 800 HO PTEK - FRONT ARM	2007
MXZ IRON DOG 600HO E-TEC - REAR SUSP	2015
MXZ SPORT 550F XP - REAR SUSP	13-14
MXZ SPORT 550F XP-FAN - FRONT ARM	2011
MXZ SPORT 550F XP-FAN - REAR SUSP FRONT ARM AND BASE	2012
MXZ SPORT 600 ACE (4-TEMPS) XP - REAR SUSP	2013
MXZ SPORT 600 REV-XP - REAR SUSP	2014
MXZ SPORT 600 XP - REAR SUSP	2013
MXZ SPORT 600 XP120 - REAR SUSP	2015
MXZ SPORT 600ACE - FRONT ARM	2011
MXZ SPORT 600ACE LFF - REAR SUSP FRONT ARM AND BASE	2012
MXZ SPORT 600ACE XP - REAR SUSP	2014
MXZ SPORT 600ACE XS120 - REAR SUSP	2015
MXZ TNT & SPORT 600 XP - REAR SUSP FRONT ARM AND BASE	2012
MXZ TNT 1200 XR120 - REAR SUSP	2015
MXZ TNT 12004TEC XR - REAR SUSP TNT RMOTION	2014
MXZ TNT 550F XP-FAN - FRONT ARM	2011
MXZ TNT 550F XP-FAN - REAR SUSP FRONT ARM AND BASE	2012
MXZ TNT 600ACE - FRONT ARM	2011
MXZ TNT 600ACE LFF - REAR SUSP FRONT ARM AND BASE	2012
MXZ TNT 600HOE XP - REAR SUSP	2013
MXZ TNT 600HOE XS - REAR SUSP	2014
MXZ TNT 600HOETEC - REAR SUSP FRONT ARM AND BASE	2012
MXZ TNT 600HOETEC XS120 - REAR SUSP	2015
MXZ TNT 800RETEC XP - REAR SUSP FRONT ARM AND BASE	2012
MXZ TNT 800RETEC XS - REAR SUSP	13-14
MXZ TNT 800RETEC XS120 - REAR SUSP	2015
MXZ TNT 900ACE XS - REAR SUSP	2014
MXZ TNT 900ACE XS120 - REAR SUSP	2015
MXZ X & TNT 1200 XR - FRONT ARM	2011
MXZ X & TNT 1200 XR - REAR SUSP (TNT) FRONT ARM AND BASE	2012
MXZ X & TNT 1200 XR - REAR SUSP FRONT ARM AND BASE	2012
MXZ X & TNT 1200 XR - REAR SUSP MX Z X WITHOUT ADJUST SYSTEM	2013
MXZ X & TNT 1200 XR - REAR SUSP MXZ TNT	2013
MXZ X & TNT 1200 XR - REAR SUSP MX Z WITH ADJUST SYSTEM	2013
MXZ X 1200 XR120 - REAR SUSP RMOTION	2015
MXZ X 1200 XR120 - REAR SUSP RMOTION ADJUST SYSTEM	2015
MXZ X 12004TEC XR - REAR SUSP X 1200, RMOTION	2014
MXZ X 600HOE - REAR SUSP WITH ADJUST SYSTEM	2013
MXZ X 600HOE - REAR SUSP WITHOUT ADJUST SYSTEM	2013

TERMS & INDEX

NEW

HELMETS

HELMET ACCESSORIES

APPAREL

ACCESSORIES

TRACKS & SUSPENSION

STEERING

TRANS MISSION

PLOW & WINCH

WIND SHIELDS

BRAKES & CARB.

ENGINE PARTS

ELECTRICAL

TRAILER

CHEMICALS

TECH & TOOLS

P.O.P

FRONT ARM REPAIR KIT

Continued from previous page



Part No. Code Keyword
072-0001 B 16B

Model	Year
Ski-Doo™	
MXZ X 600HOE XS - REAR SUSP RMOTION W ADJ KIT	2014
MXZ X 600HOE XS - REAR SUSP X 600HO, 800R, RMOTION	2014
MXZ X 600HOETEC - REAR SUSP FRONT ARM AND BASE	2012
MXZ X 600HOETEC XS120 - REAR SUSP RMOTION	2015
MXZ X 600HOETEC XS120 - REAR SUSP RMOTION ADJUST SYSTEM	2015
MXZ X 600RS XP - REAR SUSP	2013
MXZ X 600RS XS RS - REAR SUSP	2014
MXZ X 800RE XS - REAR SUSP WITH ADJUST SYSTEM	2013
MXZ X 800RE XS - REAR SUSP WITHOUT ADJUST SYSTEM	2013
MXZ X 800RETEC XP - REAR SUSP FRONT ARM AND BASE	2012
MXZ X 800RETEC XS - REAR SUSP RMOTION W ADJ KIT	2014
MXZ X 800RETEC XS - REAR SUSP X 600HO, 800R, RMOTION	2014
MXZ X 800RETEC XS120 - REAR SUSP RMOTION	2015
MXZ X 800RETEC XS120 - REAR SUSP RMOTION ADJUST SYSTEM	2015
MXZ X-RS 600HOE XS RS - REAR SUSP	14-15
MXZ X-RS 600HOE XS RS - REAR SUSP RMOTION W ADJ KIT	2014
MXZ X-RS 800RETEC XS RS - REAR SUSP	2014
MXZ X-RS 800RETEC XS RS - REAR SUSP RMOTION W ADJ KIT	2014
MXZ XRS 600HOE - REAR SUSP WITH ADJUST SYSTEM	2013
MXZ XRS 600HOE - REAR SUSP WITHOUT ADJUST SYSTEM_600HOETEC	2013
MXZ XRS 600HOETEC - REAR SUSP FRONT ARM AND BASE	2012
MXZ XRS 600HOETEC XS-RS120 - REAR SUSP RMOTION	2015
MXZ XRS 600HOETEC XS-RS120 - REAR SUSP RMOTION ADJUST SYSTEM	2015
MXZ XRS 800RE XP - REAR SUSP WITH ADJUST SYSTEM	2013
MXZ XRS 800RE XP - REAR SUSP WITHOUT ADJUST SYSTEM	2013
MXZ XRS 800RETEC XP - REAR SUSP FRONT ARM AND BASE	2012
MXZ XRS 800RETEC XS-RS120 - REAR SUSP RMOTION	2015
MXZ XRS 800RETEC XS-RS120 - REAR SUSP RMOTION ADJUST SYSTEM	2015
RENEGADE ADRENALINE 1200 - FRONT ARM	2010
RENEGADE ADRENALINE 1200 4TEC XR - REAR SUSP ADR	2014
RENEGADE ADRENALINE 1200 XR137 - REAR SUSP	2015
RENEGADE ADRENALINE 600HO ETEC - FRONT ARM	10-11
RENEGADE ADRENALINE 600HOE - REAR SUSP	2013
RENEGADE ADRENALINE 600HOE XS - REAR SUSP	2014
RENEGADE ADRENALINE 600HOETEC - REAR SUSP FRONT ARM AND BASE	2012
RENEGADE ADRENALINE 600HOETEC XS137 - REAR SUSP	2015
RENEGADE ADRENALINE 800R ETEC - FRONT ARM	2011
RENEGADE ADRENALINE 800R PTEK - FRONT ARM	2010
RENEGADE ADRENALINE 800R PTEK - FRONT ARM	2011
RENEGADE ADRENALINE 800RE XP - REAR SUSP	2013
RENEGADE ADRENALINE 800RETEC XP - REAR SUSP FRONT ARM AND BASE	2012
RENEGADE ADRENALINE 800RETEC XS - REAR SUSP	2014
RENEGADE ADRENALINE 800RETEC XS137 - REAR SUSP	2015
RENEGADE ADRENALINE 900ACE XS - REAR SUSP	2014
RENEGADE ADRENALINE 900ACE XS137 - REAR SUSP	2015
RENEGADE BACK COUNTRY 600HOE - REAR SUSP	2013
RENEGADE BACK COUNTRY 600HOETEC - REAR SUSP FRONT ARM AND BASE	2012
RENEGADE BACK COUNTRY 800RE XP - REAR SUSP	2013
RENEGADE BACK COUNTRY 800RETEC XP - REAR SUSP FRONT ARM AND BASE	2012
RENEGADE BACK COUNTRY X 600HOE - REAR SUSP WITH ADJUST SYSTEM	2013
RENEGADE BACK COUNTRY X 600HOE - REAR SUSP WITHOUT ADJUST SYSTEM	2013
RENEGADE BACK COUNTRY X 600HOETEC - REAR SUSP FRONT ARM AND BASE	2012
RENEGADE BACK COUNTRY X 800RE XS - REAR SUSP WITH ADJUST SYSTEM	2013
RENEGADE BACK COUNTRY X 800RE XS - REAR SUSP WITHOUT ADJUST SYSTEM	2013
RENEGADE BACK COUNTRY X 800RETEC XP - REAR SUSP FRONT ARM AND BASE	2012
RENEGADE BACKCOUNTRY 600HO ETEC - FRONT ARM	2010
RENEGADE BACKCOUNTRY 600HOE XS - REAR SUSP	2014
RENEGADE BACKCOUNTRY 600HOETEC, XS137 - REAR SUSP	2015
RENEGADE BACKCOUNTRY 800R PTEK - FRONT ARM	2010
RENEGADE BACKCOUNTRY 800R PTEK - FRONT ARM	2011
RENEGADE BACKCOUNTRY 800RETEC XS - REAR SUSP	2014
RENEGADE BACKCOUNTRY 800RETEC XS137 - REAR SUSP	2015
RENEGADE BACKCOUNTRY X 600HOE XS - REAR SUSP	2014

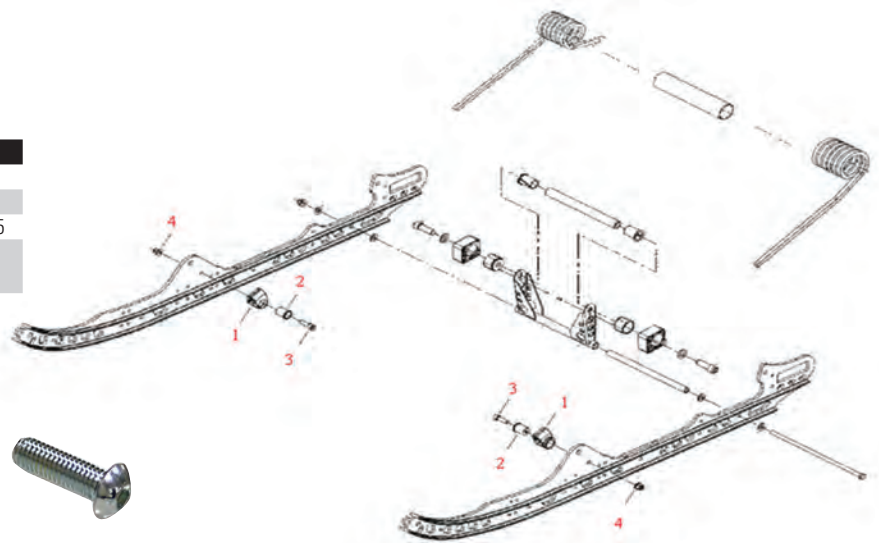
Model	Year
Ski-Doo™	
RENEGADE BACKCOUNTRY X 600HOE XS - REAR SUSP WITH ADJ KIT	2014
RENEGADE BACKCOUNTRY X 600HOETEC, XS137 - REAR SUSP RM	2015
RENEGADE BACKCOUNTRY X 600HOETEC, XS137 - REAR SUSP RMAK	2015
RENEGADE BACKCOUNTRY X 800R PTEK - FRONT ARM	2010
RENEGADE BACKCOUNTRY X 800RETEC XS - REAR SUSP	2014
RENEGADE BACKCOUNTRY X 800RETEC XS - REAR SUSP WITH ADJ KIT	2014
RENEGADE BACKCOUNTRY X 800RETEC XS137 - REAR SUSP RM	2015
RENEGADE BACKCOUNTRY X 800RETEC XS137 - REAR SUSP RMAK	2015
RENEGADE BACKCOUNTRY, BACKCOUNTRY X 600HO ETEC - FRONT ARM	2011
RENEGADE BACKCOUNTRY, BACKCOUNTRY X 800R ETEC - FRONT ARM	2011
RENEGADE SP 800R PTEK - FRONT ARM	2011
RENEGADE X & ADRENALINE 1200 XR - FRONT ARM	2011
RENEGADE X & ADRENALINE 1200 XR - REAR SUSP ADRENALINE	2013
RENEGADE X & ADRENALINE 1200 XR - REAR SUSP FRONT ARM AND BASE	2012
RENEGADE X & ADRENALINE 1200 XR - REAR SUSP X WITH ADJUST SYSTEM	2013
RENEGADE X & ADRENALINE 1200 XR - REAR SUSP X WITHOUT ADJUST SYSTEM	2013
RENEGADE X 1200 - FRONT ARM	2010
RENEGADE X 1200 XR137 - REAR SUSP RMOTION	2015
RENEGADE X 1200 XR137 - REAR SUSP RMOTION ADJUST SYSTEM	2015
RENEGADE X 12004TEC XR - REAR SUSP X	2014
RENEGADE X 12004TEC XR - REAR SUSP X WITH ADJ KIT	2014
RENEGADE X 600HO ETEC - FRONT ARM	10-11
RENEGADE X 600HOE - REAR SUSP WITH ADJUST SYSTEM	2013
RENEGADE X 600HOE - REAR SUSP WITHOUT ADJUST SYSTEM	2013
RENEGADE X 600HOE XS - REAR SUSP	2014
RENEGADE X 600HOE XS - REAR SUSP WITH ADJ KIT	2014
RENEGADE X 600HOETEC - REAR SUSP FRONT ARM AND BASE	2012
RENEGADE X 600HOETEC, XS137 - REAR SUSP RM	2015
RENEGADE X 600HOETEC, XS137 - REAR SUSP RMAK	2015
RENEGADE X 800R ETEC - FRONT ARM	2011
RENEGADE X 800R PTEK - FRONT ARM	2010
RENEGADE X 800RE XS - REAR SUSP WITH ADJUST SYSTEM	2013
RENEGADE X 800RE XS - REAR SUSP WITHOUT ADJUST SYSTEM	2013
RENEGADE X 800RETEC XP - REAR SUSP FRONT ARM AND BASE	2012
RENEGADE X 800RETEC XS - REAR SUSP	2014
RENEGADE X 800RETEC XS - REAR SUSP WITH ADJ KIT	2014
RENEGADE X 800RETEC, XS137 - REAR SUSP RM	2015
RENEGADE X 800RETEC, XS137 - REAR SUSP RMAK	2015
RENEGADE XRS 800RETEC XS-RS137 - REAR SUSP RMOTION	2015
RENEGADE XRS 800RETEC XS-RS137 - REAR SUSP RMOTION ADJUST SYSTEM	2015

SUSPENSION SPRING HOLDER REPAIR KIT



Part No.	Code	Keyword
072-0010	B	16B

Part	OEM #	Description
1	503-1911-83	SPRING RETAINER
2	503-1907-54	SPRING SUPPORT BUSHING
3	250-0004-77	SOCKET HEAD SCREW M8 X 25
4	250-1001-31/ (233-2814-14)	ELASTIC FLANGE NUT M8



Model	Year
Ski-Doo™	
EXPEDITION LE/SE 1200 XU	2011-13
EXPEDITION LE/SE 600HO ETEC XU	2011-13
EXPEDITION SPORT 500F REV-XP	2012-13
EXPEDITION SPORT 550F XP-FAN	2011
EXPEDITION SPORT 600 ACE	2011-13
FREERIDE 800R ETEC REV-XP 137/146/154"	2012-13
GRAND TOURING LE/SE 1200	2010-11
GRAND TOURING LE 600HO ETEC	2010-13
GRAND TOURING SPORT 550F	2010-13
GRAND TOURING SPORT 600	2010-13
GRAND TROURING LE 600HO ETEC XR	2011
GSX LE 1200	2009-11
GSX LTD 600HO SDI	2008
GSX LE 600HO ETEC	2009-12
GSX LTD 800R	2008
GSX LTD TOURING 600HO SDI	2008
GSX SE 1200	2010-11
GSX SE 600 HOETECH REV-XP	2012-13
GSX SE 800 HOETECH REV-XP	2012-13
GSX SPORT 500SS	2008
GSX SPORT 550F	2010
GSX SPORT 600	2010
GTX LE 1200 4-TEC	2009
GTX LE 600 HOETEC	2009
GTX SPORT 500SS	2009
MX Z 600RS	2008-09
MX Z ADRENALINE 1200	2010
MX Z ADRENALINE 600HO SDI/ETEC	2008-10
MX Z ADRENALINE 800R	2008-10
MX Z RENEGADE/X 1200 4-TEC	2009
MX Z RENEGADE/X 600HO SDI	2008
MX Z RENEGADE/X 600HO ETEC	2009
MX Z RENEGADE/X 800R	2008-09
MX Z SPORT 600	2010-11

Model	Year
Ski-Doo™	
MX Z SPORT 550F	2011-13
MX Z SPORT 600 ACE	2011-13
MX Z SPORT 600 REV-XP 120"	2012-13
MX Z TNT 1200	2009-13
MX Z TNT 500F REV-XP	2012
MX Z TNT 500SS	2008-09
MX Z TNT 550F	2010-11
MX Z TNT 600 ACE	2011-13
MX Z TNT 600/600HO	2009-13
MX Z TNT 800R ETEC	2011-13
MX Z TNT 800R PTEK	2011
MX Z TRAIL 500SS	2008
MX Z X 1200	2009-13
MX Z X 600HO ETEC	2009-11
MX Z X 600HO SDI	2008
MX Z X 600RS	2010-13
MX Z X 800 ETEC REV-XP	2012-13
MX Z X 800 HOETEC REV-XP	2012-13
MX Z X 800R SDI	2008
MX Z X 800 PTEK	2009-10
MX Z X 800R ETEC	2011-13
MX Z X TNT 1200 XR	2011-13
MX Z X-RS 600HO ETEC	2010-13
MX Z X-RS 800R ETEC	2011-13
MX Z X-RS 800R PTEK	2009-10
RENEGADE ADRENALINE 1200	2010-13
RENEGADE ADRENALINE 600HO ETEC	2010-13
RENEGADE ADRENALINE 800R ETEC	2011-13
RENEGADE ADRENALINE 800R PTEK	2010-11
RENEGADE BACKCOUNTRY/X 600HO ETEC	2010-13
RENEGADE BACKCOUNTRY/X 800HO PTEK	2010
RENEGADE BACKCOUNTRY/X 800R ETEC	2011-13
RENEGADE BACKCOUNTRY 800R PTEK	2011
RENEGADE SP 800R PTEK	2011



STEERING

2022 SNOW CATALOGUE



SPX PRO-SERIES LITE CARBIDES

This 7/16" diameter is a popular runner for trail riding. SPX Pro-Series Lite Carbides replace the manufacturer's stock runners. The 4" of 60° turning carbide will give more positive cornering control.

Best used for sleds with up to 96 studs installed in the track.

PRO SERIES LITE

FOR USE WITH SKI-DOO™ 2021 MODEL YEAR SLEDS

Size	Code	Keyword	Size	Part No.	Code	Keyword
4"	C	18	4"	112-5313	C	18



SPX PRO-SERIES CARBIDES

Take a 1/2" host bar, put a 6 inch 60° cutting carbide in the centre. Add an 1 1/4" wear pad front and rear. Top it off with hardweld everywhere in between, and you have one of the finest carbide wear bars available today –GUARANTEED!

PRO SERIES

Size	Code	Keyword
6"	C	18

FOR USE WITH SKI-DOO™ 2021 MODEL YEAR SLEDS

Size	Part No.	Code	Keyword
6"	112-8313	C	18



SPX TWIN TRACK (Sold Each)

Our SPX Twin Track Carbides are the newest addition to the SPX line. This dual runner is the latest in steering technology, making your snowmobile much easier to steer, these bars are sold individually and are available in

TWIN TRACK

Size	Code	Keyword
4"	C	18
6"	C	18
8"	C	18

TWIN TRACK PILOT SKI

Size	Code	Keyword
8"	C	18

FOR USE WITH SKI-DOO™ 2021 MODEL YEAR SLEDS

Size	Part No.	Code	Keyword
4"	112-5513	C	18
6"	112-8513	C	18
8"	112-9513	C	18



TERMS & INDEX
NEW
HELMETS
HELMET ACCESSORIES
APPAREL
ACCESSORIES
TRACKS & SUSPENSION
STEERING
TRANS MISSION
PLOW & WINCH
WIND SHIELDS
BRAKES & CARB.
ENGINE PARTS
ELECTRICAL
TRAILER
CHEMICALS
TECH & TOOLS
P.O.P



Model	Year(s)	SPX Lite 4"	SPX Pro 6"
Arctic Cat™			
4 Stroke (Blow Molded)	2002	111-5303	111-8303
4 Stroke Touring	2003	111-5302	111-8302
4 Stroke Trail	2003	111-5303	111-8303
Bear Cat (Steel)	1996-97	111-5300	111-8300
Bear Cat (Steel)	1998-99	111-5301	111-8301
Bear Cat (Composite)	1998-08	111-5302	111-8302
Bear Cat (Blow Molded)	2000	111-5303	111-8303
Bear Cat (Composite)	2009-15	111-5304	111-8304
Bear Cat WT / WT Turbo	2006-08	111-5304	111-8304
Bear Cat XT	2018	111-5304	111-8304
CFR 800 / 1000	2010-11	111-5304	111-8304
Cougar MC	1992-97	111-5301	111-8301
Cougar Deluxe / MC	1998	111-5302	111-8302
Cougar / 2 Up	1992-98	111-5301	111-8301
Crossfires	2006-11	111-5304	111-8304
EXT / EXT MC	1991-97	111-5301	111-8301
EXT MC (Wave Track)	1994-97	111-5300	111-8300
EXT 600 (Steel)	1997-98	111-5300	111-8300
EXT Powder Special / Dlx EFI	1995-98	111-5302	111-8302
EXT Touring (Composite)	1998	111-5302	111-8302
F 5/6/8/1000/LXR/Sno-Pro/1100	2007-14	111-5304	111-8304
Fan 570 / FS LXR	2008-14	111-5304	111-8304
Firecats	2003-06	111-5304	111-8304
Jag / Dlx / AFS / L / T	1992-99	111-5301	111-8301
Jaguar Z1	2007-08	111-5304	111-8304
King Cat	2004-06	111-5302	111-8302
Lynx	2015-20	111-5304	111-8304
M series (All)	2005-22	111-5304	111-8304
Mountain Cat	2001-04	111-5302	111-8302
Pantera	1991-97	111-5301	111-8301
Pantera (Composite)	1997-05	111-5302	111-8302
Pantera 550 (Blow Molded)	2003	111-5303	111-8303
Pantera (Except 7000 XT LTD)	2015-19	111-5304	111-8304
Panther	1992-99	111-5301	111-8301
Panther (Blow Molded)	2000-05	111-5303	111-8303
Panther (Composite)	2006-08	111-5304	111-8304
Powder Extreme/Special/EFI	1997-00	111-5302	111-8302
Puma	1991-97	111-5301	111-8301
Riot	2020-22	111-5304	111-8304
Sabercats	2004-06	111-5304	111-8304
Sno-Pro 500	2010-14	111-5304	111-8304
T 660 Turbo/Touring/Turbo Touring/LE	2004	111-5302	111-8302
T 660 Turbo/Touring/Turbo Touring/LE	2005-07	111-5304	111-8304
Thunder Cat / MC (Composite)	1997-02	111-5302	111-8302
Triple Touring	1999-01	111-5302	111-8302
T Z1 / T 500 / T 570 / T Z1 LXR	2008-14	111-5304	111-8304
XF	2012-19	111-5304	111-8304
Z (Composite)	1995-99	111-5302	111-8302
Z1 - LXR / Turbo / EXT / Sno-Pro	2009-11	111-5304	111-8304
Z 370/440/570/ES/ESR/LX (Blow Molded)	1999-06	111-5303	111-8303
Z 370 / 570 / LX (Composite)	2007	111-5304	111-8304
ZL / ZRT (Composite)	1995-03	111-5302	111-8302
ZR	1997-01	111-5302	111-8302
ZR 500 / 600 / 800 / 900 EFI	2002-06	111-5304	111-8304
ZR	2014-22	111-5304	111-8304

NEW

HELMETS

HELMET ACCESSORIES

APPAREL

ACCESSORIES

TRACKS & SUSPENSION

STEERING

TRANS MISSION

PLOW & WINCH

WIND SHIELDS

BRAKES & CARB.

ENGINE PARTS

ELECTRICAL

TRAILER

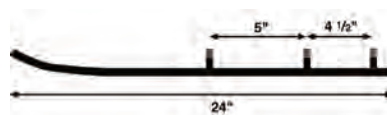
CHEMICALS

TECH & TOOLS

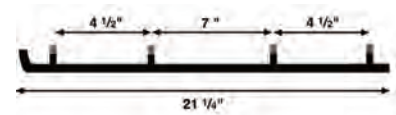
P.O.P



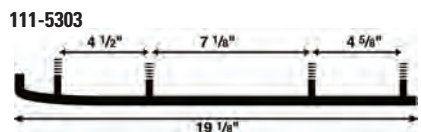
111-8300 and 111-5300



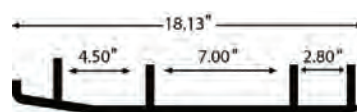
111-8301 and 111-5301



111-8302 and 111-5302



111-8300 and 111-5300



111-8304 and 111-5304



TERMS & INDEX

NEW

HELMETS

HELMET ACCESSORIES

APPAREL

ACCESSORIES

TRACKS & SUSPENSION

STEERING

TRANS MISSION

PLOW & WINCH

WIND SHIELDS

BRAKES & CARB.

ENGINE PARTS

ELECTRICAL

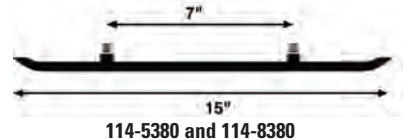
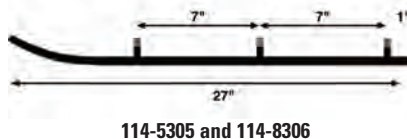
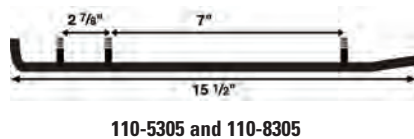
TRAILER

CHEMICALS

TECH & TOOLS

P.O.P


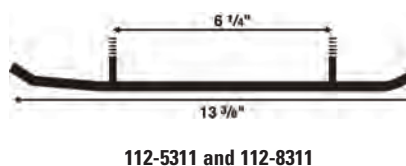
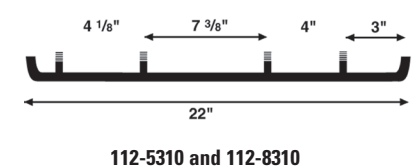
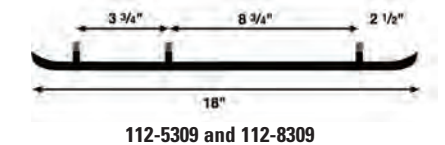
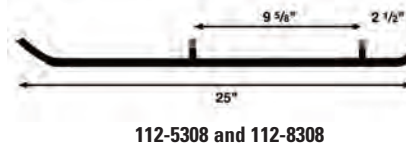
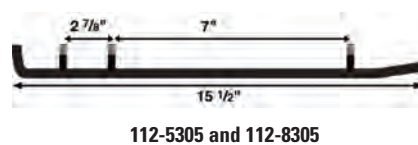
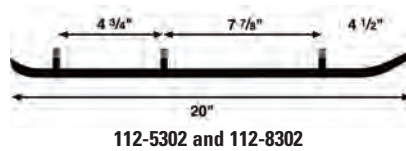
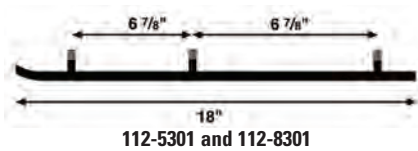
Model	Year(s)	SPX Lite 4"	SPX Pro 6"
Polaris™			
340 / 550 Transport / Trail Touring (Molded)	2008-09	110-5305	110-8305
340 LX / 550 LX (Blow Molded)	2007-08	110-5305	110-8305
340 Touring (Blow Molded)	2007	110-5305	110-8305
500 XC SP (1 per ski)	2007	114-5305	114-8306
550 Indy / LXT / Adventure / Voyageur 155"	2014-22	114-5310	114-8310
550 Widetrak LX	2016-19	114-5310	114-8310
600 Indy	2014-20	114-5305	114-8306
600, 800 & 850 Indy Adventure	2020	114-5310	114-8310
600 & 800 Indy SP	2013-20, 22	114-5310	114-8310
600, 800 & 850 Indy XC/XCR	2019-22	114-5310	114-8310
Indy EVO	2019-22	114-5310	114-8310
Indys (Steel)	1990-06	114-5305	114-8306
Indys (Composite)	1997-06	114-5305	114-8306
IQ Chassis sleds (1 per ski)	2005-13	114-5305	114-8306
Rush (1 per ski)	2010-12	114-5305	114-8306
Rush / Switchback (Pro-Steer)	2013-22	114-5310	114-8310
Shur-Steer (Steel/Composite)	1990-06	114-5380	114-8380
Supersport (Blow Molded)	2007-08	110-5305	110-8305
Titan SP / Adventure	2018-22	114-5310	114-8310
Titan XC (Pro-Float Ski)	2019-20	114-5310	114-8310
Trail RMK (1 per ski)	2007-10	114-5305	114-8306
Trail Touring	2010	114-5305	114-8306



See Page 367 for Photos of Carbides

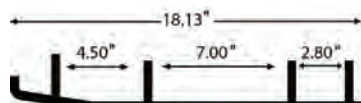
Model	Year(s)	SPX Lite 4"	SPX Pro 6"
Ski-Doo™			
Backcountry	2019-22	112-5313	112-8313
Elite (Precision)	2005	112-5311	112-8311
Expedition Sport (Blow Molded)	2005-06	110-5305	110-8305
Expedition Sport/SE/LE/600HO/Xtreme/SWT	2011-22	112-5313	112-8313
FreeRide	2012-22	112-5313	112-8313
Freestyle/Session 300/550/Park/Back Ctry	2006-08	110-5305	110-8305
Freestyle Back Country (Blow Molded)	2009	110-5305	110-8305
Formula (Steel)	1997-01	112-5308	112-8308
Formula (Composite)	1997-98	112-5309	112-8309
Formula (Composite Flex)	1999-01	112-5310	112-8310
Grand Touring (Composite Flex)	1999-02	112-5310	112-8310
Grand Touring 380 / 500 Fan	2002	112-5308	112-8308
Grand Touring 380 / 550 (Blow Molded)	2003	110-5305	110-8305
Grand Touring 500/600/700/V-1000	2003	112-5311	112-8311
Grand Touring Sport / LE / SE	2010-15	112-5313	112-8313
Grand Touring Sport / LE	2016-22	112-5313	112-8313
GSX Fan 550	2008-09	112-5313	112-8313
GSX Rev (Precision)	2004-05	112-5311	112-8311
GSX Rev (Pilot)	2006-07	112-5313	112-8313
GSX Sport/Limited/LE/SE (XP Pilot)	2008-15	112-5313	112-8313
GTX Rev (Precision)	2005	112-5311	112-8311
GTX Rev (Pilot)	2006-09	112-5313	112-8313
GTX Sport / LE / SE (XP Pilot)	2009	112-5313	112-8313
Legend (Steel)	2002	112-5308	112-8308
Legend Sport (Composite Flex)	2002	112-5310	112-8310
Legend (Precision)	2002-05	112-5311	112-8311
Legend (Blow Molded)	2003-04	110-5305	110-8305
Legend Touring	2008-09	112-5313	112-8313
Mach 1 / Z LT / Z (Composite)	1997-98	112-5309	112-8309
Mach 1 / Z (Composite Flex)	1999-02	112-5310	112-8310
Mach Z	2003, 05	112-5311	112-8311
Mach Z - X / Adrenaline	2006-07	112-5313	112-8313
MXZ (Precision)	2002-05	112-5311	112-8311
MXZ 380 / 440 / 500 Fan (Steel)	2001-02	112-5308	112-8308
MXZ 380 / 550 Fan (Blow Molded)	2003-05	110-5305	110-8305
MXZ (except for TS ski)	2006-22	112-5313	112-8313
MXZ (Composite Flex)	1998-01	112-5310	112-8310
MXZ 550 X / 550 Fan	2008-09	112-5313	112-8313

Model	Year(s)	SPX Lite 4"	SPX Pro 6"
Ski-Doo™			
MXZ 583 / 440 / 670 / 440 Fan (Steel)	1996-97	112-5304	112-8304
MXZX (Composite Flex)	1997-99	112-5310	112-8310
MXZX 500 / 600 / 700 / 800 Trail	2002	112-5310	112-8310
MXZX 600 / 700 / 800 Adren/Rene/Sport	2002	112-5311	112-8311
Rene. Adren XR, XP/BC/BC X/ Sport/X XR/XP	2012-22	112-5313	112-8313
Rev 600 / 800 - Sport / X	2003	112-5311	112-8311
Skandic Sport (Blow Molded)	2003-04	110-5305	110-8305
Skandic SUV (Composite Flex)	2004-05	112-5310	112-8310
Skandic SWT / WT Composite)	2003-04	112-5309	112-8309
Skandic SWT / WT	2012-22	112-5313	112-8313
Skandic Tundra 300 F (Blow Molded)	06, 200	110-5305	110-8305
Skandic Tundra 550 F (Blow Molded)	2010-11	110-5305	110-8305
Skandic Tundra 800 (Molded)	2007	110-5305	110-8305
Skandic Tundra LT 550 F / V-800	2008-09	112-5313	112-8313
Skandic Tundra LT/ Sport/Extreme/WT(XU)	2010-14	112-5313	112-8313
Summit (Composite Flex)	1999-05	112-5310	112-8310
Summit	2006-07	112-5313	112-8313
Summit Everest / X / Sport / SP	2008-22	112-5313	112-8313
Summit Fan / Adren.	2008-09	112-5313	112-8313
Touring E / LE / SLE / ELT	1995-01	112-5308	112-8308
Tundra 550 Fan	2012	110-5305	110-8305
Tundra LT/Sport/Xtreme	2012	112-5313	112-8313
Tundra (All)	2013-22	112-5313	112-8313
Z 500 Dlx	1997-98	112-5308	112-8308
FORMULA MX LT/MXZ/STX/LT	1990-95	112-5301	112-8301
FORMULA SS	1996	112-5301	112-8301
FORMULA PLUS X/EFI	1990-94	112-5301	112-8301
MACH 1	1990-94	112-5301	112-8301
SAFARI L/LC/LX/GLX22	1990-94	112-5301	112-8301
SKANDIC	1993	112-5301	112-8301
GRAND TOURING	1993	112-5301	112-8301
GRAND TOURING 470	1995	112-5301	112-8301
FORMULA MXZ/GT/GTSE	1993-95	112-5302	112-8302
FORMULA Z	1993-96	112-5302	112-8302
FORMULA III	1993-96	112-5302	112-8302
GRAND TOURING 580	1993-96	112-5302	112-8302
GRAND TOURING SE/670	1995	112-5302	112-8302
MACH I	1995-96	112-5302	112-8302
MACH Z/ZT	1993-96	112-5302	112-8302
SUMMIT 500/583	1994-96	112-5302	112-8302

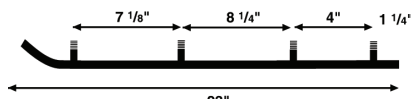




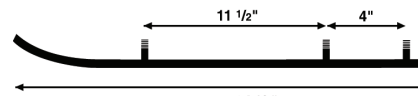
Model	Year(s)	SPX Lite 4"	SPX Pro 6"
Yamaha™			
All Composite	1998-99	113-5316	113-8316
Apex ER/GT/RTX/MTN/LTX/LTX GT/SE/XTX	2006-13	113-5320	113-8320
Apex	2014-18	113-5321	113-8321
Attack / Attack GT	2006-07	113-5320	113-8320
Bravo LT	1998-00	113-5306	113-8306
FX Nytro MTX 153 / 162	2014	113-5320	113-8320
Mountain Max 600 / 700	1997	113-5315	113-8315
Mountain Max 600 / 700	1998-99	113-5316	113-8316
Mountain Max 600 / 700	2000-04	113-5318	113-8318
Nytro / Nytro ER / RTX / FX / XTX	2006-12	113-5320	113-8320
Nytro FX / RTX / XTX	2013-14	113-5321	113-8321
Nytro MTX SE 153 / SE 162	2008-11	113-5320	113-8320
Ovation LE	1990-99	113-5306	113-8306
Phazer / SS / Mountain Lite / LE	1990-99	113-5306	113-8306
Phazer 500 / 500 Dix / GT / FX / RTX / MTX	2001-13	113-5320	113-8320
Phazer MTX	2014-17	113-5320	113-8320
Phazer RTX / XTX	2014-18	113-5321	113-8321
Phazer Mountain Lite	2000-01	113-5318	113-8318
Phazer Mountain Lite	2007-08	113-5320	113-8320
RS (All)	2005-13	113-5320	113-8320
RS Vector / RS Venture	2014-22	113-5321	113-8321
RX-1 / ER / Mtn. / Warrior	2003-06	113-5320	113-8320
Sidewinder STX / XTX / LTX / RTX / SRX	2017-20	113-5321	113-8321
Sidewinder X-TX LE 146	2020-22	111-5304	111-8304
SRV	1990-91	113-5309	113-8309
SR Viper	2014	111-5304	111-8304
SR Viper LTX / RTX / STX / XTX SE	2015-19	113-5321	113-8321
SR Viper MTX & XTX LE	2015	111-5304	111-8304
SR Viper MTX	2016	111-5304	111-8304
SR Viper XTX LE	2016	113-5321	113-8321
SX Venom / ER	2004-06	113-5320	113-8320
SX Viper / ER / Mtn.	2002-06	113-5320	113-8320
SXR / SRX	2000-03	113-5318	113-8318
Venture 500 / 600 / 700	1997-00	113-5315	113-8315
Venture 500 / 600 / 700 / RS / GT / Lite / MP / TF	2001-13	113-5320	113-8320
Venture Multi Purpose	2015-18	113-5321	113-8321
Venture XL	1999-00	113-5315	113-8315
Venture XL / TR	1990-98	113-5306	113-8306
VK 540	2018-22	113-5320	113-8320
VK 540 II / III	1998-04	113-5306	113-8306
VK Professional / RS Viking Pro	2007-22	113-5320	113-8320
VMax 4 Mountain Max	1992-97	113-5314	113-8314
VMax 500 / 600 / 700 / Deluxe / ER	2001-03	113-5320	113-8320
VMax 500 / 600 / 700 / Dix	1999-00	113-5315	113-8315
VMax 500SX / 600SX / 700SX	1999	113-5316	113-8316
VMax 500 / 600 / 700 / XT / XTC / SX / ST	1997-98	113-5315	113-8315



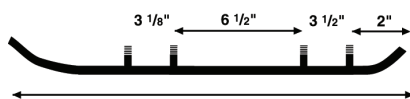
111-5304 and 111-8304



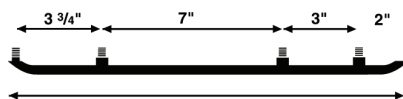
113-5306 and 113-8306



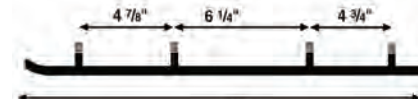
113-5309 and 113-8309



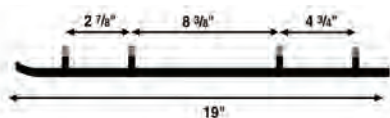
113-5314 and 113-8314



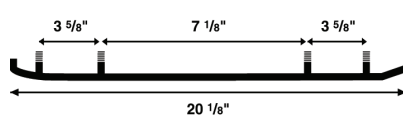
113-5315 and 113-8315



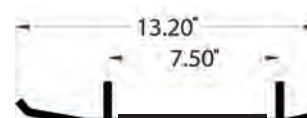
113-5316 and 113-8316



113-5318 and 113-8318



113-5320 and 113-8320



113-5321 and 113-8321

SPX TWIN TRACK CARBIDES

CODE = C

KEYWORD = 18



Our SPX Twin Track Carbides are the newest addition to the SPX line. This dual runner is the latest in steering technology, making your snowmobile much easier to steer, these bars are sold individually

Model	Year(s)	SPX Twin 4" Carbide	SPX Twin 6" Carbide	SPX Twin 8" Carbide
Arctic Cat™				
4 Stroke Touring	2003	111-5502	111-8502	111-9502
Bearcat (Composite)	1998-06	111-5502	111-8502	111-9502
Bearcat WT / WT Turbo	2006-08	111-5504	111-8504	111-9504
Bearcat (Composite)	2009-15, 18	111-5504	111-8504	111-9504
CFR 800/1000	2010-11	111-5504	111-8504	111-9504
Cougar DLX / MC	1998	111-5502	111-8502	111-9502
Crossfire	2006-11	111-5504	111-8504	111-9504
EXT Powder Special / DLX EFI	1995-98	111-5502	111-8502	111-9502
EXT Touring (Composite)	1998	111-5502	111-8502	111-9502
F-5/6/8/1000/LXR/Sno-Pro/1100	2007-14	111-5504	111-8504	111-9504
Fan 570 / FS LXR	2008-14	111-5504	111-8504	111-9504
Firecats	2003-06	111-5504	111-8504	111-9504
Jaguar Z1	2007-08	111-5504	111-8504	111-9504
King Cat	2004-06	111-5502	111-8502	111-9502
Lynx 2000 (All)	2015-20	111-5504	111-8504	111-9504
M series (All)	2005-22	111-5504	111-8504	111-9504
Mountain Cat / All	2001-04	111-5502	111-8502	111-9502
Pantera	1997-05	111-5502	111-8502	111-9502
Pantera	2015-19	111-5504	111-8504	111-9504
Panther	2006-08	111-5504	111-8504	111-9504
Powder Extreme	1997-98	111-5502	111-8502	111-9502
Powder Special / EFI	1999-00	111-5502	111-8502	111-9502
Riot	2020-22	111-5504	111-8504	111-9504
Sabercats	2004-06	111-5504	111-8504	111-9504
Sno-Pro 500	2010-14	111-5504	111-8504	111-9504
T 660 Turbo/Touring/Turbo Touring/LE	2004	111-5502	111-8502	111-9502
T 660 Turbo/Touring/Turbo Touring/LE	2005-07	111-5504	111-8504	111-9504
Thunder Cat / MC	1997-02	111-5502	111-8502	111-9502
Triple Touring 600	2000-01	111-5502	111-8502	111-9502
T Z1 / T500 / T570 / T Z1 LXR	2008-14	111-5504	111-8504	111-9504
XF	2012-19	111-5504	111-8504	111-9504
Z1 - LXR / Turbo / EXT / Sno-Pro	2009-11	111-5504	111-8504	111-9504
Z 370 / 570 / LX	2007	111-5504	111-8504	111-9504
Z	1995-99	111-5502	111-8502	111-9502
ZL / ZRT	1995-03	111-5502	111-8502	111-9502
ZR	1995-01	111-5502	111-8502	111-9502
ZR	2002-06, 14-22	111-5504	111-8504	111-9504
Polaris™				
500 XI SPA (1 per ski)	2007	114-5505	114-8505	114-9505
550 Indy / LXT / Adventure / Voyageur 155"	2014-22	114-5510	114-8510	
550 Widetrak	2019	114-5510	114-8510	
Indy EVO	2019-22	114-5510	114-8510	
600 Indy	2014-20	114-5505	114-8505	114-9505
600 Indy SP / 800 Indy SP	2013-22	114-5510	114-8510	
600, 800 & 850 Indy XC/XCR	2019-22	114-5510	114-8510	
600, 800 & 850 Indy Adventure	2020-22	114-5510	114-8510	
All Composite (except Sidehiller 2 and Accutrak 2 skis)	1997-06	114-5505	114-8505	114-9505
All Steel	1990-06	114-5505	114-8505	114-9505
All IQ Chassis sleds (1 per ski)	2005-13	114-5505	114-8505	114-9505
Rush (1 per ski)	2010-12	114-5505	114-8505	114-9505
Rush / Switchback	2013-22	114-5510	114-8510	
Titan SP / Adventure / XC	2018-20	114-5510	114-8510	
Trail RMK (1 per ski)	2007-10	114-5505	114-8505	114-9505
Trail Touring	2010	114-5505	114-8505	114-9505
Ski-Doo™				
Expedition Sport/SE/LE 1200 4-Tec/600HO	2011	112-5513	112-8513	112-9513
Expedition SE/LE	2012-22	112-5513	112-8513	112-9513
Freestyle Backcountry (Pilot Skis)	2009	112-5513	112-8513	112-9513
Formula (Composite Flex)	1999-01	112-5510	112-8510	112-9510
Grand Touring (Composite Flex)	1999-02	112-5510	112-8510	112-9510
Grand Touring (5.7 & 6.9 Pilot Skis)	2010-11	112-5513	112-8513	112-9513
GSX (Pilot Skis)	2006-15	112-5513	112-8513	112-9513
GTX (Pilot Skis)	2006-09	112-5513	112-8513	112-9513
Legend Sport 500/600/700/800 (Comp.Flex)	2002	112-5510	112-8510	112-9510
Legend Touring (Pilot Skis)	2008-09	112-5513	112-8513	112-9513
Mach 1 / Z (Composite Flex)	1999-02	112-5510	112-8510	112-9510
Mach Z (Pilot Skis)	2006-07	112-5513	112-8513	112-9513
MXZ (Composite Flex)	1998-01	112-5510	112-8510	112-9510
MXZ 440 Fan (Composite Flex)	1999-00	112-5510	112-8510	112-9510
MXZ (5.7 & 6.9 Pilot Skis) (except XRS ski)	2006-22	112-5513	112-8513	112-9513

NOTE: 1 CARBIDE PER PACKAGE

TERMS & INDEX

NEW

HELMETS

HELMET ACCESSORIES

APPAREL

ACCESSORIES

TRACKS & SUSPENSION

STEERING

TRANS MISSION

PLOW & WINCH

WIND SHIELDS

BRAKES & CARB.

ENGINE PARTS

ELECTRICAL

TRAILER

CHEMICALS

TECH & TOOLS

P.O.P

SPX TWIN TRACK CARBIDES

CODE = C

KEYWORD = 18



TERMS & INDEX
NEW
HELMETS
HELMET ACCESSORIES
APPAREL
ACCESSORIES
TRACKS & SUSPENSION
STEERING
TRANS MISSION
PLOW & WINCH
WIND SHIELDS
BRAKES & CARR.
ENGINE PARTS
ELECTRICAL
TRAILER
CHEMICALS
TECH & TOOLS
P.O.P

Model	Year(s)	SPX Twin 4" Carbide	SPX Twin 6" Carbide	SPX Twin 8" Carbide
Ski-Doo™				
MXZ (5.7 & 6.9 Pilot Skis) (except SL & TS ski)	2016-22	112-5513	112-8513	112-9513
MXZX (Composite Flex)	1997-99	112-5510	112-8510	112-9510
MXZX 500 Trail/600/700/800 Trail	2002	112-5510	112-8510	112-9510
Renegade Aden/Sport/ X / XRS (except TS ski)	2010-22	112-5513	112-8513	112-9513
Skandic Tundra LT 550F/V800 (Pilot)	2008-09	112-5513	112-8513	112-9513
Skandic Tundra LT / Sport (Pilot)	2010-11	112-5513	112-8513	112-9513
Summit (Composite Flex)	1999-05	112-5510	112-8510	112-9510
Summit (Pilot Skis)	2006-22	112-5513	112-8513	112-9513
Yamaha™				
Apex ER/GT/RTX/MTN/LTX/LTX GT/SE/XTX	2006-13	113-5520	113-8520	113-9520
Attack / Attack GT	2006-07	113-5520	113-8520	113-9520
FX Nytro MTX 153/162	2014	113-5520	113-8520	113-9520
Nytro/Nytro ER/RTX/FX/XTX	2006-12	113-5520	113-8520	113-9520
Nytro FX / RTXSE / MTX SE 153 / SE 162	2008-11	113-5520	113-8520	113-9520
Phazer 500/500 DLX/GT/FX/RTX/MTX	2001-13	113-5520	113-8520	113-9520
Phazer Mtn Lite/ Phazer M-TX	2007-17	113-5520	113-8520	113-9520
RS Vector/ER/Mtn/Rage/GT/LTX	2005-13	113-5520	113-8520	113-9520
RX-1/ER/Mtn/Warrior	2003-06	113-5520	113-8520	113-9520
Sidewinder X-TX LE 146	2020-22	111-5504	111-8504	111-9504
SR Viper	2014	111-5504	111-8504	111-9504
SR Viper M-TX & SR Viper X-TX LE	2015	111-5504	111-8504	111-9504
SR Viper M-TX	2016	111-5504	111-8504	111-9504
SX Viper/ER/Mtn/Venom/ER	2002-06	113-5520	113-8520	113-9520
Venture 500/600/700/RS/GT/Lite/MP/TF	2001-13	113-5520	113-8520	113-9520
VK Professional / RS Viking Pro	2007-12	113-5520	113-8520	113-9520
Vmax 500/600/700 Dlx/ER	2001-03	113-5520	113-8520	113-9520

NOTE: 1 CARBIDE PER PACKAGE

CAMOPLAST AFTER MARKET CARBIDES

CODE = B

KEYWORD = 18

Size	Description	Part No.
3"	EXO Ski Carbide	110-0205
9"	EXO Ski Carbide	110-1205
7 1/2"	EXO Ski Carbide	110-2205
4"	Pro-Series Lite EXO Ski Carbide	110-5305
6"	Pro-Series EXO Ski Carbide	110-8305



STUD BOY® products provide the safety and performance that gets the power to the ground while maintaining confidence in snowmobile control. Traction control products puts ease in knowing your snowmobile will respond the way you need it to, and STUD BOY® stud & wearbar products will provide this confidence!



ROUND BAR

Large round host bars with virgin carbide inserts brazed to stay in place and hold an edge. Stud Boy standard carbides are offered in several models to fit the needs of demanding snowmobilers in a 4", 6" and 9" carbide lengths. Our bars are made to provide superior control on hard or icy surfaces and the deep profile adds additional control on soft conditions while providing long lasting durability.



SHAPER BAR

The "Shaper"™ Bar takes the wearbar design and performance to a new level! This bar offers a unique shape that provides much better turning than conventional bars and offers a 20% weight savings too! The concave side profile on the "Shaper"™ Bar grabs and holds snow rather than allowing snow to slip by like other. While the shape of this bar improves the turning radius of your sled on the trail, the large 60° carbide provides great control and wear on hard surfaces. Zinc plated to resist corrosion and eliminate paint in threads.



DEUCE BAR

The "Deuce" Bar is the best performing dual runner available! Utilizing the design benefit of the original "Shaper"™ Bars' concave sides, this dual runner provides better turning than other dual runners. The "Deuce" Bar offers the advantage of "no darting" while cruising down your favorite trail for it creates it own groove, and eliminates dual runner type drag. This one piece design is very durable and has proven its long life won't clog with snow, ice, or rocks, or snag obstacles like other dual runners. The "Deuce" Bar is available in 4.5", 6", and 9" of 60° cutting carbide to fit popular current snowmobiles.



WEARBAR APPLICATION - ARCTIC CAT™

Model	Year	Round Bar		Shaper™ Bar		
		4"	9"	4.5"	6"	9"
Arctic Cat™						
ALL 2014 thru 2019 MODELS EXCEPT THE 120 TAKE THE SAME WEARBAR PROFILE	2014-22			111-6304	111-6404	111-6504
4 Stroke Models	2002-05			111-6302	111-6402	111-6502
Arctic Cats w/ Plastic Ski	1995-01			111-6302	111-6402	111-6502
Bearcat (Steel Ski)	1995-99	111-6001	111-6201			
Bearcat Models	1999-05			111-6302	111-6402	111-6502
Bearcat Models	2006-20			111-6304	111-6404	111-6504
CFR 8/1000	2010-11			111-6304	111-6404	111-6504
Cheetah	1987-91		111-6200			
Cheetah	1992-93	111-6001	111-6201			
Cougar	1987-91		111-6200			
Cougar	1992-97	111-6001	111-6201			
Cougar DLX / MC	1998			111-6302	111-6402	111-6502
Crossfire / CFR Models	2006-11			111-6304	111-6404	111-6504
El Tigre	1987-91		111-6200			
EXT / EXT MC / EFI	1991-97	111-6001	111-6201			
EXT 580 Z	1993		111-6200			
EXT 580 DLX	1998			111-6302	111-6402	111-6502
EXT 600 Triple (Steel Ski)	1997-98	111-6001	111-6201			
EXT 600 TOURING	1998			111-6302	111-6402	111-6502
EXT MC (wave Track)	1994-97		111-6200			
EXT Powder Special	1995	111-6001	111-6201			
Firecat / F Models / XF Models	2003-19			111-6304	111-6404	111-6504
FS LXR	2012			111-6304	111-6404	111-6504
Jag / DLX	1992-99	111-6001	111-6201			
Jag Special / Z	1992-94		111-6200			
Jaguar Z1	2007-09			111-6304	111-6404	111-6504
King Cat	2005-06			111-6302	111-6402	111-6502
Lynx	1992-93	111-6001	111-6201			
Lynx 300	1991		111-6200			
Lynx 2000 ES/ LT ES	2017-19			111-6304	111-6404	111-6504
M – Series	2005-22			111-6304	111-6404	111-6504
Mountain Models	2002-05			111-6302	111-6402	111-6502
Pantera	1986-90		111-6200			
Pantera	1991-97	111-6001	111-6201			
Pantera Models	1997-05			111-6302	111-6402	111-6502
Pantera Models	2006-19			111-6304	111-6404	111-6504
Panther	1992-99	111-6001	111-6201			
Panther Models	2000-05			111-6302	111-6402	111-6502
Panther 370 / 570	2006			111-6302	111-6402	111-6502
Panther 660	2006			111-6304	111-6404	111-6504
Panther Models	2007-08			111-6304	111-6404	111-6504
Powder Special Models	1997-00			111-6302	111-6402	111-6502
Prowler	1990		111-6200			
Prowler	1991-95	111-6001	111-6201			
Prowler Special / Z	1992-94		111-6200			
Puma	1991-97	111-6001	111-6201			
Sabercat Models	2003-09			111-6304	111-6404	111-6504

STUD BOY CARBIDES

CODE = C

KEYWORD = 18



WEARBAR APPLICATION - ARCTIC CAT™

Model	Year	Round Bar		Shaper™ Bar		
		4"	9"	4.5"	6"	9"
Arctic Cat™						
SnoPro 500	2010-13			111-6304	111-6404	111-6504
T Models	2008-13			111-6304	111-6404	111-6504
T660 Models	2004-07			111-6304	111-6404	111-6504
TZ1 Models	2009-13			111-6304	111-6404	111-6504
Thundercat	1996		111-6200			
Thundercat / MC	1993-95	111-6001	111-6201			
Thundercat MC (wave track)	1994-96		111-6200			
Thundercat	1997-02			111-6302	111-6402	111-6502
Wildcat	1988-94		111-6200			
Wildcat / MC	1995-96	111-6001	111-6201			
Wildcat MC (wave track)	1994-96		111-6200			
XF Models	2012-19			111-6304	111-6404	111-6504
Z Models	2007			111-6304	111-6404	111-6504
Z1 Models	2007-11			111-6304	111-6404	111-6504
Z 370	1999	111-6001	111-6201			
Z 440 (Steel Ski)	1995-97		111-6200			
ZR 440 / 580 / 700 (steel Ski)	1993-96		111-6200			
ZR Models	1995-01			111-6302	111-6402	111-6502
ZR Models	2002-19			111-6304	111-6404	111-6504
ZL / ZRT Models	1995-03			111-6302	111-6402	111-6502
ZR 900 EFI / Sno Pro	2006			111-6304	111-6404	111-6504

WEARBAR APPLICATION - POLARIS™

Model	Year	Shaper™ Bar		
		4.5"	6"	9"
Polaris™				
340 Classic/340 Edge	2003-05	114-6306	114-6406	114-6506
340 Classic/340 Touring	2006	114-6307	114-6407	114-6507
340 Indy	2004	114-6306	114-6406	114-6506
340 LX/340 Touring	2007	110-6305	110-6405	
340/340 DLX/340 Touring	1999-04	114-6306	114-6406	114-6506
340/340 Transport	2008	110-6305	110-6405	
440	1997-98	114-6306	114-6406	114-6506
440 Pro X Fan	2002-03	114-6306	114-6406	114-6506
440 XC/XCR	1997-99	114-6306	114-6406	114-6506
500 Classic/550 Classic	2006	114-6307	114-6407	114-6507
500 Indy	1997-05	114-6306	114-6406	114-6506
500 Indy	2006	114-6307	114-6407	114-6507
500 RMK/600 RMK	1997-02	114-6306	114-6406	114-6506
500 SKS	1997	114-6306	114-6406	114-6506
500 XC SP	2006-07	114-6307	114-6407	114-6507
500 XC/500 XC SP	1999-05	114-6306	114-6406	114-6506
500/500 EFI/500 Classic/Classic Tour	1997-05	114-6306	114-6406	114-6506
550 Classic/550 Pro X	2004-05	114-6306	114-6406	114-6506
550 INDY / LXT / ADV	2014-22	114-6310	114-6410	114-6510
550 INDY ADVENTURER/VOYAGEUR 155	2015-22	114-6310	114-6410	114-6510
550 IQ LXT	2011-13	114-6307	114-6407	114-6507
550 IQ Shift	2009-13	114-6307	114-6407	114-6507
550 LX	2007-08	110-6305	110-6405	
550 Shift 136	2012-13	114-6307	114-6407	114-6507
550 Shift 136 Canada	2013	114-6309	114-6409	114-6509
550 SuperSport	2006	114-6307	114-6407	114-6507
550 Transport	2009	110-6305	110-6405	
550 Widetrack LX	2017-19	114-6310	114-6410	114-6510
600 Classic/600 Classic Tour	2001-05	114-6306	114-6406	114-6506
600 Classic/600 Touring	2006	114-6307	114-6407	114-6507
600 Dragon SP / 600 IQ Shift/136	2009	114-6307	114-6407	114-6507
600 Edge Touring	2004-05	114-6306	114-6406	114-6506
600 HO IQ / CFI / 600 HO IQ LX CFI	2007	114-6307	114-6407	114-6507
600 HO IQ Touring	2007-10	114-6307	114-6407	114-6507
600 HO Switchback	2006	114-6307	114-6407	114-6507
600 HO Switchback/CFI	2007	114-6307	114-6407	114-6507
600 Indy	2013-20	114-6307	114-6407	114-6507
600 Indy SP/XC	2014-22	114-6310	114-6410	114-6510
600 Indy Voyager	2014-22	114-6309	114-6409	114-6509
600 IQ / 700 IQ / 800 IQ	2008-10	114-6307	114-6407	114-6507
600 IQ LX	2008	114-6307	114-6407	114-6507
600 IQ Widetrack	2017	114-6309	114-6409	114-6509
600 LX	2010	114-6307	114-6407	114-6507
600 Pro X/600 Pro X2	2003-04	114-6306	114-6406	114-6506
600 RMK / 700 RMK / Shift	2008-09	114-6309	114-6409	114-6509
600 RMK's (all)	2010	114-6309	114-6409	114-6509
600 Rush/ Rush Pro-R / XCR	2013-22	114-6310	114-6410	114-6510
600 Switchback / 136 / 600 Shift 136	2011-12	114-6307	114-6407	114-6507
600 Switchback / 600 SB Adventure	2013-15	114-6310	114-6410	114-6510



Model	Year	Shaper™ Bar		
		4.5"	6"	9"
Polaris™				
600 Switchback Adventure	2012	114-6307	114-6407	114-6507
600 Switchback Pro-R	2012	114-6307	114-6407	114-6507
600 Switchback Pro-R/ S / Assault / XCR	2013-21	114-6310	114-6410	114-6510
600 Switchback/Dragon Switchback	2009-10	114-6307	114-6407	114-6507
600 Touring / 600 XC Dlx / 700 XC Dlx	2000	114-6306	114-6406	114-6506
600 XC/600 XCR/600 XCR SE/XC SP	1997-05	114-6306	114-6406	114-6506
600RR	2008	114-6308	114-6408	114-6508
700 Classic	2006	114-6307	114-6407	114-6507
700 Classic/700 Classic Tour	2001-04	114-6306	114-6406	114-6506
700 Dragon	2008	114-6309	114-6409	114-6509
700 Edge Touring	2004	114-6306	114-6406	114-6506
700 Pro X/700 Pro X2	2003-04	114-6306	114-6406	114-6506
700 RMK/700 SKS	1997-02	114-6306	114-6406	114-6506
700 Touring	2006	114-6307	114-6407	114-6507
700 XC/700 XCR/700 XC SP	1998-05	114-6306	114-6406	114-6506
800 Classic	2004	114-6306	114-6406	114-6506
800 Dragon	2008	114-6307	114-6407	114-6507
800 Dragon IQ	2010	114-6307	114-6407	114-6507
800 Dragon SP	2009	114-6307	114-6407	114-6507
800 Edge Touring	2004-05	114-6306	114-6406	114-6506
800 Indy SP	2014-16	114-6310	114-6410	114-6510
800 Pro X/800 Pro X2/Pro XR	2004	114-6306	114-6406	114-6506
800 RMK	2000-02	114-6306	114-6406	114-6506
800 RMK's	2009-10	114-6309	114-6409	114-6509
800/850 Rush Pro-R / Pro-S / Pro X / XC	2013-21	114-6310	114-6410	114-6510
800 Switchback / Switchback Pro-R	2012	114-6307	114-6407	114-6507
800/850 Switchback / Pro-R / Pro-S/ Pro-X	2013-21	114-6310	114-6410	114-6510
800 Switchback Adventure	2014-20	114-6310	114-6410	114-6510
800 Switchback Assault 144	2011-13	114-6307	114-6407	114-6507
800 / 850 Switchback Assault 144	2014-22	114-6310	114-6410	114-6510
800 Switchback/Dragon Switchback	2009-10	114-6307	114-6407	114-6507
800 XC/XC SP/LE	2001-05	114-6306	114-6406	114-6506
800 XCR	1999-03	114-6306	114-6406	114-6506
900 Switchback	2006	114-6307	114-6407	114-6507
AccuTrak Ski (with single wearbar)	ALL	114-6307	114-6407	114-6507
Classic/Classic Touring	1997-00	114-6306	114-6406	114-6506
Dragon/Dragon IQ All	2007-08	114-6307	114-6407	114-6507
Dragon Switchback (all)	2008-09	114-6307	114-6407	114-6507
Frontier Touring/Frontier Classic	2003-05	114-6306	114-6406	114-6506
FS Classic/FS Touring	2006	114-6307	114-6407	114-6507
FS IQ Touring/FST IQ Touring	2007-08	114-6307	114-6407	114-6507
FST Classic/Switchback/Touring	2006-07	114-6307	114-6407	114-6507
FST IQ/FST IQ LX/FST IQ Cruiser	2007	114-6307	114-6407	114-6507
FS Touring/FST Touring	2010	114-6307	114-6407	114-6507
Fusions	2005-06	114-6307	114-6407	114-6507
Indy Triumph	2000	114-6306	114-6406	114-6506
Indy XCF SP	2001	114-6306	114-6406	114-6506
IQ Cruiser / IQ Shift	2008	114-6307	114-6407	114-6507
IQ Turbo Dragon	2009-10	114-6307	114-6407	114-6507
IQ Turbo LX	2008	114-6307	114-6407	114-6507
Lite/Lite Deluxe/Lite GT/Lite Touring	1997-99	114-6306	114-6406	114-6506
RMK Dragon	2007	114-6309	114-6409	114-6509
RMK's (all)	2011-22	114-6309	114-6409	114-6509
RXL	1997	114-6306	114-6406	114-6506
Rush (all models)	2010-12	114-6307	114-6407	114-6507
Snocross 4 Bolt Ski	2004-12	114-6308	114-6408	114-6508
Sport/Sport Touring	1997-04	114-6306	114-6406	114-6506
Storm/Storm RMK/Storm SE	1997-98	114-6306	114-6406	114-6506
SportTour/ES	2001	114-6306	114-6406	114-6506
Super Sport	1997-05	114-6306	114-6406	114-6506
Super Sport	2007-08	110-6305	110-6405	
Switchback (all)	2008	114-6307	114-6407	114-6507
Titan SP/Adventure	2018-22	114-6310	114-6410	114-6510
Titan XC	2018-22	114-6309	114-6409	114-6509
Trail/Trail RMK/Trail Touring	1997-05	114-6306	114-6406	114-6506
Trail Touring/Dlx	2006	114-6307	114-6407	114-6507
Trail Touring/Dlx	2007-09	110-6305	110-6405	
Trail Touring	2010	114-6307	114-6407	114-6507
Trail RMK	2007-10	114-6307	114-6407	114-6507
Tran Sport	1997-99	114-6306	114-6406	114-6506
Turbo IQ/Turbo IQ LX / Turbo IQ LXT	2011-12	114-6307	114-6407	114-6507
Turbo IQ LXT	2013-14	114-6307	114-6407	114-6507
Turbo LX	2010	114-6307	114-6407	114-6507
Turbo Switchback	2009	114-6307	114-6407	114-6507
Ultra models	1997-98	114-6306	114-6406	114-6506
Wide Trak IQ/Wide Trak LX	2009-10	114-6309	114-6409	114-6509

TERMS & INDEX

NEW

HELMETS

HELMET ACCESSORIES

APPAREL

ACCESSORIES

TRACKS & SUSPENSION

STEERING

TRANS MISSION

PLOW & WINCH

WIND SHIELDS

BRAKES & CARB.

ENGINE PARTS

ELECTRICAL

TRAILER

CHEMICALS

TECH & TOOLS

P.O.P

STUD BOY CARBIDES

CODE = C

KEYWORD = 18



WEARBAR APPLICATION - POLARIS™

Model	Year	Shaper™ Bar		
		4.5"	6"	9"
Polaris™				
Wide Trak LX/GT	1997-05	114-6306	114-6406	114-6506
Wide Trak LX	2006-07	114-6307	114-6407	114-6507
Wide Trak (all models)	2011-16	114-6309	114-6409	114-6509
XCF / XLT models	1997-99	114-6306	114-6406	114-6506

WEARBAR APPLICATION - SKI-DOO™

Model	Year	Round Bar		Shaper™ Bar		
		6"	9"	4.5"	6"	9"
Ski-Doo™						
All Precision Skis	ALL			112-6311	112-6411	
All Pilot Skis	ALL			112-6312	112-6412	112-6512*
All Camoplast (blow molded)	ALL	110-6105		110-6305	110-6405	
Expedition / Sport	2005-06	110-6105		110-6305	110-6405	
Expedition SE / LE	2011-22			112-6312	112-6412	112-6512*
Expedition Sport	2011-22			112-6312	112-6412	112-6512*
Expedition Xtreme	2017-22			112-6312	112-6412	112-6512*
Formula 380 / 500 / 500 DLX (Steel)	1999-02		112-6208			
Formula 500 / 583 / 600 / 670 / 700 DLX	1999-01			112-6310	112-6410	112-6510
Formula 500 / 583 DLX	1997-98		112-6209			
Formula 583	1997		112-6208			
Formula III 600 / 700	1997-98		112-6209			
Formula III 600 / 700	1999-00			112-6310	112-6410	112-6510
Formula III LT	1997-98		112-6209			
Formula MX-LT / MXZ / STX / LT	1986-95					
Formula Z 500 / 583 / 600 / 670 / 700	1999-00			112-6310	112-6410	112-6510
Formula Plus X / EFI	1985-94					
Formula S / SL / SLS / 380	1995-00		112-6208			
Formula SS	1996					
Formula Z - 583 / 670	1997-98		112-6209			
Formula Z / Mach Z / III	1993-96	112-6102				
Freeride's	2012-22			112-6312	112-6412	112-6512*
Freestyle's	2006-09	110-6105		110-6305	110-6405	
Grand Touring	1993					
Grand Touring	1994	112-6102				
Grand Touring 470	1995					
Grand Touring 500	1996		112-6208			
Grand Touring 500 / 583 / 600 / 700 / SE	1999-02			112-6310	112-6410	112-6510
Grand Touring 500 / 583 / 700 / SE	1997-98		112-6209			
Grand Touring Fan	2002		112-6208			
Grand Touring Fan	2003	110-6105		110-6305	110-6405	
Grand Touring SE / 583	1994-96	112-6102				
Grand Touring Sport / GS / SE	2002			112-6310	112-6410	112-6510
Grand Touring E / LE / SLE	1995-00		112-6208			
Grand Touring Models	2010-22			112-6312	112-6412	112-6512*
GSX Fan (380/550)	2005	110-6105		110-6305	110-6405	
GSX Sport / Ltd.	2005	110-6105		110-6305	110-6405	
GSX Models	2006-15			112-6312	112-6412	112-6512*
GTX Fan (380/550)	2005	110-6105		110-6305	110-6405	
GTX Models	2006-09			112-6312	112-6412	112-6512*
Legend Fan	2002		112-6208			
Legend Fan	2003	110-6105		110-6305	110-6405	
Legend Sport	2002			112-6310	112-6410	112-6510
Legend Models	2007-08	110-6105		110-6305	110-6405	
Legend Touring	2009			112-6312	112-6412	112-6512*
Mach 1	1989-94					
Mach 1	1995-96	112-6102				
Mach 1 / Mach Z	1999-02			112-6310	112-6410	112-6510
Mach 1 / Mach Z / LT	1997-98		112-6209			
Mach Z / LT / X / Adrenaline	2006-08			112-6312	112-6412	112-6512*
MXZ MODELS (ALL)	1998-01			112-6310	112-6410	112-6510
MXZ MODELS (excluding Blizzard)	2006-22			112-6312	112-6412	112-6512*
MXZ Fan 550	2003-05	110-6105		110-6305	110-6405	
MXZ TNT's	2008-22			112-6312	112-6412	112-6512*
MXZ 550 X (Fan)	2006-10			112-6312	112-6412	112-6512*
MXZ (Fan) 380 / 440 / 500	2001		112-6208			
MXZ (Fan) 380 / 440 / 500	2003-05	110-6105		110-6305	110-6405	
MXZ Fan 380 / 550	2006-07			112-6312	112-6412	112-6512*
MXZ 440 / 583 / 670	1996-98	112-6104	112-6204			
MXZ Trail	2002			112-6310	112-6410	112-6510
MXZ Trail 500 (all)	2006-09			112-6312	112-6412	112-6512*
MXZ X's	2007-10			112-6312	112-6412	112-6512*
Renegade's (excluding Enduro)	2010-22			112-6312	112-6412	112-6512*

* = 112-6512 has a 7.5" carbide

*Please note that on some models we are limited by the ski/wearbar for the cutting carbide length.



WEARBAR APPLICATION - SKI-DOO™

Model	Year	Round Bar		Shaper™ Bar		
		6"	9"	4.5"	6"	9"
Ski-Doo™						
Safari	1990-94					
Skandic	1993					
Skandic LT / WT / SWT/Tundra	2003-05		112-6208			
Skandic 380 / 500 / WT / WT LC / SWT	1995-01		112-6208			
Skandic Sport / SUV / SWT	2003-05			112-6310	112-6410	112-6510
Skandic Tundra	2006-11	110-6105		110-6305	110-6405	
Skandic Tundra LT	2008-11			112-6312	112-6412	112-6512*
Skandic Tundra Sport	2010-12			112-6312	112-6412	112-6512*
Skandic SWT	2013-22			112-6312	112-6412	112-6512*
Skandic Tundra Xtreme	2011-12			112-6312	112-6412	112-6512*
Skandic WT (XU)	2011-22			112-6312	112-6412	112-6512*
Summit 500 / 583	1994-96	112-6102				
Summit 500 / 583 / 670	1997-98		112-6209			
All Summits	1999-05			112-6310	112-6410	112-6510
Summit Fan/Adrenaline/Highmark/X's/Everest	2006-09			112-6312	112-6412	112-6512*
Summits (ALL)	2010-22			112-6312	112-6412	112-6512*
Tundra	2012	110-6105		110-6305	110-6405	
Tundra LT's	2012			112-6312	112-6412	112-6512*
Tundra's (ALL)	2013-22			112-6312	112-6412	112-6512*

* = 112-6512 has a 7.5" carbide

*Please note that on some models we are limited by the ski/wearbar for the cutting carbide length.

WEARBAR APPLICATION - YAMAHA™

Model	Year	Round Bar		Shaper™ Bar		
		6"	9"	4.5"	6"	9"
Yamaha™						
Apex All Models	2006-13			113-6320	113-6420	113-6520
Apex All Models	2014-18			113-6321	113-6421	113-6521*
Attak / GT	2006-08			113-6320	113-6420	113-6520
Enticer 400	1991		113-6206			
Excel V	1985-91		113-6206			
Exciter	1991-93		113-6206			
Exciter II SX	1993		113-6206			
FX Nytro MTX	2008-14			113-6320	113-6420	113-6520
FX Nytro / RTX / RTX SE / XTX / MTX	2008-12			113-6320	113-6420	113-6520
FX Nytro / RTX / XTX	2013-14			113-6321	113-6421	113-6521*
Mountain Lite	1998-99		113-6206			
Mountain Max 600/700	1997		113-6215			
Mountain Max 600/700	1998-99	113-6118	113-6218	113-6318	113-6418	113-6518
Mountain Max 600 / 700	2000-04	113-6118	113-6218	113-6318	113-6418	113-6518
Mountain SRX 700	1998	113-6118	113-6218	113-6318	113-6418	113-6518
Mountain RX-1	2003-05			113-6320	113-6420	113-6520
Mountain SX Viper	2003-06			113-6320	113-6420	113-6520
Nytro / Nytro ER	2006-08			113-6320	113-6420	113-6520
Ovation	1989-99		113-6206			
Phazer	1984-98		113-6206			
Phazer	1999-00	113-6117				
Phazer / DLX	2001-08			113-6320	113-6420	113-6520
Phazer Mountain Lite	2000-01	113-6118	113-6218	113-6318	113-6418	113-6518
Phazer MTX	2014-17			113-6320	113-6420	113-6520
Phazer Models	2001-13			113-6320	113-6420	113-6520
Phazer RTX / XTX	2014-18			113-6321	113-6421	113-6521*
RS RAGE / GT	2005-07			113-6320	113-6420	113-6520
RS VECTOR / ER / GT / LTX / LTX GT / MTN	2005-13			113-6320	113-6420	113-6520
RS VECTOR LE / LTX	2014-18			113-6321	113-6421	113-6521*
RS VENTURE / GT / TF	2005-13			113-6320	113-6420	113-6520
RS VENTURE / GT / TF / LE / BAT	2014-22			113-6321	113-6421	113-6521*
RX -1 / ER / MTN / WARRIOR	2003-05			113-6320	113-6420	113-6520
Sidewinder LTX RTX STX XTX LE/SE	2017-20			113-6321	113-6421	113-6521*
SRV	1985-86		113-6206			
SRV / LTX / SE / RTX SE / XTX SE	2014			111-6304	111-6404	111-6504
SR Viper S-TX/ DX / LTX LE/ SE / RTX SE / XTX SE	2015-20			113-6321	113-6421	113-6521*
SRV MTX SE / LE	2015-17			111-6304	111-6404	111-6504
SIDEWINDER SRX LE	2019			113-6321	113-6421	113-6521*
SRX 600 / 700	1998-99	113-6118	113-6218	113-6318	113-6418	113-6518
SRX 600 / 700	2000-02	113-6118	113-6218	113-6318	113-6418	113-6518
SX 500R / 600R / 700R / SRX700	2000-03	113-6118	113-6218	113-6318	113-6418	113-6518
SX VENOM / ER	2004-06			113-6320	113-6420	113-6520
SX Viper / V-Max / Ventures	2002-06			113-6320	113-6420	113-6520
SX VIPER MTN	2003-06			113-6320	113-6420	113-6520
Venture 500 / 600 / 700 / XL	1997-00		113-6215			
Venture 500 / 600 / 700 / XL	2001-07			113-6320	113-6420	113-6520
Venture XL	1999-00	113-6117				

* = 113-6521 has only 7.5" of carbide

*Please note that on some models we are limited by the ski/wearbar for the cutting carbide length.



WEARBAR APPLICATION - YAMAHA™

Model	Year	Round Bar		Shaper™ Bar		
		6"	9"	4.5"	6"	9"
Yamaha™						
Venture Lite	2001-13			113-6320	113-6420	113-6520
Venture MP	2013			113-6320	113-6420	113-6520
Venture MP	2014-18			113-6321	113-6421	113-6521*
Venture TR Electric / XL	1984-98		113-6206			
VK 540 II / III	1998-05		113-6206			
VK Professional / RS Viking Pro	2007-12			113-6320	113-6420	113-6520
Vmax	1983-86		113-6206			
Vmax 4 / Mountain Max	1992-97		113-6214			
Vmax All	1997-00		113-6215			
Vmax 500 / 600	1994-96		113-6214			
Vmax 500 SX / 600 SX / 700 SX	1999	113-6118	113-6218	113-6318	113-6418	113-6518
Vmax (DLX) 500 / 600 / 700	2001-03			113-6320	113-6420	113-6520

* = 113-6521 has only 7.5" of carbide

*Please note that on some models we are limited by the ski/wearbar for the cutting carbide length.

WEARBAR APPLICATION FOR AFTERMARKET SKIS

Model	Round Bar		Shaper™ Bar	
	6"	4.5"	6"	9"
Aftermarket				
C&A Pro / Ultra Flex / ADX / Razor / XT / BX / XTX / XCS		110-6307	110-6407	110-6507
EXO	*110-6105	110-6305	110-6405	
Curve XS		110-6307	110-6407	110-6507
Kimpex Plastic Single Keel		111-6302	111-6402	111-6502
Kimpex "Arrow" (dual keel)		*112-6311	*112-6411	
Sly Dog		110-6307	110-6407	110-6507
Split Rail		112-6311	112-6411	
USI Twin Keel Ski (2 Bolt Pattern)		*112-6311	*112-6411	
Yamaha Tuner Ski		113-6321	113-6421	113-6521

*Please note that on some models we are limited by the ski/wearbar for the cutting carbide length.

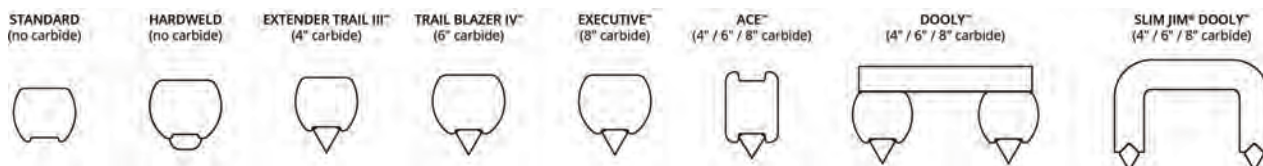


WOODY'S FLAT-TOP® TRAIL RUNNERS



FOR SAFETY, PERFORMANCE, & CONTROL

Runners are an essential part of traction and control products. Woody's carbide runners are designed to provide you with the cutting edge needed to remain safe and in control of your snowmobile on hard-packed and icy terrain. Woody's manufactures their runners with the finest carbide and steel. Their Flat-Top® runner design allows the runner to be installed flush to the ski to prevent the runner from rocking and wearing the ski. This feature is a significant advantage over round bars, which cover significantly less surface area under installation. An angled cut at the rear of each runner prevents snagging when unloading or reversing. For optimum handling, it is crucial to balance the length of carbide in your runners with the number of studs installed in your track. For your runner series number, refer to the CAD drawings with bolt pattern measurements on the next pages.



EXTENDER TRAIL III™



Woody's entry level carbide runner featuring four inches of 60° carbide. Whether you're looking for a replacement factory runner, a cutting edge in hard-packed snow and ice, or to improve your safety & handling, this option is for you. For use on snowmobiles with unstudded to lightly studded tracks.

TRAIL BLAZER IV™



This runner has six inches of 60° turning carbide – a great choice if you are looking for overall improvement in safety and handling, or to replace your factory runner. Use with a studded or un-studded track.

EXECUTIVE™



This single runner provides balanced traction for performance-based trail and cross country riders with studded tracks. Its 8", 60° turning carbide is strategically placed to provide superior traction and protect the steel bar from excessive wear.

ACE™



This carbide runner is the tallest in the industry and has a narrow, rectangular profile for aggressive turning capabilities. Its 60° turning carbide, available in 4", 6", and 8", has been strategically placed to protect the runner and reduce darting by carving through existing grooves. Works great on Crossovers and in deep snow!

Part No.	Description	Code	Keyword	Part No.	Description	Code	Keyword
4" Carbide							
AP4-1225	Polaris™	C	18	AA6-9975	Arctic Cat™	C	18
AP6-1300	Polaris™	C	18	AP6-1225	Polaris™	C	18
AS4-9600	Ski-Doo™	C	18	AS6-9600	Ski-Doo™	C	18
AY4-8500	Yamaha™	C	18	AY6-6580	Yamaha™	C	18
6" Carbide							
AP8-1300	Polaris™	C	18				
AY8-8500	Yamaha™	C	18				
8" Carbide							

DOOLY™



Each of these dual carbide runners have two single runners mounted to a steel plate, producing a total of four contact lines on the terrain. These four blades with 60° carbide drastically reduce darting as they carve through existing grooves from single runners. This design spreads the PSI across two points, which extends the life of the runner and eases steering. When turning, only one blade per dual runner will contact the terrain, acting like a pair of single runners. Available with 4", 6", and 8" carbide per blade; exceptions exist for runners with short lengths.

8" 1300 SERIES DOOLY™/ SLIM JIM®

Part No.	Description	Code	Keyword
DP8-1300	8" Polaris™ Dooly™ Runner	C	18
SP8-1300	8" Polaris™ Slim Jim®	C	18

SLIM JIM® DOOLY™



For riders who like the reduced darting feature of the original Dooly, but also want a lighter, performance-based runner for responsive cornering. Formed from one piece of steel, this dual runner comes with 4, 6, and 8 inches of 60° carbide on two narrow blades, providing extreme control.

SLIM JIM® DOOLY™ RUNNERS FOR POLARIS™ PRO STEER SKI

Part No.	Description	Code	Keyword
SP4-1300	4" Slim Jim®	C	18
SP6-1300	6" Slim Jim®	C	18

For recommendations specific to your snowmobile, visit www.woodystraction.com and use Woody's Hookup Traction Guide.

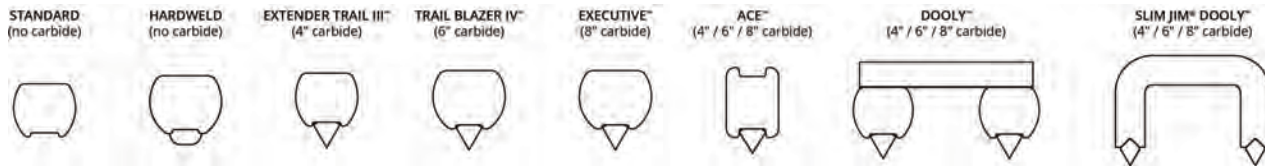
TERMS & INDEX
NEW
HELMETS
HELMET ACCESSORIES
APPAREL
ACCESSORIES
TRACKS & SUSPENSION
STEERING
TRANS MISSION
PLOW & WINCH
WIND SHIELDS
BRAKES & CARB.
ENGINE PARTS
ELECTRICAL
TRAILER
CHEMICALS
TECH & TOOLS
P.O.P

WOODY'S FLAT-TOP® TRAIL RUNNERS



FOR SAFETY, PERFORMANCE, & CONTROL

Runners are an essential part of traction and control products. Woody's carbide runners are designed to provide you with the cutting edge needed to remain safe and in control of your snowmobile on hard-packed and icy terrain. Woody's manufactures their runners with the finest carbide and steel. Their Flat-Top® runner design allows the runner to be installed flush to the ski to prevent the runner from rocking and wearing the ski. This feature is a significant advantage over round bars, which cover significantly less surface area under installation. An angled cut at the rear of each runner prevents snagging when unloading or reversing. For optimum handling, it is crucial to balance the length of carbide in your runners with the number of studs installed in your track. For your runner series number, refer to the CAD drawings with bolt pattern measurements on the next pages.



9600 SERIES RUNNERS - SKI-DOO™

these new runners are designed for use with new Ski-Doo™ 2021 model year sleds **Doolys™** sold as single runners and **Standard Runners** sold as pairs



Part No.	Size	Description	Code	Keyword
Standard Runners				
RUS-9600	7/16"	Standard Wear Bar	C	18
HSD-9600	1/2"	Hardweld Wear Bar (Composite Only)	C	18
ESD3-9600	1/2"	Extender Series III™ - 4" X 60° Turning 1 1/2" End Pad With Hard Weld	C	18
TSD4-9600	1/2"	Trail Blazer IV™ - 6" X 60° Turning 1 1/2" End Pad With Hard Weld	C	18
WSD-9600	1/2"	Executive™ Series - 8" X 60° Turning With Hard Weld	C	18
Dooly™ Runners				
DS4-9600	7/16" bar	4" X 60° Turning 1 1/2" End Pad With Hard Weld	C	18
DS6-9600	7/16" bar	6" X 60° Turning With Hard Weld	C	18
DS8-9600	7/16" bar	8" X 60° Turning With Hard Weld	C	18



YAMAHA™ DOOLY™ RUNNER

This new 6" Dooly™ Runner is designed for use with Yamaha™ snowmobiles. **Sold as a single runner**



Part No.	Size	Description	Code	Keyword
DY6-6570	7/16"	6" X 60° Turning 1 1/2" End Pad With Hard Weld	C	18

CURVE XM SKI

This new series of runners is designed for use with new Curve brand XM Ski **Sold as a pair**



Part No.	Size	Description	Code	Keyword
RUCV-2001	3/8" sq	Standard Wear Bar for Curve XM Ski	C	18
HSCV-2001	3/8" sq	Hardweld Wear bar for Curve XM Ski	C	18
ECV3-2001	3/8" sq	4" X 60° Turning With Hard Weld - Extender Trail III™ Series for Curve XM Ski	C	18
ACV6-2001	1/2" x 3/8"	6" X 60° Turning With Hard Weld - Ace 6" Series for Curve XM Ski	C	18
ACV8-2001	1/2" x 3/8"	8" X 60° Turning With Hard Weld - Ace 8" Series for Curve XM Ski	C	18

TRAIL C&A PRO SKI CARBIDE RUNNER

Woody's now offers a hardweld option for the popular C&A 4500 series line of runners **Sold as a pair**



Part No.	Size	Description	Code	Keyword
HSC-4500	1/2"	Hardweld Wear Bar	C	18

For recommendations specific to your snowmobile, visit www.woodystraction.com and use Woody's Hookup Traction Guide.

WOODY'S FLAT-TOP® TRAIL RUNNERS


CODE = C

KEYWORD = 18



Model	Year(s)	Top-Stock™ Hardweld	Extender III™ 4" Carbide	Trail Blazer™ 6" Carbide	Executive™ 8" Carbide	ACE™ 4" Carbide	ACE™ 6" Carbide	ACE™ 8" Carbide
Arctic Cat™								
200	2018	HSA-0212	EAT3-0212	SXA-0212**				
4 Stroke (Blow Molded)	2002		EAT3-9850	TAT4-9850				
4 Stroke Touring	2003		EAT3-9750	TAT4-9750	WAT-9750			
4 Stroke Trail	2003		EAT3-9850	TAT4-9850				
Bear Cat (Steel)	1996-97			TAT4-6050	WAT-6050			
Bear Cat (Steel)	1998-99		EAT3-7050	TAT4-7050	WAT-7050			
Bear Cat (Composite)	1998-08		EAT3-9750	TAT4-9750	WAT-9750			
Bear Cat (Blow Molded)	2000		EAT3-9850	TAT4-9850				
Bear Cat (Composite)	2009-15		EAT3-9975	TAT4-9975	WAT-9975		AA6-9975	
Bear Cat WT / WT Turbo	2006-08		EAT3-9975	TAT4-9975	WAT-9975		AA6-9975	
Bear Cat XT	2018		EAT3-9975	TAT4-9975	WAT-9975		AA6-9975	
Blast M / LT / ZR / XR	2021-22		EAT3-9975	TAT4-9975	WAT-9975		AA6-9975	
CFR 800 / 1000	2010-11		EAT3-9975	TAT4-9975	WAT-9975		AA6-9975	
Cougar MC	1992-97		EAT3-7050	TAT4-7050	WAT-7050			
Cougar Deluxe / MC	1998		EAT3-9750	TAT4-9750	WAT-9750			
Cougar / 2 Up	1992-98		EAT3-7050	TAT4-7050	WAT-7050			
Crossfires	2006-11		EAT3-9975	TAT4-9975	WAT-9975		AA6-9975	
EXT / EXT MC	1991-97		EAT3-7050	TAT4-7050	WAT-7050			
EXT MC (Wave Track)	1994-97			TAT4-6050	WAT-6050			
EXT 600 (Steel)	1997-98			TAT4-6050	WAT-6050			
EXT Powder Special / Dlx EFI	1995-98		EAT3-9750	TAT4-9750	WAT-9750			
EXT Touring (Composite)	1998		EAT3-9750	TAT4-9750	WAT-9750			
F 5 / 6 / 8 / 1000 / LXR / Sno-Pro /1100	2007-14		EAT3-9975	TAT4-9975	WAT-9975		AA6-9975	
Fan 570 / FS LXR	2008-14		EAT3-9975	TAT4-9975	WAT-9975		AA6-9975	
Firecats	2003-06		EAT3-9975	TAT4-9975	WAT-9975		AA6-9975	
Jag / Dlx / AFS / L / T	1992-99		EAT3-7050	TAT4-7050	WAT-7050			
Jaguar Z1	2007-08		EAT3-9975	TAT4-9975	WAT-9975		AA6-9975	
King Cat	2004-06		EAT3-9750	TAT4-9750	WAT-9750			
Lynx	2015-20		EAT3-9975	TAT4-9975	WAT-9975		AA6-9975	
M series (All)	2005-22		EAT3-9975	TAT4-9975	WAT-9975		AA6-9975	
Mountain Cat	2001-04		EAT3-9750	TAT4-9750	WAT-9750			
Pantera	1991-97		EAT3-7050	TAT4-7050	WAT-7050			
Pantera (Composite)	1997-05		EAT3-9750	TAT4-9750	WAT-9750			
Pantera 550 (Blow Molded)	2003		EAT3-9850	TAT4-9850				
Pantera (Except 7000 XT LTD)	2015-19		EAT3-9975	TAT4-9975	WAT-9975		AA6-9975	
Panther	1992-99		EAT3-7050	TAT4-7050	WAT-7050			
Panther (Blow Molded)	2000-05		EAT3-9850	TAT4-9850				
Panther (Composite)	2006-08		EAT3-9975	TAT4-9975			AA6-9975	
Powder Extreme/Special/EFI	1997-00		EAT3-9750	TAT4-9750	WAT-9750			
Puma	1991-97		EAT3-7050	TAT4-7050	WAT-7050			
Riot	2020-22		EAT3-9975	TAT4-9975	WAT-9975		AA6-9975	
Sabercats	2004-06		EAT3-9975	TAT4-9975	WAT-9975		AA6-9975	
Sno-Pro 500	2010-14		EAT3-9975	TAT4-9975	WAT-9975		AA6-9975	
T 660 Turbo / Touring / Turbo Touring / LE	2004		EAT3-9750	TAT4-9750	WAT-9750			
T 660 Turbo / Touring / Turbo Touring / LE	2005-07		EAT3-9975	TAT4-9975	WAT-9975		AA6-9975	
Thunder Cat / MC (Composite)	1997-02		EAT3-9750	TAT4-9750	WAT-9750			
Triple Touring	1999-01		EAT3-9750	TAT4-9750	WAT-9750			
T Z1 / T 500 / T 570 / T Z1 LXR	2008-14		EAT3-9975	TAT4-9975	WAT-9975		AA6-9975	
XF	2012-19		EAT3-9975	TAT4-9975	WAT-9975		AA6-9975	
Z (Composite)	1995-99		EAT3-9750	TAT4-9750	WAT-9750			
Z1 - LXR / Turbo / EXT / Sno-Pro	2009-11		EAT3-9975	TAT4-9975	WAT-9975		AA6-9975	
Z 370 / 440 / 570 / ES / ESR / LX (Blow Molded)	1999-06		EAT3-9850	TAT4-9850				
Z 370 / 570 / LX (Composite)	2007		EAT3-9975	TAT4-9975	WAT-9975		AA6-9975	
ZL / ZRT (Composite)	1995-03		EAT3-9750	TAT4-9750	WAT-9750			
ZR	1997-01		EAT3-9750	TAT4-9750	WAT-9750			
ZR 500 / 600 / 800 / 900 EFI	2002-06		EAT3-9975	TAT4-9975	WAT-9975		AA6-9975	
ZR	2014-22		EAT3-9975	TAT4-9975	WAT-9975		AA6-9975	
ZR 200	2018-22		HSA-0212	EAT3-0212	SXA-0212**			

** = 4" SNO-X RUNNER





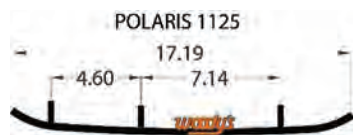
TERMS & INDEX
NEW
HELMETS
HELMET ACCESSORIES
APPAREL
ACCESSORIES
TRACKS & SUSPENSION
STEERING
TRANS MISSION
PLOW & WINCH
WIND SHIELDS
BRAKES & CARB.
ENGINE PARTS
ELECTRICAL
TRAILER
CHEMICALS
TECH & TOOLS
P.O.P

WOODY'S FLAT-TOP® TRAIL RUNNERS



CODE = C KEYWORD = 18

Model	Year(s)	Top-Stock™ Hardweld	Extender III™ 4" Carbide	Trail Blazer™ 6" Carbide	Executive™ 8" Carbide	ACE™ 4" Carbide	ACE™ 6" Carbide	ACE™ 8" Carbide
Polaris™								
340/550 Transport / Trail Touring (Molded)	2008-09		ESD3-9350	TSD4-9350				
340 LX/550 LX (Blow Molded)	2007-08		ESD3-9350	TSD4-9350				
340 Touring (Blow Molded)	2007		ESD3-9350	TSD4-9350				
500 XC SP (1 per ski)	2007		EPI3-1225	TPI4-1225	WPI-1225	AP4-1225	AP6-1225	
500 XC SP (2 per ski)	2007		EPI3-7125	TPI4-7125	WPI-7125			
550 Indy / LX / Adventure/ Voyageur 155"	2014-22		EPI3-1300	TPI4-1300	WPI-1300		AP6-1300	AP8-1300
550 Indy LXT (Northstar)(Gripper Ski)	2018-22		EPI3-1125	TPI4-1125				
550 & 600 Indy Voyageur 144"	2014-20, 22		EPI3-1125	TPI4-1125				
550 Adventure 155	2021		EPI3-1125	TPI4-1125				
550 Shift 136" Canada	2013		EPI3-1125	TPI4-1125				
550 Widetrak LX	2016-19		EPI3-1300	TPI4-1300	WPI-1300		AP6-1300	AP8-1300
600 Indy	2014-20		EPI3-1225	TPI4-1225	WPI-1225	AP4-1225	AP6-1225	
600, 800 & 850 Indy Adventure (Except 850 INTL 1.5)	2020-22		EPI3-1300	TPI4-1300	WPI-1300		AP6-1300	AP8-1300
600 & 800 Indy SP	2013-20, 22		EPI3-1300	TPI4-1300	WPI-1300		AP6-1300	AP8-1300
Indy XC/XCR/VR1/Crosscountry	2019-22		EPI3-1300	TPI4-1300	WPI-1300		AP6-1300	AP8-1300
600 Voyageur 144 ES	2021-22		EPI3-1125	TPI4-1125				
850 Indy Adventure 137 Intl. (1.5 Storm)	2021		EPI3-1125	TPI4-1125				
Indy EVO	2019-22		EPI3-1300	TPI4-1300	WPI-1300		AP6-1300	AP8-1300
Indys (Steel)	1990-06		EPI3-1225	TPI4-1225	WPI-1225	AP4-1225	AP6-1225	
Indys (Composite)	1997-06		EPI3-1225	TPI4-1225	WPI-1225	AP4-1225	AP6-1225	
IQ Chassis sleds (1 per ski)	2005-13		EPI3-1225	TPI4-1225	WPI-1225	AP4-1225	AP6-1225	
IQ Chassis sleds (2 per ski)	2005-15		EPI3-7125	TPI4-7125	WPI-7125			
Matryx (Pro-Steer)	2021		EPI3-1300	TPI4-1300	WPI-1300		AP6-1300	AP8-1300
Matryx (Gripper)	2021		EPI3-1125	TPI4-1125				
RMK EVO	2021-22		EPI3-1125	TPI4-1125				
600 RMK 144 / Pro RMK / RMK Khaos	2022		EPI3-1125	TPI4-1125				
RMK / Dragon / Assault / 600 / 700 / 800 / Khaos	2007-21		EPI3-1125	TPI4-1125				
RMK / SKS / Switchback	2003-05		EPI3-9125	TPI4-9125	WPI-9125			
RMK Shift / Assault / 600 / 700 / 800	2009		EPI3-1125	TPI4-1125				
Rush (1 per ski)	2010-12		EPI3-1225	TPI4-1225	WPI-1225	AP4-1225	AP6-1225	
Rush (2 per ski)	2010-12		EPI3-7125	TPI4-7125	WPI-7125			
Rush / Switchback (Pro-Steer)	2013-22		EPI3-1300	TPI4-1300	WPI-1300		AP6-1300	AP8-1300
Switchback (Gripper Ski)	2019-22		EPI3-1125	TPI4-1125				
Shur-Steer (Steel/Composite)	1990-06		EPI3-3180	TPI-3180				
SKS	2016-21		EPI3-1125	TPI4-1125				
Supersport (Blow Molded)	2007-08		ESD3-9350	TSD4-9350				
Titan Adventure / SP / XC	2021-22		EPI3-1125	TPI4-1125				
Titan SP / Adventure	2018-20		EPI3-1300	TPI4-1300	WPI-1300		AP6-1300	AP8-1300
Titan XC (Pro-Float Ski)	2019-20		EPI3-1300	TPI4-1300	WPI-1300		AP6-1300	AP8-1300
Titan XC (Gripper)	2018-19, 22		EPI3-1125	TPI4-1125				
Trail RMK (1 per ski)	2007-10		EPI3-1225	TPI4-1225	WPI-1225	AP4-1225	AP6-1225	
Trail RMK (2 per ski)	2007-08		EPI3-7125	TPI4-7125	WPI-7125			
Trail Touring	2010		EPI3-1225	TPI4-1225	WPI-1225	AP4-1225	AP6-1225	
Widetrak LX	2007		EPI3-9125	TPI4-9125	WPI-9125			
Widetrak LX / Widetrak IQ	2008-17		EPI3-1125	TPI4-1125				



WOODY'S FLAT-TOP® TRAIL RUNNERS



CODE = C

KEYWORD = 18

TERMS & INDEX

Model	Year(s)	Standard No Carbide	Top-Stock™ Hardweld	Extender III™ 4" Carbide	Trail Blazer™ 6" Carbide	Executive™ 8" Carbide	ACE™ 4" Carbide	ACE™ 6" Carbide	ACE™ 8" Carbide
Ski-Doo™									
Backcountry	2019-20	RUS-9600	HSD-9500-20 HSD-9600	ESD3-9600	TSD4-9600	WSD-9600	AS4-9600	AS6-9600	
Backcountry	2021-22	RUS-9600	HSD-9600	ESD3-9600	TSD4-9600	WSD-9600	AS4-9600	AS6-9600	
Elite (Precision)	2005			ESD3-9255	TSD4-9255	WSD-9255			
Expedition Sport (Blow Molded)	2005-06			ESD3-9350	TSD4-9350				
Expedition Sport/ SE / LE / 600HO / Xtreme / SWT	2011-20	RUS-9600	HSD-9500-20 HSD-9600	ESD3-9600	TSD4-9600	WSD-9600	AS4-9600	AS6-9600	
Expedition Sport/ SE / LE / 600HO / Xtreme / SWT	2021-22	RUS-9600	HSD-9600	ESD3-9600	TSD4-9600	WSD-9600	AS4-9600	AS6-9600	
FreeRide	2012-20	RUS-9600	HSD-9500-20 HSD-9600	ESD3-9600	TSD4-9600	WSD-9600	AS4-9600	AS6-9600	
FreeRide	2021-22	RUS-9600	HSD-9600	ESD3-9600	TSD4-9600	WSD-9600	AS4-9600	AS6-9600	
Freestyle/ Session 300 / 550 / Park / Back Ctry	2006-08			ESD3-9350	TSD4-9350				
Freestyle Back Country (Blow Molded)	2009			ESD3-9350	TSD4-9350				
Formula (Steel)	1997-01			ESD3-6175	TSD4-6175	WSD-6175			
Formula (Composite)	1997-98			ESD3-8150	TSD4-8150				
Formula (Composite Flex)	1999-01			ESD3-8250	TSD4-8250	WSD-8250			
Grand Touring (Composite Flex)	1999-02			ESD3-8250	TSD4-8250	WSD-8250			
Grand Touring 380/500 Fan	2002			ESD3-6175	TSD4-6175	WSD-6175			
Grand Touring 380/550 (Blow Molded)	2003			ESD3-9350	TSD4-9350				
Grand Touring 500/600/700/V-1000	2003			ESD3-9255	TSD4-9255	WSD-9255			
Grand Touring Sport / LE / SE	2010-15	RUS-9600	HSD-9500-20 HSD-9600	ESD3-9600	TSD4-9600	WSD-9600	AS4-9600	AS6-9600	
Grand Touring Sport / LE	2016-20	RUS-9600	HSD-9500-20 HSD-9600	ESD3-9600	TSD4-9600	WSD-9600	AS4-9600	AS6-9600	
Grand Touring Sport / LE / Limited	2021-22	RUS-9600	HSD-9600	ESD3-9600	TSD4-9600	WSD-9600	AS4-9600	AS6-9600	
GSX Fan 550	2008-09	RUS-9600	HSD-9500-20 HSD-9600	ESD3-9600	TSD4-9600	WSD-9600	AS4-9600	AS6-9600	
GSX Rev (Precision)	2004-05			ESD3-9255	TSD4-9255	WSD-9255			
GSX Rev (Pilot)	2006-07	RUS-9600	HSD-9500-20 HSD-9600	ESD3-9600	TSD4-9600	WSD-9600	AS4-9600	AS6-9600	
GSX Sport / Limited / LE / SE (XP Pilot)	2008-15	RUS-9600	HSD-9500-20 HSD-9600	ESD3-9600	TSD4-9600	WSD-9600	AS4-9600	AS6-9600	
GTX Rev (Precision)	2005			ESD3-9255	TSD4-9255	WSD-9255			
GTX Rev (Pilot)	2006-09	RUS-9600	HSD-9500-20 HSD-9600	ESD3-9600	TSD4-9600	WSD-9600	AS4-9600	AS6-9600	
GTX Sport / LE / SE (XP Pilot)	2009	RUS-9600	HSD-9500-20 HSD-9600	ESD3-9600	TSD4-9600	WSD-9600	AS4-9600	AS6-9600	
Legend (Steel)	2002			ESD3-6175	TSD4-6175	WSD-6175			
Legend Sport (Composite Flex)	2002			ESD3-8250	TSD4-8250	WSD-8250			
Legend (Precision)	2002-05			ESD3-9255	TSD4-9255	WSD-9255			
Legend (Blow Molded)	2003-04			ESD3-9350	TSD4-9350				
Legend Touring	2008-09	RUS-9600	HSD-9500-20 HSD-9600	ESD3-9600	TSD4-9600	WSD-9600	AS4-9600	AS6-9600	
Mach 1/Z LT/Z (Composite)	1997-98			ESD3-8150	TSD4-8150				
Mach 1/Z (Composite Flex)	1999-02			ESD3-8250	TSD4-8250	WSD-8250			
Mach Z	2003, 05			ESD3-9255	TSD4-9255	WSD-9255			
Mach Z - X / Adrenaline	2006-07	RUS-9600	HSD-9500-20 HSD-9600	ESD3-9600	TSD4-9600	WSD-9600	AS4-9600	AS6-9600	
Mach Z	2022	RUS-9600	HSD-9600	ESD3-9600	TSD4-9600	WSD-9600	AS4-9600	AS6-9600	
MXZ (Precision)	2002-05			ESD3-9255	TSD4-9255	WSD-9255			
MXZ 380/440/500 Fan (Steel)	2001-02			ESD3-6175	TSD4-6175	WSD-6175			
MXZ 380/550 Fan (Blow Molded)	2003-05			ESD3-9350	TSD4-9350				
MXZ (except for TS & TX ski)	2006-20	RUS-9600	HSD-9500-20 HSD-9600	ESD3-9500	TSD4-9500	WSD-9500	AS4-9600	AS6-9600	
MXZ (except for TS & TX ski)	2021-22	RUS-9600	HSD-9600	ESD3-9600	TSD4-9600	WSD-9600	AS4-9600	AS6-9600	
MXZ (Composite Flex)	1998-01			ESD3-8250	TSD4-8250	WSD-8250			
MXZ 550 X / 550 Fan	2008-09	RUS-9600	HSD-9500-20 HSD-9600	ESD3-9600	TSD4-9600	WSD-9600	AS4-9600	AS6-9600	
MXZ 583 / 440 / 670 / 440 Fan (Steel)	1996-97			ESD3-6180					
MXZX (Composite Flex)	1997-99			ESD3-8250	TSD4-8250	WSD-8250			
MXZX 500 / 600 / 700 / 800 Trail	2002			ESD3-8250	TSD4-8250	WSD-8250			
MXZX 600 / 700 / 800 Adren / Rene / Sport	2002			ESD3-9255	TSD4-9255	WSD-9255			
Rene. Adren XR, XP/ BC / BCX / Sport /X XR /XP (Except for TS & TX ski)	2012-20	RUS-9600	HSD-9500-20 HSD-9600	ESD3-9600	TSD4-9600	WSD-9600	AS4-9600	AS6-9600	
Rene. Adren XR, XP/ BC / BCX / Sport /X XR /XP (Except for TS & TX ski)	2021-20	RUS-9600	HSD-9600	ESD3-9600	TSD4-9600	WSD-9600	AS4-9600	AS6-9600	
Renegade X / XRS (Pilot 5.7, Pilot X)	2012-20	RUS-9600	HSD-9500-20 HSD-9600	ESD3-9600	TSD4-9600	WSD-9600	AS4-9600	AS6-9600	
Renegade X / XRS (Pilot 5.7, Pilot X)	2021-22	RUS-9600	HSD-9600	ESD3-9600	TSD4-9600	WSD-9600	AS4-9600	AS6-9600	
Rev 600/800 - Sport / X	2003			ESD3-9255	TSD4-9255	WSD-9255			

NEW

HELMETS

HELMET ACCESSORIES

APPAREL

ACCESSORIES

TRACKS & SUSPENSION

STEERING

TRANS MISSION

PLOW & WINCH

WIND SHIELDS

BRAKES & CARB.

ENGINE PARTS

ELECTRICAL

TRAILER

CHEMICALS

TECH & TOOLS

P.O.P

WOODY'S FLAT-TOP® TRAIL RUNNERS



TERMS & INDEX

CODE = C **KEYWORD = 18**

Model	Year(s)	Standard No Carbide	Top-Stock™ Hardweld	Extender III™ 4" Carbide	Trail Blazer™ 6" Carbide	Executive™ 8" Carbide	ACE™ 4" Carbide	ACE™ 6" Carbide	ACE™ 8" Carbide
Ski-Doo™									
Skandic Sport (Blow Molded)	2003-04			ESD3-9350	TSD4-9350				
Skandic SUV (Composite Flex)	2004-05			ESD3-8250	TSD4-8250	WSD-8250			
Skandic SWT / WT Composite)	2003-04			ESD3-8150	TSD4-8150				
Skandic SWT	2005,08			ELX3-8350	TLX4-8350				
Skandic SWT / WT	2012-20	RUS-9600	HSD-9500-20 HSD-9600	ESD3-9600	TSD4-9600	WSD-9600	AS4-9600	AS6-9600	
Skandic SWT / WT / Sport	2021-22	RUS-9600	HSD-9600	ESD3-9600	TSD4-9600	WSD-9600	AS4-9600	AS6-9600	
Skandic Tundra 300 F (Blow Molded)	06, 2008-09			ESD3-9350	TSD4-9350				
Skandic Tundra 550 F (Blow Molded)	2010-11			ESD3-9350	TSD4-9350				
Skandic Tundra 800 (Molded)	2007			ESD3-9350	TSD4-9350				
Skandic Tundra LT 550 F / V-800	2008-09	RUS-9600	HSD-9500-20 HSD-9600	ESD3-9600	TSD4-9600	WSD-9600	AS4-9600	AS6-9600	
Skandic Tundra LT / Sport / Extreme / WT(XU)	2010-14	RUS-9600	HSD-9500-20 HSD-9600	ESD3-9600	TSD4-9600	WSD-9600	AS4-9600	AS6-9600	
Skandic WT 550 F / 600	2008-09			ELX3-8350	TLX4-8350				
Summit (Composite Flex)	1999-05			ESD3-8250	TSD4-8250	WSD-8250			
Summit	2006-07	RUS-9600	HSD-9500-20 HSD-9600	ESD3-9600	TSD4-9600	WSD-9600	AS4-9600	AS6-9600	
Summit Everest / X / Sport / SP	2008-20	RUS-9600	HSD-9500-20 HSD-9600	ESD3-9600	TSD4-9600	WSD-9600	AS4-9600	AS6-9600	
Summit Everest / X / Sport / SP / Edge	2021-22	RUS-9600	HSD-9600	ESD3-9600	TSD4-9600	WSD-9600	AS4-9600	AS6-9600	
Summit Fan / Adren.	2008-09	RUS-9600	HSD-9500-20 HSD-9600	ESD3-9600	TSD4-9600	WSD-9600	AS4-9600	AS6-9600	
Touring E / LE / SLE / ELT	1995-01			ESD3-6175	TSD4-6175	WSD-6175			
Tundra 550 Fan	2012			ESD3-9350	TSD4-9350				
Tundra LT/ Sport / Xtreme	2012	RUS-9600	HSD-9500-20 HSD-9600	ESD3-9600	TSD4-9600	WSD-9600	AS4-9600	AS6-9600	
Tundra (All)	2013-20	RUS-9600	HSD-9500-20 HSD-9600	ESD3-9600	TSD4-9600	WSD-9600	AS4-9600	AS6-9600	
Tundra (All)	2021-22	RUS-9600	HSD-9600	ESD3-9600	TSD4-9600	WSD-9600	AS4-9600	AS6-9600	
Z 500 Dix	1997-98			ESD3-6175	TSD4-6175	WSD-6175			

NEW

HELMETS

HELMET ACCESSORIES

APPAREL

ACCESSORIES

TRACKS & SUSPENSION

STEERING

TRANS MISSION

PLOW & WINCH

WIND SHIELDS

BRAKES & CARB.

ENGINE PARTS


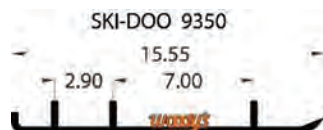




ELECTRICAL

TRAILER

CHEMICALS

TECH & TOOLS

P.O.P



NEW



CODE = C

KEYWORD = 18

Model	Year(s)	Top-Stock™ Hardweld	Extender III™ 4" Carbide	Trail Blazer™ 6" Carbide	Executive™ 8" Carbide	ACE™ 4" Carbide	ACE™ 6" Carbide	ACE™ 8" Carbide
Yamaha™								
All Composite	1998-99	HSY-6500	EYV3-6500	TYV4-6500				
Apex ER/GT/RTX/MTN/LTX/LTX GT/SE/XTX	2006-13		EYV3-6580	TYV4-6580	WYV-6580		AY6-6580	
Apex	2014-18		EYV3-8500	TYV4-8500	WYV-8500	AY4-8500	AY6-8500	AY8-8500
Attack / Attack GT	2006-07		EYV3-6580	TYV4-6580	WYV-6580		AY6-6580	
Bravo LT	1998-00		EYV3-6250					
FX Nytro MTX 153 / 162	2012-13		EYV3-6590					
FX Nytro MTX 153 / 162	2014		EYV3-6580	TYV4-6580	WYV-6580		AY6-6580	
Mountain Max 600 / 700	1997		EYV3-6450	TYV4-6450				
Mountain Max 600 / 700	1998-99	HSY-6500	EYV3-6500	TYV4-6500				
Mountain Max 600 / 700	2000-04			TYV4-6550				
Nytro / Nytro ER / RTX / FX / XTX	2006-12		EYV3-6580	TYV4-6580	WYV-6580		AY6-6580	
Nytro FX / RTX / XTX	2013-14		EYV3-8500	TYV4-8500	WYV-8500	AY4-8500	AY6-8500	AY8-8500
Nytro MTX SE 153 / SE 162	2008-11		EYV3-6580	TYV4-6580	WYV-6580		AY6-6580	
Ovation LE	1990-99		EYV3-6250					
Phazer / SS / Mountain Lite / LE	1990-99		EYV3-6250					
Phazer 500	1999-00		EYV3-5500					
Phazer 500 / 500 Dlx / GT / FX / RTX / MTX	2001-13		EYV3-6580	TYV4-6580	WYV-6580		AY6-6580	
Phazer MTX	2014-17		EYV3-6580	TYV4-6580	WYV-6580		AY6-6580	
Phazer RTX / XTX	2014-18		EYV3-8500	TYV4-8500	WYV-8500	AY4-8500	AY6-8500	AY8-8500
Phazer Mountain Lite	2000-01			TYV4-6550				
Phazer Mountain Lite	2007-08		EYV3-6580	TYV4-6580	WYV-6580		AY6-6580	
MM 800	2021-22		EYV3-8800	TYV4-8800				
RS (All)	2005-13		EYV3-6580	TYV4-6580	WYV-6580		AY6-6580	
RS Vector / RS Venture	2014-22		EYV3-8500	TYV4-8500	WYV-8500	AY4-8500	AY6-8500	AY8-8500
RX-1 / ER / Mtn. / Warrior	2003-06		EYV3-6580	TYV4-6580	WYV-6580		AY6-6580	
Sidewinder L-TX SE / L-TX LE / S-TX GT (US Only) / X-TX LE / L-TX GT	2021-22		EAT3-9975	TAT4-9975	WAT-9975		AA6-9975	
Sidewinder SRX	2021-22		EAT3-9975	TAT4-9975	WAT-9975		AA6-9975	
Sidewinder STX / XTX / LTX / RTX / SRX	2017-20		EYV3-8500	TYV4-8500	WYV-8500	AY4-8500	AY6-8500	AY8-8500
Sidewinder X-TX LE 146 (Except EUR Model)	2020-22		EAT3-9975	TAT4-9975	WAT-9975		AA6-9975	
Sidewinder X-TX LE 141 / B-TX / M-TX	2017-21		EYV3-8800	TYV4-8800				
Sidewinder X-TX SE 146	2020-22		EYV3-8800	TYV4-8800				
SnoScoot	2018-21	HSY-0620	EYV3-0620	SXY-0620**				
SRV	1990-91		EYV3-6300					
SR Viper	2014/2021-22		EAT3-9975	TAT4-9975	WAT-9975		AA6-9975	
SR Viper B-TX LE / M-TX SE	2017		EYV3-8800	TYV4-8800				
SR Viper LTX / RTX / STX / XTX SE	2015-19		EYV3-8500	TYV4-8500	WYV-8500	AY4-8500	AY6-8500	AY8-8500
SR Viper MTX & XTX LE	2015		EAT3-9975	TAT4-9975	WAT-9975		AA6-9975	
SR Viper MTX	2016		EAT3-9975	TAT4-9975	WAT-9975		AA6-9975	
SR Viper XTX LE	2016		EYV3-8500	TYV4-8500	WYV-8500	AY4-8500	AY6-8500	AY8-8500
SX 400 121	2021		EAT3-9975	TAT4-9975	WAT-9975		AA6-9975	
SX 400 146	2021		EYV3-8800	TYV4-8800				
SX Venom / ER	2004-06		EYV3-6580	TYV4-6580	WYV-6580		AY6-6580	
SX Venom 121	2022		EAT3-9975	TAT4-9975	WAT-9975		AA6-9975	
SX Venom MTN 146	2022		EAT3-9975	TAT4-9975	WAT-9975		AA6-9975	
SX Viper / ER / Mtn.	2002-06		EYV3-6580	TYV4-6580	WYV-6580		AY6-6580	
SXR / SRX	2000-03			TYV4-6550				
Transporter	2020-22		EYV3-8800	TYV4-8800				
Venture 500 / 600 / 700	1997-00		EYV3-6450	TYV4-6450				
Venture 500/600/700/RS/GT/Lite/MP/TF	2001-13		EYV3-6580	TYV4-6580	WYV-6580		AY6-6580	
Venture Multi Purpose	2015-18		EYV3-8500	TYV4-8500	WYV-8500	AY4-8500	AY6-8500	AY8-8500
Venture XL	1999-00		EYV3-6450	TYV4-6450				
Venture XL / TR	1990-98		EYV3-6250					
VK 540	2018-22		EYV3-6580	TYV4-6580	WYV-6580		AY6-6580	
VK 540 II / III	1998-04		EYV3-6250					
VK Professional / RS Viking Pro	2007-17		EYV3-6580	TYV4-6580	WYV-6580		AY6-6580	
VMax 4 Mountain Max	1992-97		EYV3-6350					
VMax 500 / 600 / 700 / Deluxe / ER	2001-03		EYV3-6580	TYV4-6580	WYV-6580		AY6-6580	
VMax 500 / 600 / 700 / Dlx	1999-00		EYV3-6450	TYV4-6450				
VMax 500SX / 600SX / 700SX	1999	HSY-6500	EYV3-6500	TYV4-6500				
VMax 500 / 600 / 700 / XT / XTC / SX / ST	1997-98		EYV3-6450	TYV4-6450				
Y-MP 800 SE 153	2021		EYV3-8800	TYV4-8800				

** = 4" SNO-X RUNNER

TERMS & INDEX
NEW
HELMETS
HELMET ACCESSORIES
APPAREL
ACCESSORIES
TRACKS & SUSPENSION
STEERING
TRANS MISSION
PLOW & WINCH
WIND SHIELDS
BRAKES & CARB.
ENGINE PARTS
ELECTRICAL
TRAILER
CHEMICALS
TECH & TOOLS
P.O.P

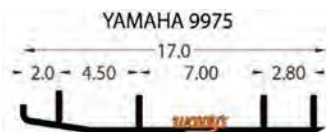
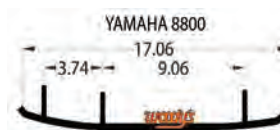
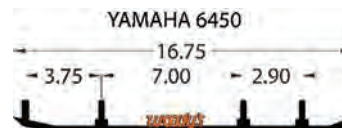
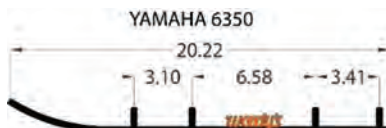
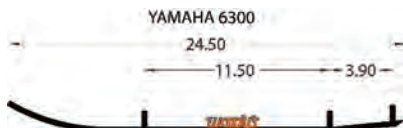
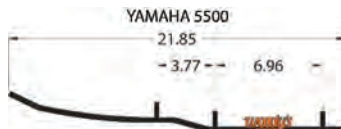
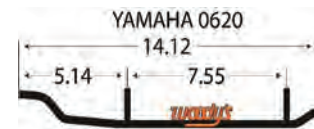
WOODY'S FLAT-TOP® TRAIL RUNNERS



CODE = C

KEYWORD = 18

Yamaha™


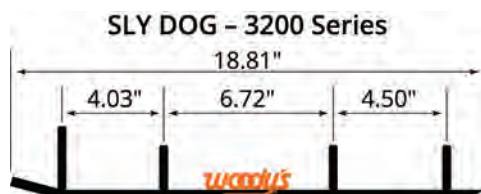


AFTERMARKET

Model	Trail Runners	
	Trail Blazer™	Slim Jim®
C&A Pro™		
ADX / Advantage X	TCA-5000	SC6-5000
MTX / Mountain Xtreme	TCA-5000	SC6-5000
RZ / Razor	TCA-5000	SC6-5000
TRX / Trail X	TCA-5000	SC6-5000
XT / Xtreme	TCA-5000	SC6-5000
BX/Boondocking & Technical Mt. Riding	TCA-5000	SC6-5000
XCS	TCA-5000	SC6-5000
XTX / XT Xtreme X-Over	TCA-5000	SC6-5000

Model	Trail Runners	
	Trail Blazer™	Slim Jim®
Ski-Doo™		
Pilot R2	TCA-5000	SC6-5000

Model	Top Stock™	Extender III™	Trail Blazer™	Executive™
	Curve Industries			
Curve XM	HSCV-2001	ECV3-2001	ACV6-2001	ACV8-2001



WOODY'S SKI PROTECTORS



WOODY'S NAVIGATOR™ ARCTIC CAT™ SKI PROTECTOR

This accessory protects new skis from wear, fixes lightly worn skis, helps reduce darting, and is now available for the following Arctic Cat skis, 2015–current: Pro Lite, Pro Climb, Pro Cross • Sold as a pair



Part No.	Code	Keyword
NAVA-9975	C	18

NOW FOR THE POLARIS™ PRO STEER SKI

Woody's Navigator™ Ski Protector is an accessory that will protect your skis from wear. While protecting your ski it will also help reduce darting. New for the 16-17 season is a Navigator™ for your Polaris™ Pro Steer skis. The Navigator™ is available for Pilot and Pro Steer skis. •Patent Pending



Part No.	Code	Keyword
NAVP-1300	C	18

WOODY'S NAVIGATOR™ SKI PROTECTOR

"Every Pilot needs a Navigator." Woody's Navigator™ Ski Protector is exactly that, an accessory that will protect your Pilot skis from wear. While protecting your ski it will also help reduce darting. The Navigator™ works with any single Pilot runner in the market that has a host bar up to 1/2 inch.

• All Ski-Doo™ Pilot excluding: Pilot SL and (2020-2022: Pilot TS, Pilot TX, Pilot X) • Sold as a pair



Part No.	Code	Keyword
NAVS-2000	C	18

NAVIGATOR SKI PROTECTOR

NAVS-TS20 - This accessory protects skis from wear and helps reduce darting. This new version is designed to work on Ski-Doo™ sleds using the new 2020 Pilot TS ski.

• Sold as a pair

NAVS-X100 - Designed for use with new Ski-Doo™ 2021 model year sleds with the Pilot X Ski

• Sold as a pair



Part No.	Code	Keyword
NAVS-TS20	C	18
NAVS-X100	C	18



TERMS & INDEX

NEW

HELMETS

HELMET ACCESSORIES

APPAREL

ACCESSORIES

TRACKS & SUSPENSION

STEERING

TRANS MISSION

PLOW & WINCH

WIND SHIELDS

BRAKES & CARB.

ENGINE PARTS

ELECTRICAL

TRAILER

CHEMICALS

TECH & TOOLS

P.O.P

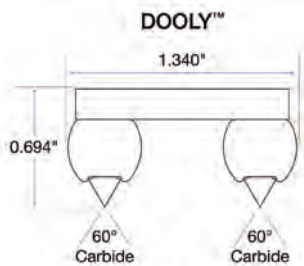
CODE = C KEYWORD = 18



WOODY'S® DOOLY™ RUNNERS

REDUCE DARTING

Each Dooly™ runner has two single runners mounted to a steel plate, producing a total of four contact lines on the terrain. These four blades with 60° carbide reduce darting as they carve through existing grooves from single runners. Available with 4", 6", and 8" of carbide per blade. Each Dooly™ runner is sold individually.

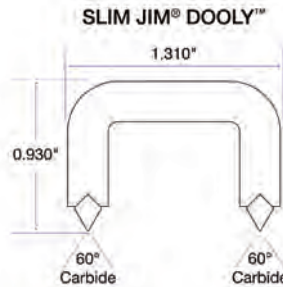


DA6-9975


WOODY'S® SLIM JIM® RUNNERS

'PERFORMANCE' DOOLY™

For riders who like the reduced darting feature of the original Dooly™, but also want a lighter, performance-based runner for responsive cornering. Formed from one piece of steel, this dual runner comes with 4, 6, and 8 inches of carbide on two narrow blades, providing extreme control. Each Slim Jim® is sold individually.



SA6-9975



Model	Year(s)	Dooly™ 4" Carbide	Dooly™ 6" Carbide	Dooly™ 8" Carbide	Slim Jim® 4" Carbide	Slim Jim® 6" Carbide	Slim Jim® 8" Carbide
Arctic Cat™							
4 Stroke Touring	2003	DA4-9750	DA6-9750	DA8-9750	SA4-9750	SA6-9750	SA8-9750
Bearcat (Composite)	1998-06	DA4-9750	DA6-9750	DA8-9750	SA4-9750	SA6-9750	SA8-9750
Bearcat WT / WT Turbo	2006-08	DA4-9975	DA6-9975	DA8-9975	SA4-9975	SA6-9975	SA8-9975
Bearcat (Composite)	2009-15, 18	DA4-9975	DA6-9975	DA8-9975	SA4-9975	SA6-9975	SA8-9975
Bearcat (ProUte Ski)	2016-20		DA6-1000				
Blast M/LT/ZR/XR	2021-22	DA4-9975	DA6-9975	DA8-9975	SA4-9975	SA6-9975	SA8-9975
CFR 800/1000	2010-11	DA4-9975	DA6-9975	DA8-9975	SA4-9975	SA6-9975	SA8-9975
Cougar DLX / MC	1998	DA4-9750	DA6-9750	DA8-9750	SA4-9750	SA6-9750	SA8-9750
Crossfire	2006-11	DA4-9975	DA6-9975	DA8-9975	SA4-9975	SA6-9975	SA8-9975
EXT Powder Special / DLX EFI	1995-98	DA4-9750	DA6-9750	DA8-9750	SA4-9750	SA6-9750	SA8-9750
EXT Touring (Composite)	1998	DA4-9750	DA6-9750	DA8-9750	SA4-9750	SA6-9750	SA8-9750
F-5/6/8/1000/LXR/Sno-Pro/1100	2007-14	DA4-9975	DA6-9975	DA8-9975	SA4-9975	SA6-9975	SA8-9975
Fan 570 / FS LXR	2008-14	DA4-9975	DA6-9975	DA8-9975	SA4-9975	SA6-9975	SA8-9975
Firecats	2003-06	DA4-9975	DA6-9975	DA8-9975	SA4-9975	SA6-9975	SA8-9975
Jaguar Z1	2007-08	DA4-9975	DA6-9975	DA8-9975	SA4-9975	SA6-9975	SA8-9975
King Cat	2004-06	DA4-9750	DA6-9750	DA8-9750	SA4-9750	SA6-9750	SA8-9750
Lynx 2000 (All)	2015-20	DA4-9975	DA6-9975	DA8-9975	SA4-9975	SA6-9975	SA8-9975
M series (All)	2005-22	DA4-9975	DA6-9975	DA8-9975	SA4-9975	SA6-9975	SA8-9975
Mountain Cat / All	2001-04	DA4-9750	DA6-9750	DA8-9750	SA4-9750	SA6-9750	SA8-9750
Norseman / X	2018-22		DA6-1000				
Pantera	1997-05	DA4-9750	DA6-9750	DA8-9750	SA4-9750	SA6-9750	SA8-9750
Pantera	2015-19	DA4-9975	DA6-9975	DA8-9975	SA4-9975	SA6-9975	SA8-9975
Pantera 7000 XT LTD	2016-19		DA6-1000				
Panther	2006-08	DA4-9975	DA6-9975	DA8-9975	SA4-9975	SA6-9975	SA8-9975
Powder Extreme	1997-98	DA4-9750	DA6-9750	DA8-9750	SA4-9750	SA6-9750	SA8-9750
Powder Special / EFI	1999-00	DA4-9750	DA6-9750	DA8-9750	SA4-9750	SA6-9750	SA8-9750
Riot / X	2020-22	DA4-9975	DA6-9975	DA8-9975	SA4-9975	SA6-9975	SA8-9975
Sabercats	2004-06	DA4-9975	DA6-9975	DA8-9975	SA4-9975	SA6-9975	SA8-9975
Sno-Pro 500	2010-14	DA4-9975	DA6-9975	DA8-9975	SA4-9975	SA6-9975	SA8-9975
T 660 Turbo/Touring/Turbo Touring/LE	2004	DA4-9750	DA6-9750	DA8-9750	SA4-9750	SA6-9750	SA8-9750
T 660 Turbo/Touring/Turbo Touring/LE	2005-07	DA4-9975	DA6-9975	DA8-9975	SA4-9975	SA6-9975	SA8-9975
Thunder Cat / MC	1997-02	DA4-9750	DA6-9750	DA8-9750	SA4-9750	SA6-9750	SA8-9750
Triple Touring 600	2000-01	DA4-9750	DA6-9750	DA8-9750	SA4-9750	SA6-9750	SA8-9750
T Z1 / T500 / T570 / T Z1 LXR	2008-14	DA4-9975	DA6-9975	DA8-9975	SA4-9975	SA6-9975	SA8-9975
XF	2012-19	DA4-9975	DA6-9975	DA8-9975	SA4-9975	SA6-9975	SA8-9975
Z1 - LXR / Turbo / EXT / Sno-Pro	2009-11	DA4-9975	DA6-9975	DA8-9975	SA4-9975	SA6-9975	SA8-9975
Z 370 / 570 / LX	2007	DA4-9975	DA6-9975	DA8-9975	SA4-9975	SA6-9975	SA8-9975
Z	1995-99	DA4-9750	DA6-9750	DA8-9750	SA4-9750	SA6-9750	SA8-9750
ZL / ZRT	1995-03	DA4-9750	DA6-9750	DA8-9750	SA4-9750	SA6-9750	SA8-9750
ZR	1995-01	DA4-9750	DA6-9750	DA8-9750	SA4-9750	SA6-9750	SA8-9750
ZR	2002-06, 14-22	DA4-9975	DA6-9975	DA8-9975	SA4-9975	SA6-9975	SA8-9975

WOODY'S® DOOLY™ RUNNERS

REDUCE DARTING

Each Dooly™ runner has two single runners mounted to a steel plate, producing a total of four contact lines on the terrain. These four blades with 60° carbide reduce darting as they carve through existing grooves from single runners. Available with 4", 6", and 8" of carbide per blade. Each Dooly™ runner is sold individually.




DP4-1300



DP6-1300



SP4-1300




Model	Year(s)	Dooly™ 4" Carbide	Dooly™ 6" Carbide	Dooly™ 8" Carbide	Slim Jim® 4" Carbide	Slim Jim® 6" Carbide	Slim Jim® 8" Carbide
Polaris™							
340 LX / 550 LX (Blow Molded)	2007-08	DS4-9350	DS6-9350	DS8-9350	SS4-9350	SS6-9350	
340 Touring (Blow Molded)	2007	DS4-9350	DS6-9350	DS8-9350	SS4-9350	SS6-9350	
340/550 Transport / Trail Touring (Blow Molded)	2008-09	DS4-9350	DS6-9350	DS8-9350	SS4-9350	SS6-9350	
500 XI SPA (1 per ski)	2007	DP4-1225	DP6-1225	DP8-1225	SP4-1225	SP6-1225	SP8-1225
550 Indy / LXT / Adventure / Voyageur 155"	2014-22	DP4-1300	DP6-1300	DP8-1300	SP4-1300	SP6-1300	SP8-1300
550 RMK Evo 144 ES Intl	2021	DP4-1300	DP6-1300	DP8-1300	SP4-1300	SP6-1300	SP8-1300
550 Widetrak	2019	DP4-1300	DP6-1300	DP8-1300	SP4-1300	SP6-1300	SP8-1300
Indy EVO	2019-22	DP4-1300	DP6-1300	DP8-1300	SP4-1300	SP6-1300	SP8-1300
600 Indy	2014-20	DP4-1225	DP6-1225	DP8-1225	SP4-1225	SP6-1225	SP8-1225
600 Indy SP / 800 Indy SP	2013-22	DP4-1300	DP6-1300	DP8-1300	SP4-1300	SP6-1300	SP8-1300
Indy XC/XCR/VR1/Crosscountry (US Only)	2019-22	DP4-1300	DP6-1300	DP8-1300	SP4-1300	SP6-1300	SP8-1300
Indy Adventure	2020-22	DP4-1300	DP6-1300	DP8-1300	SP4-1300	SP6-1300	SP8-1300
All Composite (except Sidehiller 2 and Accutrak 2 skis)	1997-06	DP4-1225	DP6-1225	DP8-1225	SP4-1225	SP6-1225	SP8-1225
All Steel	1990-06	DP4-1225	DP6-1225	DP8-1225	SP4-1225	SP6-1225	SP8-1225
All IQ Chassis sleds (1 per ski)	2005-13	DP4-1225	DP6-1225	DP8-1225	SP4-1225	SP6-1225	SP8-1225
Rush (1 per ski)	2010-12	DP4-1225	DP6-1225	DP8-1225	SP4-1225	SP6-1225	SP8-1225
Rush / Switchback (Pro-Steer Ski) (US Only)	2013-22	DP4-1300	DP6-1300	DP8-1300	SP4-1300	SP6-1300	SP8-1300
Matryx (Pro-Steer Ski)	2021	DP4-1300	DP6-1300	DP8-1300	SP4-1300	SP6-1300	SP8-1300
Supersport (Blow Molded)	2007-08	DS4-9350	DS6-9350	DS8-9350	SS4-9350	SS6-9350	
Titan SP / Adventure / XC	2018-20	DP4-1300	DP6-1300	DP8-1300	SP4-1300	SP6-1300	SP8-1300
Trail RMK (1 per ski)	2007-10	DP4-1225	DP6-1225	DP8-1225	SP4-1225	SP6-1225	SP8-1225
Trail Touring	2010	DP4-1225	DP6-1225	DP8-1225	SP4-1225	SP6-1225	SP8-1225



DS6-9500



SS6-9500




Model	Year(s)	Dooly™ 4" Carbide	Dooly™ 6" Carbide	Dooly™ 8" Carbide	Slim Jim® 4" Carbide	Slim Jim® 6" Carbide	Slim Jim® 8" Carbide
Ski-Doo™							
Backcountry (Pilot DS2)	2019-22	DS4-9600	DS6-9600	DS8-9600			
Expedition Sport (Blow Molded)	2005-06	DS4-9350	DS6-9350	DS8-9350	SS4-9350	SS6-9350	SS8-9350
Expedition Sport/SE/LE 1200 4-Tec/600HO	2011	DS4-9600	DS6-9600	DS8-9600	SS4-9500	SS6-9500	SS8-9500
Expedition Sport (Pilot DS, DS2)	2012-22	DS4-9600	DS6-9600	DS8-9600			
Expedition SE/LE	2012-14	DS4-9600	DS6-9600	DS8-9600	SS4-9500	SS6-9500	SS8-9500
Expedition SE/LE (Pilot DS2, DS3)	2015-22	DS4-9600	DS6-9600	DS8-9600			
Expedition SWT (Pilot DS2, Pilot 7.4)	2019-22	DS4-9600	DS6-9600	DS8-9600			
Expedition Xtreme (Pilot DS2, DS3)	2016-22	DS4-9600	DS6-9600	DS8-9600			
Freeride (Pilot DS, DS2, DS3)	2012-22	DS4-9600	DS6-9600	DS8-9600			
Freestyle/Session 300/550/Park/Back Ctry	2006-08	DS4-9350	DS6-9350	DS8-9350	SS4-9350	SS6-9350	SS8-9350

WOODY'S® DOOLY™ RUNNERS

REDUCE DARTING

Each Dooly™ runner has two single runners mounted to a steel plate, producing a total of four contact lines on the terrain. These four blades with 60° carbide reduce darting as they carve through existing grooves from single runners. Available with 4", 6", and 8" of carbide per blade. Each Dooly™ runner is sold individually.


DS6-9500

SS6-9500


Model	Year(s)	Dooly™ 4" Carbide	Dooly™ 6" Carbide	Dooly™ 8" Carbide	Slim Jim® 4" Carbide	Slim Jim® 6" Carbide	Slim Jim® 8" Carbide
Ski-Doo™							
Freestyle Backcountry (Pilot Skis)	2009	DS4-9600	DS6-9600	DS8-9600	SS4-9500	SS6-9500	SS8-9500
Formula (Composite Flex)	1999-01	DS4-8250	DS6-8250	DS8-8250	SS4-8250	SS6-8250	SS8-8250
Grand Touring (Composite Flex)	1999-02	DS4-8250	DS6-8250	DS8-8250	SS4-8250	SS6-8250	SS8-8250
Grand Touring 380 / 550 (Blow Molded)	2003	DS4-9350	DS6-9350	DS8-9350	SS4-9350	SS6-9350	SS8-9350
Grand Touring (5.7 & 6.9 Pilot Skis)	2010-11	DS4-9600	DS6-9600	DS8-9600	SS4-9500	SS6-9500	SS8-9500
GSX (Pilot Skis)	2006-15	DS4-9600	DS6-9600	DS8-9600	SS4-9500	SS6-9500	SS8-9500
GTX (Pilot Skis)	2006-09	DS4-9600	DS6-9600	DS8-9600	SS4-9500	SS6-9500	SS8-9500
Legend Sport 500/600/700/800 (Comp.Flex)	2002	DS4-8250	DS6-8250	DS8-8250	SS4-8250	SS6-8250	SS8-8250
Legend (Blow Molded)	2003-04	DS4-9350	DS6-9350	DS8-9350	SS4-9350	SS6-9350	SS8-9350
Legend Touring (Pilot Skis)	2008-09	DS4-9600	DS6-9600	DS8-9600	SS4-9500	SS6-9500	SS8-9500
Mach 1 / Z (Composite Flex)	1999-02	DS4-8250	DS6-8250	DS8-8250	SS4-8250	SS6-8250	SS8-8250
Mach Z (Pilot Skis)	2006-07	DS4-9600	DS6-9600	DS8-9600	SS4-9500	SS6-9500	SS8-9500
Mach Z (Pilot X)	2022	DS4-9600	DS6-9600	DS8-9600	SS4-9500	SS6-9500	SS8-9500
MXZ (Composite Flex)	1998-01	DS4-8250	DS6-8250	DS8-8250	SS4-8250	SS6-8250	SS8-8250
MXZ 440 Fan (Composite Flex)	1999-00	DS4-8250	DS6-8250	DS8-8250	SS4-8250	SS6-8250	SS8-8250
MXZ 380/550 Fan (Blow Molded)	2003-05	DS4-9350	DS6-9350	DS8-9350	SS4-9350	SS6-9350	SS8-9350
MXZ (5.7 & 6.9 Pilot Skis) (except XRS ski)	2006-15	DS4-9600	DS6-9600	DS8-9600	SS4-9500	SS6-9500	SS8-9500
MXZ (5.7 & 6.9 Pilot Skis) (except Pilot SL, TS, TX, X)	2016-21	DS4-9600	DS6-9600	DS8-9600	SS4-9500	SS6-9500	SS8-9500
MXZ (Pilot X)	2021-22	DS4-9600	DS6-9600	DS8-9600	SS4-9500	SS6-9500	SS8-9500
MXZX (Composite Flex)	1997-99	DS4-8250	DS6-8250	DS8-8250	SS4-8250	SS6-8250	SS8-8250
MXZX 500 Trail/600/700/800 Trail	2002	DS4-8250	DS6-8250	DS8-8250	SS4-8250	SS6-8250	SS8-8250
Renegade Aden/Sport/ X / XRS (except TS ski)	2010-20	DS4-9600	DS6-9600	DS8-9600	SS4-9500	SS6-9500	SS8-9500
Renegade Aden/ X / XRS (except Pilot TS, TX, X)	2021	DS4-9600	DS6-9600	DS8-9600	SS4-9500	SS6-9500	SS8-9500
Renegade (Pilot X)	2021-2022	DS4-9600	DS6-9600	DS8-9600	SS4-9500	SS6-9500	SS8-9500
Renegade Backcountry (Pilot DS, DS2)	2012-18	DS4-9600	DS6-9600	DS8-9600	SS4-9500	SS6-9500	SS8-9500
Renegade Sport (Pilot 5.7)	2021-2022	DS4-9600	DS6-9600	DS8-9600	SS4-9500	SS6-9500	SS8-9500
Skandic (Pilot DS, DS2, 7.4)	2012-22	DS4-9600	DS6-9600	DS8-9600	SS4-9500	SS6-9500	SS8-9500
Skandic Sport (Blow Molded)	2003-04	DS4-9350	DS6-9350	DS8-9350	SS4-9350	SS6-9350	SS8-9350
Skandic Tundra Fan 300F/800 (Molded)	2006-07	DS4-9350	DS6-9350	DS8-9350	SS4-9350	SS6-9350	SS8-9350
Skandic Tundra 300 F (Blow Molded)	2008-09	DS4-9350	DS6-9350	DS8-9350	SS4-9350	SS6-9350	SS8-9350
Skandic Tundra LT 550F/V800 (Pilot)	2008-09	DS4-9600	DS6-9600	DS8-9600	SS4-9500	SS6-9500	SS8-9500
Skandic Tundra LT / Sport / Xtreme (Pilot)	2010-11	DS4-9600	DS6-9600	DS8-9600	SS4-9500	SS6-9500	SS8-9500
Skandic Tundra 550F (Blow Molded)	2010-12	DS4-9350	DS6-9350	DS8-9350	SS4-9350	SS6-9350	SS8-9350
Summit (Composite Flex)	1999-05	DS4-8250	DS6-8250	DS8-8250	SS4-8250	SS6-8250	SS8-8250
Summit (Pilot 6.9)	2006-11	DS4-9600	DS6-9600	DS8-9600	SS4-9500	SS6-9500	SS8-9500
Summit (Pilot DS, DS2, DS3)	2011-22	DS4-9600	DS6-9600	DS8-9600	SS4-9500	SS6-9500	SS8-9500
Tundra (Pilot DS, DS2)	2012-22	DS4-9600	DS6-9600	DS8-9600	SS4-9500	SS6-9500	SS8-9500

WOODY'S® SLIM JIM® RUNNERS

'PERFORMANCE' DOOLY™

For riders who like the reduced darting feature of the original Dooly™, but also want a lighter, performance-based runner for responsive cornering. Formed from one piece of steel, this dual runner comes with 4, 6, and 8 inches of carbide on two narrow blades, providing extreme control. Each Slim Jim® is sold individually.

WOODY'S® DOOLY™ RUNNERS

REDUCE DARTING

Each Dooly™ runner has two single runners mounted to a steel plate, producing a total of four contact lines on the terrain. These four blades with 60° carbide reduce darting as they carve through existing grooves from single runners. Available with 4", 6", and 8" of carbide per blade. Each Dooly™ runner is sold individually.



DY6-6580

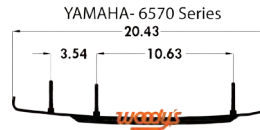


SY6-6580



YAMAHA 6550

DOOLY & SLIM JIM-18.61



YAMAHA- 6570 Series

20.43



YAMAHA 6580

DOOLY-20.43, SLIM JIM-19.02



YAMAHA 9975

DOOLY & SLIM JIM-18.13

Model	Year(s)	Dooly™ 4" Carbide	Dooly™ 6" Carbide	Dooly™ 8" Carbide	Slim Jim® 4" Carbide	Slim Jim® 6" Carbide	Slim Jim® 8" Carbide
Yamaha™							
Apex ER/GT/RTX/MTN/LTX/LTX GT/SE/XTX	2006-13	DY4-6580	DY6-6580	DY8-6580	SY4-6580	SY6-6580	SY8-6580
Attack / Attack GT	2006-07	DY4-6580	DY6-6580	DY8-6580	SY4-6580	SY6-6580	SY8-6580
FX Nytro MTX 153/162	2014	DY4-6580	DY6-6580	DY8-6580	SY4-6580	SY6-6580	SY8-6580
Mountain Max 600/700	2000-04	DY4-6550	DY6-6550	DY8-6550	SY4-6550	SY6-6550	SY8-6550
Nytro/Nytro ER/RTX/FX/XTX	2006-12	DY4-6580	DY6-6580	DY8-6580	SY4-6580	SY6-6580	SY8-6580
Nytro FX / RTXSE / MTX SE 153 / SE 162	2008-11	DY4-6580	DY6-6580	DY8-6580	SY4-6580	SY6-6580	SY8-6580
Phazer 500/500 DLX/GT/FX/RTX/MTX	2001-13	DY4-6580	DY6-6580	DY8-6580	SY4-6580	SY6-6580	SY8-6580
Phazer Mountain Lite	2000-01	DY4-6550	DY6-6550	DY8-6550	SY4-6550	SY6-6550	SY8-6550
Phazer Mtn Lite/ Phazer M-TX	2007-17	DY4-6580	DY6-6580	DY8-6580	SY4-6580	SY6-6580	SY8-6580
RS Vector/ER/Mtn/Rage/GT/LTX	2005-13	DY4-6580	DY6-6580	DY8-6580	SY4-6580	SY6-6580	SY8-6580
RX-1/ER/Mtn/Warrior	2003-06	DY4-6580	DY6-6580	DY8-6580	SY4-6580	SY6-6580	SY8-6580
Sidewinder X-TX LE 146 (US Only)	2020-22	DA4-9975	DA6-9975	DA8-9975	SA4-9975	SA6-9975	SA8-9975
Sidewinder L-TX SE/L-TX LE/SRX LE/S-TX GT(US Only)/X-TX LE/L-TX GT	2021-22	DA4-9975	DA6-9975	DA8-9975	SA4-9975	SA6-9975	SA8-9975
SX 400 Only 121 track	2021	DA4-9975	DA6-9975	DA8-9975	SA4-9975	SA6-9975	SA8-9975
SX Venom 121	2022	DA4-9975	DA6-9975	DA8-9975	SA4-9975	SA6-9975	SA8-9975
SXR / SRX	2000-03	DY4-6550	DY6-6550	DY8-6550	SY4-6550	SY6-6550	SY8-6550
SR Viper	2014 / 2021-22	DA4-9975	DA6-9975	DA8-9975	SA4-9975	SA6-9975	SA8-9975
SR Viper M-TX & SR Viper X-TX LE	2015	DA4-9975	DA6-9975	DA8-9975	SA4-9975	SA6-9975	SA8-9975
SR Viper M-TX	2016	DA4-9975	DA6-9975	DA8-9975	SA4-9975	SA6-9975	SA8-9975
SX Viper/ER/Mtn/Venom/ER	2002-06	DY4-6580	DY6-6580	DY8-6580	SY4-6580	SY6-6580	SY8-6580
Venture 500/600/700/RS/GT/Lite/MP/TF	2001-13	DY4-6580	DY6-6580	DY8-6580	SY4-6580	SY6-6580	SY8-6580
VK 540	2021-22	DY4-6580	DY6-6580	DY8-6580	SY4-6580	SY6-6580	SY8-6580
VK Professional / RS Viking Pro	2007-12	DY4-6580	DY6-6580	DY8-6580	SY4-6580	SY6-6580	SY8-6580
VK Professional	2018-22	DY4-6580	DY6-6570	DY8-6580	SY4-6580	SY6-6580	SY8-6580
Vmax 500/600/700 Dlx/ER	2001-03	DY4-6580	DY6-6580	DY8-6580	SY4-6580	SY6-6580	SY8-6580



ACS 90 DEGREE CARBIDES



REGARDLESS OF SLED SIZE, RIDING STYLE OR SPEED, ACS HAS THE CARBIDE TO FIT YOUR NEEDS

ACS LIGHT 3"

CODE: B

KEYWORD: 18

- Less steering pressure
- Entry level carbide
- Safer casual riding
- Works with minimal studding (50-75)

TECHNICAL SPECIFICATIONS

- 5/16" bolts on 7/16" host bar
- 3" of 3/16" cutting carbide edge in centre
- 1 1/2" wear bar pad at each end



ACS SPORT 9"


CODE: B

KEYWORD: 18

- Touring rider
- Effective on ice
- Less steering pressure with moderate control
- Works with minimal studding (50-75)

TECHNICAL SPECIFICATIONS

- 5/16" bolts on 7/16" host bar
- 9" of 1/8" cutting carbide edge,
- 5" in centre 2" at each end



ACS MAX 7.5"

CODE: B

KEYWORD: 18

- Everyday rider
- Ideal for trails
- Works with average studding (96-144)

TECHNICAL SPECIFICATIONS

- 3/8" bolts on 7/16" host bar
- 7 1/2" of 3/16" cutting carbide edge,
- 4 1/2" in centre 1 1/2" at each end

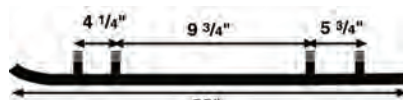


***ALL RUNNERS SUPPLIED WITH NYLOC NUTS & WASHERS**
ALL RUNNERS CAN BE USED WITH SKI SKINS OR PLASTIC SKINS
NOTE: some measurements may vary due to specific applications





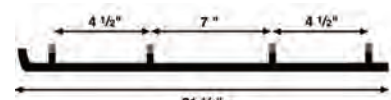
Model	Year(s)	ACS Lite 3"	ACS Sport 9"	ACS Max 7.5"
Arctic Cat™				
4 Stroke Touring	2003	111-0202	111-1202	111-2202
Bear Cat (Steel)	1996-97	111-0200	111-1200	111-2200
Bear Cat (Steel)	1998-99	111-0201	111-1201	111-2201
Bear Cat (Composite)	1998-08	111-0202	111-1202	111-2202
Bear Cat (Composite)	2009-15	111-0204	111-1204	111-2204
Bear Cat WT / WT Turbo	2006-08	111-0204	111-1204	111-2204
Bear Cat XT	2018	111-0204	111-1204	111-2204
CFR 800 / 1000	2010-11	111-0204	111-1204	111-2204
Cougar MC	1992-97	111-0201	111-1201	111-2201
Cougar Deluxe / MC	1998	111-0202	111-1202	111-2202
Cougar / 2 Up	1992-98	111-0201	111-1201	111-2201
Crossfires	2006-11	111-0204	111-1204	111-2204
EXT / EXT MC	1991-97	111-0201	111-1201	111-2201
EXT MC (Wave Track)	1994-97	111-0200	111-1200	111-2200
EXT 600 (Steel)	1997-98	111-0200	111-1200	111-2200
EXT Powder Special / Dlx EFI	1995-98	111-0202	111-1202	111-2202
EXT Touring (Composite)	1998	111-0202	111-1202	111-2202
F 5/6/8/1000/LXR/Sno-Pro/1100	2007-14	111-0204	111-1204	111-2204
Fan 570 / FS LXR	2008-14	111-0204	111-1204	111-2204
Firecats	2003-06	111-0204	111-1204	111-2204
Jag / Dlx / AFS / L / T	1992-99	111-0201	111-1201	111-2201
Jaguar Z1	2007-08	111-0204	111-1204	111-2204
King Cat	2004-06	111-0202	111-1202	111-2202
Lynx	2015-21	111-0204	111-1204	111-2204
M series (All)	2005-21	111-0204	111-1204	111-2204
Mountain Cat	2001-04	111-0202	111-1202	111-2202
Pantera	1991-97	111-0201	111-1201	111-2201
Pantera (Composite)	1997-05	111-0202	111-1202	111-2202
Pantera (Except 7000 XT LTD)	2015-19	111-0204	111-1204	111-2204
Panther	1992-99	111-0201	111-1201	111-2201
Panther (Composite)	2006-08	111-0204	111-1204	111-2204
Powder Extreme/Special/EFI	1997-00	111-0202	111-1202	111-2202
Puma	1991-97	111-0201	111-1201	111-2201
Riot	2020	111-0204	111-1204	111-2204
Sabercats	2004-06	111-0204	111-1204	111-2204
Sno-Pro 500	2010-14	111-0204	111-1204	111-2204
T 660 Turbo/Touring/Turbo Touring/LE	2004	111-0202	111-1202	111-2202
T 660 Turbo/Touring/Turbo Touring/LE	2005-07	111-0204	111-1204	111-2204
Thunder Cat / MC (Composite)	1997-02	111-0202	111-1202	111-2202
Triple Touring	1999-01	111-0202	111-1202	111-2202
T Z1 / T 500 / T 570 / T Z1 LXR	2008-14	111-0204	111-1204	111-2204
XF	2012-19	111-0204	111-1204	111-2204
Z (Composite)	1995-99	111-0202	111-1202	111-2202
Z1 - LXR / Turbo / EXT / Sno-Pro	2009-11	111-0204	111-1204	111-2204
Z 370 / 570 / LX (Composite)	2007	111-0204	111-1204	111-2204
ZL / ZRT (Composite)	1995-03	111-0202	111-1202	111-2202
ZR	1997-01	111-0202	111-1202	111-2202
ZR 500 / 600 / 800 / 900 EFI	2002-06	111-0204	111-1204	111-2204
ZR	2014-20	111-0204	111-1204	111-2204



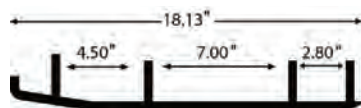
111-0200, 111-1200, and 111-2200



111-0201, 111-1201, and 111-2201



111-0202, 111-1202, and 111-2202



111-0204, 111-1204, and 111-2204

ACS 90 DEGREE CARBIDES

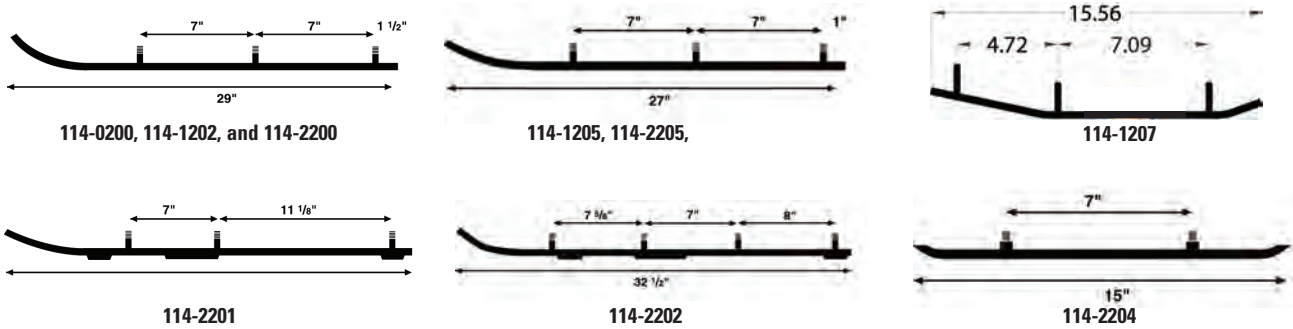
CODE = B

KEYWORD = 18



Model	Year(s)	ACS Lite 3"	ACS Sport 9"	ACS Max 7.5"
Polaris™				
340 / 550 Transport / Trail Touring (Molded)	2008-09	110-0205	110-1205	110-2205
340 LX / 550 LX (Blow Molded)	2007-08	110-0205	110-1205	110-2205
340 Touring (Blow Molded)	2007	110-0205	110-1205	110-2205
500 XC SP (1 per ski)	2007		114-1205	114-2205
550 Indy / LXT / Adventure / Voyageur 155"	2014-21		114-1207	
550 Widetrak LX	2016-19		114-1207	
600 Indy	2014-21		114-1205	114-2205
600, 800 & 850 Indy Adventure	2020-21		114-1207	
600 & 800 Indy SP	2013-21		114-1207	
600, 800 & 850 Indy XC/XCR	2019-21		114-1207	
Indy EVO	2019-21		114-1207	
Indys (Steel)	1990-06		114-1205	114-2205
Indys (Composite)	1997-06		114-1205	114-2205
IQ Chassis sleds (1 per ski)	2005-13		114-1205	114-2205
Rush (1 per ski)	2010-12		114-1205	114-2205
Rush / Switchback (Pro-Steer)	2013-20		114-1207	
Supersport (Blow Molded)	2007-08	110-0205	110-1205	110-2205
Titan SP / Adventure	2018-20		114-1207	
Titan XC (Pro-Float Ski)	2019-20		114-1207	
Trail RMK (1 per ski)	2007-10		114-1205	114-2205
Trail Touring	2010		114-1205	114-2205
ALL INDYS STEEL SKI	1988-02	114-0200	114-1202	114-2200
ALL INDY'S	1986-87			114-2201
ALL INDY'S	1980-85			114-2202
EASY STEER OPTION-ALL (Plastic and Steel)	1988-06			114-2204

TERMS & INDEX
NEW
HELMETS
HELMET ACCESSORIES
APPAREL
ACCESSORIES
TRACKS & SUSPENSION
STEERING
TRANS MISSION
PLOW & WINCH
WIND SHIELDS
BRAKES & CARB.
ENGINE PARTS
ELECTRICAL
TRAILER
CHEMICALS
TECH & TOOLS
P.O.P





Model	Year(s)	ACS Lite 3"	ACS Sport 9"	ACS Max 7.5"
Ski-Doo™				
Backcountry	2019-21		112-1212	112-2212
Elite (Precision)	2005	112-0211	112-1211	112-2211
Expedition Sport (Blow Molded)	2005-06	110-0205	110-1205	110-2205
Expedition Sport/SE/LE/600HO/Xtreme/SWT	2011-21		112-1212	112-2212
FreeRide	2012-21		112-1212	112-2212
Freestyle/Session 300/550/Park/Back Ctry	2006-08	110-0205	110-1205	110-2205
Freestyle Back Country (Blow Molded)	2009	110-0205	110-1205	110-2205
Formula (Steel)	1997-01	112-0208	112-1208	112-2208
Formula (Composite)	1997-98	112-0209	112-1209	112-2209
Formula (Composite Flex)	1999-01	112-0210	112-1210	112-2210
Grand Touring (Composite Flex)	1999-02	112-0210	112-1210	112-2210
Grand Touring 380 / 500 Fan	2002	112-0208	112-1208	112-2208
Grand Touring 380 / 550 (Blow Molded)	2003	110-0205	110-1205	110-2205
Grand Touring 500/600/700/V-1000	2003	112-0211	112-1211	112-2211
Grand Touring Sport / LE / SE	2010-15		112-1212	112-2212
Grand Touring Sport / LE	2016-20		112-1212	112-2212
GSX Fan 550	2008-09		112-1212	112-2212
GSX Rev (Precision)	2004-05	112-0211	112-1211	112-2211
GSX Rev (Pilot)	2006-07		112-1212	112-2212
GSX Sport/Limited/LE/SE (XP Pilot)	2008-15		112-1212	112-2212
GTX Rev (Precision)	2005	112-0211	112-1211	112-2211
GTX Rev (Pilot)	2006-09		112-1212	112-2212
GTX Sport / LE / SE (XP Pilot)	2009		112-1212	112-2212
Legend (Steel)	2002	112-0208	112-1208	112-2208
Legend Sport (Composite Flex)	2002	112-0210	112-1210	112-2210
Legend (Precision)	2002-05	112-0211	112-1211	112-2211
Legend (Blow Molded)	2003-04	110-0205	110-1205	110-2205
Legend Touring	2008-09		112-1212	112-2212
Mach 1 / Z LT / Z (Composite)	1997-98	112-0209	112-1209	112-2209
Mach 1 / Z (Composite Flex)	1999-02	112-0210	112-1210	112-2210
Mach Z	2003, 05	112-0211	112-1211	112-2211
Mach Z - X / Adrenaline	2006-07		112-1212	112-2212
MXZ (Precision)	2002-05	112-0211	112-1211	112-2211
MXZ 380 / 440 / 500 Fan (Steel)	2001-02	112-0208	112-1208	112-2208
MXZ 380 / 550 Fan (Blow Molded)	2003-05	110-0205	110-1205	110-2205
MXZ (except for TS ski)	2006-20		112-1212	112-2212
MXZ (Composite Flex)	1998-01	112-0210	112-1210	112-2210
MXZ 550 X / 550 Fan	2008-09		112-1212	112-2212
MXZ 583 / 440 / 670 / 440 Fan (Steel)	1996-97		112-1204	
MXZX (Composite Flex)	1997-99	112-0210	112-1210	112-2210
MXZX 500 / 600 / 700 / 800 Trail	2002	112-0210	112-1210	112-2210
MXZX 600 / 700 / 800 Adren/Rene/Sport	2002	112-0211	112-1211	112-2211
Rene. Adren XR, XP/BC/BC X/ Sport/X XR/XP	2012-21		112-1212	112-2212
Rev 600 / 800 - Sport / X	2003	112-0211	112-1211	112-2211
Skandic Sport (Blow Molded)	2003-04	110-0205	110-1205	110-2205
Skandic SUV (Composite Flex)	2004-05	112-0210	112-1210	112-2210
Skandic SWT / WT Composite)	2003-04	112-0209	112-1209	112-2209
Skandic SWT / WT	2012-20		112-1212	112-2212
Skandic Tundra 300 F (Blow Molded)	06, 2008-09	110-0205	110-1205	110-2205
Skandic Tundra 550 F (Blow Molded)	2010-11	110-0205	110-1205	110-2205
Skandic Tundra 800 (Molded)	2007	110-0205	110-1205	110-2205
Skandic Tundra LT 550 F / V-800	2008-09		112-1212	112-2212
Skandic Tundra LT/ Sport/Xtreme/WT(XU)	2010-14		112-1212	112-2212
Summit (Composite Flex)	1999-05	112-0210	112-1210	112-2210
Summit	2006-07		112-1212	112-2212
Summit Everest / X / Sport / SP	2008-21		112-1212	112-2212
Summit Fan / Adren.	2008-09		112-1212	112-2212
Touring E / LE / SLE / ELT	1995-01	112-0208	112-1208	112-2208
Tundra 550 Fan	2012	110-0205	110-1205	110-2205
Tundra LT/Sport/Xtreme	2012		112-1212	112-2212
Tundra (All)	2013-20		112-1212	112-2212
Z 500 Dlx	1997-98	112-0208	112-1208	112-2208
ALPINE (ALL)	1991-95	112-0200	112-1200	112-2200
BLIZZARD MX (ALL)	1978-84	112-0200	112-1200	112-2200
CHEYENNE	1989-91	112-0200	112-1200	112-2200
EVEREST	1974-83	112-0200	112-1200	112-2200
FORMULA SS/SP	1985-86	112-0200	112-1200	112-2200
GRAND LUXE LC	1984-86	112-0200	112-1200	112-2200
NORDIK	1982-83/1988	112-0200	112-1200	112-2200
NORDIK 50, 60	1987-91	112-0200	112-1200	112-2200
SAFARI SS25	1984	112-0200	112-1200	112-2200
SAFARI 503, 377, 377E, 477	1984-89	112-0200	112-1200	112-2200

TERMS & INDEX

NEW

HELMETS

HELMET ACCESSORIES

APPAREL

ACCESSORIES

TRACKS & SUSPENSION

STEERING

TRANS MISSION

PLOW & WINCH

WIND SHIELDS

BRAKES & CARB.

ENGINE PARTS

ELECTRICAL

TRAILER

CHEMICALS

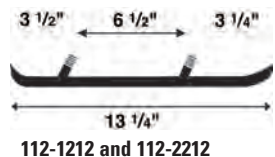
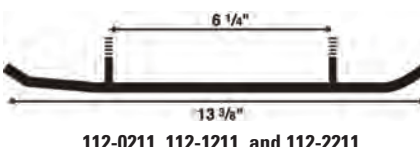
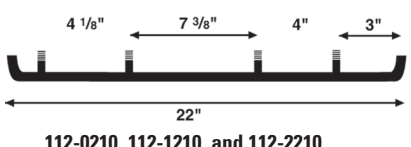
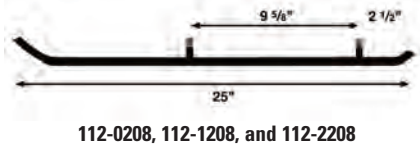
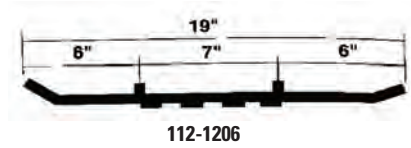
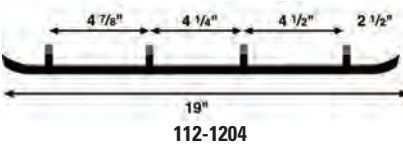
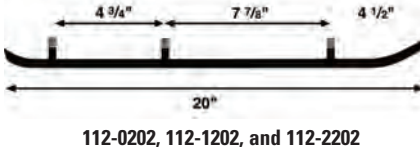
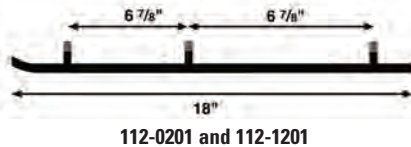
TECH & TOOLS

P.O.P



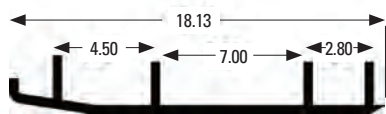
Model	Year(s)	ACS Lite 3"	ACS Sport 9"	ACS Max 7.5"
Ski-Doo™				
SAGA LT	1985	112-0200	112-1200	112-2200
SCOUT	1989-92	112-0200	112-1200	112-2200
SKANDIC	1982-85	112-0200	112-1200	112-2200
SKANDIC 377R	1984-87	112-0200	112-1200	112-2200
SKANDIC 377/503	1986-87	112-0200	112-1200	112-2200
TNT R/V-F/C-F/A	1975-78	112-0200	112-1200	112-2200
FORMULA MX LT/MXZ/STX/LT	1990-95	112-0201	112-1201	
FORMULA SS	1996	112-0201	112-1201	
FORMULA PLUS X/EFI	1990-94	112-0201	112-1201	
MACH 1	1990-94	112-0201	112-1201	
SAFARI L/LC/LX/GLX22	1990-94	112-0201	112-1201	
SKANDIC	1993	112-0201	112-1201	
GRAND TOURING	1993	112-0201	112-1201	
GRAND TOURING 470	1995	112-0201	112-1201	
FORMULA MXZ/GT/GTSE	1993-95	112-0202	112-1202	112-2202
FORMULA Z	1993-96	112-0202	112-1202	112-2202
FORMULA III	1993-96	112-0202	112-1202	112-2202
GRAND TOURING 580	1993-96	112-0202	112-1202	112-2202
GRAND TOURING SE/670	1995	112-0202	112-1202	112-2202
MACH I	1995-96	112-0202	112-1202	112-2202
MACH Z/ZT	1993-96	112-0202	112-1202	112-2202
SUMMIT 500/583	1994-96	112-0202	112-1202	112-2202
CITATION	1980-92		112-1206	
ELAN	1971-96		112-1206	
ELITE	1977-82		112-1206	
ESCAPADE	1987-88		112-1206	
TUNDRA	1985		112-1206	

TERMS & INDEX
NEW
HELMETS
HELMET ACCESSORIES
APPAREL
ACCESSORIES
TRACKS & SUSPENSION
STEERING
TRANS MISSION
PLOW & WINCH
WIND SHIELDS
BRAKES & CARB.
ENGINE PARTS
ELECTRICAL
TRAILER
CHEMICALS
TECH & TOOLS
P.O.P

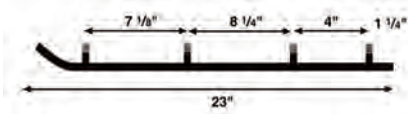




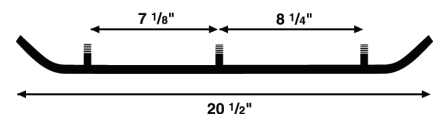
Model	Year(s)	ACS Lite 3"	ACS Sport 9"	ACS Max 7.5"
Yamaha™				
All Composite	1998-99	113-0216		113-2216
Apex ER/GT/RTX/MTN/LTX/LTX GT/SE/XTX	2006-13	113-0220	113-1220	113-2220
Apex	2014-18	113-0221	113-1221	
Attack / Attack GT	2006-07	113-0220	113-1220	113-2220
Bravo LT	1998-00	113-0206	113-1206	113-2206
FX Nytro MTX 153 / 162	2014	113-0220	113-1220	113-2220
Mountain Max 600 / 700	1997	113-0215	113-1215	113-2215
Mountain Max 600 / 700	1998-99	113-0216		113-2216
Mountain Max 600 / 700	2000-04		113-1218	113-2218
Nytro / Nytro ER / RTX / FX / XTX	2006-12	113-0220	113-1220	113-2220
Nytro FX / RTX / XTX	2013-14	113-0221	113-1221	
Nytro MTX SE 153 / SE 162	2008-11	113-0220	113-1220	113-2220
Ovation LE	1990-99	113-0206	113-1206	113-2206
Phazer / SS / Mountain Lite / LE	1990-99	113-0206	113-1206	113-2206
Phazer 500	1999-00	113-0217		113-2217
Phazer 500 / 500 Dlx / GT / FX / RTX / MTX	2001-13	113-0220	113-1220	113-2220
Phazer MTX	2014-17	113-0220	113-1220	113-2220
Phazer RTX / XTX	2014-18	113-0221	113-1221	
Phazer Mountain Lite	2000-01		113-1218	113-2218
Phazer Mountain Lite	2007-08	113-0220	113-1220	113-2220
RS (All)	2005-13	113-0220	113-1220	113-2220
RS Vector / RS Venture	2014-20	113-0221	113-1221	
RX-1 / ER / Mtn. / Warrior	2003-06	113-0220	113-1220	113-2220
Sidewinder STX / XTX / LTX / RTX / SRX	2017-21	113-0221	113-1221	
Sidewinder X-TX LE 146	2020-21	111-0204	111-1204	111-2204
SRV	1990-91		113-1209	
SR Viper	2014	111-0204	111-1204	111-2204
SR Viper LTX / RTX / STX / XTX SE	2015-21	113-0221	113-1221	
SR Viper MTX & XTX LE	2015	111-0204	111-1204	111-2204
SR Viper MTX	2016	111-0204	111-1204	111-2204
SR Viper XTX LE	2016	113-0221	113-1221	
SX Venom / ER	2004-06	113-0220	113-1220	113-2220
SX Viper / ER / Mtn.	2002-06	113-0220	113-1220	113-2220
SXR / SRX	2000-03		113-1218	113-2218
Venture 500 / 600 / 700	1997-00	113-0215	113-1215	113-2215
Venture 500 / 600 / 700 / RS / GT / Lite / MP / TF	2001-13	113-0220	113-1220	113-2220
Venture Multi Purpose	2015-18	113-0221	113-1221	
Venture XL	1999-00	113-0215	113-1215	113-2215
Venture XL / TR	1990-98	113-0206	113-1206	113-2206
VK 540	2018-21	113-0220	113-1220	113-2220
VK 540 II / III	1998-04	113-0206	113-1206	113-2206
VK Professional / RS Viking Pro	2007-21	113-0220	113-1220	113-2220
VMax 4 Mountain Max	1992-97	113-0214	113-1214	113-2214
VMax 500 / 600 / 700 / Deluxe / ER	2001-03	113-0220	113-1220	113-2220
VMax 500 / 600 / 700 / Dlx	1999-00	113-0215	113-1215	113-2215
VMax 500SX / 600SX / 700SX	1999	113-0216		113-2216
VMax 500 / 600 / 700 / XT / XTC / SX / ST	1997-98	113-0215	113-1215	113-2215
ENTICER II LT ET 410	1993-01	113-0212	113-1212	113-2212
ENTICER ET 410	1992-93	113-0212	113-1212	113-2212
VK 540 II	1993-02	113-0212	113-1212	113-2212
VENTURE/XL/GT	1991-01	113-0212	113-1212	113-2212
VENTURE 480	1991-96	113-0212	113-1212	113-2212
SS440	1980-83			113-2203
ENTICER ET 250	1979-84			113-2208
ENTICER ET 340	1986-88			113-2208
EXCEL 340	1985-88			113-2208
MOUNTAIN MAX 800	1997			113-2213
V-MAX 4 VX750/800	1992-97			113-2213



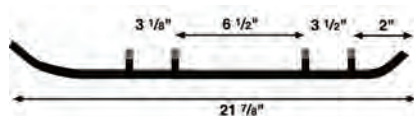
111-0204, 111-1204, and 111-2204



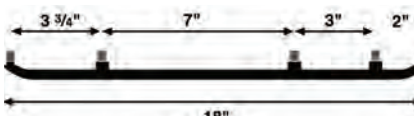
113-0206, 113-1206, and 113-2206



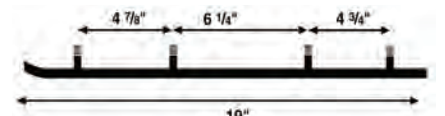
113-0212, 113-1212, and 113-2212



113-0214, 113-1214, 113-2214



113-0215, 113-1215, and 113-2215



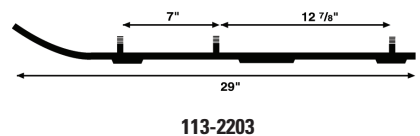
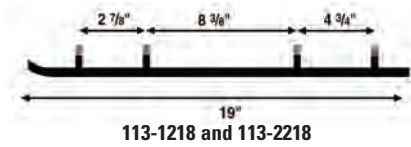
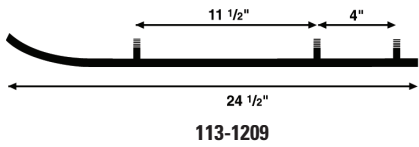
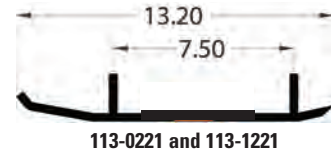
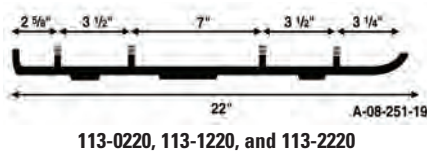
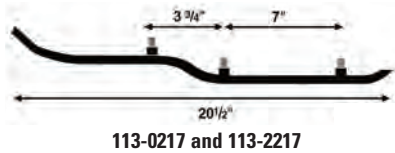
113-0216 and 113-2216

TERMS & INDEX
NEW
HELMETS
HELMET ACCESSORIES
APPAREL
ACCESSORIES
TRACKS & SUSPENSION
STEERING
TRANS MISSION
PLOW & WINCH
WIND SHIELDS
BRAKES & CARB.
ENGINE PARTS
ELECTRICAL
TRAILER
CHEMICALS
TECH & TOOLS
P.O.P

ACS 90 DEGREE CARBIDES

CODE = B

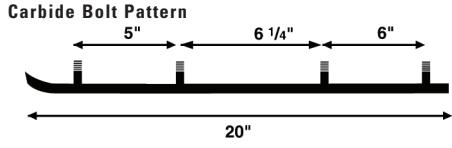
KEYWORD = 18



CARBIDES FOR USI SKI (4 BOLT)

Carbide	Description	Part No.	Code	Keyword
	Stainless Steel Wear Rod	130-9000	B	18

Application:
USI Bandit, Performer, Tunnelblade, and Tunnelwide skis
* Does not fit VX-301 and PX 301 skis.



SKI SPREADER PLATES



Part No.	Code	Keyword
180-5001	B	16B

Black Enamel Painted
Increases stability and control on all snowmobiles. Heavy-duty 1/4" thick steel body stepped and curved for the correct results and long-lasting wear. Distance between mounting holes is 2".
BRP™
Models 1971-82 and others.



Part No.	Code	Keyword
180-5002	B	16B

Increases stability and control on all snowmobiles by enlarging each ski 1-3/4" on each side. Heavy-duty 1/4" thick steel body. Including 4 bolt lock and nuts.
Arctic Cat™ Jag, Super Jag, Polaris™ Sprint, Star, BRP™ Citation, Safari, Skandic, Tundra, Tundra LT, Yamaha™ Bravo, Enticer, SS.



EXO PLASTIC SKIS FOR ARCTIC CAT™, POLARIS™, SKI-DOO™ AND YAMAHA™

① 2 SKIS ONLY

A TOURING SKI

A. Part No. 150-5000

Code C

Keyword 16B

- Blow-molded, one-piece plastic skis
- Weigh 10-40 percent less than competitive compression-molded skis
- Touring weighs 3.65 lb.
- Touring skis are designed for trail use
- All-in-one ski handle design produces a ski that is extremely resistant to breakage
- Ski returns to original shape even after the hardest impact
- Excellent handling over a wide variety of conditions, including improved performance in reverse



B ALL TERRAIN SKI

B Part No. 150-5100

Code C

Keyword 16B

- Blow-molded, one-piece plastic skis
- Weigh 10-40 percent less than competitive compression-molded skis
- All-Terrain weighs 4.7 lb. per ski
- All-Terrain skis are designed for all condition: mountain, cross-country and utility
- Large footprint, combined with less weight, provides increased flotation in deep snow



② SKI MOUNTING KITS

Model	Part No.	Code	Keyword
A/C, AWS III, IV, V Narrow Mount	151-5100	B	16B
Polaris	154-5100	B	16B
Ski-Doo™ DSA	152-5100	B	16B
Ski-Doo™ ZX/ADSA	152-5101	B	16B
REV	152-5102	B	16B
Yamaha™ (Trailing Arm)	153-5100	B	16B

③ CARBIDES



Size	Description	Part No.	Code	Keyword
4"	Wear Bars, Carbides, Lite	110-0205	B	18
4"	Recommended carbide	110-5305	C	18
6"	Recommended carbide	110-8305	C	18
7 1/2"	Max Bar	110-2205	B	18
9"	Sport Bar	110-1205	B	18
4"	Dooly Carbide 1 ONLY	DS4-9350	C	18
6"	Dooly Carbide 1 ONLY	DS6-9350	C	18

TRAIL RUNNERS

Model	Extender III™	Code	Keyword	Trail Blazer™	Code	Keyword
Exo Ski	ESD3-9350	C	18	TSD4-9350	C	18

**FOR COMPLETE KIT
YOU MUST BUY 1, 2 & 3**

SPX CARBIDES

4" CARBIDE SPX

Part No.	Code	Keyword
110-5307	C	18

6" CARBIDE SPX

Part No.	Code	Keyword
110-8307	C	18



EXO SKI MOUNT APPLICATIONS

CODE = B

KEYWORD = 16B

TERMS & INDEX
NEW
HELMETS
HELMET ACCESSORIES
APPAREL
ACCESSORIES
TRACKS & SUSPENSION
STEERING
TRANS MISSION
PLOW & WINCH
WIND SHIELDS
BRAKES & CARB.
ENGINE PARTS
ELECTRICAL
TRAILER
CHEMICALS
TECH & TOOLS
P.O.P

Arctic Cat™		
2004		
All models	151-5100	
2003		
All models	151-5100	
2002		
All models	151-5100	
2001		
All models	151-5100	
2000		
All models	151-5100	
1999		
All models	151-5100	
1998		
All models	151-5100	
1997		
All models	151-5100	
1996		
JAG	N/A	
PUMA		
All others models	151-5100	
1995		
JAG	N/A	
PUMA		
All others models	151-5100	
1994		
JAG	N/A	
PUMA		
COUGAR		
PANTHER		
PANTERA		
PROWLER		
WILDCAT		
All others models	151-5100	
1993		
ZR580/440	151-5100	
CHEETAH		
JAG AFS LT		
All LYNX		
THUNDERCAT		
All others models	N/A	
1992		
CHEETAH	151-5100	
All COUGAR		
JAG AFS		
All LYNX		
WILDCAT EFI		
All others models	N/A	
1991		
EXT Special	N/A	
JAG Mountain Cat		
PANTERA		
PANTHER		
All PROWLER		
Super JAG		
All others models	151-5100	

Arctic Cat™		
1990		
JAG	N/A	
JAG Mountain Cat		
PROWLER		
Super JAG		
All others models	151-5100	
Ski-Doo™		
2004		
Legend	152-5101	
MXZ Fan		
Summit Fan		
SKANDIC Sport		
SKANDIC SUV		
All other models	152-5102	
SKANDIC WT	N/A	
TUNDRA		
2003		
MXZ REV	152-5102	
SKANDIC WT	N/A	
TUNDRA		
All other models	152-5101	
2002		
SKANDIC WT	N/A	
TUNDRA		
All other models	152-5101	
2001		
SKANDIC WT	N/A	
TUNDRA		
All other models	152-5101	
2000		
SKANDIC WT	N/A	
TUNDRA		
All other models	152-5101	
1999		
MXZ 600	152-5101	
MXZ 700		
MX Z X 440 LC		
SUMMIT 600		
SKANDIC WT	N/A	
TUNDRA		
All other models	152-5100	
1998		
SKANDIC WT	N/A	
TUNDRA		
All other models	152-5100	
1997		
SKANDIC WT	N/A	
TUNDRA		
All other models	152-5100	
1996		
ELAN	N/A	
SKANDIC WT		
TUNDRA		
All other models	152-5100	
1995		
ALPINE II	N/A	
ELAN		
SKANDIC WT		
TUNDRA		
All other models	152-5100	

Ski-Doo™		
1994		
SAFARI/SKANDIC	N/A	
ALPINE II		
ELAN		
TUNDRA		
All other models	152-5100	
1993		
All Formula	152-5100	
Grand Touring		
All others	N/A	
1992 or less		
All Formula	152-5100	
All others	N/A	
Polaris™		
1990 to 2005		
All models	154-5100	
120 PRO-X	N/A	
120 XC SP	N/A	
120 XCR	N/A	
Yamaha™		
2004		
VK540III	N/A	
All other models	153-5100	
2003		
VK540III	N/A	
All others models	153-5100	
2002		
VK540III	N/A	
All other models	153-5100	
2001		
VK540EF	N/A	
OVATION		
All other models	153-5100	
2000		
VK540III	N/A	
OVATION		
All others models	153-5100	
1999		
All Mountain MAX	153-5100	
PHAZER 500		
SRX		
All VENTURE		
VMAX		
VX500ERC		
All other models	N/A	
1998		
ALL Mountain MAX	153-5100	
SRX		
VENTURE 500/600/700		
VMAX 500/600		
All other models	N/A	
1997		
Mountain MAX600/700	153-5100	
Venture 500/600		
VMAX		
All other models	N/A	
1996 or less		
	N/A	

SLYDOG CARBIDES

3" CARBIDE ACS

Part No.	Code	Keyword
110-0207	B	18

4" CARBIDE WOODY'S

Part No.	Code	Keyword
ESL3-3200	C	18

STUDBOY WEARBAR APPLICATION

CODE = C

KEYWORD = 18

Model	Shaper™ Bar		
	4.5"	6"	9"
Sly Dog	110-6307	110-6407	110-6507

6" CARBIDE WOODY'S

Part No.	Code	Keyword
TSL4-3200	C	18

7.5" CARBIDE ACS

Part No.	Code	Keyword
110-2207	B	18

SPX CARBIDES

4" CARBIDE SPX

Part No.	Code	Keyword
110-5307	C	18

8" CARBIDE WOODY'S

Part No.	Code	Keyword
WSL-3200	C	18

ALL CARBIDES ARE SOLD IN PAIRS

6" CARBIDE SPX

Part No.	Code	Keyword
110-8307	C	18

SPX TRAILING ARMS



182-2100 Right 182-2101 Left

Keyword: 16B
Code: B



182-2200 Right 182-2201 Left

Keyword: 16B
Code: B



182-2210 Right 182-2211 Left

Keyword: 16B
Code: B



182-2220 Right 182-2221 Left

Keyword: 16B
Code: B



182-2222 Right 182-2223 Left

Keyword: 16B
Code: B



182-2270 Right 182-2271 Left

Keyword: 16B
Code: B



183-2100 Right 183-2101 Left

Keyword: 16B
Code: B



183-2110 Right 183-2111 Left

Keyword: 16B
Code: B



184-2102 Right 184-2103 Left

Keyword: 16B
Code: B



184-2104 Right 184-2105 Left

Keyword: 16B
Code: B



184-2106 Right 184-2107 Left

Keyword: 16B
Code: B



184-2108 Right 184-2109 Left

Keyword: 16B
Code: B



184-2110 Right 184-2111 Left

Keyword: 16B
Code: B



184-2112 Right 184-2113 Left

Keyword: 16B
Code: B




184-2114 Right 184-2115 Left

Keyword: 16B
Code: B

PIVOT BUSHING KIT

Replaces: Polaris™
7061042 Pivot Bushing, 7710437 Retaining Clip

Fits on the following
SPX Trailing arms
184-2104 & 184-2105
184-2106 & 184-2107
184-2112 & 184-2113



Part No.	Code	Keyword
180-2000	B	16B

YAMAHA™ TRAILING ARM CAPS

SPX Trailing Arm Caps are a great way to make your sled stand out. These CNC aluminum billet caps come blue anodized. Sold as set.



Colour	Part No.	Code	Keyword
Blue	183-2002	B	16B

SPX TRAILING ARMS

CODE = B

KEYWORD = 16B

See Page 399 for Images



Our SPX A-Arms meet and exceed OEM specifications. They are made from Chromoly steel, which provides a light weight heavy-duty upgrade over the competitions. Buy and be happy!

Model	Year	Right Part No.	OEM #	Colour	Left Part No.	OEM #	Colour
Ski-Doo™							
FORMULA III	1995-97	182-2200	506-1270-10	BLACK	182-2201	506-1271-10	BLACK
FORMULA MACH I	1995-97	182-2200	506-1270-10	BLACK	182-2201	506-1271-10	BLACK
FORMULA MX, XTC	1994-95	182-2200	506-1270-10	BLACK	182-2201	506-1271-10	BLACK
FORMULA S	1995-96	182-2200	506-1270-10	BLACK	182-2201	506-1271-10	BLACK
FORMULA SL, SS	1995	182-2200	506-1270-10	BLACK	182-2201	506-1271-10	BLACK
FORMULA ST, STX	1994-96	182-2200	506-1270-10	BLACK	182-2201	506-1271-10	BLACK
FORMULA Z	1994-95	182-2200	506-1270-10	BLACK	182-2201	506-1271-10	BLACK
GRAND TOURING	1995-96	182-2200	506-1270-10	BLACK	182-2201	506-1271-10	BLACK
MACH Z	1993-97	182-2200	506-1270-10	BLACK	182-2201	506-1271-10	BLACK
MX Z	1993-95	182-2200	506-1270-10	BLACK	182-2201	506-1271-10	BLACK
SKANDIC (ALL)	1994-98	182-2200	506-1270-10	BLACK	182-2201	506-1271-10	BLACK
SUMMIT(ALL)	1993-96	182-2200	506-1270-10	BLACK	182-2201	506-1271-10	BLACK
TOURING (ALL)	1995-96	182-2200	506-1270-10	BLACK	182-2201	506-1271-10	BLACK
380							
LEGEND 380F	2002-04	182-2210	505.070.645	SILVER	182-2211	505.070.646	SILVER
MXZ 380 F	2002-04	182-2210	505.070.645	SILVER	182-2211	505.070.646	SILVER
GRAND TOURING 380 F	2002-03	182-2210	505.070.645	SILVER	182-2211	505.070.646	SILVER
FORMULA S	1996	182-2200	506.127.100	BLACK	182-2201	506.127.000	BLACK
FORMULA S	1998	182-2222	506.1335.10	BLACK	182-2223	506.1334.10	BLACK
SKANDIC	1998-99	182-2222	506.1335.10	BLACK	182-2223	506.1334.10	BLACK
TOURING (ALL)	1995-96	182-2200	506.127.000	BLACK	182-2201	506.127.100	BLACK
TOURING E, LE, SLE (ALL)	1998-99	182-2222	506.1335.10	BLACK	182-2223	506.1334.10	BLACK
440							
MX Z 440	1996-98		506.1639.00	YELLOW		506.1368.00	YELLOW
470							
MX Z 470	1993-95	182-2200	506.127.100	BLACK	182-2201	506.127.000	BLACK
FORMULA MX, LT, XTC (EX 91)	1985-93	182-2100	506.1092.00	BLACK	182-2101	506.1093.00	BLACK
SUMMIT 470	1994	182-2200	506.119.300	BLACK	182-2201	506.119.400	BLACK
500							
FORMULA 500 L/C	2001	182-2210	505-0706-45	SILVER	182-2211	505-0706-46	SILVER
LEGEND 500 SS	2004	182-2210	505-0706-45	SILVER	182-2211	505-0706-46	SILVER
MX Z 500 F	2002	182-2210	505-0706-45	SILVER	182-2211	505-0706-46	SILVER
FORMULA DELUXE 500	2001	182-2210	505.070.645	SILVER	182-2211	505.070.646	SILVER
FORMULA SL	1995	182-2200	506.127.000	BLACK	182-2201	506.127.100	BLACK
GRAND TOURING 500	2001-03	182-2210	505.070.645	SILVER	182-2211	505.070.646	SILVER
GRAND TOURING 500F	2002	182-2210	505.070.645	SILVER	182-2211	505.070.646	SILVER
SUMMIT 500 F	2002	182-2210	505.070.645	SILVER	182-2211	505.070.646	SILVER
SUMMIT 500	1996	182-2200	506.127.100	BLACK	182-2201	506.127.000	BLACK
LEGEND 500	2002-03	182-2210	505.070.645	SILVER	182-2211	505.070.646	SILVER
LEGEND 500 F	2002	182-2210	505.070.645	SILVER	182-2211	505.070.646	SILVER
MXZ 500	2000-03	182-2210	505.070.645	SILVER	182-2211	505.070.646	SILVER
MXZ 500 F	2002	182-2210	505.070.645	SILVER	182-2211	505.070.646	SILVER
SUMMIT 500F	2002	182-2210	505.070.645	SILVER	182-2211	505.070.646	SILVER
SUMMIT 500	1997-99	182-2222	506.1335.10	BLACK	182-2223	506.1334.10	BLACK
SUMMIT 500	1996	182-2200	506.127.010	BLACK	182-2201	506.127.110	BLACK
SKANDIC 500F	2003	182-2210	505.070.645	SILVER	182-2211	505.070.646	SILVER
SKANDIC	1998-99	182-2222	506.1335.10	BLACK	182-2223	506.1334.10	BLACK
SKANDIC	1995-96	182-2200	506.127.000	BLACK	182-2201	506.127.100	BLACK
TOURING 500	2000	182-2210	505.070.645	SILVER	182-2211	505.070.646	SILVER
TOURING (ALL)	1995-96	182-2200	506.127.000	BLACK	182-2201	506.127.100	BLACK
550							
MXZ 550F	2003-04	182-2210	505.070.645	SILVER	182-2211	505.070.646	SILVER
GRAND TOURING 550F	2003	182-2210	505.070.645	SILVER	182-2211	505.070.646	SILVER
LEGEND 550 F	2003-04	182-2210	505.070.645	SILVER	182-2211	505.070.646	SILVER
SUMMIT 550F	2003-04	182-2210	505.070.645	SILVER	182-2211	505.070.646	SILVER
SKANDIC 550F	2004	182-2210	505.070.645	SILVER	182-2211	505.070.646	SILVER
SKANDIC 550 SUV	2004-10	182-2270	M5248252/ 605-2517-68	BLACK	182-2271	M5248336/ 605-2517-67	BLACK
583							
FORMULA Z 583	1994-95	182-2200	506.120.000	BLACK	182-2201	506.120.900	BLACK
FORMULA STX / STX LT	1996	182-2200	506.127.000	BLACK	182-2201	506.127.100	BLACK
FORMULA ST, STX	1995	182-2200	506.114.700	BLACK	182-2201	506.114.800	BLACK
FORMULA MACH I, XTC (EX 91)	1989-91	182-2100	506.109.200	BLACK	182-2101	506.1093.00	BLACK
GRAND TOURING , XTC	1993-94	182-2100	506.109.200	BLACK	182-2101	506.1093.00	BLACK
GRAND TOURING (FAN)	1995-96	182-2200	506.127.000	BLACK	182-2201	506.127.100	BLACK
MX Z 583	1996-98		506.163.900	YELLOW		506.136800	YELLOW
SUMMIT 583	1994	182-2200	506.119.300	BLACK	182-2201	506.119.400	BLACK
SUMMIT 583	1995	182-2200	506.114.800	BLACK	182-2201	506.114.700	BLACK
SUMMIT 583	1996	182-2200	506.127.010	BLACK	182-2201	506.127.110	BLACK
SUMMIT 500	1997-99	182-2222	506.1335.10	BLACK	182-2223	506.1334.10	BLACK
600							
MXZ 600	1999-03	182-2210	505.070.645	SILVER	182-2211	505.070.646	SILVER
MXZ 600 HO	2003	182-2210	505.070.645	SILVER	182-2211	505.070.646	SILVER
GRAND TOURING 600	2001-03	182-2210	505.070.645	SILVER	182-2211	505.070.646	SILVER



Our SPX A-Arms meet and exceed OEM specifications. They are made from Chromoly steel, which provides a light weight heavy-duty upgrade over the competitions. Buy and be happy!

Model	Year	Right Part No.	OEM #	Colour	Left Part No.	OEM #	Colour
Ski-Doo™							
600							
LEGEND 500 SS	2004	182-2210	505.070.645	SILVER	182-2211	505.070.646	SILVER
LEGEND 600 HO SDI	2004	182-2210	505.070.645	SILVER	182-2211	505.070.646	SILVER
LEGEND 600	2002-03	182-2210	505.070.645	SILVER	182-2211	505.070.646	SILVER
FORMULA Z 600	2000	182-2210	505.070.645	SILVER	182-2211	505.070.646	SILVER
FORMULA DLX 600	2000-01	182-2210	505.070.645	SILVER	182-2211	505.070.646	SILVER
FORMULA LLL 600	1997	182-2200	506.127.000	BLACK	182-2201	506.127.100	BLACK
SUMMIT 600 SB	2000	182-2210	505.070.645	SILVER	182-2211	505.070.646	SILVER
SUMMIT 600	2001	182-2210	505.070.645	SILVER	182-2211	505.070.646	SILVER
SUMMIT 600	2002	182-2210	505.070.645	SILVER	182-2211	505.070.646	SILVER
SUMMIT 600 HO	2003	182-2210	505.070.645	SILVER	182-2211	505.070.646	SILVER
SUMMIT 600 HO	2003	182-2210	505.070.645	SILVER	182-2211	505.070.646	SILVER
SKANDIC SUV 600	2003-07	182-2270	M5248252/ 605-2517-68	BLACK	182-2271	M5248336/ 605-2517-67	BLACK
SKANDIC SUV 600 HO SDI	2008	182-2270	M5248252/ 605-2517-68	BLACK	182-2271	M5248336/ 605-2517-67	BLACK
EXPEDITION TUV 600 HO SDI	2007-08	182-2270	M5248252/ 605-2517-68	BLACK	182-2271	M5248336/ 605-2517-67	BLACK
670							
FORMULA 670 SS	1995	182-2200	506.127.000	BLACK	182-2201	506.127.100	BLACK
FORMULA MACH I 670	1995-96	182-2200	506.127.000	BLACK	182-2201	506.127.100	BLACK
GRAND TOURING 670 SE	1994	182-2100	506.109.200	BLACK	182-2101	506.109.300	BLACK
MX Z 670	1996-98		506.163.900	YELLOW		506.136.800	YELLOW
SUMMIT 670	1995	182-2200	506.114.800	BLACK	182-2201	506.114.700	BLACK
SUMMIT 670	1996	182-2200	506.127.010	BLACK	182-2201	506.127.110	BLACK
SUMMIT 670	1997-99	182-2222	506.1335.10	BLACK	182-2223	506.1334.10	BLACK
700							
FORMULA Z 700	2000	182-2210	505.070.645	SILVER	182-2211	505.070.646	SILVER
FORMULA DLX 700	2000-01	182-2210	505.070.645	SILVER	182-2211	505.070.646	SILVER
GRAND TOURING 700	2001-03	182-2210	505.070.645	SILVER	182-2211	505.070.646	SILVER
GRAND TOURING 700	2000	182-2220	505.070.444	BLACK	182-2221	505.070.445	BLACK
GRAND TOURING SE 700	2000	182-2220	505.070.384	BLACK	182-2221	505.070.385	BLACK
GRAND TOURING SE 700 MIL CHR	2000	182-2220	505.070.463	BLACK	182-2221	505.070.464	BLACK
GRAND TOURING SE 700	1999	182-2220	505.070.209	BLACK	182-2221	505.070.210	BLACK
GRAND TOURING SE 700	1998	182-2220	506.142.500	BLACK	182-2221	506.142.400	BLACK
GRAND TOURING 700	1998-99	182-2220	506.142.500	BLACK	182-2221	506.142.400	BLACK
LEGEND 700	2002-04	182-2210	505.070.645	SILVER	182-2211	505.070.646	SILVER
MACH I 700	2000	182-2220	505.070.442	BLACK	182-2221	505.070.443	BLACK
MACH I	1999	182-2220	505.070.207	BLACK	182-2221	505.070.208	BLACK
MACH I	1998	182-2220	506.128.400	BLACK	182-2221	506.128.300	BLACK
FORMULA MACH I 700	1997	182-2200	506.127.000	BLACK	182-2201	506.127.100	BLACK
MXZ 700	2000-03	182-2210	505.070.645	SILVER	182-2211	505.070.646	SILVER
SUMMIT 700	2003	182-2210	505.070.645	SILVER	182-2211	505.070.646	SILVER
SUMMIT 700	2002	182-2210	505.070.645	SILVER	182-2211	505.070.646	SILVER
SUMMIT 700	2001	182-2210	505.070.645	SILVER	182-2211	505.070.646	SILVER
SUMMIT 700 / 700 SB	2000	182-2210	505.070.645	SILVER	182-2211	505.070.646	SILVER
SUMMIT 700	2000-03	182-2210	505.070.645	SILVER	182-2211	505.070.646	SILVER
800							
EXPEDITION TUV V-800	2007-09	182-2270	M5248252/ 605-2517-68	BLACK	182-2271	M5248336/ 605-2517-67	BLACK
LEGEND 800 SDI GT	2003	182-2210	505.0706-45	SILVER	182-2211	505.0706-46	SILVER
FORMULA III 800	2000	182-2220	505.070.386	BLACK	182-2221	505.070.387	BLACK
FORMULA III 800	1999	182-2220	505.070.174	BLACK	182-2221	505.070.175	BLACK
GRAND TOUR SE 800 SDI	2003	182-2210	505.070.645	SILVER	182-2211	505.070.646	SILVER
GRAND TOURING 800	2002	182-2210	505.070.645	SILVER	182-2211	505.070.646	SILVER
GRAND TOURING 800 SE	1999	182-2220	505.070.209	BLACK	182-2221	505.070.210	BLACK
LEGEND SE 800 SDI	2003-04	182-2210	505.070.645	SILVER	182-2211	505.070.646	SILVER
LEGEND 800	2002	182-2210	505.070.645	SILVER	182-2211	505.070.646	SILVER
MXZ 800	2001-03	182-2210	505.070.645	SILVER	182-2211	505.070.646	SILVER
FORMULA MACH 1 800	1997	182-2200	506.127.000	BLACK	182-2201	506.127.100	BLACK
MACH Z ,R,LTR,LT	1998	182-2220	506.128.400	BLACK	182-2221	506.128.300	BLACK
SUMMIT 800 HO	2003	182-2210	505.070.645	SILVER	182-2211	505.070.646	SILVER
SUMMIT 800	2001-02	182-2210	505.070.645	SILVER	182-2211	505.070.646	SILVER
SUMMIT 800 H.M.	2000	182-2210	505.070.645	SILVER	182-2211	505.070.646	SILVER
SUMMIT H.M.	2000	182-2210	505.070.645	SILVER	182-2211	505.070.646	SILVER
1000							
LEGEND SE V-1000	2004-05	182-2210	505-0706-45	SILVER	182-2211	505-0706-46	SILVER
LEGEND SE V-1000 GT	2005	182-2210	505-0706-45	SILVER	182-2211	505-0706-46	SILVER
LEGEND SPORT V-1000	2004-05	182-2210	505-0706-45	SILVER	182-2211	505-0706-46	SILVER
LEGEND SPORT V-1000 GT	2005	182-2210	505-0706-45	SILVER	182-2211	505-0706-46	SILVER
4 STROKE							
GRAND TOURING V-1000	2003	182-2210	505.070.645	SILVER	182-2211	505.070.646	SILVER
LEGEND V-1000	2003-05	182-2210	505.070.645	SILVER	182-2211	505.070.646	SILVER

SPX TRAILING ARMS

CODE = B

KEYWORD = 16B

See Page 399 for Images



Our SPX A-Arms meet and exceed OEM specifications. They are made from Chromoly steel, which provides a light weight heavy-duty upgrade over the competitions. Buy and be happy!

Model	Year	Right Part No.	OEM #	Colour	Left Part No.	OEM #	Colour
Polaris™							
CLASSIC	1988-93	184-2102	1822052-067	BLACK	184-2103	1822053-067	BLACK
CLASSIC TOURING	1993	184-2102	1822052-067	BLACK	184-2103	1822053-067	BLACK
RXL	1993-94	184-2102	1822052-067	BLACK	184-2103	1822053-067	BLACK
RXL SKS	1993	184-2102	1822052-067	BLACK	184-2103	1822053-067	BLACK
RXL TOURING	1994-95	184-2102	1822052-067	BLACK	184-2103	1822053-067	BLACK
SPORT	1987-95	184-2102	1822052-067	BLACK	184-2103	1822053-067	BLACK
SPORT 440 GT	1991	184-2102	1822052-067	BLACK	184-2103	1822053-067	BLACK
SPORT GT	1990, 92	184-2102	1822052-067	BLACK	184-2103	1822053-067	BLACK
SPORT SKS	1994	184-2102	1822052-067	BLACK	184-2103	1822053-067	BLACK
SPORT TOURING	1995	184-2102	1822052-067	BLACK	184-2103	1822053-067	BLACK
SUPER SPORT	1994	184-2102	1822052-067	BLACK	184-2103	1822053-067	BLACK
SUPERSPORT	2002, 05	184-2112	1821166-293	RED	184-2113	1821165-293	RED
SUPERTRAK	1992	184-2102	1822052-067	BLACK	184-2103	1822053-067	BLACK
TRAIL	1985-94	184-2102	1822052-067	BLACK	184-2103	1822053-067	BLACK
TRAIL 488	1985	184-2102	1822052-067	BLACK	184-2103	1822053-067	BLACK
TRAIL DELUXE	1988-94	184-2102	1822052-067	BLACK	184-2103	1822053-067	BLACK
TRAIL ES	1987-89	184-2102	1822052-067	BLACK	184-2103	1822053-067	BLACK
TRAIL SKS	1987-89	184-2102	1822052-067	BLACK	184-2103	1822053-067	BLACK
TRAIL SP	1986, 88-89	184-2102	1822052-067	BLACK	184-2103	1822053-067	BLACK
TRAIL SUPERTRAK	1989-91	184-2102	1822052-067	BLACK	184-2103	1822053-067	BLACK
TRAIL WIDETRAK	1990	184-2102	1822052-067	BLACK	184-2103	1822053-067	BLACK
WIDE TRAK GT	1993-94	184-2102	1822052-067	BLACK	184-2103	1822053-067	BLACK
WIDE TRAK LX	1994	184-2102	1822052-067	BLACK	184-2103	1822053-067	BLACK
WIDETRAK	1991-93	184-2102	1822052-067	BLACK	184-2103	1822053-067	BLACK
XLT	1993-95	184-2102	1822052-067	BLACK	184-2103	1822053-067	BLACK
XLT RMK	1995	184-2102	1822052-067	BLACK	184-2103	1822053-067	BLACK
XLT SKS	1993-95	184-2102	1822052-067	BLACK	184-2103	1822053-067	BLACK
XLT SP	1993-94	184-2102	1822052-067	BLACK	184-2103	1822053-067	BLACK
340							
340	2008	184-2112	1821166-385	RED	184-2113	1821165-385	RED
340 EDGE LX	2007	184-2112	1821166-385	RED	184-2113	1821165-385	RED
340 TRANSPORT	2008	184-2112	1821166-385	RED	184-2113	1821165-385	RED
340 CLASSIC	2004-06	184-2112	1821166-385	RED	184-2113	1821165-385	RED
340 EDGE / CLASSIC	2003	184-2112	1821166-385	RED	184-2113	1821165-385	RED
340 EDGE/ CLASSIC	2003	184-2112	1821166-293	RED	184-2113	1821165-293	RED
340 TOURING	2004-06	184-2112	1821166-385	RED	184-2113	1821165-385	RED
340 TOURING INT'L	2004-06	184-2112	1821166-385	RED	184-2113	1821165-385	RED
340 INDY	2004	184-2112	1821166-385	RED	184-2113	1821165-385	RED
340 INDY INT'L	2004	184-2112	1821166-385	RED	184-2113	1821165-385	RED
340 TRANSPORT	1996	184-2102	1822052-067	BLACK	184-2103	1822053-067	BLACK
340 INDY SPORT, GT, TOURING	1987-96	184-2102	1822052-067	BLACK	184-2103	1822053-067	BLACK
340 INDY TX-L	1980-82	184-2102	1822052-067	BLACK	184-2103	1822053-067	BLACK
400							
INDY 400, SKS	1984-93	184-2102	1822052-067	BLACK	184-2103	1822053-067	BLACK
400	1985-91	184-2102	1822052-067	BLACK	184-2103	1822053-067	BLACK
400 SKS	1987-88	184-2102	1822052-067	BLACK	184-2103	1822053-067	BLACK
440							
440	1985-91	184-2102	1822052-067	BLACK	184-2103	1822053-067	BLACK
440 L/C	1993	184-2102	1822052-067	BLACK	184-2103	1822053-067	BLACK
440 SKS	1993	184-2102	1822052-067	BLACK	184-2103	1822053-067	BLACK
440 XCR SP	1999	184-2112	1820963-293	RED	184-2113	1820962-293	RED
440 XC	1997	184-2108	2201471	BLACK	184-2109	2201470	BLACK
440 INDY	1995	184-2110	1822188	BLACK	184-2111	1822187	BLACK
440 SUPERSPORT	2005-06	184-2112	1821166	RED	184-2113	1821165	RED
440 SUPERSPORT	2004	184-2112	1821166	RED	184-2113	1821165	RED
440 SUPERSPORT	1994	184-2102	1822052-067	BLACK	184-2103	1822053-067	BLACK
440 XCF	1999	184-2108	2201471	BLACK	184-2109	2201470	BLACK
440 XCF SP	1999	184-2108	2201471	BLACK	184-2109	2201470	BLACK
488							
488 INDY TRAIL, DELUXE	1995	184-2110	1822188	BLACK	184-2111	1822187	BLACK
488 TRAIL, DLX, ES, SKS	1983-94	184-2102	1822052-067	BLACK	184-2103	1822053-067	BLACK
488 SUPERTRAK	1989-92	184-2102	1822052-067	BLACK	184-2103	1822053-067	BLACK
WIDETRAK, GT, LX	1989-94	184-2102	1822052-067	BLACK	184-2103	1822053-067	BLACK
WIDETRAK GT, LX	1995-96	184-2110	1822188	BLACK	184-2111	1822187	BLACK
500							
500	1985-91	184-2102	1822052-067	BLACK	184-2103	1822053-067	BLACK
500 CLASSIC	1991	184-2102	1822052-067	BLACK	184-2103	1822053-067	BLACK
500 EFI / SKS	1993	184-2102	1822052-067	BLACK	184-2103	1822053-067	BLACK
500 SKS	1989-92	184-2102	1822052-067	BLACK	184-2103	1822053-067	BLACK
500 SP	1989-92	184-2102	1822052-067	BLACK	184-2103	1822053-067	BLACK
500 SP EFI / SPX	1992	184-2102	1822052-067	BLACK	184-2103	1822053-067	BLACK
500 CLASSIC	2002	184-2112	1821166-312	RED	184-2113	1821165-312	RED
500 CLASSIC	2003-06	184-2112	1821166-385	RED	184-2113	1821165-385	RED
500 INDY CLASSIC	1995	184-2110	1822188	BLACK	184-2111	1822187	BLACK
500 INDY CLASSIC, TOURING	1988-93	184-2102	1822052-067	BLACK	184-2103	1822053-067	BLACK



Our SPX A-Arms meet and exceed OEM specifications. They are made from Chromoly steel, which provides a light weight heavy-duty upgrade over the competitions. Buy and be happy!

Model	Year	Right Part No.	OEM #	Colour	Left Part No.	OEM #	Colour
Polaris™							
500							
500 CENTURION	1981-82	184-2102	1822052-067	BLACK	184-2103	1822053-067	BLACK
500 INDY	2006	184-2112	1821166-385	RED	184-2113	1821165-385	RED
500 INDY	2005	184-2112	1821166-293	RED	184-2113	1821165-293	RED
500 INDY	2002	184-2112	1821166-293	RED	184-2113	1821165-293	RED
500 INDY CARB EFI	1995	184-2110	1822188	BLACK	184-2111	1822187	BLACK
500 INDY , EFI, SKS, SP	1989-93	184-2102	1822052-067	BLACK	184-2103	1822053-067	BLACK
500 EDGE	2004	184-2112	1821166-385	RED	184-2113	1821165-385	RED
500 EDGE	2003	184-2112	1821166-293	RED	184-2113	1821165-293	RED
500 XC EDGE F/O	2003	184-2112	1821166-216	RED	184-2113	1821165-216	RED
500 XC SP	2002	184-2112	1821166-293	RED	184-2113	1821165-293	RED
500 XC SP F/O	2002	184-2112	1821166-216	RED	184-2113	1821165-216	RED
500 XC SP F/O	2002	184-2112	1821166-293	RED	184-2113	1821165-293	RED
500 XC SP EDGE	2003-05	184-2112	1821166-293	RED	184-2113	1821165-293	RED
500 XC SP EDGE X	2003	184-2112	1821166-216	RED	184-2113	1821165-216	RED
500 XC SP EDGE X	2003	184-2112	1821166-385	RED	184-2113	1821165-385	RED
500 XC SP EDGE X	2003	184-2112	1821166-293	RED	184-2113	1821165-293	RED
500 XC SP	2007	184-2112	1821166-385	RED	184-2113	1821165-385	RED
500 XC SP M-10 AFT 3/1/01	2002	184-2112	1821166-216	RED	184-2113	1821165-216	RED
500 XC SP M-10 AFT 3/1/01	2002	184-2112	1821166-293	RED	184-2113	1821165-293	RED
500 XC SP EDGE M-10 F/O	2003	184-2112	1821166-293	RED	184-2113	1821165-293	RED
500 XC SP EDGE M-10 F/O	2003	184-2112	1821166-216	RED	184-2113	1821165-216	RED
500 XC SP EDGE M-10 F/O	2003	184-2112	1821166-385	RED	184-2113	1821165-385	RED
500 XC SP EDGE M-10	2004-05	184-2112	1821166-385	RED	184-2113	1821165-385	RED
500 XC SP EDGE STK B	2006	184-2112	1821166-385	RED	184-2113	1821165-385	RED
500 RMK	2000	184-2108	2201471	BLACK	184-2109	2201470	BLACK
500 RMK 136	2001	184-2108	2201471	BLACK	184-2109	2201470	BLACK
550							
550 EDGE LX	2007	184-2112	1821166-385	RED	184-2113	1821165-385	RED
550 LX	2008	184-2112	1821166-385	RED	184-2113	1821165-385	RED
550 CLASSIC	2005-06	184-2112	1821166-385	RED	184-2113	1821165-385	RED
550 CLASSIC EDGE	2003-04	184-2112	1821166-385	RED	184-2113	1821165-385	RED
550 F/C CLASSIC	2002	184-2112	1821165-312	RED	184-2113	1821165-312	RED
550 SPORT TOURING	2004	184-2112	1821166-385	RED	184-2113	1821165-385	RED
550 SPORT TOURING INT'L	2004	184-2112	1821166-385	RED	184-2113	1821165-385	RED
TRAIL TOURING/INT'L	2004	184-2112	1821166-385	RED	184-2113	1821165-385	RED
TRAIL TOURING/EURO	2005	184-2112	1821166-385	RED	184-2113	1821165-385	RED
TRAIL TOURING	2006	184-2112	1821166-385	RED	184-2113	1821165-385	RED
600							
600	1985-91	184-2102	1822052-067	BLACK	184-2103	1822053-067	BLACK
600 LE	1986	184-2102	1822052-067	BLACK	184-2103	1822053-067	BLACK
600 SE	1985	184-2102	1822052-067	BLACK	184-2103	1822053-067	BLACK
600 XC EDGE / SP / X	2002-03	184-2112	1821166-293	RED	184-2113	1821165-293	RED
600 XC SP	2001	184-2112	1820963-293	RED	184-2113	1820962-293	RED
600 XC SP EDGE	2000	184-2112	1820788-293	RED	184-2113	1820787-293	RED
600 CLASSIC	2003-06	184-2112	1821166-385	RED	184-2113	1821165-385	RED
600 CLASSIC	2002	184-2112	1821165-312	RED	184-2113	1821165-312	RED
600 EDGE TOURING	2005-06	184-2112	1821166-385	RED	184-2113	1821165-385	RED
600 CLASSIC TOURING	2004	184-2112	1821166-385	RED	184-2113	1821165-385	RED
600 CLASSIC TOURING	2001	184-2108	2201471	BLACK	184-2109	2201470	BLACK
600 TOURING	2000	184-2108	2201471	BLACK	184-2109	2201470	BLACK
600 XC SP EDGE M-10	2004-05	184-2112	1821166-385	RED	184-2113	1821165-385	RED
600 XC SP EDGE M-10 F/O	2003	184-2112	1821166-385	RED	184-2113	1821165-385	RED
600 XC SP EDGEM-10 F/O	2003	184-2112	1821166-216	RED	184-2113	1821165-216	RED
600 XC SP EDGEM-10 F/O	2003	184-2112	1821166-293	RED	184-2113	1821165-293	RED
600 XC EDGE / F/O	2003	184-2112	1821166-216	RED	184-2113	1821165-216	RED
600 XC EDGE / F/O	2003	184-2112	1821166-385	RED	184-2113	1821165-385	RED
600 XC EDGE / F/O	2003	184-2112	1821166-385	RED	184-2113	1821165-385	RED
600 XC EDGE X F/O	2003	184-2112	1821166-385	RED	184-2113	1821165-385	RED
600 XC EDGE X F/O	2003	184-2112	1821166-293	RED	184-2113	1821165-293	RED
600 XC EDGE X F/O	2003	184-2112	1821166-216	RED	184-2113	1821165-216	RED
600 XC SP	2002	184-2112	1821166-293	RED	184-2113	1821165-293	RED
600 XC SP	2002	184-2112	1821166-216	RED	184-2113	1821165-216	RED
600 XC SP M-10 F/O	2002	184-2112	1821166-216	RED	184-2113	1821165-216	RED
600 XC SP M-10 F/O	2002	184-2112	1821166-293	RED	184-2113	1821165-293	RED
600 XC	1997	184-2108	2201471	BLACK	184-2109	2201470	BLACK
600 XCR	1997-98	184-2108	2201471	BLACK	184-2109	2201470	BLACK
600 XCR SE	1997	184-2108	2201471	BLACK	184-2109	2201470	BLACK
600 INDY , LE, SE, SKS, XC	1983-87	184-2102	1822052-067	BLACK	184-2103	1822053-067	BLACK
600 INDY , SKS	1988-92	184-2102	1822052-067	BLACK	184-2103	1822053-067	BLACK
XLT SP	1997	184-2108	2201471	BLACK	184-2109	2201470	BLACK
XLT TOURING	1995	184-2110	1822188	BLACK	184-2111	1822187	BLACK
XLT, SKS, SP	1993-94	184-2102	1822052-067	BLACK	184-2103	1822053-067	BLACK
600 RMK 136	2001	184-2104	1820688-067	BLACK	184-2105	1820687-067	BLACK
600 RMK	2000	184-2104	1820688-067	BLACK	184-2105	1820687-067	BLACK
600 RMK	1999	184-2108	2201471	BLACK	184-2109	2201470	BLACK

SPX TRAILING ARMS

CODE = B

KEYWORD = 16B

See Page 399 for Images



Our SPX A-Arms meet and exceed OEM specifications. They are made from Chromoly steel, which provides a light weight heavy-duty upgrade over the competitions. Buy and be happy!

Model	Year	Right Part No.	OEM #	Colour	Left Part No.	OEM #	Colour
Polaris™							
650							
650	1985-91	184-2102	1822052-067	BLACK	184-2103	1822053-067	BLACK
650 RXL	1990-92	184-2102	1822052-067	BLACK	184-2103	1822053-067	BLACK
650 RXL SKS	1991-92	184-2102	1822052-067	BLACK	184-2103	1822053-067	BLACK
650 SKS	1988-90	184-2102	1822052-067	BLACK	184-2103	1822053-067	BLACK
650 INDY RXL, SKS	1991-95	184-2102	1822052-067	BLACK	184-2103	1822053-067	BLACK
700							
700 EV XC SP EDGE	2001	184-2112	1820963-293	RED	184-2113	1820962-293	RED
700 XC EDGE / SP / X	2002-03	184-2112	1821166-293	RED	184-2113	1821165-293	RED
700 XC SP	2001	184-2112	1820963-293	RED	184-2113	1820962-293	RED
700/800 XC SP	2005	184-2112	1821166-293	RED	184-2113	1821165-293	RED
700 CLASSIC TOURING/INT'L	2004	184-2112	1821166-385	RED	184-2113	1821165-385	RED
700 CLASSIC	2003-04	184-2112	1821166-385	RED	184-2113	1821165-385	RED
700 CLASSIC AFT 1/1/01	2002	184-2112	1821166-312	RED	184-2113	1821165-312	RED
700 XC EDGE F/O	2003	184-2112	1821166-385	RED	184-2113	1821165-385	RED
700 XC EDGE F/O	2003	184-2112	1821166-293	RED	184-2113	1821165-293	RED
700-800 (CONT'D)							
700 XC EDGE F/O	2003	184-2112	1821166-216	RED	184-2113	1821165-216	RED
700 XC SP A / B	2002	184-2112	1821166-293	RED	184-2113	1821165-293	RED
700 XC SP EDGE	2003	184-2112	1821166-385	RED	184-2113	1821165-385	RED
700 XC SP EDGE	2003	184-2112	1821166-293	RED	184-2113	1821165-293	RED
700 XC SP EDGE	2003	184-2112	1821166-216	RED	184-2113	1821165-216	RED
700 XC SP M-10 F/O	2003	184-2112	1821166-216	RED	184-2113	1821165-216	RED
700 XC SP M-10 F/O	2003	184-2112	1821166-293	RED	184-2113	1821165-293	RED
700 XCR	1999	184-2108	2201471	BLACK	184-2109	2201470	BLACK
700 XCR	1998	184-2108	2201471	BLACK	184-2109	2201470	BLACK
700 RMK	2000	184-2104	1820688-067	BLACK	184-2105	1820687-067	BLACK
700 RMK 136 / 144	2001	184-2104	1820688-067	BLACK	184-2105	1820687-067	BLACK
700 RMK W CRC	1999	184-2108	2201471	BLACK	184-2109	2201470	BLACK
700 SKS	1999	184-2108	2201471	BLACK	184-2109	2201470	BLACK
800							
800 XC EDGE / SP/ X	2002-03	184-2112	1821166-293	RED	184-2113	1821165-293	RED
800 XC SP	2001	184-2112	1820963-293	RED	184-2113	1820962-293	RED
750/800 INDY STORM	1993-95	184-2110	1822188	BLACK	184-2111	1822187	BLACK
800 XC EDGE F/O	2004	184-2112	1821166	RED	184-2113	1821165	RED
800 XC SP EDGE	2003	184-2112	1821166-385	RED	184-2113	1821165-385	RED
800 XC SP EDGE	2003	184-2112	1821166-216	RED	184-2113	1821165-216	RED
800 XC SP EDGE	2003	184-2112	1821166-293	RED	184-2113	1821165-293	RED
800 CLASSIC	2004	184-2112	1821166	RED	184-2113	1821165	RED
800 CLASSIC TOURING/INT'L	2004	184-2112	1821166	RED	184-2113	1821165	RED
800 XC SP M-10 F/O	2005	184-2112	1821166	RED	184-2113	1821165	RED
800 EDGE TOURING	2005	184-2112	1821166	RED	184-2113	1821165	RED
800 RMK	2000	184-2104	1820688-067	BLACK	184-2105	1820687-067	BLACK
800 RMK 144	2001	184-2104	1820688-067	BLACK	184-2105	1820687-067	BLACK
800 RMK 151	2001	184-2104	1820688-067	BLACK	184-2105	1820687-067	BLACK
800 RMK SP 144	2001	184-2104	1820688-293	BLACK	184-2105	1820687-067	BLACK
800 RMK SP 151	2001	184-2104	1820688-293	BLACK	184-2105	1820687-067	BLACK
EDGE RMK ALL MODELS	2002-04	184-2114	1821202.293	RED	184-2115	1821201.293	RED
4 STROKE							
FRONTIER CLASSIC	2004	184-2112	1821166-385	RED	184-2113	1821165-385	RED
FRONTIER CLASSIC AFT 1/01/02	2003	184-2112	1821166-385	RED	184-2113	1821165-385	RED
FRONTIER CLASSIC BE 1/01/02	2003	184-2112	1821166-385	RED	184-2113	1821165-385	RED
FRONTIER TOURING	2004-05	184-2112	1821166-385	RED	184-2113	1821165-385	RED
FRONTIER TOURING	2003	184-2112	1821166-385	RED	184-2113	1821165-385	RED
FRONTIER INDY	2002	184-2112	1821166-244	RED	184-2113	1821165-244	RED
MISC NOTES							
Models with Xtra front end	1996-99	184-2108	2201471	BLACK	184-2109	2201470	BLACK
XC & SKS Models w/ the Tipped Trailing Arm Design	1998-00	184-2106	1820713	BLACK	184-2107	1820714	BLACK
Yamaha™							
500							
PHAZER 500	1999-00	183-2100	8CR-2382F-01	BLACK	183-2101	8CR-2382E-01	BLACK
			8CR-2382F-02			8CR-2382E-02	
			8CR-2382F-03			8CR-2382E-03	
PHAZER 500	2001	183-2110	8DM-2382F-10	SILVER	183-2111	8DM-2382E-10	SILVER
			8EN-2382F-10			8EN-2382E-00-00*	
SX VENOM	2004-06	183-2110	8DM-2382F-10	SILVER	183-2111	8DM-2382E-10	SILVER
			8EN-2382F-10			8EN-2382E-00-00	
SX VENOM ER	2004-06	183-2110	8DM-2382F-10	SILVER	183-2111	8DM-2382E-10	SILVER
			8EN-2382F-10			8EN-2382E-00-00	
SX VIPER	2002-03	183-2110	8DM-2382F-10	SILVER	183-2111	*8DM-2382E-10	SILVER
			8EN-2382F-10			8EN-2382E-00-00	
SX VIPER ER	2002-04	183-2110	8DM-2382F-10	SILVER	183-2111	8DM-2382E-10	SILVER
			8EN-2382F-10			8EN-2382E-00-00	



Our SPX A-Arms meet and exceed OEM specifications. They are made from Chromoly steel, which provides a light weight heavy-duty upgrade over the competitions. Buy and be happy!

Model	Year	Right Part No.	OEM #	Colour	Left Part No.	OEM #	Colour
Yamaha™							
500							
SX VIPER MOUNTAIN	2003	183-2110	8DM-2382F-10 8EN-2382F-10	SILVER	183-2111	8DM-2382E-10 8EN-2382E-00-00	SILVER
SX VIPER S	2004	183-2110	8DM-2382F-10 8EN-2382F-10	SILVER	183-2111	8DM-2382E-10 8EN-2382E-00-00	SILVER
VENTURE 500	2001	183-2110	8DM-2382F-10 8EN-2382F-10	SILVER	183-2111	8DM-2382E-10 8EN-2382E-00-00	SILVER
VENTURE 500	1997-00	183-2100	8CR-2382F-01 8CR-2382F-02 8CR-2382F-03	BLACK	183-2101	8CR-2382E-01 8CR-2382E-02 8CR-2382E-03	BLACK
VENTURE 500	2000	183-2100	8CR-2382F-01 8CR-2382F-02 8CR-2382F-03	BLACK	183-2101	8CR-2382E-01 8CR-2382E-02 8CR-2382E-03	BLACK
VENTURE 500 XL	1999	183-2100	8CR-2382F-01 8CR-2382F-02 8CR-2382F-0"	BLACK	183-2101	8CR-2382E-01 8CR-2382E-02 8CR-2382E-03	BLACK
V-MAX 500	2001	183-2110	8DM-2382F-10 8EN-2382F-10	SILVER	183-2111	8DM-2382E-10 8EN-2382E-00-00	SILVER
VMAX 500 DELUXE	2001	183-2110	8DM-2382F-10 8EN-2382F-10	SILVER	183-2111	8DM-2382E-10 8EN-2382E-00-00	SILVER
PZ 500 PHAZER	1999-00	183-2100	8CR-2382F-03-00	BLACK	183-2101	8CR-2382E-03-00	BLACK
PZ 500 PHAZER / DLX	2001	183-2110	8DM-2382F-10-00	SILVER	183-2111	8DM-2382E-10-00	SILVER
PZM 500 MTN LITE	2000	183-2100	8CR-2382F-03-00	BLACK	183-2101	8CR-2382E-03-00	BLACK
PZM 500 MTN LITE	2001	183-2100	8CS-2382F-03-00	BLACK	183-2101	8CS-2382E-03-00	BLACK
SX500R	2000	183-2100	8CR-2382F-03-00	BLACK	183-2101	8CR-2382E-03-00	BLACK
SX500R	2001	183-2100	8CR-2382F-20-00	BLACK	183-2101	8CR-2382E-20-00	BLACK
VMAX 500 DLX	2001	183-2110	8DM-2382F-10-00	SILVER	183-2111	8DM-2382E-10-00	SILVER
VMAX 500 DLX	1999-00	183-2100	8CR-2382F-01 8CR-2382F-02 8CR-2382F-03	BLACK	183-2101	8CR-2382E-01 8CR-2382E-02 8CR-2382E-03	BLACK
VMAX 500	2000	183-2100	8CR-2382F-20-00	BLACK	183-2101	8CR-2382E-20-00	BLACK
VMAX 500	1999	183-2100	8CR-2382F-01 8CR-2382F-02 8CR-2382F-03	BLACK	183-2101	8CR-2382E-01 8CR-2382E-02 8CR-2382E-03	BLACK
VMAX 500 ERC	1999	183-2100	8CR-2382F-03-00	BLACK	183-2101	8CR-2382E-03-00	BLACK
VMAX 500 SX	1999	183-2100	8DF-2382E-03-00	BLACK	183-2101	8DF-2382E-03-00	BLACK
VMAX 500 XT	1997-98	183-2100	8CR-2382F-01 8CR-2382F-02 8CR-2382F-03	BLACK	183-2101	8CR-2382E-01 8CR-2382E-02 8CR-2382E-03	BLACK
VMAX 500 XTC	1997-98	183-2100	8CR-2382F-01 8CR-2382F-02 8CR-2382F-03	BLACK	183-2101	8CR-2382E-01 8CR-2382E-02 8CR-2382E-03	BLACK
VMAX 500 XTC DLX	1998	183-2100	8CR-2382F-03-00	BLACK	183-2101	8CR-2382E-03-00	BLACK
VMAX 500 XTR	1998	183-2100	8CR-2382F-01 8CR-2382F-02 8CR-2382F-03	BLACK	183-2101	8CR-2382E-01 8CR-2382E-02 8CR-2382E-03	BLACK
VT500 VENTURE	1997-00	183-2100	8CS-2382F-03-00	BLACK	183-2101	8CS-2382E-03-00	BLACK
VT500 VENTURE XL	1999-00	183-2100	8CR-2382F-03-00	BLACK	183-2101	8CR-2382E-03-00	BLACK
VT500 VENTURE	2001	183-2110	8DM-2382F-10-00	SILVER	183-2111	8DM-2382E-10-00	SILVER
600							
VENTURE 600	1997-00	183-2100	8CR-2382F-01 8CR-2382F-02 8CR-2382F-03	BLACK	183-2101	8CR-2382E-01 8CR-2382E-02 8CR-2382E-03	BLACK
VENTURE 600	2002-06	183-2110	8DM-2382F-10 8EN-2382F-10	SILVER	183-2111	8DM-2382E-10 8EN-2382E-00-00	SILVER
VMAX 600	1999	183-2100	8CR-2382F-01 8CR-2382F-02 8CR-2382F-03	BLACK	183-2101	8CR-2382E-01 8CR-2382E-02 8CR-2382E-03	BLACK
VMAX 600 DELUXE	1999	183-2100	8CR-2382F-01 8CR-2382F-02 8CR-2382F-03	BLACK	183-2101	8CR-2382E-01 8CR-2382E-02 8CR-2382E-03	BLACK
VMAX 600 DELUXE	2001	183-2110	8DM-2382F-10 8EN-2382F-10	SILVER	183-2111	8DM-2382E-10 8EN-2382E-00-00	SILVER
VMAX 600ER	2002-03	183-2110	8DM-2382F-10 8EN-2382F-10	SILVER	183-2111	8DM-2382E-10 8EN-2382E-00-00	SILVER
VMAX 600 XTR	1998	183-2100	8CR-2382F-01 8CR-2382F-02 8CR-2382F-03	BLACK	183-2101	8CR-2382E-01 8CR-2382E-02 8CR-2382E-03	BLACK
MM 600 MTN MAX	1997-02	183-2100	8CS-2382F-02-00	BLACK	183-2101	8CS-2382E-02-00	BLACK
SX600 R	2000	183-2100	8CR-2382F-20-00	BLACK	183-2101	8CR-2382F-20-00	BLACK

TERMS & INDEX

NEW

HELMETS

HELMET ACCESSORIES

APPAREL

ACCESSORIES

TRACKS & SUSPENSION

STEERING

TRANS MISSION

PLOW & WINCH

WIND SHIELDS

BRAKES & CARB.

ENGINE PARTS

ELECTRICAL

TRAILER

CHEMICALS

TECH & TOOLS

P.O.P

SPX TRAILING ARMS

CODE = B

KEYWORD = 16B


See Page 399 for Images



Our SPX A-Arms meet and exceed OEM specifications. They are made from Chromoly steel, which provides a light weight heavy-duty upgrade over the competitions. Buy and be happy!

Model	Year	Right Part No.	OEM #	Colour	Left Part No.	OEM #	Colour
Yamaha™							
600							
SX600	2001-03	183-2100	8CR-2382F-20-00	BLACK	183-2101	8CR-2382F-20-00	BLACK
SX VENOM / ER	2004-06	183-2110	8DM-2382F-10-00	SILVER	183-2111	8DM-2382E-10-00	SILVER
VMAX 600 XT	1997-98	183-2100	8CR-2382F-01	BLACK	183-2101	8CR-2382E-01	BLACK
			8CR-2382F-02			8CR-2382E-02	
			8CR-2382F-03			8CR-2382E-03	
			8CR-2382F-01	BLACK		8CR-2382E-01	BLACK
VMAX 600 XTC	1997-98	183-2100	8CR-2382F-02		183-2101	8CR-2382E-02	
			8CR-2382F-03			8CR-2382E-03	
			8CR-2382F-01	BLACK		8CR-2382E-01	BLACK
VMAX 600 XTR	1998	183-2100	8CR-2382F-03-00	BLACK	183-2101	8CR-2382E-03-00	BLACK
VMAX 600 / DLX	1999	183-2100	8CR-2382F-03-00	BLACK	183-2101	8CR-2382E-03-00	BLACK
VMAX 600 / DLX	2000	183-2100	8CR-2382F-30-00	BLACK	183-2101	8CR-2382E-30-00	BLACK
VMAX 600 / DLX	2001	183-2110	8DM-2382F-10-00	SILVER	183-2111	8DM-2382E-10-00	SILVER
VMAX 600 SX	1998	183-2100	8CV-2382F-02-00	BLACK	183-2101	8CV-2382E-02-00	BLACK
VMAX 600 SX	1999	183-2100	8DF-2382E-03-00	BLACK	183-2101	8DF-2382E-03-00	BLACK
VMAX 600 ER	2002-03	183-2110	8DM-2382F-10-00	SILVER	183-2111	8DM-2382E-10-00	SILVER
VMAX 600 SXS	1998	183-2100	8CV-2382F-02-00	BLACK	183-2101	8CV-2382E-02-00	BLACK
VT600 VENTURE	2001-06	183-2110	8DM-2382F-20-00	SILVER	183-2111	8DM-2382E-20-00	SILVER
VT600 VENTURE	1997-98	183-2100	8CS-2382F-03-00	BLACK	183-2101	8CS-2382E-03-00	BLACK
VT600 VENTURE	1999-00	183-2100	8CR-2382F-03-00	BLACK	183-2101	8CR-2382E-03-00	BLACK
700							
VENTURE 700	1998-00	183-2100	8CR-2382F-01	BLACK	183-2101	8CR-2382E-01	BLACK
			8CR-2382F-02			8CR-2382E-02	
			8CR-2382F-03			8CR-2382E-03	
VENTURE 700	2002	183-2110	8DM-2382F-10	SILVER	183-2111	8DM-2382E-10	SILVER
			8EN-2382F-10			8EN-2382E-00-00	
VENTURE 700	2004	183-2110	8DM-2382F-10	SILVER	183-2111	8DM-2382E-10	SILVER
			8EN-2382F-10			8EN-2382E-00-00	
VENTURE XL	2000	183-2100	8CR-2382F-01	BLACK	183-2101	8CR-2382E-01	BLACK
			8CR-2382F-02			8CR-2382E-02	
			8CR-2382F-03			8CR-2382E-03	
VMAX 700 DELUXE	2001	183-2110	8DM-2382F-10	SILVER	183-2111	8DM-2382E-10	SILVER
			8EN-2382F-10			8EN-2382E-00-00	
VMAX 700ER	2002	183-2110	8DM-2382F-10	SILVER	183-2111	8DM-2382E-10	SILVER
			8EN-2382F-10			8EN-2382E-00-00	
VMAX 700 XTC	1998	183-2100	8CR-2382F-01	BLACK	183-2101	8CR-2382E-01	BLACK
			8CR-2382F-02			8CR-2382E-02	
			8CR-2382F-03			8CR-2382E-03	
VMAX 700 XTC DELUXE	1998	183-2100	8CR-2382F-01	BLACK	183-2101	8CR-2382E-01	BLACK
			8CR-2382F-02			8CR-2382E-02	
			8CR-2382F-03			8CR-2382E-03	
VMAX 700 XTCP	1998	183-2100	8CR-2382F-01	BLACK	183-2101	8CR-2382E-01	BLACK
			8CR-2382F-02			8CR-2382E-02	
			8CR-2382F-03			8CR-2382E-03	
VX700F - SKI	2001	183-2110	8DM-2382F-10	SILVER	183-2111	8DM-2382E-10	SILVER
			8EN-2382F-10			8EN-2382E-00-00	
MM 700 MTN MAX	1997-03	183-2100	8CS-2382F-02-00	BLACK	183-2101	8CS-2382E-02-00	BLACK
SX 700	2000-01	183-2100	8CR-2382F-20-00	BLACK	183-2101	8CR-2382E-20-00	BLACK
SX700 VIPER / VIPER ER	2002-03	183-2110	8DM-2382F-20-00	SILVER	183-2111	8DM-2382E-20-00	SILVER
VMAX 700 SX	1997-98	183-2100	8CV-2382F-01-00	BLACK	183-2101	8CV-2382E-01-00	BLACK
VMAX 700 SXS	1998	183-2100	8CV-2382F-01-00	BLACK	183-2101	8CV-2382E-01-00	BLACK
VMAX 700 XT	1998	183-2100	8CR-2382F-01	BLACK	183-2101	8CR-2382E-01	BLACK
			8CR-2382F-02			8CR-2382E-02	
			8CR-2382F-03			8CR-2382E-03	
VMAX 700 XTC / DLX / XTCP	1998	183-2100	8CR-2382F-03-00	BLACK	183-2101	8CR-2382E-03-00	BLACK
VMAX 700	1999	183-2100	8CR-2382F-01	BLACK	183-2101	8CR-2382E-01	BLACK
			8CR-2382F-02			8CR-2382E-02	
			8CR-2382F-03			8CR-2382E-03	
VMAX 700	2000	183-2100	8CR-2382F-30-00	BLACK	183-2101	8CR-2382E-30-00	BLACK
VMAX 700 DELUXE	1999	183-2100	8CR-2382F-01	BLACK	183-2101	8CR-2382E-01	BLACK
			8CR-2382F-02			8CR-2382E-02	
			8CR-2382F-03			8CR-2382E-03	
VMAX 700 DELUXE	2001	183-2110	8DM-2382F-20-00	SILVER	183-2111	8DM-2382E-20-00	SILVER
VENTURE 700	1998	183-2100	8CS-2382F-03-00	BLACK	183-2101	8CS-2382E-03-00	BLACK
VENTURE 700	1999-00	183-2100	8CR-2382F-03-00	BLACK	183-2101	8CR-2382E-03-00	BLACK
VENTURE 700	2001	183-2110	8DM-2382F-20-00	SILVER	183-2111	8DM-2382E-20-00	SILVER
VENTURE 700	2002-04	183-2110	8DM-2382F-20-00	SILVER	183-2111	8DM-2382E-20-00	SILVER

TRAILING ARM SLIDER BLOCKS



Polaris™						
Application	Part No.	Size	OEM	Code	Keyword	
FITS 1985-96 IFS FRONT END	184-0100	9/16"	5410384	B	16B	
XTRA 10 W/OUTBOARD TRAILING ARMS	184-0101	9/16"	5432332	B	16B	184-0103
XTRA 10 W/OUTBOARD TRAILING ARMS	184-0102	5/8"	5432331	B	16B	
2001-08 EDGE CHASSIS	184-0103	1/2"	5434369 / 3884	B	16B	
2002-10 EDGE CHASSIS	184-0104	9/16"	5434371 / 3885	B	16B	

SWAY BAR BUSHINGS



Polaris™						
Application	Part No.	Size	OEM	Code	Keyword	
ALL INDY MODELS 1985-03 (EXCEPT EDGE CHASSIS)	184-0105	9/16"	5410383 / 5432412 / 5432886	B	16B	
ALL INDY MODELS 1997-03 (EXCEPT EDGE CHASSIS)	184-0106	5/8"	5432038	B	16B	

LEAF SPRING SLIDER CUSHION



OEM# 8F3-23735-00

Part No.	Code	Keyword
173-2001	B	CLR
Model	Year	
Yamaha™		
BR 250	1982-93	
EC 340, ET 250, 340	1981-82	
EC 340, ET 300, 340	1983-84	
ET 250, 300, 340, 340E	1979-80	
ET 250A	1977	
ET 250B, 340B	1978	

SWAY BAR QUICK DISCONNECT LINK KITS

These Kits allow you to utilize the benefits of a sway bar on rough trails, and quickly disconnect it for sidehilling the mountains



Part No.	Code	Keyword
180-5100	B	16B

OEM# 860-2006-67/ 505-0722-04

Model	Year
Ski-Doo™	
BACKCOUNTRY 600 EFI SPORT	2019-22
BACKCOUNTRY 600R ETEC	2019-22
BACKCOUNTRY 850 ETEC	2019-22
EXPEDITION LE/SE/SPORT (ALL)	2008-22
FREERIDE 137/146/154 (ALL)	2011-12
GRAND TOURING LE/SE/SPORT (ALL)	2010-22
GSX(ALL)	2008-14
GTX (ALL)	2008-09
MX Z /X/RENEGADE/ADRENALINE (ALL)	2008-09
MX Z X/ADRENALINE/TNT/SPORT (ALL)	2010-20
RENEGADE (ALL)	2010-22
SUMMIT /X/EVEREST/SPORT (ALL)	2008-12



Part No.	Code	Keyword
180-5101	B	16B

OEM# 2603-893 / 3603-295 / 8JP-F386F-00-00

Model	Year
Arctic Cat™	
BEARCAT 7000 XT	2017-19
F 800 LXR/SNO PRO/LTD/RR	2012-13
F 1100 LXR/SNO PRO/LTD	2012-13
F 1100 TURBO LXR/SNO PRO/LTD	2012-13
M 8000 HCR	2016-17
PANTERA 3000	2016-19
PANTERA 6000 ES	2018-19
PANTERA 7000 XT/LTD	2015-19
SNO PRO 600 /CROSS COUNTRY	2012-13
XF 1100 LXR/SNO PRO/LTD	2012-13
XF 1100 TURBO LXR/SNO PRO/LTD	2012-13
XF 6000 (ALL)	2015-19

Model	Year
Arctic Cat™	
XF 7000 (ALL)	2014-18
XF 800 (ALL)	2012-13
XF 8000 (ALL)	2014-19
XF 9000 (ALL)	2014-19
RIOT 6000 (ALL)	2020-21
RIOT 8000 (ALL)	2020-21
ZR 4000 LXR/SNO PRO	2015-17
ZR 5000 LXR	2014-17
ZR 6000 (ALL)	2014-21
ZR 7000 (ALL)	2014-19
ZR 8000 (ALL)	2014-21
ZR 9000 (ALL)	2014-21
Yamaha™	
SIDEWINDER (ALL EXCEPT M TX)	2017-21
SRVIPER (ALL EXCEPT M TX)	2014-21
SX VIPER XTX SE	2017

TERMS & INDEX
NEW
HELMETS
HELMET ACCESSORIES
APPAREL
ACCESSORIES
TRACKS & SUSPENSION
STEERING
TRANS MISSION
PLOW & WINCH
WIND SHIELDS
BRAKES & CARB.
ENGINE PARTS
ELECTRICAL
TRAILER
CHEMICALS
TECH & TOOLS
P.O.P

SWAY BAR QUICK DISCONNECT LINK KITS

These Kits allow you to utilize the benefits of a sway bar on rough trails, and quickly disconnect it for sidehilling the mountains



Part No.	Code	Keyword
182-5100	B	16B

OEM# 860-2008-11

Model	Year
Ski-Doo™	
REV-XM, REV-XP SUMMIT (OT INCLUDED W/SLED)	2013-15
FREERIDE 800 ETEC (COMES STD W/SLED)	2013-17
FREERIDE 850 E-TEC	2018-21
SUMMIT 600 CARB	2016-20
SUMMIT 600HO E-TEC	2013-18
SUMMIT SPORT 600HO E-TEC	2013-15
SUMMIT 800R E-TEC	2013-17
SUMMIT 800R P-TEK	2016
SUMMIT SPORT 800R P-TEK	2013-15
SUMMIT 850 E-TEC	2017-21
SUMMIT 850 E-TEC TURBO	2020-21



Part No.	Code	Keyword
184-5100	B	16B

OEM# 2603-893 / 3603-295 / 8JP-F386F-00-00

Model	Year
Polaris™	
550 ADVENTURE	2019-22
550 INDY /LXT/SP/ES	2014-22
550 INDY ADVENTURE	2014-20
550 LXT	2020
550 VOYAGEUR	2015-22
600 AXYS INDY ADVENTURE	2021
600 AXYS INDY XC	2021
600 AXYS PRO RMK	2016-21
600 AXYS SWITCHBACK ASSAULT	2021
600 DRAGON	2009
600 DRAGON SWITCHBACK	2010
600 INDY ADVENTURE	2020
600 INDY SP/ES/XC	2013-22

Model	Year
Polaris™	
600 INDY XCR	2020-21
600 PRO RIDE RUSH	2010
600 PRO RMK	2012-15
600 RMK	2012-20
600 RUSH	2011-13
600 RUSH PRO R	2011-14
600 RUSH PRO S/X	2015-20
600 RUSH XCR	2017-19
600 SWITCHBACK	2012-17
600 SWITCHBACK ADVENTURE	2012-19
600 SWITCHBACK ASSAULT	2014-20
600 SWITCHBACK PRO R	2012-14
600 SWITCHBACK PRO S/X	2015-21
600 SWITCHBACK XCR	2019-21
600 VOYAGEUR	2014-21
650 INDY ADVENTURE	2022
650 MATRYX INDY VR1	2021-22
650 MATRYX INDY XC	2021-22
650 MATRYX SWITCHBACK ASSAULT	2021
650 VOYAGEUR	2021
800 AXYS PRO RMK	2016-20
800 AXYS SKS	2016-20
800 DRAGON	2009-10
800 DRAGON RMK	2009-10
800 DRAGON SWITCHBACK	2010
800 INDY	2014-16
800 INDY XC	2019
800 PRO RMK	2011-15
800 RMK	2009-16
800 RMK KHAOS	2020

Model	Year
Polaris™	
800 RUSH	2012-13
800 RUSH PRO R	2012-14
800 RUSH PRO S/X	2015-19
800 RUSH XCR	2017-19
800 SKS	2020
800 SWITCHBACK	2012-14
800 SWITCHBACK ADVENTURE	2014-19
800 SWITCHBACK ASSAULT	2011-20
800 SWITCHBACK PRO R	2012-14
800 SWITCHBACK PRO S/X	2015-20
800 TITAN SP/ADVENTURE/XC	2018-22
850 AXYS INDY XC	2021
850 AXYS PRO RMK	2019-21
850 AXYS SKS	2019-20
850 AXYS SWITCHBACK ASSAULT	2021
850 INDY ADVENTURE	2020
850 INDY XC	2019-20
850 INDY XCR	2020-21
850 MATRYX INDY VR1	2021-22
850 MATRYX INDY XC	2021-22
850 MATRYX SWITCHBACK ASSAULT	2021-22
850 RMK KHAOS	2020-22
850 RUSH PRO S	2019-20
850 RUSH XCR	2019
850 SKS	2019-21
850 SWITCHBACK ASSAULT	2019-20
850 SWITCHBACK PRO S	2019-21
850 SWITCHBACK XCR	2019-21

SPX A-ARMS

CODE = B

KEYWORD = 16B



Our SPX A-Arms meet and exceed OEM specifications. They are made from Chromoly steel, which provides a light weight heavy-duty upgrade over the competitions. Buy and be happy!

See Pages 414-420 for Applications



LOWER

Part No 181-2210 Right
Part No. 181-2211 Left



LOWER

Part No. 181-2212 Right
Part No. 181-2213 Left



LOWER

Part No. 181-2214 Right
Part No. 181-2215 Left



LIKE ARCTIC CAT AND YAMAHA THE BALL JOINTS ON THESE ARE INCLUDED AND ARE PERMANENTLY FIXED TO THE A-ARMS.




LOWER

Part No. 181-2216 Right
Part No. 181-2217 Left



LOWER

Part No. 181-2218 Right
Part No. 181-2219 Left



LOWER

Part No. 181-2220 Right/Left



LOWER

Part No. 181-2222 Right
Part No. 181-2223 Left



LOWER

Part No. 181-2230 Right
Part No. 181-2231 Left



UPPER

Part No. 181-2300 Right
Part No. 181-2301 Left



LIKE ARCTIC CAT™ AND YAMAHA™ THE BALL JOINTS ON THESE ARE INCLUDED AND ARE PERMANENTLY FIXED TO THE A-ARMS.



NEITHER OEM OFFER THEM INDIVIDUALLY



LOWER - RIGHT/ LEFT

Part No 181-2302



LOWER - RIGHT/ LEFT

Part No 181-2303

TERMS & INDEX
NEW
HELMETS
HELMET ACCESSORIES
APPAREL
ACCESSORIES
TRACKS & SUSPENSION
STEERING
TRANS MISSION
PLOW & WINCH
WIND SHIELDS
BRAKES & CARB.
ENGINE PARTS
ELECTRICAL
TRAILER
CHEMICALS
TECH & TOOLS
P.O.P

SPX A-ARMS

CODE = B

KEYWORD = 16B



Our SPX A-Arms meet and exceed OEM specifications. They are made from Chromoly steel, which provides a light weight heavy-duty upgrade over the competitions. Buy and be happy!

See Pages 414-420 for Applications



LOWER

Part No. 182-2240 Right
Part No. 182-2241 Left



LOWER

Part No. 182-2252 Right
Part No. 182-2253 Left



LOWER

Part No. 182-2260 Right
Part No. 182-2261 Left



LOWER

Part No 182-2262 Right
Part No. 182-2263 Left



LOWER

Part No. 182-2264 Right
Part No. 182-2265 Left



LOWER

Part No 182-2266 Right
Part No. 182-2267 Left



LOWER

Part No 182-2268 Right
Part No. 182-2269 Left



LOWER

Part No. 182-2274 Right
Part No. 182-2273 Left



LOWER

Part No. 182-2276 Right
Part No. 182-2277 Left



LOWER A-ARM LEFT

Part No.	Code	Keyword
182-2279	B	16

OEM# 505-0740-84
Top Hole: 30mm, Head Thick: 15mm,
Bracket Hole: 8.2mm /W: 31.6mm,Tube: 25.5mm.
Bottom Hole: 20mm / W 34mm.
Inside Width: 256mm /Outside Width: 324mm,
Height: 498 / 516mm.

LOWER A-ARM RIGHT

Part No.	Code	Keyword
182-2278	B	16

OEM# 505-0740-85
Top Hole: 30mm, Head Thick: 15mm,
Bracket Hole: 8.2mm /W: 31.6mm,Tube: 25.5mm.
Bottom Hole: 20mm / W 34mm.
Inside Width: 256mm /Outside Width: 324mm,
Height: 498 / 516mm.

SPX A-ARMS

CODE = B

KEYWORD = 16B



Our SPX A-Arms meet and exceed OEM specifications. They are made from Chromoly steel, which provides a light weight heavy-duty upgrade over the competitions. Buy and be happy!

See Pages 414-420 for Applications



LOWER A-ARM LEFT

Part No.	Code	Keyword
182-2281	B	16

OEM# 505-0737-14
 Top Hole: 30mm, Head Thick: 15mm,
 Bracket Hole: 8.3mm / W:31.8mm(+/-0.5mm),
 Tube: 25.4mm.
 Bottom Hole: 20.1mm / W 34.1mm.
 Inside Width: 256MM / Outside Width: 325mm,
 H: 540 / 560mm.
 Side w/ 1pc Bracket



LOWER A-ARM RIGHT

Part No.	Code	Keyword
182-2280	B	16

OEM# 505-0737-20
 Top Hole: 30mm, Head Thick: 15mm,
 Bracket Hole: 8.3mm / W:31.8mm(+/-0.5mm),
 Tube: 25.4mm.
 Bottom Hole: 20.1mm / W 34.1mm.
 Inside Width: 256MM / Outside Width: 325mm,
 H: 540 / 560mm.
 Side w/ 1pc Bracket



LOWER A-ARM LEFT

Part No.	Code	Keyword
182-2283	B	16

OEM# 505-0741-93
 Top Hole: 30mm, Head Thick: 15mm,
 Bracket Hole: 8.2mm / W:31.8mm (+/-0.5mm),
 Tube: 25.4mm.
 Bottom Hole: 20.1mm / W: 34.1mm.
 Inside W: 255mm /
 Outside W: 324mm, Height: 540 / 560mm.



LOWER A-ARM RIGHT

Part No.	Code	Keyword
182-2282	B	16

OEM# 505-0741-94
 Top Hole: 30mm, Head Thick: 15mm,
 Bracket Hole: 8.2mm / W:31.8mm (+/-0.5mm),
 Tube: 25.4mm.
 Bottom Hole: 20.1mm / W: 34.1mm.
 Inside W: 255mm /
 Outside W: 324mm, Height: 540 / 560mm.



LOWER A-ARM LEFT

Part No.	Code	Keyword
182-2285	B	16

OEM# 505-0734-38
 *Uses 182-2245 Ball Joint



LOWER A-ARM RIGHT

Part No.	Code	Keyword
182-2284	B	16

OEM# 505-0734-41
 *Uses 182-2245 Ball Joint



TERMS & INDEX
NEW
HELMETS
HELMET ACCESSORIES
APPAREL
ACCESSORIES
TRACKS & SUSPENSION
STEERING
TRANS MISSION
PLOW & WINCH
WIND SHIELDS
BRAKES & CARB.
ENGINE PARTS
ELECTRICAL
TRAILER
CHEMICALS
TECH & TOOLS
P.O.P

SPX A-ARMS

CODE = B **KEYWORD = 16B**



See Pages 414-420 for Applications

Our SPX A-Arms meet and exceed OEM specifications. They are made from Chromoly steel, which provides a light weight heavy-duty upgrade over the competitions. Buy and be happy!



UPPER

Part No. 182-2300 Right
Part No. 182-2301 Left



LOWER

Part No. 183-2220 Right
Part No. 183-2221 Left



LOWER

Part No 183-2222 Right
Part No. 183-2223 Left



LOWER

Part No. 184-2210 Right
Part No. 184-2211 Left



LOWER

Part No 184-2214 Right
Part No. 184-2215 Left



LOWER

Part No 184-2216 Right
Part No. 184-2217 Left



LOWER

Part No. 184-2218 Right
Part No. 184-2219 Left



LOWER

Part No. 184-2220 Right
Part No. 184-2221 Left



LOWER

Part No. 184-2222 Right
Part No. 184-2223 Left



LOWER

Part No 184-2226 Right
Part No. 184-2227 Left

SPX A-ARMS

CODE = B KEYWORD = 16B



See Pages 414-420 for Applications

Our SPX A-Arms meet and exceed OEM specifications. They are made from Chromoly steel, which provides a light weight heavy-duty upgrade over the competitions. Buy and be happy!



LOWER A-ARM LEFT

Part No.	Code	Keyword
184-2229	B	16

OEM# 1824652
**OEM Is Forged Aluminum. We Will Offer In Chromoly Steel.
**OEM A-Arm Included Ball Joint, We Offer Separately.



LOWER A-ARM RIGHT

Part No.	Code	Keyword
184-2228	B	16

OEM# 1824653
**OEM Is Forged Aluminum. We Will Offer In Chromoly Steel.
**OEM A-Arm Included Ball Joint, We Offer Separately.



UPPER

Part No. 184-2400 Right
Part No. 184-2401 Left





See Pages 409-413 for Images

TERMS & INDEX

NEW

HELMETS

HELMET ACCESSORIES

APPAREL

ACCESSORIES

TRACKS & SUSPENSION

STEERING

TRANS MISSION

PLOW & WINCH

WIND SHIELDS

BRAKES & CARB.

ENGINE PARTS

ELECTRICAL

TRAILER

CHEMICALS

TECH & TOOLS

P.O.P

Model	Year	Upper A-Arm		Lower A-Arm		Bushing Kit	
		LH	RH	LH	RH	Upper A-Arm	Lower A-Arm
Arctic Cat™							
4-STROKE TOURING & INT'L	2003			181-2211	181-2210		
BEARCAT 2000	2020			181-2303	181-2303		
BEARCAT 2000	2015-18			181-2302	181-2302		
BEARCAT 2000 XT	2015-17			181-2303	181-2303		
BEARCAT 3000 LT	2016-17			181-2217	181-2216	181-3001	181-3001
BEARCAT 5000 XT GS/LTD	2015			181-2303	181-2303		
BEARCAT 570	2013-14			181-2302	181-2302		
BEARCAT 570 LONG TRACK & INT'L	2007-08			181-2211	181-2210		
BEARCAT 570 XT	2009-14			181-2303	181-2303		
BEARCAT WIDE TRACK & INT'L /TURBO	2006			181-2211	181-2210		
BEARCAT WIDE TRACK TURBO & INT'L	2006-07			181-2211	181-2210		
BEARCAT WIDE TRACK TURBO ARTICULATING	2006-07			181-2211	181-2210		
BEARCAT Z1 XT GS/LTD	2010-14			181-2303	181-2303		
CFR 800	2010-11			181-2213	181-2212		
CFR 1000	2010-11			181-2213	181-2212		
CROSSFIRE 500 ALL	2007-09			181-2213	181-2212		
CROSSFIRE 600 ALL	2007-10			181-2213	181-2212		
CROSSFIRE 800 ALL	2007-10			181-2213	181-2212		
CROSSFIRE 1000 ALL	2007-09			181-2213	181-2212		
F5	2013-14			181-2302	181-2302		
F5 EFI	2008			181-2302	181-2302		
F5 LXR	2011-12			181-2302	181-2302		
F570	2008-14			181-2302	181-2302		
F6 EFI	2008			181-2302	181-2302		
F6 EFI LXR	2008			181-2302	181-2302		
F8 EFI	2008-11			181-2302	181-2302		
F800 SNO PRO	2012-13	181-2301	181-2300	181-2215	181-2214	181-3002	181-3001
F1000 EFI	2008			181-2302	181-2302		
F1100 ALL	2012-13	181-2301	181-2300	181-2215	181-2214	181-3002	181-3001
FIRECAT 500, SNO PRO	2003-06			181-2231	181-2230		
FIRECAT 600 (ALL OPTIONS)	2003-06			181-2231	181-2230		
FIRECAT 700 (ALL OPTIONS)	2003-06			181-2231	181-2230		
JAGUAR Z1 1100 EFI	2008			181-2302	181-2302		
LYNX 2000 /LT	2015-20			181-2302	181-2302		
M 800	2013			181-2217	181-2216	181-3001	181-3001
M 800 / SNO PRO	2012			181-2223	181-2222	181-3001	181-3001
M 800 HCR	2012-13	181-2301	181-2300	181-2215	181-2214	181-3002	181-3001
M 800 SNO PRO /LTD/ES	2013			181-2217	181-2216	181-3001	181-3001
M1000 EFI (ALL)	2007-10			181-2220	181-2220		
M 1100	2013			181-2217	181-2216	181-3001	181-3001
M 1100 / SNO PRO/LTD	2012			181-2223	181-2222	181-3001	181-3001
M 1100 TUBRO /SNO PRO/LTD/HCR	2013			181-2217	181-2216	181-3001	181-3001
M 1100 TURBO / SNO PRO / LTD	2012			181-2223	181-2222	181-3001	181-3001
M 1100 TURBO SNO PRO HCR	2012			181-2223	181-2222	181-3001	181-3001
M 6000 /ES/SNO PRO	2015			181-2217	181-2216	181-3001	181-3001
M 6000 /LTD/ES	2016			181-2219	181-2218	181-3001	181-3001
M 6000 SE ES	2017			181-2219	181-2218	181-3001	181-3001
M 6000 SNO PRO	2014			181-2217	181-2216	181-3001	181-3001
M 6000 SNO PRO /ES	2016-17			181-2219	181-2218	181-3001	181-3001
M 7000 LTD	2016			181-2219	181-2218	181-3001	181-3001
M 7000 SNO PRO	2015			181-2217	181-2216	181-3001	181-3001
M 7000 SNO PRO	2016			181-2219	181-2218	181-3001	181-3001
M 8000	2014-15			181-2217	181-2216	181-3001	181-3001
M 8000 LTD/SE/ES	2016-18			181-2219	181-2218	181-3001	181-3001
M 8000 MCCLURE LTD	2015			181-2217	181-2216	181-3001	181-3001
M 8000 MOUNTAIN CAT /ES.	2018			181-2219	181-2218	181-3001	181-3001
M 8000 SE ES	2017			181-2219	181-2218	181-3001	181-3001
M 8000 SNO PRO /ES	2016-18			181-2219	181-2218	181-3001	181-3001
M 8000 SNO PRO /LTD/ES	2014-15			181-2217	181-2216	181-3001	181-3001
M 9000 /HCR	2014-15			181-2217	181-2216	181-3001	181-3001
M 9000 KING CAT	2017-19			181-2219	181-2218	181-3001	181-3001
M 9000 SNO PRO	2014-15			181-2217	181-2216	181-3001	181-3001
M 9000 SNO PRO	2016			181-2219	181-2218	181-3001	181-3001
M5 (ALL)	2005-06			181-2220	181-2220		
M6 EFI (ALL)	2005-10			181-2220	181-2220		
M7 EFI (ALL)	2005-06			181-2220	181-2220		
M8 EFI (ALL)	2007-10			181-2220	181-2220		
M8 HCR	2009-11			181-2213	181-2212		
NORSEMAN 3000	2018-19	181-2301	181-2300	181-2217	181-2216	181-3002	181-3001
NORSEMAN 6000 (ALL)	2018-19	181-2301	181-2300	181-2217	181-2216	181-3002	181-3001
NORSEMAN 8000	2019-21	181-2301	181-2300	181-2217	181-2216	181-3002	181-3001
PANTERA 3000	2012-13	181-2301	181-2300	181-2215	181-2214	181-3002	181-3001
PANTERA 550 & INT'L	2002-03			181-2211	181-2210		
PANTERA 6000	2018-19	181-2301	181-2300	181-2215	181-2214	181-3002	181-3001
PANTERA 7000 /LTD	2013-19	181-2301	181-2300	181-2215	181-2214	181-3002	181-3001



See Pages 409-413 for Images

Model	Year	Upper A-Arm		Lower A-Arm		Bushing Kit	
		LH	RH	LH	RH	Upper A-Arm	Lower A-Arm
Arctic Cat™							
PANTHER 370	2007-08			181-2211	181-2210		
PANTHER 370 R	2003			181-2211	181-2210		
PANTHER 440 & INT'L	2002			181-2211	181-2210		
PANTHER 570 (ALL OPTIONS)	2002-07			181-2211	181-2210		
SABRECAT 500 /LX	2004-06			181-2231	181-2230		
SABRECAT 600 EFI, EXT, LX	2005-06			181-2231	181-2230		
SABRECAT 700 EFI, LX	2005-06			181-2231	181-2230		
SNO PRO	2010-11			181-2302	181-2302		
SNO PRO 600	2015	181-2301	181-2300	181-2215	181-2214	181-3002	181-3001
T500 TOURING	2009			181-2302	181-2302		
T570	2012-14			181-2302	181-2302		
T570 TOURING	2009-11			181-2302	181-2302		
TZ1 /LXR	2019-13			181-2302	181-2302		
TZ1 TOURING LXR	2009-10			181-2302	181-2302		
TZ1 TURBO /LXR	2009-13			181-2302	181-2302		
XF 1100 CROSS TOUR	2012	181-2301	181-2300	181-2215	181-2214	181-3002	181-3001
XF 1100 LXR/SNO PRO	2013	181-2301	181-2300	181-2215	181-2214	181-3002	181-3001
XF 1100 TURBO ALL	2012-13	181-2301	181-2300	181-2215	181-2214	181-3002	181-3001
XF 6000 ALL	2012-13	181-2301	181-2300	181-2215	181-2214	181-3002	181-3001
XF 7000 ALL	2014-18	181-2301	181-2300	181-2215	181-2214	181-3002	181-3001
XF 800 ALL	2014	181-2301	181-2300	181-2215	181-2214	181-3002	181-3001
XF 8000 CROSSTREK/CROSS COUNTRY	2013-19	181-2301	181-2300	181-2215	181-2214	181-3002	181-3001
XF 9000 CROSSTREK/CROSSTOUR/CROSS COUNTRY	2012-19	181-2301	181-2300	181-2215	181-2214	181-3002	181-3001
Z 370	2003-07			181-2211	181-2210		
Z 370 ESR	2003			181-2211	181-2210		
Z 370 LX	2004-06			181-2211	181-2210		
Z 440 ESR	2003			181-2211	181-2210		
Z 440 LX	2004-06			181-2211	181-2210		
Z 570 (ALL OPTIONS)	2002-07			181-2211	181-2210		
Z1 1100 EFI	2009-10			181-2302	181-2302		
Z1 LXR	2011			181-2302	181-2302		
Z1 SNO PRO	2011			181-2302	181-2302		
Z1 TURBO SNO PRO ORANGE	2010-11			181-2302	181-2302		
ZR 3000 ALL	2012-13	181-2301	181-2300	181-2215	181-2214	181-3002	181-3001
ZR 4000 ALL	2015	181-2301	181-2300	181-2215	181-2214	181-3002	181-3001
ZR 4000 SNO PRO	2017	181-2301	181-2300	181-2215	181-2214	181-3002	181-3001
ZR 5000 LXR	2014-15	181-2301	181-2300	181-2215	181-2214	181-3002	181-3001
ZR 6000 EL TIGRE/LXR/SNO PRO/LTD/ES/CROSSTREK	2014-20	181-2301	181-2300	181-2215	181-2214	181-3002	181-3001
ZR 6000 ALL	2014-16	181-2301	181-2300	181-2215	181-2214	181-3002	181-3001
ZR 7000 ALL	2016-19	181-2301	181-2300	181-2215	181-2214	181-3002	181-3001
ZR 8000 ALL	2014-19	181-2301	181-2300	181-2215	181-2214	181-3002	181-3001
ZR 9000 ALL	2014-15	181-2301	181-2300	181-2215	181-2214	181-3002	181-3001
ZR 9000 ALL	2019	181-2301	181-2300	181-2215	181-2214	181-3002	181-3001
ZR 9000 LTD	2016	181-2301	181-2300	181-2215	181-2214	181-3002	181-3001
ZR 9000 LXR/SNO PRO	2017	181-2301	181-2300	181-2215	181-2214	181-3002	181-3001
ZR 9000 THUNDERCAT	2018-19	181-2301	181-2300	181-2215	181-2214	181-3002	181-3001
Polaris™							
550 ADVENTURE/INDY ADVENTURE 155/INTL	2016-20			184-2215	184-2214		184-2301
550 INDY 144/ADVENTURE 144	2014-17			184-2217	184-2216		184-2300
550 INDY LXT/ES/SP	2014-20			184-2217	184-2216		184-2300
550 IQ LXT	2012			184-2211	184-2210		184-3100
550 IQ SHIFT	2010-13			184-2211	184-2210		184-3100
550 SHIFT 136	2011-13			184-2211	184-2210		184-3100
550 TOURING	2011			184-2211	184-2210		184-3100
550 VOYAGER/INDY VOYAGER	2014-17			184-2215	184-2214		184-2301
600 AXYS PRO RMK	2016-18			184-2227	184-2226		
600 AXYS PRO RMK 155/ES	2019-21			184-2229	184-2228	184-2304	184-2303
600 CLEANFIRE SWITCHBACK	2007			184-2211	184-2210		184-3100
600 DRAGON SWITCHBACK	2008-09			184-2211	184-2210		184-3100
600 HO IQ ALL OPTIONS	2007			184-2211	184-2210		184-3100
600 HO LX CLEAN FIRE	2007			184-2211	184-2210		184-3100
600 HO SWITCHBACK	2007			184-2211	184-2210		184-3100
600 INDY/SP/ES/INTL	2013-17			184-2217	184-2216		184-2300
600 INDY SP/XC	2019-20	184-2401	184-2400	184-2221	184-2220	184-3102	184-3103
600 IQ / IQ ES	2008-09			184-2211	184-2210		184-3100
600 IQ DRAGON	2008			184-2211	184-2210		184-3100
600 IQ LX	2008			184-2211	184-2210		184-3100
600 IQ LXT	2011-15			184-2211	184-2210		184-3100
600 IQ SHIFT	2008-13			184-2211	184-2210		184-3100
600 IQ TOURING	2008-10			184-2211	184-2210		184-3100
600 PRO RMK 155	2012			184-2215	184-2214		184-2301
600 PRO RMK/LE 144/155	2013-15			184-2219	184-2218		184-3101
600 RMK 144/155	2007-10						184-3100
600 RMK 144/155 ALL	2012-16			184-2215	184-2214		184-2301

TERMS & INDEX
NEW
HELMETS
HELMET ACCESSORIES
APPAREL
ACCESSORIES
TRACKS & SUSPENSION
STEERING
TRANS MISSION
PLOW & WINCH
WIND SHIELDS
BRAKES & CARB.
ENGINE PARTS
ELECTRICAL
TRAILER
CHEMICALS
TECH & TOOLS
P.O.P



See Pages 409-413 for Images

TERMS & INDEX

NEW

HELMETS

HELMET ACCESSORIES

APPAREL

ACCESSORIES

TRACKS & SUSPENSION

STEERING

TRANS MISSION

PLOW & WINCH

WIND SHIELDS

BRAKES & CARB.

ENGINE PARTS

ELECTRICAL

TRAILER

CHEMICALS

TECH & TOOLS

P.O.P

Model	Year	Upper A-Arm		Lower A-Arm		Bushing Kit	
		LH	RH	LH	RH	Upper A-Arm	Lower A-Arm
Polaris™							
600 RUSH PRO R/ES/INTL	2012-14			184-2217	184-2216		184-2300
600 RUSH PRO S ALL	2015-20	184-2401	184-2400	184-2221	184-2220	184-3102	184-3103
600 RUSH PRO-R/ES/RETRO ALL OPTIONS	2011			184-2223	184-2222		184-3101
600 RUSH PRO-X INTL	2015-16	184-2401	184-2400	184-2221	184-2220	184-3102	184-3103
600 RUSH XCR/INTL ES	2015-19	184-2401	184-2400			184-3102	
600 RUSH/ES	2012-13			184-2217	184-2216		184-2300
600 SHIFT 136	2011			184-2211	184-2210		184-3100
600 SWITCHBACK	2008-11			184-2211	184-2210		184-3100
600 SWITCHBACK /ES	2012-14			184-2217	184-2216		184-2300
600 SWITCHBACK ADVENTURE	2012-14			184-2217	184-2216		184-2300
600 SWITCHBACK ADVENTURE ALL	2015-19	184-2401	184-2400	184-2221	184-2220	184-3102	184-3103
600 SWITCHBACK ASSAULT	2014-16			184-2217	184-2216		184-2300
600 SWITCHBACK ASSAULT	2017-21	184-2401	184-2400	184-2217	184-2216	184-3102	184-2300
600 SWITCHBACK PRO R/ES/INTL	2012-14			184-2217	184-2216		184-2300
600 SWITCHBACK PRO S ALL	2015-21	184-2401	184-2400	184-2221	184-2220	184-3102	184-3103
600 SWITCHBACK PRO-X INTL ALL	2015-17	184-2401	184-2400	184-2221	184-2220	184-3102	184-3103
600 SWITCHBACK SP	2017-19	184-2401	184-2400	184-2221	184-2220	184-3102	184-3103
600 SWITCHBACK XCR	2018-21	184-2401	184-2400	184-2221	184-2220	184-3102	184-3103
600 VOYAGER	2014-16			184-2215	184-2214		184-2301
600 WIDETRAK IQ	2010			184-2211	184-2210		184-3100
600 WIDETRAK IQ	2009-17			184-2211	184-2210		184-3100
650 MATRYX INDY SWITCHBACK ASSAULT	2021-22	184-2401	184-2400	184-2221	184-2220	184-3102	184-3103
650 MATRYX INDY VR1	2021-22	184-2401	184-2400	184-2221	184-2220	184-3102	184-3103
650 MATRYX INDY XC	2021-22	184-2401	184-2400	184-2221	184-2220	184-3102	184-3103
700 CFI DRAGON	2007			184-2211	184-2210		184-3100
700 DRAGON SWITCHBACK	2008			184-2211	184-2210		184-3100
700 IQ/IQ DRAGON	2008			184-2211	184-2210		184-3100
700 RMK 155/163	2006-10						184-3100
700 SWITCHBACK	2008			184-2211	184-2210		184-3100
800 AXYS PRO RMK 174	2019-20			184-2229	184-2228	184-2304	184-2303
800 AXYS PRO RMK/LE	2016-18			184-2227	184-2226		
800 AXYS PRO-RMK 155	2019-20			184-2229	184-2228	184-2304	184-2303
800 AXYS PRO-RMK 163	2019-20			184-2229	184-2228	184-2304	184-2303
800 AXYS SKS 155	2016-19			184-2227	184-2226		
800 DRAGON (ALL)	2007-08						184-3100
800 INDY SP/ES/INTL	2014-16			184-2217	184-2216		184-2300
800 INDY XC	2019-20	184-2401	184-2400	184-2221	184-2220	184-3102	184-3103
800 IQ	2008-10			184-2211	184-2210		184-3100
800 PRO RMK 155/163 ALL	2013-15			184-2223	184-2222		184-3101
800 PRO RMK 155/163 ALL	2011-12			184-2215	184-2214		184-2301
800 RMK 144/155/ES/INTL ALL	2009-10						184-3100
800 RMK 155/163	2011-16			184-2215	184-2214		184-2301
800 RMK 155/163 LE	2015			184-2223	184-2222		184-3101
800 RMK ASSAULT 155 ALL	2011-15			184-2223	184-2222		184-3101
800 RMK ASSAULT 155 ALL	2016-19	184-2401	184-2400	184-2221	184-2220	184-3102	184-3103
800 RMK KHAOS 155	2020			184-2229	184-2228	184-2304	184-2303
800 RUSH PRO S ALL	2015-20	184-2401	184-2400	184-2221	184-2220	184-3102	184-3103
800 RUSH PRO X ALL	2015-18	184-2401	184-2400	184-2221	184-2220	184-3102	184-3103
800 RUSH PRO-R ALL OPTIONS	2012-14			184-2217	184-2216		184-2300
800 RUSH PRO-R/ES/RETRO ALL OPTIONS	2011			184-2223	184-2222		184-3101
800 RUSH/ES	2012-13			184-2217	184-2216		184-2300
800 SWITCHBACK	2010			184-2211	184-2210		184-3100
800 SWITCHBACK ADVENTURE	2014			184-2217	184-2216		184-2300
800 SWITCHBACK ADVENTURE/INTL	2016-19	184-2401	184-2400	184-2221	184-2220	184-3102	184-3103
800 SWITCHBACK ASSAULT 144 ALL	2017-20	184-2401	184-2400	184-2221	184-2220	184-3102	184-3103
800 SWITCHBACK ASSAULT ALL OPTIONS	2013-16			184-2217	184-2216		184-2300
800 SWITCHBACK ASSAULT/INTL	2011			184-2223	184-2222		184-3101
*800 SWITCHBACK PRO R/ES/INT/LE ALL OPTIONS"	2012-14			184-2217	184-2216		184-2300
800 SWITCHBACK PRO S ALL	2015-20	184-2401	184-2400	184-2221	184-2220	184-3102	184-3103
800 SWITCHBACK PRO-X ALL OPTIONS	2015-18	184-2401	184-2400	184-2221	184-2220	184-3102	184-3103
800 SWITCHBACK XCR	2019-20	184-2401	184-2400	184-2221	184-2220	184-3102	184-3103
800 SWITCHBACK/ES	2012-14			184-2217	184-2216		184-2300
850 AXYS PRO-RMK 155	2020-21			184-2229	184-2228	184-2304	184-2303
850 AXYS PRO-RMK 163	2019-21			184-2229	184-2228	184-2304	184-2303
850 AXYS PRO-RMK 174	2019-21			184-2229	184-2228	184-2304	184-2303
850 AXYS SKS	2019			184-2227	184-2226		
850 AXYS SWITCHBACK	2021	184-2401	184-2400	184-2221	184-2220	184-3102	184-3103
850 INDY ADVENTURE	2021-22	184-2401	184-2400	184-2221	184-2220	184-3102	184-3103
850 INDY XC	2019-21	184-2401	184-2400	184-2221	184-2220	184-3102	184-3103
850 INDY XCR	2021	184-2401	184-2400	184-2221	184-2220	184-3102	184-3103
850 MATRYX INDY SWITCHBACK ASSAULT	2021-22	184-2401	184-2400	184-2221	184-2220	184-3102	184-3103
850 MATRYX INDY VR1	2021-22	184-2401	184-2400	184-2221	184-2220	184-3102	184-3103
850 MATRYX INDY XC	2021-22	184-2401	184-2400	184-2221	184-2220	184-3102	184-3103
850 PRO-RMK 155	2019-22			184-2229	184-2228	184-2304	184-2303
850 RMK KHAOS 155	2021-22			184-2229	184-2228	184-2304	184-2303
850 RMK KHAOS 163/165	2021-22			184-2229	184-2228	184-2304	184-2303



See Pages 409-413 for Images

Model	Year	Upper A-Arm		Lower A-Arm		Bushing Kit		
		LH	RH	LH	RH	Upper A-Arm	Lower A-Arm	
Polaris™								
850 RUSH PRO S	2019-20	184-2401	184-2400	184-2221	184-2220	184-3102	184-3103	NEW
850 RUSH XCR	2019	184-2401	184-2400	184-2221	184-2220	184-3102	184-3103	
850 SWITCHBACK ASSAULT 144	2019-20	184-2401	184-2400	184-2221	184-2220	184-3102	184-3103	
850 SWITCHBACK PRO S	2019-21	184-2401	184-2400	184-2221	184-2220	184-3102	184-3103	
850 SWITCHBACK XCR	2019-21	184-2401	184-2400	184-2221	184-2220	184-3102	184-3103	HELMETS
900 RMK	2006						184-3100	
DRAGON RMK/INTL	2007						184-3100	
FS IQ TOURING	2007-09			184-2211	184-2210		184-3100	
FS WIDETRAK IQ	2010-11			184-2211	184-2210		184-3100	HELMET ACCESSORIES
FST IQ ALL	2007-10			184-2211	184-2210		184-3100	
FST LQ LX EURO (S07PD7FE)	2007			184-2211	184-2210		184-3100	
IQ TURBO DRAGON	2008-10			184-2211	184-2210		184-3100	
TURBO LX / IQ LX / LXT	2008-14			184-2211	184-2210		184-3100	
TURBO SWITCHBACK	2008-09			184-2211	184-2210		184-3100	APPAREL
Ski-Doo™								
BACKCOUNTRY 600R ETEC	2019-20			182-2279	182-2278			
BACKCOUNTRY 850 ETEC	2019-20			182-2279	182-2278			
EXPEDITION 550 F	2005-06			182-2241	182-2240		182-3100	ACCESSORIES
EXPEDITION LE/SE 600 ACE	2016-18			182-2269	182-2268	184-3104		
EXPEDITION LE/SE 600 E-TEC	2011-14			182-2263	182-2262			
EXPEDITION LE/SE 600 E-TEC	2016-20			182-2269	182-2268	184-3104		
EXPEDITION LE/SE 900 ACE/TURBO	2016-20			182-2269	182-2268	184-3104		TRACKS & SUSPENSION
EXPEDITION LE/SE 1200 4-TEC	2009-14			182-2263	182-2262			
EXPEDITION LE/SE 1200 4-TEC	2016-19			182-2269	182-2268	184-3104		
EXPEDITION SPORT 550F	2011-19			182-2263	182-2262			
EXPEDITION SPORT 550F REV-XP	2011-14			182-2263	182-2262			
EXPEDITION SPORT 600 ACE	2011-19			182-2263	182-2262			STEERING
EXPEDITION SPORT 900 ACE	2014-18			182-2263	182-2262			
EXPEDITION SPORT 900 ACE	2019			182-2279	182-2278			
EXPEDITION SWVT 900 ACE	2018-20			182-2269	182-2268			
EXPEDITION TUV 600HO SDI XU	2009-10			182-2263	182-2262			TRANS MISSION
EXPEDITION XTREME 600 ETEC	2016-19			182-2269	182-2268	184-3104		
EXPEDITION XTREME 800 ETEC	2016-19			182-2269	182-2268	184-3104		
EXPEDITION XTREME 850 ETEC	2020			182-2269	182-2268	184-3104		
FREERIDE 137/146 850 ETEC	2018-20			182-2279	182-2278			PLOW & WINCH
FREERIDE 154/165 (HILLCLIMB/ 38" STANCE) 850 ETEC	2018-19			182-2279	182-2278			
FREERIDE 800 ETEC	2012-14			182-2263	182-2262			
FREERIDE 800 ETEC	2016-17			182-2269	182-2268	184-3104		WIND SHIELDS
FREERIDE 850 ETEC 154"/165"	2018-21			182-2277	182-2276			
GRAND TOURING (ALL EXCEPT SPORT)	2016-18			182-2267	182-2266			
GRAND TOURING 600R ETEC	2019-21			182-2283	182-2282			
GRAND TOURING 900 ACE /TURBO	2019-21			182-2283	182-2282			
GRAND TOURING LE 900 ACE XS137	2015	182-2301	182-2300			184-3104		BRAKES & CARB.
GRAND TOURING LE/SE 1200	2013					184-3104		
GRAND TOURING SE 1200	2014-15	182-2301	182-2300			184-3104		
GRAND TOURING SPORT 550F	2010-14			182-2253	182-2252	184-3104		ENGINE PARTS
GRAND TOURING SPORT 550F XP	2014-16	182-2301	182-2300			184-3104		
GRAND TOURING SPORT 600 ACE	2014-20	182-2301	182-2300	182-2253	182-2252	184-3104		
GRAND TOURING SPORT 600 XP	2014-16	182-2301	182-2300			184-3104		
GRAND TOURING SPORT 600/600 ACE	2010-13			182-2253	182-2252	184-3104		
GRAND TOURING SPORT 600ACE XP/XS137	2014-16	182-2301	182-2300			184-3104		ELECTRICAL
GSX 380F	2005-06			182-2241	182-2240		182-3100	
GSX 500 SS SPORT	2004-07			182-2241	182-2240		182-3100	
GSX 500 SS SPORT	2008			182-2253	182-2252	184-3104		
GSX 550F	2005-09			182-2241	182-2240		182-3100	
GSX 550F SPORT	2010			182-2253	182-2252	184-3104		
GSX 600 HO SDI	2004-06			182-2241	182-2240		182-3100	TRAILER
GSX 600 HO SDI LTD	2007			182-2241	182-2240		182-3100	
GSX 600 HO SDI SPORT	2007			182-2241	182-2240		182-3100	
GSX 800 HO	2004-06			182-2241	182-2240		182-3100	
GSX 800 HO PTEK LTD	2007			182-2241	182-2240		182-3100	CHEMICALS
GSX LE 900ACE	2014-15	182-2301	182-2300	182-2253	182-2252	184-3104		
GSX LE/SE 1200 4TEC	2014-15	182-2301	182-2300	182-2253	182-2252	184-3104		
GSX LE/SE 600HO ETEC	2014-15	182-2301	182-2300	182-2253	182-2252	184-3104		
GSX SE 800RE	2014-15	182-2301	182-2300	182-2253	182-2252	184-3104		TECH & TOOLS
GSX SPORT 600	2010			182-2253	182-2252	184-3104		
GTX 380F	2005-06			182-2241	182-2240		182-3100	
GTX 500SS /SPORT	2005-08			182-2241	182-2240		182-3100	
GTX 550F	2005-09			182-2241	182-2240		182-3100	
GTX 600 HO/SDI/LTD	2005-08			182-2241	182-2240		182-3100	P.O.P
GTX 800 HO	2005-07			182-2241	182-2240		182-3100	
GTX SPORT 500SS	2009			182-2253	182-2252	184-3104		
MACH Z 1000 SDI ADRENALINE & X	2005-07			182-2261	182-2260		182-3100	
MXZ 380F	2005-06			182-2241	182-2240		182-3100	
MXZ 500 SS ADRENALINE & TRAIL	2004-07			182-2241	182-2240		182-3100	



See Pages 409-413 for Images

Model	Year	Upper A-Arm		Lower A-Arm		Bushing Kit	
		LH	RH	LH	RH	Upper A-Arm	Lower A-Arm
Ski-Doo™							
MXZ 550 F	2005-08			182-2241	182-2240		182-3100
MXZ 550 X	2006-09			182-2241	182-2240		182-3100
MXZ 600 HO	2004-05			182-2241	182-2240		182-3100
MXZ 600 HO /TRAIL	2004-05			182-2241	182-2240		182-3100
MXZ 600 HO ADRENALINE	2006-07			182-2241	182-2240		182-3100
MXZ 600 HO ADRENALINE	2008-09			182-2253	182-2252	184-3104	
MXZ 600 HO RENEGADE & RENEGADE X	2004-07			182-2241	182-2240		182-3100
MXZ 600 HO SDI BLIZZARD	2007			182-2261	182-2260		182-3100
MXZ 600 HO SDI RENEGADE & RENEGADE X	2005-07			182-2261	182-2260		182-3100
MXZ 600 HO SDI/ETEC RENEGADE	2008-09			182-2253	182-2252	184-3104	
MXZ 800 HO ADRENALINE & X	2004-05			182-2241	182-2240		182-3100
MXZ 800 HO ADRENALINE & X	2006-07			182-2261	182-2260		182-3100
MXZ 800 HO RENEGADE	2004-06			182-2241	182-2240		182-3100
MXZ 800 HO RENEGADE & RENEGADE X	2006-07			182-2261	182-2260		182-3100
MXZ 800 REV	2002			182-2241	182-2240		182-3100
MXZ 800R PTEK RENEGADE	2008-09			182-2253	182-2252	184-3104	
MXZ ADRENALINE 800R PTEK	2008-10			182-2253	182-2252	184-3104	
MXZ BLAIR MORGAN SPECIAL EDITION	2003			182-2241	182-2240		182-3100
MXZ BLIZZARD 1200	2016-18			182-2267	182-2266		
MXZ BLIZZARD 600HO E-TEC	2016-18			182-2267	182-2266		
MXZ BLIZZARD 600HO SDI	2007			182-2261	182-2260		182-3100
MXZ BLIZZARD 600R ETEC	2019			182-2283	182-2282		
MXZ BLIZZARD 800HO PTEK	2007			182-2261	182-2260		182-3100
MXZ BLIZZARD 800R E-TEC	2016-17			182-2267	182-2266		
MXZ BLIZZARD 850 ETEC	2018-19			182-2283	182-2282		
MXZ BLIZZARD 900 ACE	2016-18			182-2267	182-2266		
MXZ RENEGADE 1200 4-TEC	2009			182-2253	182-2252	184-3104	
MXZ RENEGADE 600HO ETEC	2009			182-2253	182-2252	184-3104	
MXZ RENEGADE 600HO SDI	2007			182-2261	182-2260		182-3100
MXZ RENEGADE 600HO SDI	2008			182-2253	182-2252	184-3104	
MXZ RENEGADE 800R PTEK	2008-09			182-2253	182-2252	184-3104	
MXZ RENEGADE X 1200 4-TEC	2009			182-2253	182-2252	184-3104	
MXZ RENEGADE X 600 HO ETEC	2009			182-2253	182-2252	184-3104	
MXZ RENEGADE X 800R PTEK	2009			182-2253	182-2252	184-3104	
MXZ SPORT 550F	2011-13			182-2253	182-2252	184-3104	
MXZ SPORT 550F	2014-17	182-2301	182-2300	182-2253	182-2252	184-3104	
MXZ SPORT 550F XP-FAN	2011-13			182-2253	182-2252	184-3104	
MXZ SPORT 600	2010-11			182-2253	182-2252	184-3104	
MXZ SPORT 600 ACE	2011-13			182-2253	182-2252	184-3104	
MXZ SPORT 600 ACE	2014-18	182-2301	182-2300	182-2253	182-2252	184-3104	
MXZ SPORT 600 CARB	2014-19	182-2301	182-2300	182-2253	182-2252	184-3104	
MXZ SPORT 600 XP/ACE	2010-13			182-2253	182-2252	184-3104	
MXZ TNT 550F	2010-12			182-2253	182-2252	184-3104	
MXZ TNT 600	2011-12			182-2253	182-2252	184-3104	
MXZ TNT 600 ACE	2011-12			182-2253	182-2252	184-3104	
MXZ TNT 600HO ETEC	2010-13			182-2253	182-2252	184-3104	
MXZ TNT 600HO ETEC	2014	182-2301	182-2300	182-2253	182-2252	184-3104	
MXZ TNT 600HO ETEC	2015-18			182-2267	182-2266		
MXZ TNT 600R ETEC	2019-20			182-2283	182-2282		
MXZ TNT 800R ETEC	2011-12			182-2253	182-2252	184-3104	
MXZ TNT 800R ETEC	2013-14	182-2301	182-2300	182-2253	182-2252	184-3104	
MXZ TNT 800R ETEC	2015-17			182-2267	182-2266		
MXZ TNT 800R PTEK	2011			182-2253	182-2252	184-3104	
MXZ TNT 850 ETEC	2017-20			182-2283	182-2282		
MXZ TNT 900ACE	2015-18			182-2267	182-2266		
MXZ TNT 900ACE	2014	182-2301	182-2300	182-2253	182-2252	184-3104	
MXZ TNT/X 1200 4TEC	2010-13			182-2253	182-2252	184-3104	
MXZ TNT/X 1200 4TEC	2014	182-2301	182-2300	182-2253	182-2252	184-3104	
MXZ TNT/X 1200 4TEC	2015-18			182-2267	182-2266		
MXZ TRAIL	2008-09			182-2253	182-2252	184-3104	
MXZ X 1200	2009-10			182-2253	182-2252	184-3104	
MXZ X 600 HO ETEC	2009-12			182-2253	182-2252	184-3104	
MXZ X 600 HO SDI	2007						182-3100
MXZ X 600HO ETEC	2013-14	182-2301	182-2300	182-2253	182-2252	184-3104	
MXZ X 600HO ETEC	2015-18			182-2267	182-2266		
MXZ X 800R ETEC	2011-12			182-2253	182-2252	184-3104	
MXZ X 800R ETEC	2013-14	182-2301	182-2300	182-2253	182-2252	184-3104	
MXZ X 800R ETEC	2015-17			182-2267	182-2266		
MXZ X 800R PTEK	2009-10			182-2253	182-2252	184-3104	
MXZ X/XRS 600R ETEC	2018-20			182-2281	182-2280		
MXZ X/XRS 850 ETEC	2017-20			182-2281	182-2280		
MXZ X-RS 600HO ETEC	2011-13			182-2253	182-2252	184-3104	
MXZ X-RS 600HO ETEC XS RS	2015-18			182-2267	182-2266		
MXZ X-RS 600HO ETEC 120	2014	182-2301	182-2300	182-2253	182-2252	184-3104	
MXZ X-RS 800R ETEC	2011-13			182-2253	182-2252	184-3104	
MXZ X-RS 800R ETEC XS RS	2014	182-2301	182-2300	182-2253	182-2252	184-3104	
MXZ X-RS 800RETEC	2015-17			182-2267	182-2266		



See Pages 409-413 for Images

Model	Year	Upper A-Arm		Lower A-Arm		Bushing Kit	
		LH	RH	LH	RH	Upper A-Arm	Lower A-Arm
Ski-Doo™							
MX-Z X-RS IRON DOG 600HO	2015			182-2267	182-2266		
MX-Z X-RS IRON DOG 800R	2015			182-2267	182-2266		
RENEGADE ADRENALINE 1200	2015-18			182-2267	182-2266		
RENEGADE ADRENALINE 1200 4TEC	2014	182-2301	182-2300	182-2273	182-2274	184-3104	
RENEGADE ADRENALINE 1200 XR	2010-13			182-2273	182-2274	184-3104	
RENEGADE ADRENALINE 600HO ETEC	2010-13			182-2273	182-2274	184-3104	
RENEGADE ADRENALINE 600HO ETEC	2014	182-2301	182-2300	182-2273	182-2274	184-3104	
RENEGADE ADRENALINE 600HO ETEC	2015-18			182-2267	182-2266		
RENEGADE ADRENALINE 600R ETEC	2019-20			182-2283	182-2282		
RENEGADE ADRENALINE 800R ETEC	2011-13			182-2273	182-2274	184-3104	
RENEGADE ADRENALINE 800R ETEC	2014	182-2301	182-2300	182-2273	182-2274	184-3104	
RENEGADE ADRENALINE 800R ETEC	2015-17			182-2267	182-2266		
RENEGADE ADRENALINE 800R PTEK	2010-11			182-2273	182-2274	184-3104	
RENEGADE ADRENALINE 850 ETEC	2018-20			182-2283	182-2282		
RENEGADE ADRENALINE 900ACE	2014	182-2301	182-2300	182-2273	182-2274	184-3104	
RENEGADE ADRENALINE 900ACE	2015-18			182-2267	182-2266		
RENEGADE ADRENALINE 900 ACE /TURBO	2019-20			182-2283	182-2282		
RENEGADE BACK COUNTRY/X 600HO E-TEC	2011-14			182-2263	182-2262		
RENEGADE BACK COUNTRY/X 800R E-TEC	2011-14			182-2263	182-2262		
RENEGADE BACKCOUNTRY/X 600 ETEC	2015-17			182-2269	182-2268	184-3104	
RENEGADE BACKCOUNTRY /X 800 ETEC	2015-17			182-2269	182-2268	184-3104	
RENEGADE BACKCOUNTRY /X 850 ETEC	2018			182-2279	182-2278		
RENEGADE BACKCOUNTRY 800R PTEK	2011			182-2263	182-2262		
RENEGADE ENDURO 1200 ITC 4-TEC	2016-18			182-2267	182-2266		
RENEGADE ENDURO 600HO E-TEC	2016-18			182-2267	182-2266		
RENEGADE ENDURO 600R ETEC	2019-20			182-2283	182-2282		
RENEGADE ENDURO 800R E-TEC	2016-18			182-2267	182-2266		
RENEGADE ENDURO 850 ETEC	2019-20			182-2283	182-2282		
RENEGADE ENDURO 900 ACE	2016-18			182-2267	182-2266		
RENEGADE ENDURO 900 ACE /TURBO	2019-20			182-2283	182-2282		
RENEGADE SP 800R PTEK	2011			182-2273	182-2274	184-3104	
RENEGADE SPORT 550F	2010-13			182-2273	182-2274	184-3104	
RENEGADE SPORT 550F XP	2014	182-2301	182-2300	182-2273	182-2274	184-3104	
RENEGADE SPORT 600 ACE	2011-13			182-2273	182-2274	184-3104	
RENEGADE SPORT 600 ACE	2014-19	182-2301	182-2300	182-2273	182-2274	184-3104	
RENEGADE SPORT 600 CARB	2015-19	182-2301	182-2300	182-2273	182-2274	184-3104	
RENEGADE X 1200 4TEC	2010-13			182-2273	182-2274	184-3104	
RENEGADE X 1200 4TEC	2015-18			182-2267	182-2266		
RENEGADE X 1200 4TEC	2014	182-2301	182-2300	182-2273	182-2274	184-3104	
RENEGADE X 600HO ETEC	2010-12			182-2273	182-2274	184-3104	
RENEGADE X 600HO ETEC	2013-14	182-2301	182-2300	182-2273	182-2274	184-3104	
RENEGADE X 600HO ETEC	2015-18			182-2267	182-2266		
RENEGADE X 800R ETEC	2011-12			182-2273	182-2274	184-3104	
RENEGADE X 800R ETEC	2013-14	182-2301	182-2300	182-2273	182-2274	184-3104	
RENEGADE X 800R ETEC	2015-17			182-2267	182-2266		
RENEGADE X 800R PTEK	2010			182-2273	182-2274	184-3104	
RENEGADE X/XRS 600R ETEC	2019-20			182-2281	182-2280		
RENEGADE X/XRS 850 ETEC	2017-20			182-2281	182-2280		
RENEGADE X/XRS 900 ACE TURBO	2019-20			182-2281	182-2280		
RENEGADE X-RS 800RETEC XS-RS137	2015-17			182-2267	182-2266		
SUMMIT 1000 SDI, HIGHMARK & HIGHMARK X	2005						182-3100
SUMMIT 50TH ANNIVERSARY	2009			182-2273	182-2274		
SUMMIT 550F	2005						182-3100
SUMMIT 600 HO SDI, ADRENALINE	2004-07						182-3100
SUMMIT 600HO ETEC	2016-18			182-2285	182-2284		
SUMMIT 600R ETEC	2019-20			182-2277	182-2276		
SUMMIT 800 HO, ADRENALINE & X	2004-05						182-3100
SUMMIT 800R ETEC	2016-17			182-2285	182-2284		
SUMMIT 800R PTEK	2016			182-2285	182-2284		
SUMMIT EVEREST 500SS	2009			182-2273	182-2274		
SUMMIT EVEREST 600 ETEC	2009			182-2273	182-2274		
SUMMIT EVEREST 600HO ETEC	2011			182-2265	182-2264	184-3104	
SUMMIT EVEREST 800 PTEK	2008-09			182-2273	182-2274		
SUMMIT EVEREST 800R ETEC	2011			182-2265	182-2264	184-3104	
SUMMIT EVEREST 800R PTEK	2011			182-2265	182-2264	184-3104	
SUMMIT FREERIDE 800R E-TEC	2014			182-2263	182-2262		
SUMMIT HILLCLIMB	2009			182-2273	182-2274	184-3104	
SUMMIT SP 600HO ETEC	2012-13			182-2265	182-2264	184-3104	
SUMMIT SP 600HO ETEC	2014-15			182-2265	182-2264		
SUMMIT SP 800R ETEC	2012-13			182-2265	182-2264	184-3104	
SUMMIT SP 800R ETEC	2014-15			182-2265	182-2264		
SUMMIT SP 800R PTEK	2011			182-2265	182-2264	184-3104	
SUMMIT SP 850 ETEC	2017-20			182-2277	182-2276		
SUMMIT SPORT 600	2010-14			182-2263	182-2262		
SUMMIT SPORT 600 CARB	2015-20			182-2265	182-2264		
SUMMIT SPORT 800R PTEK XP	2011-13			182-2265	182-2264	184-3104	

TERMS & INDEX
NEW
HELMETS
HELMET ACCESSORIES
APPAREL
ACCESSORIES
TRACKS & SUSPENSION
STEERING
TRANS MISSION
PLOW & WINCH
WIND SHIELDS
BRAKES & CARB.
ENGINE PARTS
ELECTRICAL
TRAILER
CHEMICALS
TECH & TOOLS
P.O.P



See Pages 409-413 for Images

Model	Year	Upper A-Arm		Lower A-Arm		Bushing Kit	
		LH	RH	LH	RH	Upper A-Arm	Lower A-Arm
Ski-Doo™							
SUMMIT SPORT 800R PTEK XP	2014-16			182-2265	182-2264		
SUMMIT X 600 ETEC	2009			182-2273	182-2274		
SUMMIT X 600HO ETEC	2011			182-2265	182-2264	184-3104	
SUMMIT X 800 ETEC XM	2015			182-2265	182-2264		
SUMMIT X 800R ETEC	2011-14			182-2265	182-2264	184-3104	
SUMMIT X 800R ETEC XM	2015-17			182-2285	182-2284		
SUMMIT X 800RE XM	2013			182-2265	182-2264	184-3104	
SUMMIT X 800 PTEK	2009			182-2273	182-2274		
SUMMIT X 850 ETEC	2017-20			182-2277	182-2276		
Yamaha™							
APEX	2010-17			183-2223	183-2222		
APEX ER	2006-07			183-2223	183-2222		
APEX GT	2006-07			183-2223	183-2222		
APEX GT	2009-10			183-2223	183-2222		
APEX LE	2016-17			183-2223	183-2222		
APEX LTX GT	2009-10			183-2223	183-2222		
APEX RTX ER	2006-07			183-2223	183-2222		
APEX SE	2011-15			183-2223	183-2222		
APEX XTX	2011-17			183-2223	183-2222		
ATTAK /GT	2006-07			183-2223	183-2222		
NYTRO /ER	2006-07			183-2223	183-2222		
RAGE	2006-07			183-2223	183-2222		
RAGE GT	2007			183-2223	183-2222		
RS RAGE	2005			183-2223	183-2222		
RS VECTOR	2008			183-2223	183-2222		
RS VECTOR /LE	2013-18			183-2223	183-2222		
RS VECTOR /MOUNTAIN/ER	2005-10			183-2223	183-2222		
RS VECTOR GT	2008-10			183-2223	183-2222		
RS VECTOR LT_GT	2009-10			183-2223	183-2222		
RS VECTOR LTX	2013-15			183-2223	183-2222		
RS VECTOR LTX GT	2009-10			183-2223	183-2222		
RS VECTOR XTX /LE	2016-17			183-2223	183-2222		
RS VENTURE	2005-06			183-2223	183-2222		
RS VENTURE GT	2012-15			183-2223	183-2222		
RS VENTURE TF	2013-20			183-2223	183-2222		
RX-1, ER, LE	2003-05			183-2221	183-2220		
SIDEWINDER B TX LE/SE	2017-20			181-2219	181-2218	181-3001	181-3001
SIDEWINDER L/S TX	2018-19	181-2301	181-2300	181-2215	181-2214	181-3002	181-3001
SIDEWINDER SRX LE	2020	181-2301	181-2300	181-2215	181-2214	181-3002	181-3001
SIDEWINDER X TX 141 LE	2017	181-2301	181-2300	181-2215	181-2214	181-3001	181-3001
SIDEWINDER X TX 141 LE/SE	2017-20			181-2219	181-2218	181-3001	181-3001
SR VIPER M TX 141 SE	2016			181-2219	181-2218	181-3001	181-3001
SR VIPER M-TX /LE/SE	2015			181-2217	181-2216	181-3001	181-3001
SR VIPER X TX LE	2015			181-2219	181-2218	181-3001	181-3001
SRVIPER XTX/RTX/LTX/STX	2014-19	181-2301	181-2300	181-2215	181-2214	181-3002	181-3001
VECTOR	2012			183-2223	183-2222		
VECTOR /GT	2006-07			183-2223	183-2222		
VECTOR ALL	2006-07			183-2223	183-2222		
VECTOR ER	2006-07			183-2223	183-2222		
VECTOR LTX	2012			183-2223	183-2222		
VENTURE /GT	2007			183-2223	183-2222		
WARRIOR, LE	2004-05			183-2221	183-2220		

TERMS & INDEX
NEW
HELMETS
HELMET ACCESSORIES
APPAREL
ACCESSORIES
TRACKS & SUSPENSION
STEERING
TRANS MISSION
PLOW & WINCH
WIND SHIELDS
BRAKES & CARB.
ENGINE PARTS
ELECTRICAL
TRAILER
CHEMICALS
TECH & TOOLS
P.O.P

DIRECTIONAL ARMS



Part No. Code Keyword
182-1000 B 16B
 OEM #: 506-1218-00
 506-1489-00

Model	Year
Ski-Doo™	
TUNDRA II LT	1996-99
TUNDRA R	1998-05



Part No. Code Keyword
182-1001 B 16B
 OEM# M5244182

Model	Year
Ski-Doo™	
SKANDIC LT 440 F	2006-07
SKANDIC SWT	1999-00
SKANDIC 500 / 600	2001-03
SKANDIC SWT 500 F	2003
SKANDIC WIDE TRACK 500 F	2003
SKANDIC SWT 550F	2004-07
SKANDIC WIDE TRACK, LC	1999-00
SKANDIC WT 550F	2004-07
SKANDIC WT 600	2005-07
SKANDIC WTLC 600	2004



Part No. Code Keyword
182-1002 B 16B
 OEM# M5340383

Model	Year
Ski-Doo™	
SKANDIC 440, LT	2001-05
SKANDIC SWT	1997-98
SKANDIC WT	1996-98
SKANDIC WTLC	1997-98



LEFT SIDE

Part No. Code Keyword
182-1003 B 16B
 OEM# 605-3534-22

Model	Year
Ski-Doo™	
SKANDIC WT 550F	2008-10
SKANDIC WT 550F YETIII	2011
SKANDIC WT 600	2008-10
SKANDIC SWT 550F	2008
SKANDIC SWT V800 YETIII	2011-12
SKANDIC SWT V-800	2007-10




RIGHT SIDE

Part No. Code Keyword
182-1004 B 16B
 OEM# 605-3534-23

TERMS & INDEX
NEW
HELMETS
HELMET ACCESSORIES
APPAREL
ACCESSORIES
TRACKS & SUSPENSION
STEERING
TRANS MISSION
PLOW & WINCH
WIND SHIELDS
BRAKES & CARB.
ENGINE PARTS
ELECTRICAL
TRAILER
CHEMICALS
TECH & TOOLS
P.O.P

UPPER A-ARM BALL JOINTS

POLARIS™




Part No.	Code	Keyword
180-1018	B	16B

OEM# 7061124 , 7061145

Model	Year
Polaris™	
550 IQ LXT	2012
550 IQ SHIFT	2010-13
550 SHIFT 136	2011-13
550 TOURING	2011
600 CLEANFIRE SWITCHBACK AND STOCK A/B	2007
600 DRAGON SWITCHBACK	2008-09
600 HO FUSION F/O	2006
600 HO IQ ALL OPTIONS	2007
600 HO LX CLEAN FIRE	2007
600 HO RMK 144 F/O	2006
600 HO SWITCHBACK	2007
600 HO SWITCHBACK F/O	2006
600 IQ / IQ ES	2009
600 IQ DRAGON	2008
600 IQ LX	2008
600 IQ LXT	2011-12
600 IQ SHIFT	2010-14
600 IQ TOURING	2008-10
600 SHIFT 136	2011
600 SWITCHBACK	2008-11
600 WIDETRAK IQ	2010-17
700 CFI DRAGON	2007
700 CLASSIC	2006
700 DRAGON SWITCHBACK	2008
700 FUSION F/O	2006
700 HO TOURING	2006
700 IQ/IQ DRAGON	2008
700 RMK	2006
700 SWITCHBACK	2008
800 IQ	2008-10
800 SWITCHBACK	2010
900 FUSION	2005-06
900 RMK ALL OPTIONS	2005-06
900 SWITCHBACK	2005-06
FS IQ TOURING	2007-09
FS WIDETRAK IQ	2010-13
FST IQ ALL	2007-10
FST IQ LX EURO (S07PD7FE)	2007
IQ CRUISER	2008
IQ SHIFT	2008
IQ TURBO DRAGON (2010) [S10PP7FEL]	2008, 10
IQ WIDETRAK	2009
TURBO LX / IQ LX / LXT	2008-12
TURBO SWITCHBACK	2008-09

POLARIS™




Part No.	Code	Keyword
180-1019	B	16B

OEM# 7061167 , 7547428 & 7547464

Thread Spec: Shaft: Thread, M12 x P.1.5 x 41(+/-1)mm

Model	Year
Polaris™	
600 PRO RIDE RUSH	2010
600 RUSH PRO-R/ES/RETRO ALL OPTIONS	2011
600 RUSH/ES/RETRO ES/LX/LX RETRO ALL	2011
OPTIONS	
800 SWITCHBACK ASSAULT	2011
800 RUSH PRO-R/ES/RETRO ALL OPTIONS	2011
800 RUSH/ES/RETRO/RETRO LX/RETRO ES ALL	2011
OPTIONS	

POLARIS™



Part No.	Code	Keyword
180-1020	B	16B


OEM# 7061178

Model	Year
Polaris™	
550 INDY ADVENTURE 155	2015-22
550 INDY EVO	2019-22
550 INDY VOYAGER	2014-18
550 RMK EVO	2020-22
550 VOYAGEUR 144/155	2019-22
600 INDY VOYAGER	2014-17
600 PRO RMK 155	2012-15
600 RMK 144/155 ALL OPTIONS	2012-22
600 VOYAGEUR	2018-22
800 PRO RMK 155/163 ALL OPTIONS	2012-14
800 RMK 155/163	2011-16
800 RMK ASSAULT ALL	2011-15
800 TITAN SP/ADVENTURE/XC	2018-22



UPPER A-ARM BALL JOINTS

POLARIS™



Part No. Code Keyword
184-2280 B 16B

OEM# 7061179

Thread Spec: Shaft: M12 x Length: 19.8mm

Model	Year
Polaris™	
550 INDY ADVENTURE/INTL	2014-22
550 INDY LXT/ES	2014-22
550 LXT ES	2020
600 AXYS INDY ADVENTURE	2021
600 AXYS INDY XC	2021
600 AXYS SWITCHBACK ASSAULT	2021
600 INDY XC 129	2019-22
600 INDY XCR	2021
600 INDY/SP/ES/INTL	2013-22
600 IQ RACER/INTL	2014-20
600 RUSH PRO R/SC/SP/ES/INTL ALL OPTIONS	2012-14
600 RUSH PRO S ALL OPTIONS	2015-20
600 RUSH PRO-X INTL	2015-16
600 RUSH XCR	2017-19
600 RUSH/ES	2012-13
600 SWITCHBACK ADVENTURE ALL OPTIONS	2012-19
600 SWITCHBACK ASSAULT ALL OPTIONS	2014-20
600 SWITCHBACK PRO R ALL OPTIONS	2012-14
600 SWITCHBACK PRO S/PRO-X ALL	2015-21
600 SWITCHBACK/ES	2012-14
600 SWITCHBACK /SP	2017-19
600 SWITCHBACK XCR	2017-21
650 INDY ADVENTURE	2021-22
650 MATRYX INDY VR1	2021-22
650 MATRYX INDY XC	2021-22
650 MATRYX SWITCHBACK ASSAULT	2021-22
800 INDY ADVENTURE	2020
800 INDY SP/ES/INTL ALL OPTIONS	2014-16
800 INDY XC	2019-20
800 INDY XCR	2020
800 RUSH PRO R ALL OPTIONS	2012-14
800 RUSH PRO S/PRO-X ALL	2015-20
800 RUSH XCR	2017-18
800 RUSH/ES	2012-13
800 SWITCHBACK ADVENTURE	2014-19
800 SWITCHBACK ASSAULT	2012-20
800 SWITCHBACK PRO R/ES/INT/LE ALL OPTIONS	2012-14
800 SWITCHBACK PRO S/PRO-X ALL	2015-20
800 SWITCHBACK/ES	2012-14
850 AXYS INDY XC	2021
850 AXYS SWITCHBACK ASSAULT	2021
850 INDY XC	2019-20
850 INDY XCR	2020-21
850 MATRYX INDY VR1	2021-22
850 MATRYX INDY XC	2021-22
850 MATRYX SWITCHBACK ASSAULT	2021-22
850 RUSH PRO S	2019-20
850 RUSH XCR	2019
850 SWITCHBACK ASSAULT	2019-20
850 SWITCHBACK PRO S	2019-20
850 SWITCHBACK XCR	2019-21

POLARIS™



Part No. Code Keyword
184-2282 B 16B


OEM# 7061219

Thread Spec: Shaft: Thread M10 x P1.50mm

Fits A-Arms: **Part No. 184-2406 and 184-2407**

Model	Year
Polaris™	
600 AXYS PRO RMK	2016-18
800 AXYS PRO RMK	2016-18
800 AXYS RMK ASSAULT	2017-18
800 AXYS SKS	2016-18
800 RMK ASSAULT	2016, 19

YAMAHA™



Part No. Code Keyword
180-1021 B 16B

OEM# 8GK-23549-00-00

Thread Spec: Thread, M14 x 26mm(+/-1.5mm)

Model	Year
Yamaha™	
FX NYTRO ALL	2008-14
PHAZER ALL	2007-18
VENTURE LITE	2007-13
VENTURE MULTI PURPOSE	2013-18



TERMS & INDEX

NEW

HELMETS

HELMET ACCESSORIES

APPAREL

ACCESSORIES

TRACKS & SUSPENSION

STEERING

TRANS MISSION

PLOW & WINCH

WIND SHIELDS

BRAKES & CARB.

ENGINE PARTS

ELECTRICAL

TRAILER

CHEMICALS

TECH & TOOLS

P.O.P

UPPER A-ARM BALL JOINTS



SKI-DOO™

Part No.	Code	Keyword
180-2018	B	16B

OEM# 505-0722-57, 505-0720-47, 505-0714-83, 505-0716-79
 Thread Spec: Body: Right Thread, M12 x 88mm
 Shaft: Right Thread, M12 x 66.4mm



Model	Year
Ski-Doo™	
EXPEDITION 550 F	2005
EXPEDITION TUV 600 HO SDI XU	2009-10
EXPEDITION LE/SE 600HO ETEC	2011-14
EXPEDITION TUV 1200 REV-XU, SE	2010
EXPEDITION LE/SE 1200	2011-14
EXPEDITION SPORT 600 ACE	2011-12
FREERIDE 800R ETEC	2012
GRAND TOURING LE/SE 1200	2010-12
GRAND TOURING LE 600 HO ETEC	2010
GRAND TOURING SE 1200	2010
GRAND TOURING SPORT 550 F	2010-13
GRAND TOURING SPORT 600	2010-13
GSX 380 F	2005
GSX 500 SS	2004-05
GSX 550 F	2005, 07-08
GSX 600 HO/SDI	2004-05
GSX 800 HO	2004-05
GSX FAN	2009
GSX LE 600 HO ETEC	2009-13
GSX LE/SE 1200	2010-13
GSX LIMITED 1200 4-TEC	2009
GSX LTD 600 HO SDI	2008
GSX LTD 800 R	2008
GSX LTD 600 HO SDI TOURING	2008
GSX SE 1200	2010
GSX SPORT 500 SS	2008-09
GSX SPORT 550 F	2010
GSX SPORT 600	2010
GSX 800R ETEC	2012
GTX 380 F	2005
GTX 500 SS	2005
GTX 550 F	2005, 07-08
GTX 600 HO, SDI	2005
GTX 800 HO	2005
GTX FAN	2009
GTX LE 600 HO ETEC	2009
GTX LE 1200 4-TEC	2009
GTX LTD 600 HO SDI	2008
GTX SE 1200 4-TEC	2009
GTX SPORT 500 SS	2008-09
GTX SPORT 600 HO SDI	2008
MACH Z 1000 SDI	2005
MACH Z ADRENALINE	2007
MACH Z X	2007
MXZ 380 F	2005
MXZ 500 SS TRAIL & ADRENALINE	2004-05
MXZ 500 SS TRAIL & ADRENALINE	2007-08
MXZ 50TH ANNIVERSARY	2009
MXZ 550 F	2005, 07-08
MXZ 550 X	2007-09
MXZ 600 HO ADRENALINE & X	2004-05, 07
MXZ 600 HO ETEC ADRENALINE	2009-10
MXZ 600 HO ETEC RENEGADE & X	2009
MXZ 600 HO RENEGADE & X	2004-05
MXZ 600 HO SDI	2004-08
MXZ 1000 SDI RENEGADE RT	2007
MXZ 1200 4-TEC RENEGADE & X	2009
MXZ 1200 ADRENALINE	2010
MXZ 600 HO SDI BLIZZARD	2007
MXZ 600 HO SDI RENEGADE & X	2005, 07-08
MXZ 600 HO TRAIL	2004-05
MXZ 600 RS	2008
MXZ 600 RS	2018-21

Model	Year
Ski-Doo™	
MXZ 800 HO ADRENALINE & X	2004-05
MXZ 800 HO PTEK ADRENALINE, RENEGADE & X	2007
MXZ 800 HO PTEK BLIZZARD	2007
MXZ 800 HO RENEGADE & X	2004-05
MXZ 800 R ADRENALINE	2008
MXZ 800 R PTEK ADRENALINE	2009-10
MXZ 800 R PTEK RENEGADE & X	2009
MXZ 800 R RENEGADE & X	2008
MXZ SPORT 600	2010-13
MXZ TNT 1200	2009-13
MXZ TNT 500 SS	2008-09
MXZ TNT 550 F/SPORT 550F	2010-12
MXZ TNT 600 HO ETEC	2009-13
MXZ TNT 600/ACE	2010-12
MXZ TNT 800R	2011-12
MXZ TRAIL	2009
MXZ X 1200	2010-13
MXZ X 1200 4-TEC	2009
MXZ X 600 HO ETEC	2009-12
MXZ X 600 HO SDI	2007-08
MXZ X 800 HO PTEK	2007
MXZ X 800 R	2008
MXZ X 800 R ETEC	2010-12
MXZ X 800 R PTEK	2009-10
MXZ X RS 600	2009-12
MXZ X RS 600 HO ETEC	2010-13
MXZ X RS 800 R PTEK	2010-12
RENEGADE ADRENALINE 1200	2010-13
RENEGADE ADRENALINE 600 HO ETEC	2010-13
RENEGADE ADRENALINE 800 R PTEK/ETEC	2010-12
RENEGADE BACKCOUNTRY 600 HO ETEC	2010-11
RENEGADE BACKCOUNTRY & X 800 R PTEK	2010-11
RENEGADE SPORT 550 F	2010-13
RENEGADE SPORT 600/ACE	2011-13
RENEGADE X 600 HO ETEC	2010-12
RENEGADE X/SP 800 R PTEK	2010-12
RENEGADE X 1200	2010-13
SUMMIT 50TH ANNIVERSARY	2009
SUMMIT 550 F	2005, 07-08
SUMMIT 600 HO	2004-05
SUMMIT 800 HO	2004-05
SUMMIT 1000 SDI, HIGHMARK & HIGHMARK X	2005
SUMMIT EVEREST 500 SS	2009
SUMMIT EVEREST 600 HO ETEC	2009-10
SUMMIT EVEREST 800 R/PTEK	2008-10
SUMMIT FAN	2009
SUMMIT FREERIDE 800R	2011
SUMMIT HILLCLIMB	2009-10
SUMMIT SPORT 600	2010-12
SUMMIT X	2007
SUMMIT X 600 HO ETEC	2009-12
SUMMIT X 800 R	2008-12
SUMMIT SPORT 800R	2012
SUMMIT XRS	2007

UPPER A-ARM BALL JOINTS

SKI-DOO™



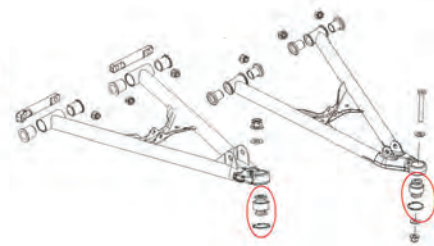
Part No.	Code	Keyword
182-2247	B	16B

OEM# 505-0729-13

Model	Year
Ski-Doo™	
BACKCOUNTRY 600 EFI	2021
BACKCOUNTRY 600R ETEC	2019-22
BACKCOUNTRY 850 ETEC	2019-22
EXPEDITION LE/SE 1200 4TEC	2015-19
EXPEDITION LE/SE 600 ETEC	2015-21
EXPEDITION LE/SE 900 ACE TURBO	2020-22
EXPEDITION LE/SE/SWT/SPORT 900 ACE	2014-22
EXPEDITION SPORT 550F	2012-20
EXPEDITION SPORT 600 ACE	2012-21
EXPEDITION SPORT 600 EFI	2021
EXPEDITION XTREME 800 ETEC	2014-19
EXPEDITION XTREME 850 ETEC	2020
FREERIDE 137, 146, 154, 800RE XP	2012-17
FREERIDE 850 ETEC 137/146/154/165	2018-21
GRAND TOURING 600R ETEC	2020
GRAND TOURING LE 1200 XR	2014-18
GRAND TOURING LE 600HO ETEC	2014-19
GRAND TOURING LE 900 ACE /TURBO	2014-21
GRAND TOURING SPORT 550F	2014-17
GRAND TOURING SPORT 600 ACE	2015-20
GRAND TOURING SPORT 600XP	2014
GSX LE 600HO ETEC XP;	2011
MXZ 600 EFI SPORT	2021
MXZ BLIZZARD 600R ETEC	2019
MXZ BLIZZARD 850ETEC	2018-19
MXZ SPORT 600 CARB	2015-19
MXZ TNT 1200 4TEC	2014-17
MXZ TNT 600HO ETEC	2014-17
MXZ TNT 600R ETEC	2018-21
MXZ TNT 800 ETEC	2012-16
MXZ TNT 850 ETEC	2017-21
MXZ TNT 900 ACE	2014-17
MXZ X 600HO ETEC	2013-18
MXZ X 600R ETEC	2019-21
MXZ X 800RE XS	2013-17
MXZ X/XRS 850 ETEC	2017-21
MXZ XRS 600 ETEC	2014-21
MXZ X-RS 800RETEC	2014-17
RENEGADE 600 EFI SPORT	2021
RENEGADE ADRENALINE 1200	2014-17
RENEGADE ADRENALINE 600 ETEC	2014-18
RENEGADE ADRENALINE 600R ETEC	2019-21
RENEGADE ADRENALINE 800R ETEC	2014-17
RENEGADE ADRENALINE 850 ETEC	2017-21
RENEGADE ADRENALINE 900 ACE /TURBO	2014-21
RENEGADE BACK COUNTRY 800RETEC XP/XS	2012-17
RENEGADE BACK COUNTRY/X 600HO ETEC	2012-17
RENEGADE SPORT 600 ACE	2014-21
RENEGADE SPORT 600 CARB	2016-20
RENEGADE X 1200 XR	2013-17
RENEGADE X 600 ETEC	2013-19
RENEGADE X 800RE XS	2013-17

LOWER A-ARM BALL JOINTS

POLARIS™



Part No.	Code	Keyword
184-2290	B	16B

OEM# 2203107 / 2204229 / 7061111

Model	Year	Model	Year
Polaris™		Polaris™	
550 ADVENTURE 155	2017-19	700 RMK (ALL)	2006-10
550 INDY ADVENTURE	2014-22	700 SWITCHBACK	2008
550 INDY ES/INTL/LXT/EVO	2014-22	800 AXYS PRO RMK	2016-17
550 INDY VOYAGEUR	2014-16	800 AXYS RMK ASSAULT	2017-18
550 IQ LXT	2012	800 AXYS SKS	2016-17
550 IQ SHIFT	2010-13	800 AXYS SWITCHBACK ASSAULT	2016-17
550 LXT ES	2020	800 DRAGON (ALL)	2008
550 RMK EVO	2020-22	800 INDY SP/ES/INTL ALL	2014-15
550 SHIFT 136	2011-13	800 INDY XC	2019-20
550 TOURING	2011	800 INDY XCR	2020
550 VOYAGEUR	2017-22	800 IQ	2008-10
600 AXYS INDY ADVENTURE	2021	800 PRO RMK/LE 155/163 ALL	2011-15
600 AXYS INDY XC	2021	800 RMK	2009-16
600 AXYS PRO RMK	2016-17	800 RMK ASSAULT	2011-19
600 AXYS SWITCHBACK ASSAULT	2021	800 RUSH PRO R ALL	2011-14
600 CLEANFIRE SWITCHBACK AND STOCK A/B	2007	800 RUSH PRO S/PRO-X ALL	2015-20
600 DRAGON SWITCHBACK	2008-09	800 RUSH/ES	2011-13
600 HO IQ ALL OPTIONS	2007	800 SWITCHBACK	2010
600 HO LX CLEAN FIRE	2007	800 SWITCHBACK ADVENTURE	2014-19
600 HO SWITCHBACK	2007	800 SWITCHBACK ASSAULT ALL	2011-20
600 INDY VOYAGEUR	2015	800 SWITCHBACK PRO R/ES/INT/LE ALL	2013-14
600 INDY XCR	2021	800 SWITCHBACK PRO S/PRO-X ALL	2015-20
600 INDY/SP/ES/INTL/XC	2013-22	800 SWITCHBACK XCR	2020
600 IQ / IQ ES	2009	800 SWITCHBACK/ES	2012-14
600 IQ DRAGON	2008	800 TITAN SP/ADVENTURE/XC	2018-22
600 IQ LX	2008	850 AXYS INDY XC	2021
600 IQ LXT	2011-15	850 AXYS SWITCHBACK ASSAULT	
600 IQ RACER/INTL	2011-15	850 INDY ADVENTURE	2020
600 IQ SHIFT	2010-13	850 INDY ADVENTURE	2020-21
600 IQ TOURING	2008-10	850 INDY XC	2019-20
600 PRO RMK 155	2013-15	850 INDY XC	2019-20
600 PRO-RIDE RUSH	2010	850 INDY XCR SC SELECT	2020-21
600 PRO-RIDE RUSH	2010	850 MATRYX INDY VR1	2021-22
600 RMK	2007-22	850 MATRYX INDY XC	2021-22
600 RUSH PRO R ALL	2011 -14	850 MATRYX SWITCHBACK ASSAULT	2021-22
600 RUSH PRO S/PRO-X ALL	2015-20	850 RUSH PRO S	2019-20
600 RUSH XCR	2017-19	850 RUSH XCR	2019
600 RUSH/ES	2011-13	850 SWITCHBACK ASSAULT	2019-20
600 SHIFT 136	2011	850 SWITCHBACK PRO S	2019-21
600 SWITCHBACK	2008-11	850 SWITCHBACK XCR	2019-21
600 SWITCHBACK ADVENTURE ALL	2012-19	900 RMK	2006
600 SWITCHBACK ASSAULT ALL	2014-20	DRAGON RMK/INTL	2007
600 SWITCHBACK PRO R ALL	2012-14	FS IQ TOURING	2007-09
600 SWITCHBACK PRO S/PRO-X ALL	2015-21	FS WIDETRAK IQ	2010-11
600 SWITCHBACK SP	2017-19	FST IQ ALL	2007-10
600 SWITCHBACK XCR	2018-21	FST LQ LX EURO (S07PD7FE)	2007
600 VOYAGER	2014-20	IQ CRUISER	2008
600 WIDETRAK IQ	2010-17	IQ SHIFT	2008
650 INDY ADVENTURE	2022	IQ TURBO DRAGON (2010)	2008-10
650 MATRYX INDY VR1	2021-22	[S10PP7FE]	
650 MATRYX INDY XC	2021-22	IQ WIDETRAK	2009
650 MATRYX SWITCHBACK ASSAULT	2021-22	TURBO LX / IQ LX / LXT	2008-14
650 VOYAGEUR	2022	TURBO SWITCHBACK	2008-09
700 CFI DRAGON	2007		
700 DRAGON SWITCHBACK	2008		
700 IQ/IQ DRAGON	2008		



TERMS & INDEX

NEW

HELMETS

HELMET ACCESSORIES

APPAREL

ACCESSORIES

TRACKS & SUSPENSION

STEERING

TRANS MISSION

PLOW & WINCH

WIND SHIELDS

BRAKES & CARB.

ENGINE PARTS

ELECTRICAL

TRAILER

CHEMICALS

TECH & TOOLS

P.O.P

LOWER A-ARM BALL JOINTS



Part No. 182-2245 **Code** B **Keyword** 16B

OEM# 505-0716-58, 505-0718-91, 505-0720-48, 505-0722-51, 505-0726-82, 505-0736-36
Fits A-Arms: **Part No. 182-2261 & 182-2251**

REPLACEMENT CIRCLIP



Part No. 182-2246 **Code** B **Keyword** 16B

Replacement circlip for **182-2245**

Model	Year
Ski-Doo™	
EXPEDITION 550F	2005-06
EXPEDITION LE/SE 1200 4-TEC	2011-19
EXPEDITION LE/SE 600 ETEC	2011-19
EXPEDITION SPORT 550F	2011-20
EXPEDITION SPORT 600 ACE	2011-19
EXPEDITION SPORT/SWT/LE/SE 900 ACE	2014-20
EXPEDITION TUV /SE 1200 4-TEC	2010
EXPEDITION TUV /SE 600 SDI	2010
EXPEDITION XTREME 800 ETEC	2016-19
FREERIDE 800 ETEC (ALL)	2012-17
GRAND TOURING LE 600 ETEC	2010-18
GRAND TOURING LE 900 ACE	2014-18
GRAND TOURING LE/SE 1200 4-TEC	2010-17
GRAND TOURING SPORT 550F	2010-15
GRAND TOURING SPORT 600	2010-14
GRAND TOURING SPORT 600 ACE	2011-19
GSX 380F	2005-06
GSX 500SS	2005-07
GSX 550F	2005-10
GSX 600 HO SDI /LTD	2005-08
GSX 800 HO	2005-08
GSX LE 900 ACE	2014-15
GSX LE/SE 1200 4-TEC	2010-15
GSX LE/SE 600 ETEC	2010-15
GSX SPORT 600	2010
GTX 380F	2005-06
GTX 500SS	2005-07
GTX 550	2005-07
GTX 600 HO /LTD	2005-08
GTX 800 HO /LTD	2005-07
GTX LE 900 ACE	2016
GTX LE/SE 1200 ACE	2016
GTX SPORT 600 ACE	2016
MACH Z 1000 (ALL)	2005-07
MX Z TNT 1200 120	2015-16

Model	Year
Ski-Doo™	
MX Z TNT 600HO 120	2015-16
MX Z TNT 800RETEC XS120	2015-16
MX Z TNT 900ACE 120	2015-16
MX Z X 1200 XR120	2015-16
MX Z X 600HOETEC XS120	2015-16
MX Z X 800RETEC XS 120	2015
MX Z X-RS 600HOETEC 120	2015-16
MX Z X-RS 800RETEC 120	2015-16
MX Z X-RS IRON DOG 600HO 128	2015
MX Z X-RS IRON DOG 800R 128	2015
MXZ /X 600 ETEC	2010-18
MXZ /X 800 ETEC/PTEK	2010-18
MXZ 1000 ADI RENEGADE X	2006
MXZ 380F	2005-06
MXZ 440 RACING	2005-07
MXZ 500SS ADRENALINE	2005-07
MXZ 500SS TRAIL	2005-07
MXZ 550F SPORT/TNT	2005-14
MXZ ADRENALINE 1200 4-TEC	2010
MXZ ADRENALINE/X 600	2005-10
MXZ ADRENALINE/X 800	2005-10
MXZ BLIZZARD 600 HO SDI	2007
MXZ BLIZZARD 800 HO PTEK	2007
MXZ RENEGADE/X 600	2005-09
MXZ RENEGADE/X 800	2005-09
MXZ SPORT 600	2010-19
MXZ SPORT 600 ACE	2012-19
MXZ TNT 1200 4-TEC	2010-18
MXZ TNT 550F	2010
MXZ TNT 600	2010-17
MXZ TNT 800 ETEC	2011-16
MXZ TNT 900 ACE	2014-17
MXZ X 1200 4-TEC	2010-18
MXZ X 600 RS	2009-17
MXZ XRS 600	2007-16

Model	Year
Ski-Doo™	
MXZ XRS 600 SDI	2007-17
MXZ XRS 800	2007-17
RENEGADE ADRENALINE 1200 137	2015-16
RENEGADE ADRENALINE 600HOETEC	2015-16
RENEGADE ADRENALINE 800RETEC XS137	2015-16
RENEGADE ADRENALINE 900 ACE	2014-18
RENEGADE ADRENALINE 900ACE 137	2015-16
RENEGADE BACKCOUNTRY /X 600 ETEC	2010-18
RENEGADE BACKCOUNTRY /X 800	2010-18
RENEGADE SPORT 550F	2010-14
RENEGADE SPORT 600 ACE	2011-19
RENEGADE SPORT 600 CARB	2015-20
RENEGADE SPORT 800 PTEK	2011
RENEGADE X 1200 137	2015
RENEGADE X 600HOETEC 137	2015
RENEGADE X 800RETEC XS137	2015
RENEGADE X/ADRENALINE 1200 4-TEC	2010-18
RENEGADE X/ADRENALINE 600 ETEC	2010-17
RENEGADE X/ADRENALINE 800	2010-16
RENEGADE XRS 800 ETEC	2015-17
RENEGADE X-RS 800RETEC XS-RS137	2015
SUMMIT 1000 (ALL)	2005-06
SUMMIT 550F	2005-09
SUMMIT 600 HO /ADRENALINE	2005-08
SUMMIT 800 HO /ADRENALINE	2005-07
SUMMIT EVEREST 600 ETEC	2010-11
SUMMIT EVEREST 800	2010-11
SUMMIT HILLCLIMB	2010
SUMMIT SP 600 ETEC	2012-18
SUMMIT SP 800 ETEC	2012-17
SUMMIT SPORT 600 CARB	2011-20
SUMMIT SPORT 800 PTEK	2011-16
SUMMIT X 600 ETEC	2010-17
SUMMIT X 800 ETEC	2010-16

Part No. 182-2248 **Code** B **Keyword** 16B

OEM# 505-0741-33
WILL INCLUDE NUT/WASHER/CLIP

Model	Year
Ski-Doo™	
FREERIDE 850 ETEC (ALL EXCEPT HILL CLIMB)	2018-21
MXZ 600RS/RACING	2018-19
MXZ 600R ETEC X/XRS	2021
MXZ 850 X/XRS	2021
SUMMIT 600R ETEC	2019-21
SUMMIT 850 ETEC	2017-21
RENEGADE 850 E-TEC X/XRS	2020-21
RENEGADE 600R E-TEC	2021
ADRENALINE X / IRON DOG	
RENEGADE 900 ACE X/XRS	2021

Part No. 182-2249 **Code** B **Keyword** 16B

OEM# 505-0740-09

Model	Year
Ski-Doo™	
BACKCOUNTRY 600 EFI SPORT	2021
BACKCOUNTRY 600R ETEC	2019-21
BACKCOUNTRY 850 ETEC	2019-21
EXPEDITION SPORT 600 ACE	2020-21
EXPEDITION SPORT/LE/SE 900 ACE/TURBO	2019-21
EXPEDITION SWT 600R E-TEC	2021
EXPEDITION SWT 900 ACE / TURBO	2021
EXPEDITION XTREME 850 ETEC	2020-21
FREERIDE 850 ETEC HILL CLIMB ONLY	2018-19
GRAND TOURING 600 ACE	2020-21
GRAND TOURING 600R E-TEC	2019-21
MXZ 600 EFI SPORT	2021
MXZ 600R ETEC (ALL)	2018-21
MXZ 850 ETEC (ALL)	2017-21
RENEGADE 600 EFI SPORT	2021
RENEGADE 600R ETEC (ALL)	2019-21
RENEGADE 850 ETEC (ALL)	2017-21
RENEGADE 900 ACE /TURBO	2019-21
SUMMIT 600R ETEC	2020
SUMMIT 850 ETEC	2020

BUSHING KITS



POLARIS™ FRONT SUSPENSION SPINDLE BUSHING KIT



Spindle Bushing Kit

Part No.	Code	Keyword
180-3008	B	16B

Model	Year
Polaris™	1981-05
INDYS	

POLARIS™ RADIUS ROD BUSHING KIT



4 pieces plastic bushings, 4 pieces steel bushings.

Part No.	Code	Keyword
180-3009	B	16B

Model	Year
Polaris™	1984-93
INDYS	

POLARIS™ RADIUS ROD BUSHING KIT



Contains 8 pieces plastic bushings, 4 pieces steel bushings.*Will not fit "Edge" Chassis

Part No.	Code	Keyword
180-3010	B	16B

Model	Year
Polaris™	1994-02
INDYS	

POLARIS™ SKI SPINDLE BUSHING KIT -BOTTOM



Contains 2 delrin bushings, 2 bolts, 2 nuts, 2 pieces stainless steel bushing.

Part No.	Code	Keyword
180-3011	B	16B

Model	Year
Polaris™	
INDYS	

POLARIS™ TRAILING ARM BUSHING KIT



Trailing Arm Pivot Bushing Kit Contains 2 delrin bushing, 2 bolts, 2 collars & 4 washers.

Part No.	Code	Keyword
180-3012	B	16B

Model	Year
Polaris™	1984-UP
FITS INDYS	

ARCTIC CAT™ A-ARM BUSHING KIT

Fits Lower A-Arms:

Part No. 181-2215 and 181-2214

Kit Contents

Description	Qty
BUSHING	2
FLANGE BOLT	1
BUSHING	1
BRACE	1
NYLON NUT	1
FLANGE BOLT	1
FLANGE NYLON NUT	1
BUSHING	1
BUSHING	2



Part No.	Code	Keyword
181-3001	B	16B

ARCTIC CAT™ A-ARM BUSHING KIT

Fits Upper A-Arms:

Part No. 181-2301 & 181-2300

Kit Contents

Description	Qty
NYLON NUT	2
FLANGE BOLT	2
BUSHING	2



Part No.	Code	Keyword
181-3002	B	16B

TERMS & INDEX
NEW
HELMETS
HELMET ACCESSORIES
APPAREL
ACCESSORIES
TRACKS & SUSPENSION
STEERING
TRANS MISSION
PLOW & WINCH
WIND SHIELDS
BRAKES & CARB.
ENGINE PARTS
ELECTRICAL
TRAILER
CHEMICALS
TECH & TOOLS
P.O.P

BUSHING KITS

REV OIL LITE A-ARM BUSHINGS



Will Not Fit The XP Chassis

Part No.	Code	Keyword
182-2020	B	16B

Model	Year
Ski-Doo™	
FITS ALL REVS	2003-09

REV XP OIL LITE A-ARM BUSHINGS



Part No.	Code	Keyword
182-2030	B	16B

Model	Year
Ski-Doo™	
REV XP, XR, XS, XM	2008-14

BRP™/SKI-DOO™ FRONT END BUSHING KIT



Front End Kit 20/pcs delrin, aluminum, steel & plastic bushings.

Part No.	Code	Keyword
182-3000	B	16B

Model	Year
Ski-Doo™	
FITS ALL SKI-DOO	1996-98

BRP™/SKI-DOO™ A-ARM BUSHING KIT



Fits ALL Rev Models

Part No.	Code	Keyword
182-3100	B	16B

Model	Year
Ski-Doo™	
FITS ALL REVS	

YAMAHA™ FRONT SHIM KITS



This kit includes spacer washers to replace the original manufacturer spacer washers on the Yamaha TSS front suspension. It also includes (6) .005, (6) .010, and (6) .015 stainless steel shims to take out the side play in your front scissor arms.

Part No.	Code	Keyword
183-2011	B	16B

YAMAHA™ FRONT SKI BUSHING



TSS Suspension Bushing
14.3 X 16.2 X 11.8mm.

Part No.	Code	Keyword
183-2012	B	16B

YAMAHA™ FRONT SKI BUSHING



TSS Suspension Bushing 14.3 X 16.2 X 14.8 mm.

Part No.	Code	Keyword
183-2013	B	16B

YAMAHA™ FRONT SKI BUSHING



Suspension Bushing W/ Teflon Coating Inside
OEM# 90384-16251-00
4pcs / Sled, Bushing Kits are Sold in 4pc Sets

Part No.	Code	Keyword
183-2014	B	16B

Model	Year
Yamaha™	
ALL MODELS WITH PRO-ACTION	1997-15

YAMAHA™ OIL LITE A-ARM FRONT END BUSHING KIT



Replaces all the front end bushings in the front end of your **2004 and newer** Yamaha 4-stroke!
Kit Includes: 4 lower bulkhead bushings, 4 upper bulkhead bushings, 4 upper a-arm bushings, 4 lower a-arm bushings, 4 upper spindle bushings, 4 spindle housing bushings

Part No.	Code	Keyword
183-2020	B	16B

Model	Year
Yamaha™	
RX-1/Warrior	2004-05
RS Vector/Rage	2005-10
Apex/Attak	2006-10

YAMAHA™ NITRO 09-12 OIL LITE A-ARM FRONT END BUSHING KIT



Part No.	Code	Keyword
183-2030	B	16B



BUSHING KITS



TERMS & INDEX

NEW

HELMETS

HELMET ACCESSORIES

APPAREL

ACCESSORIES

TRACKS & SUSPENSION

STEERING

TRANS MISSION

PLOW & WINCH

WIND SHIELDS

BRAKES & CARB.

ENGINE PARTS

ELECTRICAL

TRAILER

CHEMICALS

TECH & TOOLS

P.O.P

YAMAHA™ FRONT END BUSHING KIT

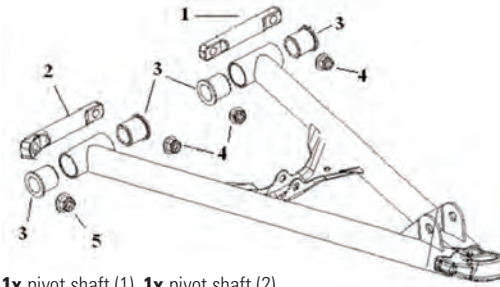


Front End Kit
24/pcs delrin, aluminum, steel and plastic bushings.

Part No.	Code	Keyword
183-3000	B	16B

Model	Year
Yamaha™	
FITS ALL YAMAHA (EXCEPT PHAZER 1996, VMAX 600 1996, VMAX-4 1994-97)	1997-04

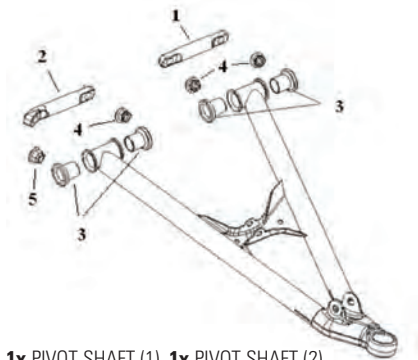
ARCTIC CAT™ A-ARM BUSHING KIT INCLINE PIVOT



1x pivot shaft (1), 1x pivot shaft (2),
4x bushing (3), 3x m8 x 1.5 Flange nut (4),
1x m10 x 1.25 Flange nut (5)

Part No.	Code	Keyword
184-2300	B	16B

ARCTIC CAT™ A-ARM BUSHING KIT INCLINE PIVOT



1x PIVOT SHAFT (1), 1x PIVOT SHAFT (2),
4x BUSHING (3), 3x M8 X 1.5 FLANGE NUT (4),
1x M10 X 1.25 FLANGE NUT (5)

Part No.	Code	Keyword
184-2301	B	16B

POLARIS™ FRONT END BUSHING KIT



Front End Kit
Includes: Radius Rod And Ski Spindle Bushings

Part No.	Code	Keyword
184-3000	B	16B

Model	Year
Polaris™	
500, 600, 700 XC	1997-00

POLARIS™ FRONT END BUSHING KIT



Front End Kit
Includes : Spindle, Trailing Arm, Radius Rod, And Tie Rod Bushings

Part No.	Code	Keyword
184-3001	B	16B

Model	Year
Polaris™	
ALL MODELS EX: RXL, XLT, SP, 500/600/700 XC	1997-00

POLARIS™ A-ARM BUSHING KIT



Fit Polaris™ lower A-Arm
Part No.184-2210, 184-2211

Part No.	Code	Keyword
184-3100	B	16B

SPX RUBBER SKI BUSHING



Part No.	Code	Keyword
182-1010	B	16

SOLD AS PAIR

OEM# 5497543 & M547543

Model	Year
Ski-Doo™	
SKANDIC WIDE TRACKS	2003-18

BUSHING KITS



BRP™/SKI-DOO™ A-ARM BUSHING KIT

Fits Lower A-Arms:

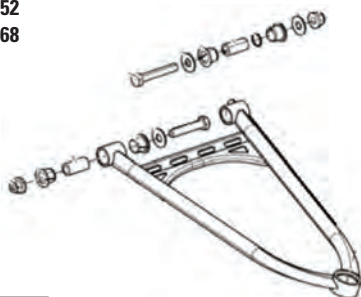
Part No. 182-2253 and **182-2252**

Part No. 182-2269 and **182-2268**

Kit Contents

Description	Qty
HEX BOLT	1
HEX BOLT	1
BUSHING	2
BUSHING	4
WASHER	3
O RING	1
FLANGED NUT	2

Part No.	Code	Keyword
184-3104	B	16B



POLARIS™ A-ARM BUSHING KIT

Fits Lower A-Arms:

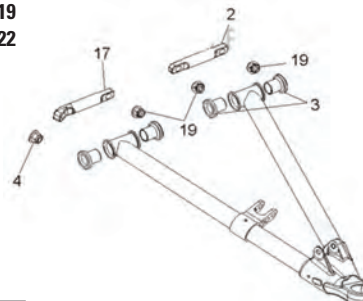
Part No. 184-2218 and **184-2219**

Part No. 184-2223 and **184-2222**

Kit Contents

Description	Qty
BUSHING	4
SHAFT	1
SHAFT	1
NYLON LOCK NUT	3
NYLON LOCK NUT	1

Part No.	Code	Keyword
184-3101	B	16B



POLARIS™ A-ARM BUSHING KIT

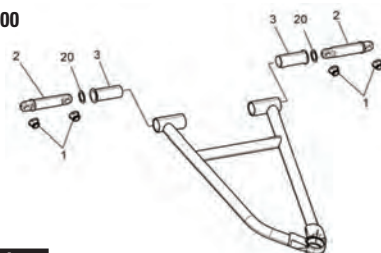
Fits Upper A-Arms:

Part No. 184-2401 and **184-2400**

Kit Contents

Description	Qty
BUSHING	2
WASHER	2
SHAFT	2
NYLON LOCK NUT	4

Part No.	Code	Keyword
184-3102	B	16B



POLARIS™ A-ARM BUSHING KIT

Fits Lower A-Arms:

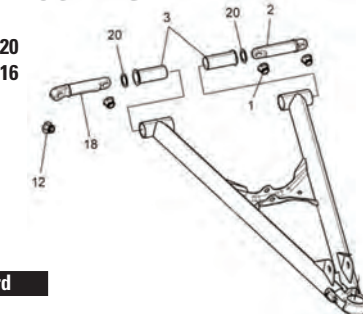
Part No. 184-2221 and **184-2220**

Part No. 184-2217 and **184-2216**

Kit Contents

Description	Qty
BUSHING	2
WASHER	2
SHAFT	2
NYLON LOCK NUT	4

Part No.	Code	Keyword
184-3103	B	16B



SPX SKI LEG REPAIR KIT

- Kit contains all the parts you need to fix the left and right ski legs

Part No.	Code	Keyword
152-2100	B	16B

Model	Year
Ski-Doo™	
Rev/XP, XR, XS, XM	2003-18

OEM#	Description	Qty
230003054	BOLTS 10X130 MM (8.8)	2
505072690	LEG CUSHION	4
506133300	SPACER	2
505071781	CUSHION	4
503192496	WASHER	2
233201464	HEX FLANGE NUT M10	2

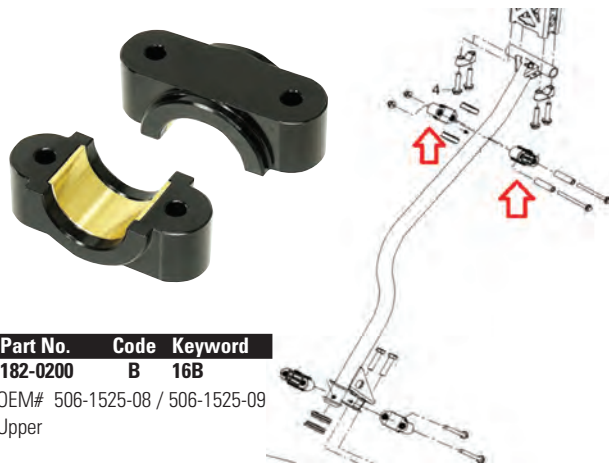


Kit Contents

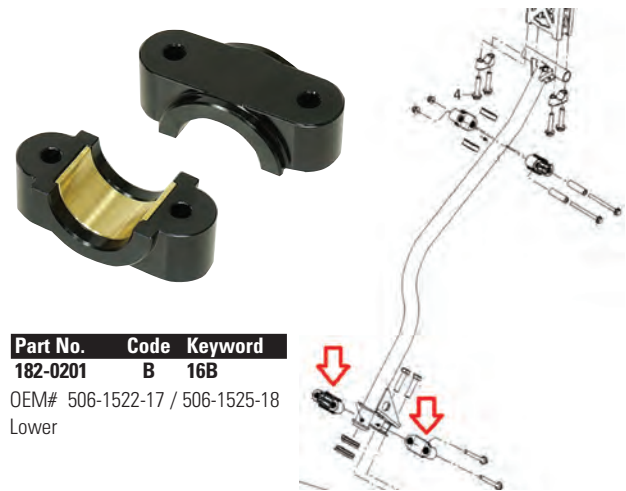
STEERING STEM CLAMPS



- These Billet Steering Blocks replace the wear prone plastic OEM Blocks on many snowmobile Steering Shafts.
- Machined from 6061 T6 Aluminum, and Bronze Alloy Bushings, these blocks will last longer than the sled.
- Since these are precision machined for perfect fit, bent or warped steering posts may cause binding and trouble installing.
- Never have to lube the Steering Shaft Bushings again.



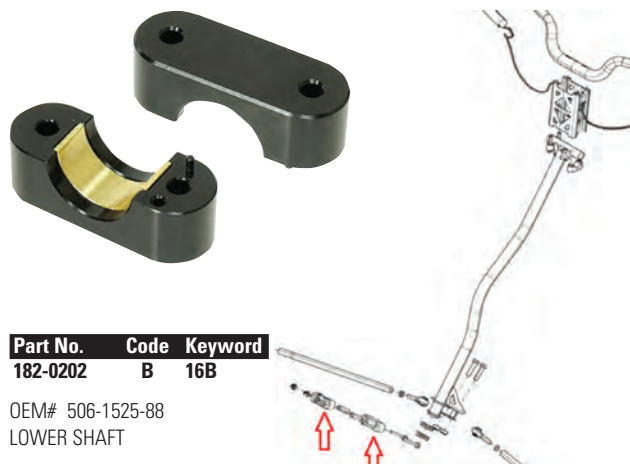
Part No. 182-0200
Code B 16B
Keyword
 OEM# 506-1525-08 / 506-1525-09
 Upper



Part No. 182-0201
Code B 16B
Keyword
 OEM# 506-1522-17 / 506-1525-18
 Lower

Model	Year
Ski-Doo™	
EXPEDITION LE/SE 1200	2011-19
EXPEDITION LE/SE 900 ACE	2011-19
EXPEDITION SE 600 ETEC	2011-19
EXPEDITION SPORT (ALL EXCEPT GEN 4)	2011-20
EXPEDITION XTREME 800 ETEC	2016-19
FREERIDE	2012-17
GRAND TOURING 1200 (ALL)	2011-18
GRAND TOURING 600 ETEC (ALL)	2011-18
GRAND TOURING SPORT (ALL)	2011-18
GRAND TOURING SPORT 600 ACE	2019
GSX 1200 (ALL)	2011-15
GSX 600 ETEC (ALL)	2011-15
MXZ (ALL EXCEPT GEN 4 & XRS)	2011-19
RENEGADE (ALL EXCEPT GEN 4 & XRS)	2011-19
SKANDIC (ALL EXCEPT YETILL)	2011-20
SUMMIT (ALL EXCEPT GEN 4)	2011-20

Model	Year
Ski-Doo™	
EXPEDITION SE 600 ETEC	2011-19
EXPEDITION LE/SE 1200	2011-19
EXPEDITION LE/SE 900 ACE	2011-19
EXPEDITION SPORT (ALL EXCEPT GEN 4)	2011-20
EXPEDITION XTREME 800 ETEC	2016-19
FREERIDE	2012
GRAND TOURING (ALL)	2010-18
GRAND TOURING SPORT 600 ACE	2019
GSX 1200 SE/LE	2010-15
GSX 600/800 (ALL)	2008-15
MXZ 600/800 (ALL EXCEPT XRS & GEN 4)	2008-20
RENEGADE (ALL EXCEPT XRS & GEN 4)	2010-20
SKANDIC (ALL)	2012-20
SKANDIC TUNDRA	2010
SKANDIC WT 600 ACE/ETEC	2011
SUMMIT (ALL)	2010-12
SUMMIT SPORT	2013-16
TUNDRA (ALL)	2011-20



Part No. 182-0202
Code B 16B
Keyword
 OEM# 506-1525-88
 LOWER SHAFT

Model	Year
Ski-Doo™	
FREERIDE	2013-17
MXZ IRON DOG (ALL)	2015-17
MXZ 600HO ETEC	2018
MXZ XRS (ALL)	2013-17
SUMMIT 600/800	2013-17
SUMMIT 600HO ETEC	2018

TERMS & INDEX
NEW
HELMETS
HELMET ACCESSORIES
APPAREL
ACCESSORIES
TRACKS & SUSPENSION
STEERING
TRANS MISSION
PLOW & WINCH
WIND SHIELDS
BRAKES & CARB.
ENGINE PARTS
ELECTRICAL
TRAILER
CHEMICALS
TECH & TOOLS
P.O.P

TIE ROD ENDS

See Pages 433-440 for Applications

CODE = B | **KEYWORD = 16B**



 180-1000	 180-1001	 180-1004	 180-1005												
 180-1008	 180-1011	 180-1022	 180-1023												
 180-1024	 180-1025	 180-1026	 180-1027												
 180-1028	<p>UPPER STEERING POST TIE ROD END</p>  180-1029	 <table border="1"> <thead> <tr> <th>Part No.</th> <th>Code</th> <th>Keyword</th> </tr> </thead> <tbody> <tr> <td>180-1030</td> <td>B</td> <td>16B</td> </tr> </tbody> </table>	Part No.	Code	Keyword	180-1030	B	16B	 <table border="1"> <thead> <tr> <th>Part No.</th> <th>Code</th> <th>Keyword</th> </tr> </thead> <tbody> <tr> <td>180-1031</td> <td>B</td> <td>16B</td> </tr> </tbody> </table>	Part No.	Code	Keyword	180-1031	B	16B
Part No.	Code	Keyword													
180-1030	B	16B													
Part No.	Code	Keyword													
180-1031	B	16B													

TIE ROD ENDS

CODE = B

KEYWORD = 16B



See Page 432 for Images

Model	Years	Type	Left		Right	
			OEM	Part No.	OEM	Part No.
Arctic Cat™						
500 SNO PRO	2010-14	THREAD M10 X P1.25	1605-019	180-1029		
BEARCAT (ALL MODELS)	1995-99	DRAG LINK 3/8-24 NF	0605-073	180-1005	0605-202	
BEARCAT 2000 / LT / XT / XTE	2015-20	THREAD M10 X P1.25	1605-019	180-1029		
BEARCAT 3000 LT	2016-17	THREAD M10 X P1.25	1605-019	180-1029	1605-032	180-1027
BEARCAT 5000 XT / GS / LTD	2015	THREAD M10 X P1.25	1605-019	180-1029		
BEARCAT 570 / LTD / XT / XTE	2010-14	THREAD M10 X P1.25	1605-019	180-1029		
BEARCAT 7000 XT (ALL)	2016-19	THREAD M10 X P1.25	1605-019	180-1029	1605-032	180-1027
BEARCAT Z1 XT / GS / LTD	2010-14	THREAD M10 X P1.25	1605-019	180-1029		
BLAST 4000 LT / M / ZR / XR	2021-22	THREAD M10 X P1.25	1605-019	180-1029	1605-032	180-1027
CHEETAH	1972-74	MALE 3/8-24 NF	0105-235	180-1001	0105-234	180-1000
COUGAR	1995-98	DRAG LINK 3/8-24 NF	0605-073	180-1005	0605-202	
CROSS COUNTRY, Z (ALL)	1977	MALE 3/8-24 NF	0105-235	180-1001	0105-234	180-1000
EL TIGRE (ALL)	1973-74	MALE 3/8-24 NF	0105-235	180-1001	0105-234	180-1000
EXT (ALL)	1971-73	MALE 3/8-24 NF	0105-235	180-1001	0105-234	180-1000
EXT / SP / MC	1994-98	DRAG LINK 3/8-24 NF	0605-073	180-1005	0605-202	
EXT POWDER SP / DLX EFI	1995-98	DRAG LINK 3/8-24 NF	0605-073	180-1005	0605-202	
F 1100 LXR	2012-13	THREAD M10 X P1.25	1605-019	180-1029	1605-032	180-1027
F 1100 SNO PRO LTD / LT	2012-13	THREAD M10 X P1.25	1605-019	180-1029	1605-032	180-1027
F 1100 TURBO LXR	2012-13	THREAD M10 X P1.25	1605-019	180-1029	1605-032	180-1027
F 1100 TURBO SNO PRO LT/ LTD / RR	2012-13	THREAD M10 X P1.25	1605-019	180-1029	1605-032	180-1027
F 800 LXR	2012-13	THREAD M10 X P1.25	1605-019	180-1029	1605-032	180-1027
F 800 SNO PRO / LTD / RR	2012-13	THREAD M10 X P1.25	1605-019	180-1029	1605-032	180-1027
F5 /LXR	2010-14	THREAD M10 X P1.25	1605-019	180-1029		
F570	2010-14	THREAD M10 X P1.25	1605-019	180-1029		
F6 SNO PRO	2010-11	THREAD M10 X P1.25	1605-019	180-1029		
F8 EFI / EXT/ LXR / SNO PRO	2010-11	THREAD M10 X P1.25	1605-019	180-1029		
F8 SNO PRO	2010-11	THREAD M10 X P1.25	1605-019	180-1029		
JAG/DLX/LT	1997-99	DRAG LINK 3/8-24 NF	0605-073	180-1005	0605-202	
KING CAT	1971	MALE 3/8-24 NF	0105-235	180-1001	0105-234	180-1000
LYNX (ALL)	1971-75	MALE 3/8-24 NF	0105-235	180-1001	0105-234	180-1000
LYNX 2000 /LT	2015-20	THREAD M10 X P1.25	1605-019	180-1029		
M 1100	2012-13	THREAD M10 X P1.25	1605-019	180-1029	1605-032	180-1027
M 1100 SNO PRO	2012	THREAD M10 X P1.25	1605-019	180-1029	1605-032	180-1027
M 1100 TURBO / HCR	2012-13	THREAD M10 X P1.25	1605-019	180-1029	1605-032	180-1027
M 1100 TURBO SNO PRO / HCR / LTD	2012-13	THREAD M10 X P1.25	1605-019	180-1029	1605-032	180-1027
M 6000 ALPHA ONE	2019-20	THREAD M10 X P1.25	1605-051	180-1028		
		STEERING POST LINK				
M 6000 ALPHA ONE	2019-20	THREAD M10 X P1.25	1605-019	180-1029	1605-032	180-1027
M 6000 ES / LTD / SE	2016-20	THREAD M10 X P1.25	1605-051	180-1028		
		STEERING POST LINK				
M 6000 ES / LTD / SE ES	2015-20	THREAD M10 X P1.25	1605-019	180-1029	1605-032	180-1027
M 6000 SNO PRO / ES	2014-20	THREAD M10 X P1.25	1605-051	180-1028		
		STEERING POST LINK				
M 6000 SNO PRO / ES	2014-20	THREAD M10 X P1.25	1605-019	180-1029	1605-032	180-1027
M 7000 LTD	2016	THREAD M10 X P1.25	1605-019	180-1029	1605-032	180-1027
M 7000 LTD / SNO PRO	2016	THREAD M10 X P1.25	1605-019	180-1029	1605-032	180-1027
M 7000 SNO PRO	2015-16	THREAD M10 X P1.25	1605-019	180-1029	1605-032	180-1027
M 800 / HCR / SP	2013	THREAD M10 X P1.25	1605-019	180-1029	1605-032	180-1027
M 800 HCR	2012-13	THREAD M10 X P1.25	1605-051	180-1028		
		STEERING POST LINK				
M 800 SNO PRO / LTD	2012-13	THREAD M10 X P1.25	1605-051	180-1028		
		STEERING POST LINK				
M 800 SNO PRO / LTD / ES	2012-13	THREAD M10 X P1.25	1605-019	180-1029	1605-032	180-1027
M 800 SP LT	2013	THREAD M10 X P1.25	1605-051	180-1028		
		STEERING POST LINK				
M 8000 ALPHA ONE	2019-22	THREAD M10 X P1.25	1605-019	180-1029	1605-032	180-1027
M 8000 ALPHA ONE	2019-21	THREAD M10 X P1.25	1605-051	180-1028		
		STEERING POST LINK				
M 8000 HARDCORE /LTD/MOUNTAIN CAT	2016-21	THREAD M10 X P1.25	1605-051	180-1028		
		STEERING POST LINK				
M 8000 HARDCORE / MOUNTAIN CAT / LTD	2016-22	THREAD M10 X P1.25	1605-019	180-1029	1605-032	180-1027
M 8000 HCR / LTD / ES / LTD / SE	2014-18	THREAD M10 X P1.25	1605-051	180-1028		
		STEERING POST LINK				
M 8000 HCR / LTD / ES / SE	2014-18	THREAD M10 X P1.25	1605-019	180-1029	1605-032	180-1027
M 8000 MOUNTAIN CAT / ES	2017-21	THREAD M10 X P1.25	1605-019	180-1029	1605-032	180-1027
M 8000 MOUNTAIN CAT / ES	2017-21	THREAD M10 X P1.25	1605-051	180-1028		
		STEERING POST LINK				
M 8000 SNO PRO / ES / LTD	2014-18	THREAD M10 X P1.25	1605-019	180-1029	1605-032	180-1027
M 8000 SNO PRO / ES / LTD	2014-18	THREAD M10 X P1.25	1605-051	180-1028		
		STEERING POST LINK				
M 9000 /HCR/LTD	2014-16	THREAD M10 X P1.25	1605-019	180-1029	1605-032	180-1027
M 9000 KING CAT	2017-18	THREAD M10 X P1.25	1605-019	180-1029	1605-032	180-1027
M 9000 SNO PRO / LTD	2014-16	THREAD M10 X P1.25	1605-019	180-1029	1605-032	180-1027

TERMS & INDEX

NEW

HELMETS

HELMET ACCESSORIES

APPAREL

ACCESSORIES

TRACKS & SUSPENSION

STEERING

TRANS MISSION

PLOW & WINCH

WIND SHIELDS

BRAKES & CARB.

ENGINE PARTS

ELECTRICAL

TRAILER

CHEMICALS

TECH & TOOLS

P.O.P

TIE ROD ENDS

CODE = B KEYWORD = 16B



See Page 432 for Images

TERMS & INDEX
NEW
HELMETS
HELMET ACCESSORIES
APPAREL
ACCESSORIES
TRACKS & SUSPENSION
STEERING
TRANS MISSION
PLOW & WINCH
WIND SHIELDS
BRAKES & CARB.
ENGINE PARTS
ELECTRICAL
TRAILER
CHEMICALS
TECH & TOOLS
P.O.P

Model	Years	Type	Left		Right		
			OEM	Part No.	OEM	Part No.	
Arctic Cat™							
PANTERA	1995-98	DRAG LINK 3/8-24 NF	0605-073	180-1005	0605-202		
PANTHER (ALL MODELS)	1996-99	DRAG LINK 3/8-24 NF	0605-073	180-1005	0605-202		
PANTHER (ALL)	1970-74	MALE 3/8-24 NF	0105-235	180-1001	0105-234	180-1000	
PANTERA 3000	2016-19	THREAD M10 X P1.25	1605-019	180-1029	1605-032	180-1027	
PANTERA 6000	2018-19	THREAD M10 X P1.25	1605-019	180-1029	1605-032	180-1027	
PANTERA 7000 / XT / LTD	2015-19	THREAD M10 X P1.25	1605-019	180-1029	1605-032	180-1027	
PROWLER (ALL MODELS)	1995	DRAG LINK 3/8-24 NF	0605-073	180-1005	0605-202		
PUMA (ALL)	1971-73	MALE 3/8-24 NF	0105-235	180-1001	0105-234	180-1000	
PUMA (ALL)	1997	DRAG LINK 3/8-24 NF	0605-073	180-1005	0605-202		
SNO PRO 600 / CROSS COUNTRY	2012-13	THREAD M10 X P1.25			1605-032	180-1027	
THUNDERCAT / MC	1993-99	DRAG LINK 3/8-24 NF	0605-073	180-1005	0605-202		
TRIPLE TOURING 600	1998-01	TIE ROD 3/8-24 NF	0605-073	180-1005	0605-202		
T570	2010-14	THREAD M10 X P1.25	1605-019	180-1029			
TZ1 / LXR / LTD	2010-14	THREAD M10 X P1.25	1605-019	180-1029			
TZ1 TURBO / LXR / LTD	2010-13	THREAD M10 X P1.25	1605-019	180-1029			
WILDCAT (ALL MODELS)	1995-96	DRAG LINK 3/8-24 NF	0605-073	180-1005	0605-202		
XF 1100 LXR / CROSSTOUR	2012-13	THREAD M10 X P1.25	1605-019	180-1029	1605-032	180-1027	
XF 1100 SNO PRO / LT / LTD	2012-13	THREAD M10 X P1.25	1605-019	180-1029	1605-032	180-1027	
XF 1100 TURBO LXR / CROSSTOUR	2012-13	THREAD M10 X P1.25	1605-019	180-1029	1605-032	180-1027	
XF 1100 TURBO SNO PRO / LT / LTD / HIGH COUNTRY	2012-13	THREAD M10 X P1.25	1605-019	180-1029	1605-032	180-1027	
XF 6000 (ALL)	2015-19	THREAD M10 X P1.25	1605-019	180-1029	1605-032	180-1027	
XF 6000 HIGH COUNTRY / LTD ES / SNO PRO	2015-19	THREAD M10 X P1.25	1605-051	180-1028			
STEERING POST LINK							
XF 7000 (ALL)	2014-17	THREAD M10 X P1.25	1605-019	180-1029	1605-032	180-1027	
XF 800 CROSS-TOUR	2013	THREAD M10 X P1.25	1605-019	180-1029	1605-032	180-1027	
XF 800 LXR	2012	THREAD M10 X P1.25	1605-019	180-1029	1605-032	180-1027	
XF 800 SNO PRO / LTD / HIGH COUNTRY	2012-13	THREAD M10 X P1.25	1605-019	180-1029	1605-032	180-1027	
XF 800 SNO PRO HIGH COUNTRY / LTD	2012-13	THREAD M10 X P1.25	1605-051	180-1028			
STEERING POST LINK							
XF 8000 (ALL)	2014-19	THREAD M10 X P1.25	1605-019	180-1029	1605-032	180-1027	
XF 8000 HIGH COUNTRY / LTD / ES / SNO PRO	2014-19	THREAD M10 X P1.25	1605-051	180-1028			
STEERING POST LINK							
XF 9000 CROSS COUNTRY / LTD	2014-19	THREAD M10 X P1.25	1605-019	180-1029	1605-032	180-1027	
XF 9000 CROSSTOUR	2018	THREAD M10 X P1.25	1605-019	180-1029	1605-032	180-1027	
XF 9000 CROSSTREK	2016-18	THREAD M10 X P1.25	1605-019	180-1029	1605-032	180-1027	
XF 9000 HIGH COUNTRY / LTD	2014-19	THREAD M10 X P1.25	1605-019	180-1029	1605-032	180-1027	
XF 9000 LXR	2014	THREAD M10 X P1.25	1605-019	180-1029	1605-032	180-1027	
XF 9000 SNO PRO	2014	THREAD M10 X P1.25	1605-019	180-1029			
Z1 /LXR/SNO PRO	2010-11	THREAD M10 X P1.25	1605-019	180-1029			
Z1 TURBO / LXR / SNO PRO LTD	2010-11	THREAD M10 X P1.25	1605-019	180-1029			
Z 370	1999	DRAG LINK 3/8-24 NF	0605-073	180-1005	0605-202		
Z 440	1995-99	DRAG LINK 3/8-24 NF	0605-073	180-1005	0605-202		
ZL 440	1997	DRAG LINK 3/8-24 NF	0605-073	180-1005	0605-202		
ZR (ALL MODELS)	1994-99	DRAG LINK 3/8-24 NF	0605-073	180-1005	0605-202		
ZR 440/580	1993	DRAG LINK 3/8-24 NF	0605-073	180-1005	0605-202		
ZR 3000 LXR	2017	THREAD M10 X P1.25	1605-019	180-1029			
ZR 4000 LXR/RR	2015-17	THREAD M10 X P1.25	1605-019	180-1029			
ZR 4000 SNO PRO	2017	THREAD M10 X P1.25	1605-019	180-1029			
ZR 5000 LXR	2014-17	THREAD M10 X P1.25	1605-019	180-1029			
ZR 6000 (ALL)	2014-22	THREAD M10 X P1.25	1605-019	180-1029	1605-032	180-1027	
ZR 7000 / LTD / LXR / RR/ EL TIGRE	2014-18	THREAD M10 X P1.25	1605-019	180-1029	1605-032	180-1027	
ZR 7000 SNO PRO / LTD / RR / EL TIGRE	2014-18	THREAD M10 X P1.25	1605-019	180-1029	1605-032	180-1027	
ZR 8000 EL TIGRE ES	2017-18	THREAD M10 X P1.25	1605-019	180-1029	1605-032	180-1027	
ZR 8000 ES / LTD / LXR / RR	2015-21	THREAD M10 X P1.25	1605-019	180-1029	1605-032	180-1027	
ZR 8000 SNO PRO / ES / LTD / RR	2014-21	THREAD M10 X P1.25	1605-019	180-1029	1605-032	180-1027	
ZR 9000 / LTD / LXR / RR	2016-19	THREAD M10 X P1.25	1605-019	180-1029	1605-032	180-1027	
ZR 9000 SNO PRO	2016-19	THREAD M10 X P1.25	1605-019	180-1029	1605-032	180-1027	
ZR 9000 THUNDERCAT	2017-21	THREAD M10 X P1.25	1605-019	180-1029	1605-032	180-1027	
ZRT 600/800	1995-99	DRAG LINK 3/8-24 NF	0605-073	180-1005	0605-202		
John Deere™							
CYCLONE 340, 440	1976-78	MALE 3/8"-24 NF	AM53381	180-1001	AM53380	180-1000	
LIQUIDATOR	1976	MALE 3/8"-24 NF	AM53381	180-1001	AM53380	180-1000	
LIQUIFIRE 340, 440	1976-81	MALE 3/8"-24 NF	AM53381	180-1001	AM53380	180-1000	
SPORTFIRE 440	1980-81	MALE 3/8"-24 NF	AM53381	180-1001	AM53380	180-1000	
TRAILFIRE 340 SP CANADA	1981-83	MALE 3/8"-24 NF	AM53381	180-1001	AM53380	180-1000	
TRAILFIRE 340, 440	1979-81	MALE 3/8"-24 NF	AM53381	180-1001	AM53380	180-1000	
Moto-Ski™							
CADET 250	1973-82	MALE 3/8"-24 NF		180-1001		180-1000	
CAPRI (ALL)	1972-74	MALE 3/8"-24 NF		180-1001		180-1000	
CHIMO 440	1974-75	MALE 3/8"-24 NF		180-1001		180-1000	
FUTURA (ALL)	1974-75	MALE 3/8"-24 NF		180-1001		180-1000	
FUTURA (ALL)	1976-82	MALE 3/8"-24 NF	414-1358-00	180-1005	414-1357-00	180-1004	
GRAND PRIX SP	1972	MALE 3/8"-24 NF		180-1001		180-1000	

TIE ROD ENDS

CODE = B

KEYWORD = 16B



See Page 432 for Images

Model	Years	Type	Left		Right		
			OEM	Part No.	OEM	Part No.	
Moto-Ski™							
GRAND PRIX SP	1979-81	MALE 3/8"-24 NF	414-1358-00	180-1005	414-1357-00	180-1004	
GRAND SPORT 440	1974-75	MALE 3/8"-24 NF		180-1001		180-1000	
MIRAGE 300	1979	MALE 3/8"-24 NF	414-1358-00	180-1005	414-1357-00	180-1004	
MS-F, MS-S	1973	MALE 3/8"-24 NF		180-1001		180-1000	
NUVIK (ALL)	1975-79	MALE 3/8"-24 NF	414-1358-00	180-1005	414-1357-00	180-1004	
SONIC 250, 340	1975-78, 82	MALE 3/8"-24 NF	414-1358-00	180-1005	414-1357-00	180-1004	
SPIRIT 250	1976-83	MALE 3/8"-24 NF	414-1358-00	180-1005	414-1357-00	180-1004	
SUPER SONIC, XC	1979-81	MALE 3/8"-24 NF	414-1358-00	180-1005	414-1357-00	180-1004	
TS-400	1974-75	MALE 3/8"-24 NF		180-1001		180-1000	
ULTRA SONIC	1980-82	MALE 3/8"-24 NF	414-1358-00	180-1005	414-1357-00	180-1004	
ZEPHYR 340, 440	1972-73	MALE 3/8"-24 NF		180-1001		180-1000	
Polaris™							
ALL MODELS INDY'S	1995-00	TIE ROD MALE 3/8"-24	7060164	180-1001	7060165	180-1000	
500 CLASSIC TOURING	2001-03	TIE ROD MALE 3/8"-24	7060164	180-1001			
500 RMK	1996-02	TIE ROD MALE 3/8"-24	7060164	180-1001			
500 XC SP EDGE	2006	TIE ROD MALE 3/8"-24	7061055		7061057	180-1011	
500/600 XC, SP EDGE	2001-05	TIE ROD MALE 3/8"-24	7061055		7061057	180-1011	
500/700 SKS	1997-03	TIE ROD MALE 3/8"-24	7060164	180-1001			
550 ADVENTURE	2017-19	THREAD M10 X P1.5	7061165	180-1026	7061166	180-1025	
550 INDY /ES/INTL	2014-22	THREAD M10 X P1.5	7061165	180-1026	7061166	180-1025	
550 INDY ADVENTURE	2014-22	THREAD M10 X P1.5	7061165	180-1026	7061166	180-1025	
550 INDY EVO	2019-22	THREAD M10 X P1.5	7061165	180-1026	7061166	180-1025	
550 INDY LXT	2014-22	THREAD M10 X P1.5	7061165	180-1026	7061166	180-1025	
550 RMK EVO	2020-22	THREAD M10 X P1.5	7061165	180-1026	7061166	180-1025	
550 VOYAGEUR	2017-22	THREAD M10 X P1.5	7061165	180-1026	7061166	180-1025	
600 AXYS INDY ADVENTURE	2021	THREAD M10 X P1.5	7061165	180-1026	7061166	180-1025	
600 AXYS INDY XC	2021	THREAD M10 X P1.5	7061165	180-1026	7061166	180-1025	
600 AXYS PRO RMK	2016-21	THREAD M10 X P1.5	7061165	180-1026	7061166	180-1025	
600 AXYS SWITCHBACK ASSAULT	2021	THREAD M10 X P1.5	7061165	180-1026	7061166	180-1025	
600 CLASSIC TOURING	2001-03	TIE ROD MALE 3/8"-24	7060164	180-1001			
600 INDY /SP/ES/INTL	2013-22	THREAD M10 X P1.5	7061165	180-1026	7061166	180-1025	
600 INDY VOYAGEUR	2015-16	THREAD M10 X P1.5	7061165	180-1026	7061166	180-1025	
600 INDY XC	2019-20	THREAD M10 X P1.5	7061165	180-1026	7061166	180-1025	
600 INDY XCR	2021	THREAD M10 X P1.5	7061165	180-1026	7061166	180-1025	
600 PRO RMK	2012-15	THREAD M10 X P1.5	7061165	180-1026	7061166	180-1025	
600 RMK	2012-22	THREAD M10 X P1.5	7061165	180-1026	7061166	180-1025	
600 RUSH /ES	2011-13	THREAD M10 X P1.5	7061165	180-1026	7061166	180-1025	
600 RUSH PRO R /ES	2010-14	THREAD M10 X P1.5	7061165	180-1026	7061166	180-1025	
600 RUSH PRO S /SC	2015-20	THREAD M10 X P1.5	7061165	180-1026	7061166	180-1025	
600 RUSH PRO X	2015-16	THREAD M10 X P1.5	7061165	180-1026	7061166	180-1025	
600 RUSH XCR /SC	2017-19	THREAD M10 X P1.5	7061165	180-1026	7061166	180-1025	
600 SWITCHBACK /ES	2012-14	THREAD M10 X P1.5	7061165	180-1026	7061166	180-1025	
600 SWITCHBACK ADVENTURE /ES	2012-19	THREAD M10 X P1.5	7061165	180-1026	7061166	180-1025	
600 SWITCHBACK ASSAULT	2014-20	THREAD M10 X P1.5	7061165	180-1026	7061166	180-1025	
600 SWITCHBACK PRO R /ES	2012-14	THREAD M10 X P1.5	7061165	180-1026	7061166	180-1025	
600 SWITCHBACK PRO S /SC	2015-20	THREAD M10 X P1.5	7061165	180-1026	7061166	180-1025	
600 SWITCHBACK PRO X	2015-17	THREAD M10 X P1.5	7061165	180-1026	7061166	180-1025	
600 SWITCHBACK SP	2017-20	THREAD M10 X P1.5	7061165	180-1026	7061166	180-1025	
600 SWITCHBACK XCR /SC	2018-21	THREAD M10 X P1.5	7061165	180-1026	7061166	180-1025	
600 VOYAGEUR	2014-21	THREAD M10 X P1.5	7061165	180-1026	7061166	180-1025	
600/700/800 RMK	2001-04	TIE ROD MALE 3/8"-24	7060164	180-1001			
600/700/800 XCR	1999-03	TIE ROD MALE 3/8"-24	7060164	180-1001			
650 INDY ADVENTURE	2022	THREAD M10 X P1.5	7061165	180-1026	7061166	180-1025	
650 MATRYX INDY VR1	2021-22	THREAD M10 X P1.5	7061165	180-1026	7061166	180-1025	
650 MATRYX INDY XC	2021-22	THREAD M10 X P1.5	7061165	180-1026	7061166	180-1025	
650 MATRYX SWITCHBACK ASSAULT	2021-22	THREAD M10 X P1.5	7061165	180-1026	7061166	180-1025	
650 VOYAGEUR	2022	THREAD M10 X P1.5	7061165	180-1026	7061166	180-1025	
700/800 XC, SP	2001-05	TIE ROD MALE 3/8"-24	7061055		7061057	180-1011	
800 AXYS PRO RMK / LE / SC	2016-20	THREAD M10 X P1.5	7061165	180-1026	7061166	180-1025	
800 AXYS PRO SKS (ALL)	2016-20	THREAD M10 X P1.5	7061165	180-1026	7061166	180-1025	
800 INDY / SP / ES	2014-16	THREAD M10 X P1.5	7061165	180-1026	7061166	180-1025	
800 INDY SC ES/ SC	2019	THREAD M10 X P1.5	7061165	180-1026	7061166	180-1025	
800 INDY XCR	2020	THREAD M10 X P1.5	7061165	180-1026	7061166	180-1025	
800 INDY ADVENTURE	2020	THREAD M10 X P1.5	7061165	180-1026	7061166	180-1025	
800 PRO RMK	2011-15	THREAD M10 X P1.5	7061165	180-1026	7061166	180-1025	
800 RMK	2011-16	THREAD M10 X P1.5	7061165	180-1026	7061166	180-1025	
800 RMK ASSAULT	2011-16	THREAD M10 X P1.5	7061165	180-1026	7061166	180-1025	
800 RMK ASSAULT	2019	THREAD M10 X P1.5	7061165	180-1026	7061166	180-1025	
800 RMK KHAOS	2020	THREAD M10 X P1.5	7061165	180-1026	7061166	180-1025	
800 RUSH /ES/RETRO	2011-13	THREAD M10 X P1.5	7061165	180-1026	7061166	180-1025	
800 RUSH PRO R	2011-14	THREAD M10 X P1.5	7061165	180-1026	7061166	180-1025	
800 RUSH PRO S	2015-19	THREAD M10 X P1.5	7061165	180-1026	7061166	180-1025	
800 RUSH PRO X /SC	2015-18	THREAD M10 X P1.5	7061165	180-1026	7061166	180-1025	

TERMS & INDEX
NEW
HELMETS
HELMET ACCESSORIES
APPAREL
ACCESSORIES
TRACKS & SUSPENSION
STEERING
TRANS MISSION
PLOW & WINCH
WIND SHIELDS
BRAKES & CARB.
ENGINE PARTS
ELECTRICAL
TRAILER
CHEMICALS
TECH & TOOLS
P.O.P

TIE ROD ENDS

CODE = B

KEYWORD = 16B



See Page 432 for Images

	Model	Years	Type	Left		Right	
				OEM	Part No.	OEM	Part No.
	Polaris™						
NEW	800 RUSH XCR	2017-18	THREAD M10 X P1.5	7061165	180-1026	7061166	180-1025
	800 SWITCHBACK /ES	2012-14	THREAD M10 X P1.5	7061165	180-1026	7061166	180-1025
	800 SWITCHBACK ADVENTURE	2014-19	THREAD M10 X P1.5	7061165	180-1026	7061166	180-1025
	800 SWITCHBACK ASSAULT	2011-20	THREAD M10 X P1.5	7061165	180-1026	7061166	180-1025
HELMETS	800 SWITCHBACK PRO R	2012-14	THREAD M10 X P1.5	7061165	180-1026	7061166	180-1025
	800 SWITCHBACK PRO S /SC	2015-20	THREAD M10 X P1.5	7061165	180-1026	7061166	180-1025
	800 SWITCHBACK XCR	2017-18, 20	THREAD M10 X P1.5	7061165	180-1026	7061166	180-1025
HELMET ACCESSORIES	800 TITAN /SP/ADVENTURE/XC	2018-22	THREAD M10 X P1.5	7061165	180-1026	7061166	180-1025
	850 AXYS INDY XC	2021	THREAD M10 X P1.5	7061165	180-1026	7061166	180-1025
	850 AXYS PRO RMK	2019-21	THREAD M10 X P1.5	7061165	180-1026	7061166	180-1025
	850 AXYS SKS	2019-20	THREAD M10 X P1.5	7061165	180-1026	7061166	180-1025
APPAREL	850 AXYS SWITCHBACK ASSAULT	2021	THREAD M10 X P1.5	7061165	180-1026	7061166	180-1025
	850 INDY ADVENTURE	2020-22	THREAD M10 X P1.5	7061165	180-1026	7061166	180-1025
	850 INDY SC	2019-20	THREAD M10 X P1.5	7061165	180-1026	7061166	180-1025
	850 INDY XC	2019-20	THREAD M10 X P1.5	7061165	180-1026	7061166	180-1025
ACCESSORIES	850 MATRYX INDY VR1	2021-22	THREAD M10 X P1.5	7061165	180-1026	7061166	180-1025
	850 MATRYX INDY XC	2021-22	THREAD M10 X P1.5	7061165	180-1026	7061166	180-1025
	850 MATRYX SWITCHBACKASSAULT	2021-22	THREAD M10 X P1.5	7061165	180-1026	7061166	180-1025
	850 PRO RMK	2019	THREAD M10 X P1.5	7061165	180-1026	7061166	180-1025
TRACKS & SUSPENSION	850 RMK KHAOS	2020-22	THREAD M10 X P1.5	7061165	180-1026	7061166	180-1025
	850 RUSH PRO S	2019-20	THREAD M10 X P1.5	7061165	180-1026	7061166	180-1025
	850 RUSH XCR SC	2019	THREAD M10 X P1.5	7061165	180-1026	7061166	180-1025
	850 SKS	2019-21	THREAD M10 X P1.5	7061165	180-1026	7061166	180-1025
	850 SWITCHBACK ASSAULT SC	2019-20	THREAD M10 X P1.5	7061165	180-1026	7061166	180-1025
	850 SWITCHBACK PRO S SC	2019-21	THREAD M10 X P1.5	7061165	180-1026	7061166	180-1025
	850 SWITCHBACK XCR	2019-21	THREAD M10 X P1.5	7061165	180-1026	7061166	180-1025
	ALL MODELS FS/FST TOURING	2006	TIE ROD MALE 3/8"-24	7061055		7061057	180-1011
	ALL MODELS FUSION	2005-06	TIE ROD MALE 3/8"-24	7061055		7061057	180-1011
TRANS MISSION	ALL MODELS INDY EDGE	2001-06	TIE ROD MALE 3/8"-24	7061055		7061057	180-1011
	ALL MODELS PRO X	2001-04	TIE ROD MALE 3/8"-24	7061055		7061057	180-1011
	ALL MODELS RMK	2005-06	TIE ROD MALE 3/8"-24	7061055		7061057	180-1011
	ALL MODELS SWITCHBACK	2004-06	TIE ROD MALE 3/8"-24	7061055		7061057	180-1011
PLOW & WINCH	AXYS SKS /SC	2016-19	THREAD M10 X P1.5	7061165	180-1026	7061166	180-1025
	CENTURION 500	1979-82	MALE 3/8"-24 NF	7060124	180-1001	7060125	180-1000
	INDY 400 XC, XCR	1991-95	MALE 3/8"-24 NF	7060124	180-1001	7060125	180-1000
	INDY 400,SKS, CLASSIC	1984-93	MALE 3/8"-24 NF	7060124	180-1001	7060125	180-1000
WIND SHIELDS	INDY 500,SKS, CLASSIC ,SP	1989-93	MALE 3/8"-24 NF	7060124	180-1001	7060125	180-1000
	INDY 600, SE, LE	1983-87	MALE 3/8"-24 NF	7060124	180-1001	7060125	180-1000
	INDY 650, RXL, SKS	1988-93	MALE 3/8"-24 NF	7060124	180-1001	7060125	180-1000
	INDY SPORT (ALL)	1987-96	MALE 3/8"-24 NF	7060124	180-1001	7060125	180-1000
BRAKES & CARB.	INDY SPORT TOURING	2000-04	TIE ROD MALE 3/8"-24	7060164	180-1001		
	INDY STORM (ALL)	1993	MALE 3/8"-24 NF	7060124	180-1001	7060125	180-1000
	INDY SUPERSPORT	2001-06	TIE ROD MALE 3/8"-24	7060164	180-1001		
	INDY TRAIL	1983-85	MALE 3/8"-24 NF	7060124	180-1001	7060125	180-1000
ENGINE PARTS	INDY TRAIL , ES, SKS, DELUXE	1986-95	MALE 3/8"-24 NF	7060124	180-1001	7060125	180-1000
	INDY TRAIL RMK	2001-06	TIE ROD MALE 3/8"-24	7060164	180-1001		
	INDY TRAIL TOURING, DELUXE	2001-06	TIE ROD MALE 3/8"-24	7060164	180-1001		
	INDY VOYAGEUR	2014-17	THREAD M10 X P1.5	7061165	180-1026	7061166	180-1025
ELECTRICAL	INDY XLT (ALL)	1993-95	MALE 3/8"-24 NF	7060124	180-1001	7060125	180-1000
	STARFIRE 250,340	1976	MALE 3/8"-24 NF	7060124	180-1001	7060125	180-1000
	SUPERTRAK	1989-93	MALE 3/8"-24 NF	7060124	180-1001	7060125	180-1000
	SWITCHBACK PRO X /SC	2015-18	THREAD M10 X P1.5	7061165	180-1026	7061166	180-1025
	TRANSPORT	1996	MALE 3/8"-24 NF	7060124	180-1001	7060125	180-1000
TRAILER	TX (ALL)	1976-79	MALE 3/8"-24 NF	7060124	180-1001	7060125	180-1000
	TX STARFIRE	1973	MALE 3/8"-24 NF	7060110	180-1005	7060111	180-1000
	TX-C 340, 440	1979-82	MALE 3/8"-24 NF	7060124	180-1001	7060125	180-1000
	TX-L 340	1977-82	MALE 3/8"-24 NF	7060124	180-1001	7060125	180-1000
CHEMICALS	WIDETRACK, GT, LX	1990-96	MALE 3/8"-24 NF	7060164	180-1001	7060165	180-1000
	WIDETRAK LX	1997-06	TIE ROD MALE 3/8"-24	7060164	180-1001		
	Skiroule™						
	LAZER 340, 440	1974, 76	MALE 3/8"-24 NF	6030 X 5017	180-1005	6030 X 5016	180-1004
	RT 440	1972-73	MALE 3/8"-24 NF	6030 X 5017	180-1005	6030 X 5016	180-1004
	RTX 447	1972-74	MALE 3/8"-24 NF	6030 X 5017	180-1005	6030 X 5016	180-1004
	SONAR 440	1975	MALE 3/8"-24 NF	6030 X 5017	180-1005	6030 X 5016	180-1004
	SPRINT 340	1976	MALE 3/8"-24 NF	6030 X 5017	180-1005	6030 X 5016	180-1004
	ULTRA 340, 440, 447	1975-76	MALE 3/8"-24 NF	6030 X 5017	180-1005	6030 X 5016	180-1004
	Ski-Doo™						
P.O.P	BACKCOUNTRY 600 EFI SPORT	2021	TIE ROD M10 X 1.25	506-1523-44	180-1030	506-1526-84	180-1022
	BACKCOUNTRY 600R ETEC	2019-21	TIE ROD M10 X 1.25	506-1523-44	180-1030	506-1526-84	180-1022
	BACKCOUNTRY 850 ETEC	2019-21	TIE ROD M10 X 1.25	506-1523-44	180-1030	506-1526-84	180-1022
	BLIZZARD (ALL)	1978-84	TIE ROD 3/8"-24 NF	414-1358-00	180-1005	414-1357-00	180-1004
	CITATION 300	1978-79	TIE ROD 3/8"-24 NF	414-1358-00	180-1005	414-1357-00	180-1004
	ELAN 250 (ALL)	1973-87	TIE ROD 3/8"-24 NF	414-1358-00	180-1005	414-1357-00	180-1004

TIE ROD ENDS

CODE = B

KEYWORD = 16B



See Page 432 for Images

Model	Years	Type	Left		Right	
			OEM	Part No.	OEM	Part No.
Ski-Doo™						
ELAN 250 (ALL)	1988-96	TIE ROD M10 X 1.25	414-7681-00	180-1031	414-7680-00	
ELITE	1973-74	TIE ROD 3/8"-24 NF	414-1358-00	180-1005	414-1357-00	180-1004
ELITE	1978-82	TIE ROD 3/8"-24 NF	414-1358-00	180-1005	414-1357-00	180-1004
ELITE 1500 (1ST PROD.)	2004	TIE ROD M10 X 1.25	506-1514-95	180-1031	414-7680-00	
EVEREST (ALL)	1974-83	TIE ROD 3/8"-24 NF	414-1358-00	180-1005	414-1357-00	180-1004
EXPEDITION 1200	2010-15	TIE ROD M10 X 1.25	506-1520-81	180-1023	506-1520-19	180-1024
EXPEDITION 4-TEC	2004	TIE ROD M10 X 1.25	506-1514-95	180-1031	414-7680-00	
EXPEDITION 600	2005-09	TIE ROD M10 X 1.25	506-1514-95	180-1031	414-7680-00	
EXPEDITION 600 HO	2009-14	TIE ROD M10 X 1.25	506-1520-81	180-1023	506-1520-19	180-1024
EXPEDITION 600 SDI	2005-06	TIE ROD M10 X 1.25	506-1514-95	180-1031		
EXPEDITION LE/SE 1200 4TEC	2016-19	TIE ROD M10 X 1.25	506-1520-81	180-1023	506-1526-84	180-1022
EXPEDITION LE/SE 600R ETEC	2016-19	TIE ROD M10 X 1.25	506-1520-81	180-1023	506-1526-84	180-1022
EXPEDITION LE/SE/SWT 600R ETEC	2020-21	TIE ROD M10 X 1.25	506-1523-44	180-1030	506-1526-84	180-1022
EXPEDITION LE/SE/SWT 900 ACE	2016-19	TIE ROD M10 X 1.25	506-1520-81	180-1023	506-1526-84	180-1022
EXPEDITION LE/SE/SWT 900 ACE	2020-21	TIE ROD M10 X 1.25	506-1523-44	180-1030	506-1526-84	180-1022
EXPEDITION LE/SE/SWT 900 ACE TURBO	2020-21	TIE ROD M10 X 1.25	506-1523-44	180-1030	506-1526-84	180-1022
EXPEDITION SPORT 550	2007-08	TIE ROD M10 X 1.25	506-1514-95	180-1031		
EXPEDITION SPORT 550 FAN	2011-20	TIE ROD M10 X 1.25	506-1520-81	180-1023	506-1520-19	180-1024
EXPEDITION SPORT 600 ACE	2011-19	TIE ROD M10 X 1.25	506-1520-81	180-1023	506-1520-19	180-1024
EXPEDITION SPORT 600 ACE	2020-21	TIE ROD M10 X 1.25	506-1523-44	180-1030	506-1526-84	180-1022
EXPEDITION SPORT 600 EFI	2021	TIE ROD M10 X 1.25	506-1523-44	180-1030	506-1526-84	180-1022
EXPEDITION SPORT 900 ACE	2014-18	TIE ROD M10 X 1.25	506-1520-81	180-1023	506-1520-19	180-1024
EXPEDITION SPORT 900 ACE	2019-21	TIE ROD M10 X 1.25	506-1523-44	180-1030	506-1526-84	180-1022
EXPEDITION SPORT V-800	2007-08	TIE ROD M10 X 1.25	506-1514-95	180-1031		
EXPEDITION TUV 600 SDI	2007-09	TIE ROD M10 X 1.25	506-1514-95	180-1031		
EXPEDITION TUV V-1300	2007-08	TIE ROD M10 X 1.25	506-1514-95	180-1031		
EXPEDITION TUV V-800	2007-09	TIE ROD M10 X 1.25	506-1514-95	180-1031		
EXPEDITION V-1000	2005-06	TIE ROD M10 X 1.25	506-1514-95	180-1031	414-7680-00	
EXPEDITION V-1000	2004-06	TIE ROD M10 X 1.25	506-1514-95	180-1031		
EXPEDITION V-1300	2008	TIE ROD M10 X 1.25	506-1514-95	180-1031	414-7680-00	
EXPEDITION V-800	2008-09	TIE ROD M10 X 1.25	506-1514-95	180-1031	414-7680-00	
EXPEDITION XTREME 800 ETEC	2016-19	TIE ROD M10 X 1.25	506-1520-81	180-1023	506-1526-84	180-1022
EXPEDITION XTREME 850 ETEC	2020-21	TIE ROD M10 X 1.25	506-1523-44	180-1030	506-1526-84	180-1022
FORMULA (ALL)	1993-01	TIE ROD M10 X 1.25	414-7681-00	180-1031	414-7680-00	
FORMULA DELUXE (ALL)	1995-01	TIE ROD M10 X 1.25	414-7681-00	180-1031	414-7680-00	
FORMULA III	1995-00	TIE ROD M10 X 1.25	414-7681-00	180-1031	414-7680-00	
FORMULA MACH 1/XTC	1993-94	TIE ROD M10 X 1.25	414-7681-00	180-1031	414-7680-00	
FORMULA MACH Z	1993-94	TIE ROD M10 X 1.25	414-7681-00	180-1031	414-7680-00	
FORMULA MX, MX Z, MX ZX	1993-95	TIE ROD M10 X 1.25	414-7681-00	180-1031	414-7680-00	
FORMULA S/SL/SE	1995-00	TIE ROD M10 X 1.25	414-7681-00	180-1031	414-7680-00	
FORMULA SLS	1995-96	TIE ROD M10 X 1.25	414-7681-00	180-1031	414-7680-00	
FORMULA SS	1995-96	TIE ROD M10 X 1.25	414-7681-00	180-1031	414-7680-00	
FORMULA STX / LT	1994-96	TIE ROD M10 X 1.25	414-7681-00	180-1031	414-7680-00	
FORMULA Z	1994-00	TIE ROD M10 X 1.25	414-7681-00	180-1031	414-7680-00	
FREERIDE	2016-19	TIE ROD M10 X 1.25			506-1526-84	180-1022
FREERIDE 800R	2012-15	TIE ROD M10 X 1.25	506-1520-81	180-1023	506-1520-19	180-1024
FREERIDE 850 ETEC	2018-21	TIE ROD M10 X 1.25	506-1523-44	180-1030	506-1526-84	180-1022
FREESTYLE /SESSION 300	2006-08	TIE ROD M10 X 1.25	506-1514-95	180-1031		
FREESTYLE 300F	2006-08	DRAG LINK ROD	506-1518-45	180-1031		
		MALE M10				
FREESTYLE BACK COUNTRY 550	2007-09	TIE ROD M10 X 1.25	506-1514-95	180-1031		
FREESTYLE PARK 550	2007-08	TIE ROD M10 X 1.25	506-1514-95	180-1031		
FREESTYLE SESSION 550	2007	TIE ROD M10 X 1.25	506-1514-95	180-1031		
GRAND TOURING (ALL)	1993-03	TIE ROD M10 X 1.25	506-1514-95	180-1031	414-7680-00	
GRAND TOURING 380	2002-03	TIE ROD M10 X 1.25	506-1514-95	180-1031		
GRAND TOURING 500	2002-03	TIE ROD M10 X 1.25	506-1514-95	180-1031		
GRAND TOURING 600	2002-03	TIE ROD M10 X 1.25	506-1514-95	180-1031		
GRAND TOURING 600 ETEC	2010-17	TIE ROD M10 X 1.25	506-1520-81	180-1023	506-1520-19	180-1024
GRAND TOURING 600 ETEC	2018	TIE ROD M10 X 1.25	506-1520-81	180-1023	506-1526-84	180-1022
GRAND TOURING 700	2002-03	TIE ROD M10 X 1.25	506-1514-95	180-1031		
GRAND TOURING 800	2002-03	TIE ROD M10 X 1.25	506-1514-95	180-1031		
GRAND TOURING LE 900 ACE	2014-15	TIE ROD M10 X 1.25	506-1520-81	180-1023	506-1520-19	180-1024
GRAND TOURING LE 900 ACE	2016-19	TIE ROD M10 X 1.25	506-1520-81	180-1023	506-1526-84	180-1022
GRAND TOURING LE/SE 1200	2010-15	TIE ROD M10 X 1.25	506-1520-81	180-1023	506-1520-19	180-1024
GRAND TOURING LE/SE 1200	2016-18	TIE ROD M10 X 1.25	506-1520-81	180-1023	506-1526-84	180-1022
GRAND TOURING LTD 600R ETEC	2019-21	TIE ROD M10 X 1.25	506-1523-44	180-1030	506-1526-84	180-1022
GRAND TOURING LTD/SPORT 900 ACE /TURBO	2019-21	TIE ROD M10 X 1.25	506-1523-44	180-1030	506-1526-84	180-1022
GRAND TOURING SPORT 550F	2010-18	TIE ROD M10 X 1.25	506-1520-81	180-1023	506-1520-19	180-1024
GRAND TOURING SPORT 600 ACE	2011-19	TIE ROD M10 X 1.25	506-1520-81	180-1023	506-1520-19	180-1024
GRAND TOURING SPORT 600 ACE	2020-21	TIE ROD M10 X 1.25	506-1523-44	180-1030	506-1526-84	180-1022
GRAND TOURING V-1000	2003	TIE ROD M10 X 1.25	506-1514-95	180-1031		
GSX 1200	2009-15	TIE ROD M10 X 1.25	506-1520-81	180-1023	506-1520-19	180-1024
GSX 500SS	2008-09	TIE ROD M10 X 1.25	506-1520-81	180-1023	506-1520-19	180-1024
GSX 550F	2010	TIE ROD M10 X 1.25	506-1520-81	180-1023	506-1520-19	180-1024

TERMS & INDEX
NEW
HELMETS
HELMET ACCESSORIES
APPAREL
ACCESSORIES
TRACKS & SUSPENSION
STEERING
TRANS MISSION
PLOW & WINCH
WIND SHIELDS
BRAKES & CARB.
ENGINE PARTS
ELECTRICAL
TRAILER
CHEMICALS
TECH & TOOLS
P.O.P

TIE ROD ENDS

CODE = B

KEYWORD = 16B



See Page 432 for Images

	Model	Years	Type	Left		Right	
				OEM	Part No.	OEM	Part No.
	Ski-Doo™						
NEW	GSX 600 HO	2008-15	TIE ROD M10 X 1.25	506-1520-81	180-1023	506-1520-19	180-1024
	GSX 800R	2008-15	TIE ROD M10 X 1.25	506-1520-81	180-1023	506-1520-19	180-1024
	GTX 500SS	2009	TIE ROD M10 X 1.25	506-1520-81	180-1023	506-1520-19	180-1024
HELMETS	LEGEND (ALL)	2002-05	TIE ROD M10 X 1.25	506-1514-95	180-1031	414-7680-00	
	LEGEND 380	2002-04	TIE ROD M10 X 1.25	506-1514-95	180-1031		
	LEGEND 500	2002-04	TIE ROD M10 X 1.25	506-1514-95	180-1031		
	LEGEND 600	2002-04	TIE ROD M10 X 1.25	506-1514-95	180-1031		
	LEGEND 700	2002-04	TIE ROD M10 X 1.25	506-1514-95	180-1031		
HELMET ACCESSORIES	LEGEND 800	2002-04	TIE ROD M10 X 1.25	506-1514-95	180-1031		
	LEGEND TOURING V-800	2007-09	TIE ROD M10 X 1.25	506-1514-95	180-1031		
	LEGEND TRAIL V-800	2007	TIE ROD M10 X 1.25	506-1514-95	180-1031		
	LEGEND V-1000	2003-05	TIE ROD M10 X 1.25	506-1514-95	180-1031		
APPAREL	MACH Z	1998-03	TIE ROD M10 X 1.25	506-1514-95	180-1031	414-7680-00	
	MACH Z 1000	2005-07	TIE ROD M10 X 1.25	506-1514-95	180-1031		
	MXZ ADRENALINE 800R	2008-11	TIE ROD M10 X 1.25	506-1520-81	180-1023	506-1520-19	180-1024
	MXZ (ALL)	1996-01	TIE ROD M10 X 1.25	414-7681-00	180-1031	414-7680-00	
ACCESSORIES	MXZ 1000 SDI	2006	DRAG LINK ROD	506-1518-45	180-1031		
			MALE M10				
	MXZ 380/500/550 FAN	2002-04	TIE ROD M10 X 1.25	506-1514-95	180-1031	414-7680-00	
	MXZ 500/600, HO	2002-03	TIE ROD M10 X 1.25	506-1514-95	180-1031	414-7680-00	
TRACKS & SUSPENSION	MXZ 550F	2003-04	TIE ROD M10 X 1.25	506-1514-95	180-1031		
	MXZ 600	2002-03	TIE ROD M10 X 1.25	506-1514-95	180-1031		
	MXZ 600 EFI SPORT	2021	TIE ROD M10 X 1.25	506-1523-44	180-1030	506-1526-84	180-1022
	MXZ 600 RS	2010-17	TIE ROD M10 X 1.25	506-1520-81	180-1023	506-1520-19	180-1024
	MXZ 600 RS	2018-21	TIE ROD M10 X 1.25	506-1523-44	180-1030	506-1526-84	180-1022
STEERING	MXZ 700/800, HO	2002-03	TIE ROD M10 X 1.25	506-1514-95	180-1031	414-7680-00	
	MXZ 800 BLAIR MORGAN SE	2003	TIE ROD M10 X 1.25	506-1514-95	180-1031	414-7680-00	
	MXZ 800R REV	2002	TIE ROD M10 X 1.25	506-1514-95	180-1031	414-7680-00	
	MXZ ADRENALINE 1200	2010	TIE ROD M10 X 1.25	506-1520-81	180-1023	506-1520-19	180-1024
TRANS MISSION	MXZ ADRENALINE 600HO	2008-10	TIE ROD M10 X 1.25	506-1520-81	180-1023	506-1520-19	180-1024
	MXZ BLIZZARD 600R ETEC	2019	TIE ROD M10 X 1.25			506-1526-84	180-1022
	MXZ BLIZZARD 850 ETEC	2019	TIE ROD M10 X 1.25			506-1526-84	180-1022
	MXZ BLIZZARD/TNT/X/XRS 600R ETEC	2018-21	TIE ROD M10 X 1.25	506-1523-44	180-1030	506-1526-84	180-1022
PLOW & WINCH	MXZ BLIZZARD/TNT/X/XRS 850 ETEC	2017-21	TIE ROD M10 X 1.25	506-1523-44	180-1030	506-1526-84	180-1022
	MXZ IRON DOG 600 ETEC	2015-18	TIE ROD M10 X 1.25	506-1523-44	180-1030	506-1526-84	180-1022
	MXZ IRON DOG 800 ETEC	2015-17	TIE ROD M10 X 1.25			506-1526-84	180-1022
	MXZ RENEGADE 1200	2009	TIE ROD M10 X 1.25	506-1520-81	180-1023	506-1520-19	180-1024
WIND SHIELDS	MXZ RENEGADE/X 600HO	2008-09	TIE ROD M10 X 1.25	506-1520-81	180-1023	506-1520-19	180-1024
	MXZ RENEGADE/X 800R	2008-09	TIE ROD M10 X 1.25	506-1520-81	180-1023	506-1520-19	180-1024
	MXZ REV 600 HO/800/007	2003	TIE ROD M10 X 1.25	506-1514-95	180-1031	414-7680-00	
	MXZ SPORT 550F	2011-14	TIE ROD M10 X 1.25	506-1520-81	180-1023	506-1520-19	180-1024
	MXZ SPORT 600 ACE	2011-17	TIE ROD M10 X 1.25	506-1520-81	180-1023	506-1520-19	180-1024
BRAKES & CARB.	MXZ SPORT 600 CARB	2011-20	TIE ROD M10 X 1.25	506-1520-81	180-1023	506-1520-19	180-1024
	MXZ TNT /TRAIL 500SS	2008-09	TIE ROD M10 X 1.25	506-1520-81	180-1023	506-1520-19	180-1024
	MXZ TNT 1200	2009-15	TIE ROD M10 X 1.25	506-1520-81	180-1023	506-1520-19	180-1024
ENGINE PARTS	MXZ TNT 1200 4TEC	2015-18	TIE ROD M10 X 1.25			506-1526-84	180-1022
	MXZ TNT 500F	2012	TIE ROD M10 X 1.25	506-1520-81	180-1023	506-1520-19	180-1024
	MXZ TNT 550F	2010	TIE ROD M10 X 1.25	506-1520-81	180-1023	506-1520-19	180-1024
	MXZ TNT 600 ETEC	2015-18	TIE ROD M10 X 1.25	506-1520-81	180-1023	506-1526-84	180-1022
	MXZ TNT 600HO	2009-14	TIE ROD M10 X 1.25	506-1520-81	180-1023	506-1520-19	180-1024
ELECTRICAL	MXZ TNT 600R ETEC	2019-21	TIE ROD M10 X 1.25	506-1523-44	180-1030	506-1526-84	180-1022
	MXZ TNT 800 ETEC	2015-16	TIE ROD M10 X 1.25	506-1520-81	180-1023	506-1526-84	180-1022
	MXZ TNT 800R	2011-14	TIE ROD M10 X 1.25	506-1520-81	180-1023	506-1520-19	180-1024
	MXZ TNT 850 ETEC	2017-21	TIE ROD M10 X 1.25	506-1523-44	180-1030	506-1526-84	180-1022
TRAILER	MXZ TNT 900 ACE	2016-18	TIE ROD M10 X 1.25	506-1520-81	180-1023	506-1526-84	180-1022
	MXZ X 1200	2009-15	TIE ROD M10 X 1.25	506-1520-81	180-1023	506-1520-19	180-1024
	MXZ X 1200 4TEC	2015-18	TIE ROD M10 X 1.25			506-1526-84	180-1022
	MXZ X 400/440	1997-01	TIE ROD M10 X 1.25	414-7681-00	180-1031	414-7680-00	
	MXZ X 440R	2002	TIE ROD M10 X 1.25	506-1514-95	180-1031	414-7680-00	
CHEMICALS	MXZ X 600 ETEC	2015-18	TIE ROD M10 X 1.25	506-1520-81	180-1023	506-1526-84	180-1022
	MXZ X 800 ETEC	2015-16	TIE ROD M10 X 1.25	506-1520-81	180-1023	506-1526-84	180-1022
	MXZ X 850 ETEC	2017-21	TIE ROD M10 X 1.25	506-1523-44	180-1030	506-1526-84	180-1022
	MXZ XRS 600 ETEC	2015-18	TIE ROD M10 X 1.25	506-1523-44	180-1030	506-1526-84	180-1022
TECH & TOOLS	MXZ X-RS 600HO	2008-14	TIE ROD M10 X 1.25	506-1520-81	180-1023	506-1520-19	180-1024
	MXZ XRS 600R ETEC	2019-21	TIE ROD M10 X 1.25	506-1523-44	180-1030	506-1526-84	180-1022
	MXZ XRS 800 ETEC	2015-17	TIE ROD M10 X 1.25	506-1523-44	180-1030	506-1526-84	180-1022
	MXZ X-RS 800R	2008-15	TIE ROD M10 X 1.25	506-1520-81	180-1023	506-1520-19	180-1024
P.O.P	MXZ XRS 850 ETEC	2018-21	TIE ROD M10 X 1.25	506-1523-44	180-1030	506-1526-84	180-1022
	NORDIK	1972-74	MALE 3/8"-24 NF	414-1358-00	180-1005	414-1357-00	180-1004
	OLYMPIQUE (ALL)	1972-79	TIE ROD 3/8"-24 NF	414-1358-00	180-1005	414-1357-00	180-1004
	RENEGADE / X ADRENALINE 1200	2010-15	TIE ROD M10 X 1.25	506-1520-81	180-1023	506-1520-19	180-1024
	RENEGADE 600 EFI SPORT	2021	TIE ROD M10 X 1.25	506-1523-44	180-1030	506-1526-84	180-1022
	RENEGADE ADRENALINE 1200 4TEC	2015-18	TIE ROD M10 X 1.25			506-1526-84	180-1022
	RENEGADE ADRENALINE 600 ETEC	2015-18	TIE ROD M10 X 1.25	506-1520-81	180-1023	506-1526-84	180-1022

TIE ROD ENDS

CODE = B

KEYWORD = 16B



See Page 432 for Images

Model	Years	Type	Left		Right	
			OEM	Part No.	OEM	Part No.
Ski-Doo™						
RENEGADE ADRENALINE 600HO	2010-14	TIE ROD M10 X 1.25	506-1520-81	180-1023	506-1520-19	180-1024
RENEGADE ADRENALINE 600R ETEC	2019	TIE ROD M10 X 1.25			506-1526-84	180-1022
RENEGADE ADRENALINE 800 ETEC	2015-16	TIE ROD M10 X 1.25	506-1520-81	180-1023	506-1526-84	180-1022
RENEGADE ADRENALINE 800R	2010-14	TIE ROD M10 X 1.25	506-1520-81	180-1023	506-1520-19	180-1024
RENEGADE ADRENALINE 850 ETEC	2017-19	TIE ROD M10 X 1.25			506-1526-84	180-1022
RENEGADE ADRENALINE 900 ACE /TURBO	2015-19	TIE ROD M10 X 1.25			506-1526-84	180-1022
RENEGADE ADRENALINE/ENDURO/X/XRS 900 ACE /TURBO	2019-21	TIE ROD M10 X 1.25	506-1523-44	180-1030	506-1526-84	180-1022
RENEGADE ADRENALINE/X/BC/ENDURO 850 ETEC	2017-21	TIE ROD M10 X 1.25	506-1523-44	180-1030	506-1526-84	180-1022
RENEGADE ADRENALINE/X/XRS/ENDURO 600R ETEC	2019-21	TIE ROD M10 X 1.25	506-1523-44	180-1030	506-1526-84	180-1022
RENEGADE BACK COUNTRY/X 600HO	2010-14	TIE ROD M10 X 1.25	506-1520-81	180-1023	506-1520-19	180-1024
RENEGADE BACK COUNTRY/X 800R	2010-14	TIE ROD M10 X 1.25	506-1520-81	180-1023	506-1520-19	180-1024
RENEGADE BACKCOUNTRY /X 600 ETEC	2015-18	TIE ROD M10 X 1.25	506-1520-81	180-1023	506-1526-84	180-1022
RENEGADE BACKCOUNTRY /X 800 ETEC	2015-17	TIE ROD M10 X 1.25	506-1520-81	180-1023	506-1526-84	180-1022
RENEGADE SPORT 550F	2010-13	TIE ROD M10 X 1.25	506-1520-81	180-1023	506-1520-19	180-1024
RENEGADE SPORT 600 ACE	2011-19	TIE ROD M10 X 1.25	506-1520-81	180-1023	506-1520-19	180-1024
RENEGADE SPORT 600 CARB	2011-19	TIE ROD M10 X 1.25	506-1520-81	180-1023	506-1520-19	180-1024
RENEGADE X 1200 4TEC	2015-18	TIE ROD M10 X 1.25	506-1520-81	180-1023	506-1526-84	180-1022
RENEGADE X 600 ETEC	2015-18	TIE ROD M10 X 1.25	506-1520-81	180-1023	506-1526-84	180-1022
RENEGADE X 600HO	2010-15	TIE ROD M10 X 1.25	506-1520-81	180-1023	506-1520-19	180-1024
RENEGADE X 600R ETEC	2019	TIE ROD M10 X 1.25			506-1526-84	180-1022
RENEGADE X 800 ETEC	2015-16	TIE ROD M10 X 1.25	506-1520-81	180-1023	506-1526-84	180-1022
RENEGADE X 800R	2010-15	TIE ROD M10 X 1.25	506-1520-81	180-1023	506-1520-19	180-1024
RENEGADE XRS 800 ETEC	2015-17	TIE ROD M10 X 1.25	506-1520-81	180-1023	506-1526-84	180-1022
RENEGADE XRS 850 ETEC	2018-19	TIE ROD M10 X 1.25			506-1526-84	180-1022
RV 340	1977-79	TIE ROD 3/8"-24 NF	414-1358-00	180-1005	414-1357-00	180-1004
SKANDIC 335	1972-73	TIE ROD 3/8"-24 NF	414-1358-00	180-1005	414-1357-00	180-1004
SKANDIC 440	2002-07	TIE ROD M10 X 1.25	506-1514-95	180-1031		
SKANDIC 440 FAN	2001	TIE ROD M10 X 1.25	414-7681-00	180-1031	414-7680-00	
SKANDIC 440 SPORT LT	2002-07	TIE ROD M10 X 1.25	506-1514-95	180-1031	414-7680-00	
SKANDIC 500/550 FAN	2003-06	TIE ROD M10 X 1.25	506-1514-95	180-1031	414-7680-00	
SKANDIC 500/600	2002	TIE ROD M10 X 1.25	506-1514-95	180-1031		
SKANDIC 550F	2008-09	TIE ROD M10 X 1.25	506-1514-95	180-1031	414-7680-00	
SKANDIC 600	2002	TIE ROD M10 X 1.25	506-1514-95	180-1031		
SKANDIC SPORT 600 EFI	2021	TIE ROD M10 X 1.25	506-1520-81	180-1023	506-1520-19	180-1024
SKANDIC SUV 550	2004-10	TIE ROD M10 X 1.25	506-1514-95	180-1031		
SKANDIC SUV 600	2003-08	TIE ROD M10 X 1.25	506-1514-95	180-1031		
SKANDIC SUV 600HO	2008-09	TIE ROD M10 X 1.25	506-1514-95	180-1031	414-7680-00	
SKANDIC SWT V-800	2010-12	TIE ROD M10 X 1.25	506-1514-95	180-1031		
SKANDIC TUNDRA 300	2007-08	TIE ROD M10 X 1.25	506-1514-95	180-1031		
SKANDIC TUNDRA V-800	2007-09	TIE ROD M10 X 1.25	506-1514-95	180-1031		
SKANDIC V-800	2008	TIE ROD M10 X 1.25	506-1514-95	180-1031	414-7680-00	
SKANDIC WT 500	2015	TIE ROD M10 X 1.25	506-1520-81	180-1023	506-1520-19	180-1024
SKANDIC WT 550	2005-11	TIE ROD M10 X 1.25	506-1514-95	180-1031		
SKANDIC WT 600 EFI	2021	TIE ROD M10 X 1.25	506-1520-81	180-1023	506-1520-19	180-1024
SKANDIC WT/SWT	1996-00	TIE ROD M10 X 1.25	414-7681-00	180-1031	414-7680-00	
SKANDIC WT/SWT 550F	2012-20	TIE ROD M10 X 1.25	506-1520-81	180-1023	506-1520-19	180-1024
SKANDIC WT/SWT 600	2003-09	TIE ROD M10 X 1.25	506-1514-95	180-1031	414-7680-00	
SKANDIC WT/SWT 600 ACE	2011-20	TIE ROD M10 X 1.25	506-1520-81	180-1023	506-1520-19	180-1024
SKANDIC WT/SWT 600 ETEC	2014-20	TIE ROD M10 X 1.25	506-1520-81	180-1023	506-1520-19	180-1024
SKANDIC WT/SWT 900 ACE	2015-20	TIE ROD M10 X 1.25	506-1520-81	180-1023	506-1520-19	180-1024
SKANDIC, R	1995-01	TIE ROD M10 X 1.25	414-7681-00	180-1031	414-7680-00	
SUMMIT (ALL)	1994-03	TIE ROD M10 X 1.25	414-7681-00	180-1031	414-7680-00	
SUMMIT 1000	2005-07	TIE ROD M10 X 1.25	506-1514-95	180-1031		
SUMMIT 1000 H/HX	2005-07	DRAG LINK ROD	506-1518-45	180-1031		
		MALE M10				
SUMMIT 500/550 FAN	2002-04	TIE ROD M10 X 1.25	506-1514-95	180-1031	414-7680-00	
SUMMIT 600/700/800	2002-03	TIE ROD M10 X 1.25	506-1514-95	180-1031	414-7680-00	
SUMMIT EVEREST 600HO	2009-11	TIE ROD M10 X 1.25	506-1520-81	180-1023	506-1520-19	180-1024
SUMMIT EVEREST 800R	2008-11	TIE ROD M10 X 1.25	506-1520-81	180-1023	506-1520-19	180-1024
SUMMIT FREERIDE 800R	2011	TIE ROD M10 X 1.25	506-1520-81	180-1023	506-1520-19	180-1024
SUMMIT HILLCLIMB 800R	2009	TIE ROD M10 X 1.25	506-1520-81	180-1023	506-1520-19	180-1024
SUMMIT SP 600 ETEC	2016-19	TIE ROD M10 X 1.25			506-1526-84	180-1022
SUMMIT SP 600R ETEC	2019-21	TIE ROD M10 X 1.25	506-1523-44	180-1030	506-1526-84	180-1022
SUMMIT SP 800 ETEC	2012-15	TIE ROD M10 X 1.25	506-1520-81	180-1023	506-1520-19	180-1024
SUMMIT SP/X 850 ETEC	2017-21	TIE ROD M10 X 1.25	506-1523-44	180-1030	506-1526-84	180-1022
SUMMIT SPORT 600 CARB	2011-20	TIE ROD M10 X 1.25	506-1520-81	180-1023	506-1520-19	180-1024
SUMMIT SPORT 800R PTEK	2011-16	TIE ROD M10 X 1.25	506-1520-81	180-1023	506-1520-19	180-1024
SUMMIT X 600HO	2010	TIE ROD M10 X 1.25	506-1520-81	180-1023	506-1520-19	180-1024
SUMMIT X 600R ETEC	2019	TIE ROD M10 X 1.25	506-1523-44	180-1030	506-1526-84	180-1022
SUMMIT X 800 ETEC	2015-16	TIE ROD M10 X 1.25			506-1526-84	180-1022
SUMMIT X 800R	2008-15	TIE ROD M10 X 1.25	506-1520-81	180-1023	506-1520-19	180-1024
TNT	1972-78	TIE ROD 3/8"-24 NF	414-1358-00	180-1005	414-1357-00	180-1004
TOURING 380/500 FAN	2001	TIE ROD M10 X 1.25	414-7681-00	180-1031	414-7680-00	
TOURING 500 L/C	2000	TIE ROD M10 X 1.25	414-7681-00	180-1031	414-7680-00	

TERMS & INDEX

NEW

HELMETS

HELMET ACCESSORIES

APPAREL

ACCESSORIES

TRACKS & SUSPENSION

STEERING

TRANS MISSION

PLOW & WINCH

WIND SHIELDS

BRAKES & CARB.

ENGINE PARTS

ELECTRICAL

TRAILER

CHEMICALS

TECH & TOOLS

P.O.P

TIE ROD ENDS

CODE = B

KEYWORD = 16B



See Page 432 for Images

	Model	Years	Type	Left		Right	
				OEM	Part No.	OEM	Part No.
	Ski-Doo™						
NEW	TOURING E/LE/SLE/LT	1995-00	TIE ROD M10 X 1.25	414-7681-00	180-1031	414-7680-00	
	TUNDRA 300	2006	TIE ROD M10 X 1.25	506-1514-95	180-1031		
	TUNDRA 300F	2006-09	DRAG LINK ROD MALE M10	506-1518-45	180-1031		
HELMETS	TUNDRA 600HO ETEC	2011-20	TIE ROD M10 X 1.25	506-1520-81	180-1023	506-1520-19	180-1024
	TUNDRA II, LT, R	1996-00	TIE ROD M10 X 1.25	414-7681-00	180-1031	414-7680-00	
	TUNDRA LT 550F	2011-20	TIE ROD M10 X 1.25	506-1520-81	180-1023	506-1520-19	180-1024
	TUNDRA LT 600 ACE	2011-20	TIE ROD M10 X 1.25	506-1520-81	180-1023	506-1520-19	180-1024
HELMET ACCESSORIES	TUNDRA R	2002-05	TIE ROD M10 X 1.25	506-1514-95	180-1031	414-7680-00	
	TUNDRA SPORT 550F	2012-20	TIE ROD M10 X 1.25	506-1520-81	180-1023	506-1520-19	180-1024
	TUNDRA SPORT 600	2012-17	TIE ROD M10 X 1.25	506-1520-81	180-1023	506-1520-19	180-1024
	TUNDRA WT550	2014-19	TIE ROD M10 X 1.25	506-1520-81	180-1023	506-1520-19	180-1024
APPAREL	Yamaha™						
	CF 300	1986-90	TIE ROD M10 X 1.25	87S-23847-00-00	180-1008		
	CS 340	1989-00	TIE ROD M10 X 1.25	87S-23847-00-00	180-1008		
	ET 400 T/TR	1989-91	TIE ROD M10 X 1.25	87S-23847-00-00	180-1008		
	ET 410 T/TR	1991-02	TIE ROD M10 X 1.25	87S-23847-00-00	180-1008		
ACCESSORIES	ET, ENTICER (ALL)	1973-02	DRAG LINK M10 X 1.25	87S-23847-00-00	180-1008	87S-23845-00-00	
	EX 440	1980-81	TIE ROD M10 X 1.25	8F3-23847-00-00	180-1008	8F3-23841-00-00	
	EX 540	1979	TIE ROD M10 X 1.25	87S-23847-00-00	180-1008		
	EX 570	1978-93	TIE ROD M10 X 1.25	87S-23847-00-00	180-1008		
TRACKS & SUSPENSION	GS 300	1979	TIE ROD M10 X 1.25	8F3-23847-00-00	180-1008	8F3-23841-00-00	
	MOUNTAIN MAX 600/700	1997-02	TIE ROD M10 X 1.25	87S-23847-00-00	180-1008	8CR-23845-10-00	
	MOUNTAIN MAX 700	2003	TIE ROD M10 X 1.25	87S-23847-00-00	180-1008	8CR-23845-10-00	
	MOUNTAIN MAX 700 SRX	1998	TIE ROD M10 X 1.25	87S-23847-00-00	180-1008	8CR-23845-10-00	
	MOUNTAIN MAX 800	1997	TIE ROD M10 X 1.25	87S-23847-00-00	180-1008	8CR-23845-10-00	
STEERING	PZ480/500 (PHAZER ALL)	1984-01	TIE ROD M10 X 1.25	87S-23847-00-00	180-1008	87S-23845-00-00	
	PZ480/500 (PHAZER ALL)	1984-01	DRAG LINK M10 X 1.25	87S-23847-00-00	180-1008		
	SIDEWINDER R TX LE/SE	2017-18	THREAD M10 X P1.25	8JP-F3847-00-00	180-1029	1605-032	180-1027
TRANS MISSION	SIDEWINDER B TX LE/SE	2017-20	THREAD M10 X P1.25	8JP-F3847-00-00	180-1029	1605-032	180-1027
	SIDEWINDER L TX DX/LE/SE	2017-20	THREAD M10 X P1.25	8JP-F3847-00-00	180-1029	1605-032	180-1027
	SIDEWINDER M TX /LE/SE	2017-20	THREAD M10 X P1.25	8JP-F3847-00-00	180-1029	1605-032	180-1027
	SIDEWINDER S TX DX	2017-18	THREAD M10 X P1.25	8JP-F3847-00-00	180-1029	1605-032	180-1027
PLOW & WINCH	SIDEWINDER SRX LE	2019-20	THREAD M10 X P1.25	8JP-F3847-00-00	180-1029	1605-032	180-1027
	SIDEWINDER X TX LE/SE	2017-20	THREAD M10 X P1.25	8JP-F3847-00-00	180-1029	1605-032	180-1027
	SR 540	1980-91	TIE ROD M10 X 1.25	87S-23847-00-00	180-1008		
	SR VENTURE DX	2018	THREAD M10 X P1.25	8JP-F3847-00-00	180-1029	1605-032	180-1027
WIND SHIELDS	SRVIPER B TX LE	2017	THREAD M10 X P1.25	8JP-F3847-00-00	180-1029	1605-032	180-1027
	SRVIPER L TX /DX/LE/SE	2014-20	THREAD M10 X P1.25	8JP-F3847-00-00	180-1029	1605-032	180-1027
	SRVIPER M TX /LE/SE	2015-17	THREAD M10 X P1.25	8JP-F3847-00-00	180-1029	1605-032	180-1027
	SRVIPER R TX /DX/LE/SE	2014-18	THREAD M10 X P1.25	8JP-F3847-00-00	180-1029	1605-032	180-1027
BRAKES & CARB.	SRVIPER S TX DX	2015-17	THREAD M10 X P1.25	8JP-F3847-00-00	180-1029	1605-032	180-1027
	SRVIPER X TX LE/SE	2014-16	THREAD M10 X P1.25	8JP-F3847-00-00	180-1029	1605-032	180-1027
	SRX 440	1981	TIE ROD M10 X 1.25	8F3-23847-00-00	180-1008	8F3-23841-00-00	
	SRX 600/700	1998-03	TIE ROD M10 X 1.25	87S-23847-00-00	180-1008		
ENGINE PARTS	SX 500/600/700	1998-02	TIE ROD M10 X 1.25	87S-23847-00-00	180-1008		
	SX R 500/600/700	2000-02	TIE ROD M10 X 1.25	87S-23847-00-00	180-1008		
	SX VENOM, ER	2004-05	TIE ROD M10 X 1.25	87S-23847-00-00	180-1008		
	SXV 700 VIPER/ER	2002-05	TIE ROD M10 X 1.25	87S-23847-00-00	180-1008		
	SXV VIPER MOUNTAIN	2003-05	TIE ROD M10 X 1.25	87S-23847-00-00	180-1008		
ELECTRICAL	SXVIPER X TX SE	2017	THREAD M10 X P1.25	8JP-F3847-00-00	180-1029	1605-032	180-1027
	TRANSPORTER 600	2020	THREAD M10 X P1.25	8JP-F3847-00-00	180-1029	1605-032	180-1027
	VK 540	2017-20	TIE ROD M10 X 1.25	87S-23847-00-00	180-1008	87S-23845-00-00	
	VK 540	1988-92	TIE ROD M10 X 1.25	87S-23847-00-00	180-1008	8F3-23841-00-00	
TRAILER	VK 540 II	1993-96	TIE ROD M10 X 1.25	87S-23847-00-00	180-1008	87S-23845-00-00	
	VK 540 III	1997-06	TIE ROD M10 X 1.25	87S-23847-00-00	180-1008	87S-23845-00-00	
	VK 540 III	1997-06	TIE ROD M10 X 1.25	87S-23847-00-00	180-1008		
	VK 540, II	1993-96	TIE ROD M10 X 1.25	87S-23847-00-00	180-1008		
CHEMICALS	V-MAX 4 750/800	1992-98	TIE ROD M10 X 1.25	87S-23847-00-00	180-1008		
	V-MAX, VX50	1994-01	TIE ROD M10 X 1.25	87S-23847-00-00	180-1008		
	V-MAX, VX540	1983-91	TIE ROD M10 X 1.25	87S-23847-00-00	180-1008		
	V-MAX, VX600	1994-03	TIE ROD M10 X 1.25	87S-23847-00-00	180-1008		
	V-MAX, VX700	1998-02	TIE ROD M10 X 1.25	87S-23847-00-00	180-1008		
TECH & TOOLS	VT480 VENTURE	1991-01	TIE ROD M10 X 1.25	87S-23847-00-00	180-1008		
	VT500 VENTURE	1997-01	TIE ROD M10 X 1.25	87S-23847-00-00	180-1008		
	VT500 VENTURE XL	1999-06	TIE ROD M10 X 1.25	87S-23847-00-00	180-1008		
	VT600 VENTURE	1998-06	TIE ROD M10 X 1.25	87S-23847-00-00	180-1008		
P.O.P	VT700 VENTURE	1998-05	TIE ROD M10 X 1.25	87S-23847-00-00	180-1008		

RADIUS RODS



Part No. Code Keyword
182-0000 B 16B INCLUDES BUSHINGS



Part No. Code Keyword
182-0001 B 16B INCLUDES BUSHINGS



Part No. Code Keyword
184-0000 B 16B



Part No. Code Keyword
184-0001 B 16B



Part No. Code Keyword
184-0002 B 16B



Part No. Code Keyword
184-0003 B 16B



Part No. Code Keyword
184-0004 B 16B



Part No. Code Keyword
184-0005 B 16B INCLUDES BUSHINGS



Part No. Code Keyword
184-0006 B 16B



Part No. Code Keyword
184-0007 B 16B INCLUDES BUSHINGS



Part No. Code Keyword
184-0008 B 16B



Part No. Code Keyword
184-0009 B 16B INCLUDES BUSHINGS



Part No. Code Keyword
184-0011 B 16B

POLARIS™ RADIUS ROD BUSHING KIT



4 piece stainless steel tubing.
8 piece delrin bushings.
Application: RXL/XLT 97-98

Part No. Code Keyword
184-3002 B 16B

Model	Year	UPPER RADIUS ROD		LOWER RADIUS ROD	
		OEM	Part No.	OEM	Part No.
Polaris					
340	2008	1820679-067	184-0000	1820677-067	184-0001
340 EDGE LX	2007	1820679-067	184-0000	1820677-067	184-0001
340 EDGE TOURING	2007	1820679-067	184-0000	1820677-067	184-0001
340 EDGE / EDGE CLASSIC	2003	1820679-067	184-0000	1820677-067	184-0001
340 TRANSPORT	2008	1820679-067	184-0000	1820677-067	184-0001
440 INDY	1998	1822435	184-0007	1822410-067	184-0006
440 LC	1997	-	-	1822410-067	184-0006
500	1998	1822375-067	184-0003	1822377-067	184-0002
500 CLASSIC, TOURING	1999-01	1822510	184-0005	1822383-067	184-0004
500 CLASSIC	2003	1820679-067	184-0000	1820677-067	184-0001
500 EDGE	2003	1820679-067	184-0000	1820677-067	184-0001
500 EFI	1997	-	-	1822383-067	184-0004
500 INDY	1997	1822510	184-0005	1822383-067	184-0004
500 INDY	1998	1822375-067	184-0003	1822377-067	184-0002
500 INDY	1999-00	1822510	184-0005	1822383-067	184-0004
500 INDY	2001	1820679-067	184-0000	1820677-067	184-0001
500 RMK	1997-99	1822420-067	184-0009	1822444-067	184-0008
500 RMK	2000-01	-	-	1822444-067	184-0008
500 SKS	1997	1822420-067	184-0009	1822444-067	184-0008
500 TRANSPORT	2009-10	1820679-067	184-0000	1820677-067	184-0001

TERMS & INDEX
NEW
HELMETS
HELMET ACCESSORIES
APPAREL
ACCESSORIES
TRACKS & SUSPENSION
STEERING
TRANS MISSION
PLOW & WINCH
WIND SHIELDS
BRAKES & CARB.
ENGINE PARTS
ELECTRICAL
TRAILER
CHEMICALS
TECH & TOOLS
P.O.P

RADIUS RODS

CODE = B

KEYWORD = 16B



See Page 441 for Images

	Model	Year	UPPER RADIUS ROD		LOWER RADIUS ROD	
			OEM	Part No.	OEM	Part No.
NEW	Polaris™					
	500 XC	2001	1820679-067	184-0000	1820677-067	184-0001
	500 XC SP	2001	1820679-067	184-0000	1820677-067	184-0001
HELMETS	500 XC SP	2007	1820679-067	184-0000	1820677-067	184-0001
	500 XC SP (ALL OPTIONS)	2003-04	1820679-067	184-0000	1820677-067	184-0001
	550 CLASSIC	2003	1820679-067	184-0000	1820677-067	184-0001
	550 EDGE LX	2007-08	1820679-067	184-0000	1820677-067	184-0001
HELMET ACCESSORIES	600 CLASSIC	2003	1820679-067	184-0000	1820677-067	184-0001
	600 CLASSIC EDGE	2001	1820679-067	184-0000	1820677-067	184-0001
	600 RMK	1998-99	—	—	1822444-067	184-0008
	600 TRIUMPH	2000	1822510	184-0005	1822383-067	184-0004
APPAREL	600 XC SP	2001	1820679-067	184-0000	1820677-067	184-0001
	600 XC SP EDGE	2000	1820679-067	184-0000	1820677-067	184-0001
	600 XC SP (ALL OPTIONS)	2003-04	1820679-067	184-0000	1820677-067	184-0001
ACCESSORIES	700 CLASSIC	2002-03	1820679-067	184-0000	1820677-067	184-0001
	700	1997-99	—	—	1822444-067	184-0008
	700 SKS	1997-99	1822375-067	184-0003	1822377-067	184-0002
	700 XC SP	2001	1820679-067	184-0000	1820677-067	184-0001
	700 XC SP (ALL OPTIONS)	2003	1820679-067	184-0000	1820677-067	184-0001
TRACKS & SUSPENSION	700 XC EDGE	2004	1820679-067	184-0000	1820677-067	184-0001
	800 XC EDGE	2003-04	1820679-067	184-0000	1820677-067	184-0001
	800 XC SP	2004	1820679-067	184-0000	1820677-067	184-0001
	800 XC SP (ALL OPTIONS)	2003	1820679-067	184-0000	1820677-067	184-0001
STEERING	CLASSIC, TOURING	1997-00	1822510	184-0005	1822383-067	184-0004
	RXL	1997	—	—	1822383-067	184-0004
	SPORT	1997-98	1822420-067	184-0009	1822444-067	184-0008
	SPORT	1999	1822435	184-0007	1822410-067	184-0006
TRANS MISSION	SPORT TOURING	1995-96	1822121-067	184-0011	—	—
	SPORT TOURING	1997-98	1822420-067	184-0009	1822444-067	184-0008
	SPORT TOURING, ES	1999-03	1822435	184-0007	1822410-067	184-0006
	SPORT, SKS	1994-96	1822121-067	184-0011	—	—
PLOW & WINCH	STORM	1993-96	1822121-067	184-0011	—	—
	STORM	1997-98	1822435	184-0007	1822410-067	184-0006
	STORM, RMK	1996	1822121-067	184-0011	—	—
	STORM, RMK	1997	1822420-067	184-0009	1822444-067	184-0008
WIND SHIELDS	STORM SE	1997	—	—	1822444-067	184-0008
	STORM SKS	1993-96	1822121-067	184-0011	—	—
	SUPERSPORT	1997-98	1822435	184-0007	1822410-067	184-0006
	SUPERSPORT (ALL OPTIONS)	1999-08	1822510	184-0005	1822383-067	184-0004
BRAKES & CARB.	TRAIL	1997-98	1822435	184-0007	1822410-067	184-0006
	TRAIL	1999	1822510	184-0005	1822383-067	184-0004
	TRAIL RMK	1997-01	1822420-067	184-0009	1822444-067	184-0008
	TRAIL TOURING	1997-00	1822435	184-0007	1822410-067	184-0006
ENGINE PARTS	TRAIL TOURING DLX	2007	1820679-067	184-0000	1820677-067	184-0001
	TRAIL TOURING / FLEET / TRANSPORT	2008-10	1820679-067	184-0000	1820677-067	184-0001
	TRANSPORT	1996	1822121-067	184-0011	—	—
	TRANSPORT	1997-98	1822420-067	184-0009	1822444-067	184-0008
	TRANSPORT	1999	1822435	184-0007	1822410-067	184-0006
ELECTRICAL	ULTRA	1997-98	1822510	184-0005	1822383-067	184-0004
	ULTRA RMK	1996	1822121-067	184-0011	—	—
	ULTRA SP, SPX	1997	1822375-067	184-0003	1822377-067	184-0002
	ULTRA TOURING	1997-98	—	—	1822383-067	184-0004
TRAILER	WIDETRAK GT	1994-96	1822121-067	184-0011	—	—
	WIDETRAK GT	1997	1822420-067	184-0009	1822444-067	184-0008
	WIDETRAK LX	1994-96	1822121-067	184-0011	—	—
	WIDETRAK LX	1997-10	1822420-067	184-0009	1822444-067	184-0008
CHEMICALS	XCF, SP	1997-99	1822375-067	184-0003	1822377-067	184-0002
	XLT	1994-95	1822121-067	184-0011	—	—
	XLT	1997	1822435	184-0007	1822410-067	184-0006
	XLT CLASSIC	1998-99	1822510	184-0005	1822383-067	184-0004
TECH & TOOLS	XLT LTD, SP	1997-98	1822510	184-0005	1822383-067	184-0004
	XLT RMK	1997	1822420-067	184-0009	1822444-067	184-0008
	XLT SKS, SP	1994-96	1822121-067	184-0011	—	—
	XLT SP	1998-99	1822375-067	184-0003	1822377-067	184-0002
P.O.P	XLT TOURING	1997-99	1822510	184-0005	1822383-067	184-0004



See Page 441 for Images

Model	Year	UPPER RADIUS ROD		LOWER RADIUS ROD	
		OEM	Part No.	OEM	Part No.
Ski-Doo™					
ELITE 1500	2004	N/A	N/A	505-0704-02	182-0001
FORMULA 500 DLX	2004	N/A	N/A	505-0704-02	182-0001
FORMULA 600 DLX	2001	N/A	N/A	505-0704-02	182-0001
FORMULA 700 DLX	2000-01	N/A	N/A	505-0704-02	182-0001
FORMULA Z 600	2000-01	505-0702-14	182-0000	505-0704-02	182-0001
FORMULA Z 700	2000	505-0702-14	182-0000	505-0704-02	182-0001
GRAND TOURING 380 F	2000	N/A	N/A	505-0704-02	182-0001
GRAND TOURING 500	2002-03	N/A	N/A	505-0704-02	182-0001
GRAND TOURING 550 F	2001-02	N/A	N/A	505-0704-02	182-0001
GRAND TOURING 600	2003	N/A	N/A	505-0704-02	182-0001
GRAND TOURING 700	2000-02	N/A	N/A	505-0704-02	182-0001
GRAND TOURING 800, SDI	2002-03	N/A	N/A	505-0704-02	182-0001
LEGEND 380 F	2002-04	N/A	N/A	505-0704-02	182-0001
LEGEND 500 F	2002-03	N/A	N/A	505-0704-02	182-0001
LEGEND 500 SS	2002-04	N/A	N/A	505-0704-02	182-0001
LEGEND 550 F	2004	N/A	N/A	505-0704-02	182-0001
LEGEND 600, HO SDI	2002-04	N/A	N/A	505-0704-02	182-0001
LEGEND 700	2002-04	N/A	N/A	505-0704-02	182-0001
LEGEND 800	2002	N/A	N/A	505-0704-02	182-0001
LEGEND 800 SDI	2003-04	N/A	N/A	505-0704-02	182-0001
MX Z 380 F	2002-04	N/A	N/A	505-0704-02	182-0001
MX Z 500	2000-03	505-0702-14	182-0000	505-0704-02	182-0001
MX Z 550 F	2002-04	N/A	N/A	505-0704-02	182-0001
MX Z 600, HO	1999-03	505-0702-14	182-0000	505-0704-02	182-0001
MX Z 700	1999-03	505-0702-14	182-0000	505-0704-02	182-0001
MX Z 800	2000-03	505-0702-14	182-0000	505-0704-02	182-0001
MX Z X 400 LC	1999	505-0702-14	182-0000	N/A	N/A
SKANDIC 500 F	2003	N/A	N/A	505-0704-02	182-0001
SKANDIC 550 F	2004	N/A	N/A	505-0704-02	182-0001
SUMMIT 600	2001	N/A	N/A	505-0704-02	182-0001
SUMMIT 700	2001	N/A	N/A	505-0704-02	182-0001
SUMMIT 800	2001	N/A	N/A	505-0704-02	182-0001



- TERMS & INDEX
- NEW
- HELMETS
- HELMET ACCESSORIES
- APPAREL
- ACCESSORIES
- TRACKS & SUSPENSION
- STEERING
- TRANS MISSION
- PLOW & WINCH
- WIND SHIELDS
- BRAKES & CARB.
- ENGINE PARTS
- ELECTRICAL
- TRAILER
- CHEMICALS
- TECH & TOOLS
- P.O.P

RADIUS ROD ENDS



Part No.	Code	Keyword
180-1012	B	16B

Replaces: 7061052 / 7060162 / 7061027
Thread Spec: Right Thread, 1/2"-P20 x 42mm.

Model	Year	Position
Polaris™		
440 INDY	1998	B
440 LC	1997	B
500 CLASSIC, TOURING	1999-01	B
500 RMK	1997-01	B
500 SKS	1997	B
500 XC	1999	B
500 XC SP	1999	B
600 RMK	1998-99	B
700 RMK	1997-99	B
700 XC SP	1999	B
CLASSIC, TOURING	1997-00	B
SPORT	1997-99	B
SPORT TOURING	1997-03	B
STORM	1997-98	B
STORM SE	1997	B
STORM, RMK	1997	B
SUPERSPORT	1997-98	B
TRAIL	1997-98	B
TRAIL RMK	1997-01	B
TRAIL TOURING	1997-00	B
TRANSPORT	1997-99	B
WIDETRAK GT	1997	B
WIDETRAK LX	1997-10	B
XLT	1997	B
XLT RMK	1997	B



Part No.	Code	Keyword
180-1014	B	16B

Replaces: 7061071
Thread Spec: Right Thread, 1/2"-P20 x 39mm.

Model	Year	Position
Polaris™		
500	1998	B
500 INDY	1998	B
700 SKS	1997-99	B
ULTRA SP, SPX	1997	B
XCF, SP	1997-99	B
XLT SP	1998-99	B

See Page 445 For Positions A & B In Diagram



Part No.	Code	Keyword
180-1013	B	16B

Replaces: 7061049 / 7061010 / 7060155
Thread Spec: Right Thread, 7/16"-P20 x 32mm.

Model	Year	Position
Polaris™		
500	1998	A
500 CLASSIC, TOURING	1999-01	B
500 EFI	1997	B
500 INDY	1997	B
500 INDY	1998	A
500 INDY	1999-00	B
500 XC	1999	A
500 XC SP	1999	A
600 TRIUMPH	2000	B
700 SKS	1997-99	A
700 XC SP	1999-00	A
CLASSIC, TOURING	1997-00	B
RXL	1997	B
SPORT TOURING	1995-96	A
SPORT, SKS	1994-96	A
STORM	1993-96	A
STORM SKS	1993-96	A
STORM, RMK	1996	A



Part No.	Code	Keyword
180-1015	B	16B

Replaces: 7061060
Thread Spec : Right Thread, 1/2"-P20 x 42mm.

Model	Year	Position	Model	Year	Position
Polaris™			Polaris™		
340	2008	B	600 XC SP	2001	B
340 EDGE / EDGE	2003	B	600 XC SP	2003-04	B
CLASSIC			(ALL OPTIONS)		
340 EDGE LX	2007	B	600 XC SP EDGE	2000	B
340 EDGE TOURING	2007	B	700 CLASSIC	2002-03	B
340 TRANSPORT	2008	B	700 XC EDGE	2004	B
500 CLASSIC	2003	B	700 XC SP	2001	B
500 EDGE	2003	B	700 XC SP	2003	B
500 INDY	2001	B	(ALL OPTIONS)		
500 XC	2001	B	800 XC EDGE	2003-04	B
500 XC SP	2001, 07	B	800 XC SP	2004	B
(ALL OPTIONS)			800 XC SP	2003	B
500 XC SP	2003-04	B	(ALL OPTIONS)		
(ALL OPTIONS)			TRAIL TOURING	2008-10	B
550 CLASSIC	2003	B	(ALL OPTIONS)		
550 EDGE LX	2007-08	B	TRAIL TOURING DLX	2007	B
600 CLASSIC	2003	B			
600 CLASSIC EDGE	2001	B			

RADIUS ROD ENDS



Part No.	Code	Keyword
180-1016	B	16B

Replaces: 7060127

Thread Spec: Right Thread, 1/2"- P20 x 38mm.

Model	Year	Position
Polaris™		
400	1985-91	B
440	1992	B
500	1989-92	B
600	1985-87	B
650	1988-92	B
400 SKS	1987-88	B
440 XCR	1992	B
500 CLASSIC	1991	B
500 SKS	1989-92	B
500 SP	1989-92	B
500 SP EFI	1992	B
600 LE	1986	B
600 SE	1985	B
650 RXL	1990-92	B
650 RXL SKS	1991-92	B
650 SKS	1988-90	B
CLASSIC	1988-90, 92	B
FIN 400, SKS	1988	B
FIN 500	1990	B
FIN 500 SKS	1988-90, 92	B
FIN 500 SP	1990	B
FIN 650	1988 & 90	B
FIN 650 SKS	1988-90	B
FIN CLASSIC	1990	B
FIN RXL SKS	1992	B
FIN SPORT	1988	B
FIN TRAIL (ALL OPTIONS)	1988 & 90	B
NOR 400 (ALL OPTIONS)	1987-89	B
NOR 500	1989	B
NOR 500 CLASSIC	1989-90	B
NOR 500 SKS	1989-90	B
NOR 600	1986-87	B
NOR 650	1989-90	B
NOR 650 SKS	1988-90	B
NOR SPORT	1987-90	B
NOR SPORT GT	1989-90	B
NOR TRAIL (ALL OPTIONS)	1986-90	B
NOR WIDE TRAK	1990	B
SPORT	1987-92	B
SPORT GT	1990-92	B
SUPERTRAK	1992	B

Model	Year	Position
Polaris™		
SWE 400	1988-89	B
SWE 400 SKS	1988	B
SWE 440	1992	B
SWE 440 XCR	1992	B
SWE 500	1991	B
SWE 500 CLASSIC	1989-90	B
SWE 500 SKS	1989-92	B
SWE 500 SP	1990 & 92	B
SWE 650	1991-92	B
SWE 650 RXL, SKS	1991-92	B
SWE 650 SKS	1988-90	B
SWE SPORT	1988-90, 92	B
SWE SPORT GT	1989-92	B
SWE SUPERTRAK	1992	B
SWE TRAIL (ALL OPTIONS)	1985-92	B
SWE WIDE TRAK	1990-92	B
TRAIL (ALL OPTIONS)	1985-92	B
WIDETRAK	1991-92	B
XC 400	1991	B
XLT SP	1992	B

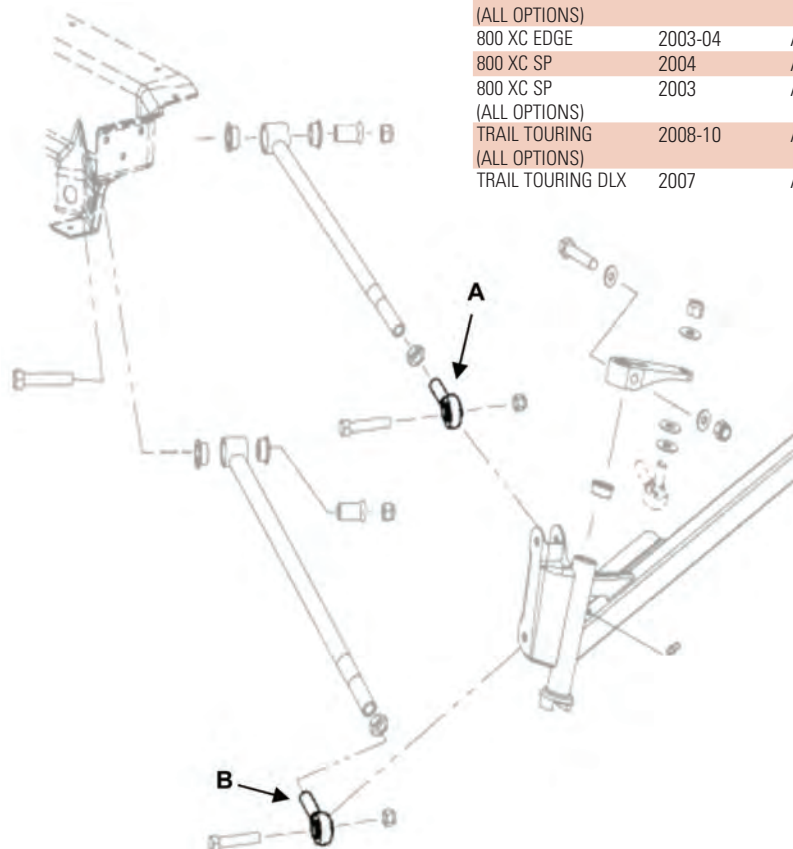


Part No.	Code	Keyword
180-1017	B	16B

Replaces: 7061061

Thread Spec: Right Thread, 7/16"-P20 x 32mm.

Model	Year	Position
Polaris™		
340	2008	A
340 EDGE / EDGE CLASSIC	2003	A
340 EDGE LX	2007	A
340 EDGE TOURING	2007	A
340 TRANSPORT	2008	A
500 CLASSIC	2003	A
500 EDGE	2003	A
500 INDY	2001	A
500 XC	2001	A
500 XC SP	2001, 07	A
500 XC SP (ALL OPTIONS)	2003-04	A
550 CLASSIC	2003	A
550 EDGE LX	2007-08	A
600 CLASSIC	2003	A
600 CLASSIC EDGE	2001	A
600 XC SP	2001	A
600 XC SP (ALL OPTIONS)	2003-04	A
600 XC SP EDGE	2000	A
700 CLASSIC	2002-03	A
700 XC EDGE	2004	A
700 XC SP	2001	A
700 XC SP (ALL OPTIONS)	2003	A
800 XC EDGE	2003-04	A
800 XC SP	2004	A
800 XC SP (ALL OPTIONS)	2003	A
TRAIL TOURING	2008-10	A
TRAIL TOURING DLX	2007	A





SWEEP



**SEE PAGES 98-117 FOR
SWEEP MONOSUITS, JACKETS,
PANTS AND YOUTH SUITS AND
PAGES 125-126 FOR GLOVES**

TRANSMISSION

2022 SNOW CATALOGUE

DRIVE BELT PREVENTATIVE MAINTENANCE

SYMPTOMS...

CAUSE...

TREATMENT...

1. Uneven belt wear on one side only.

- A. Pulley Misalignment.
- B. Loose engine mount(s).
- C. Rough or scratched pulley surface.

- A. Align pulleys.
- B. Replace or tighten engine mount.
- C. Grind or polish pulley(s).

2. Belt glazed excessively or has baked appearance.

- Excessive slippage caused by:
- A. Insufficient pressure on belt sides.
 - B. Excessive horsepower for belt and converter.
 - C. Excessive oil on pulley surfaces.
 - D. Insufficient pre-load on driven spring.
 - E. Excessive operation in low gear position.

- A. Check driver pulley for smooth actuation.
- B. Consult dealer.
- C. Check bearing seals, clean pulley surface.
- D. Consult operators manual.
- E. Inspect converter.

3. Belt worn excessively in top width

- A. Excessive slippage.
- B. Rough or scratched pulley surface.
- C. Improper belt angle.
- D. Considerable use belt wearing out.

- A. Check driver pulley for smooth actuation.
- B. Grind or polish pulley(s).
- C. Consult dealer.
- D. Replace belt.

4. Belt worn narrow in one section.

- Excessive slippage in driver pulley caused by:
- A. Locked track.
 - B. Converter not functioning properly.
 - C. Engine idle speed too high.

- A. Rotate track by hand until free.
- B. Repair or replace converter.
- C. Reduce engine RPM.

5. Belt too tight during engine idle.

- A. Idle speed too high.
- B. Incorrect belt or belt length.
- C. Incorrect drive center distance.
- D. Idle bearing seized.

- A. Reduce engine RPM.
- B. See operators manual.
- C. See operators manual, reduce centre distance.
- D. Replace bearing.

6. Concave worn belt side(s).

- A. Excessive ride-out on driver pulley
- B. Drive misalignment.
- C. Rough or scratched pulley surface.
- D. Excessive slippage.

- A. Repair or replace driver pulley.
- B. Align pulleys.
- C. Grind or polish pulleys.
- D. Repair or replace driver pulley.

7. Belt disintegration

- A. Excessive belt speed.
- B. Sheave misalignment causing belt flip-over.
- C. Excessive slippage causing heat build-up in belt.
- D. Excessive operation in low gear position.

- A. Reduce engine RPM at high speed.
- B. Align sheaves.
- C. Inspect converter.
- D. Inspect converter.

8. Belt "flip-over" at high speed.

- A. Pulley misalignment.
- B. Excessive belt speed.
- C. Excessive ride-out on driver pulley.
- D. Incorrect belt length.

- A. Align pulleys.
- B. Reduce engine RPM.
- C. Repair or replace driver pulley.
- D. See operators manual.

9. Belt edge cord broken.

- A. Pulley misalignment.
- B. Improper belt installation.
- C. Engagement speed too high.

- A. Align pulleys.
- B. See operators manual.
- C. Reduce engagement speed.

10. Flex cracks between cogs.

- A. Considerable use, belt wearing out.
- B. Bent pulley(s) flange causing belt flutter.
- C. Excessive operation in low.
- D. Extremely low temperature.

- A. Replace belt.
- B. Repair or replace pulley.
- C. Inspect converter.
- D. Warm up belt slowly.

11. Sheared cogs, compression section fractured or torn.

- A. Improper belt installation.
- B. Belt rubbing stationary object.
- C. Idler bearing seized.

- A. See operators manual.
- B. Check drive components.
- C. Replace bearing.

12. Broken belt.

- A. Engagement RPM too high.
- B. Belt hanging up in bottom of driven pulley.
- C. Locked track.


- A. Reduce engagement RPM.
- B. Belt too short, replace.
- C. Rotate track by hand.

The Genius of Continuous Evolution



The next generation of Continuously Variable Transmission (CVT) belts.

G-Force belts can handle even the most demanding off-road conditions. Just drop in a G-Force belt and be on your way for work or play.



Gates G-Force Continuously Variable Transmission (CVT) belts are the ultimate, high-tech component for transferring power on your ATV, UTV, snowmobile or other powersports equipment.

Progressive Design and Technology

- › Exceeds Original Equipment technology and durability
- › High performance neoprene rubber
- › Advanced tensile cord materials with 5 times the strength of steel
- › Advanced trapezoid top notch and rounded cog design
- › Superior flexibility and heat dissipation
- › Drop-in Installation with no clutch adjustment required



Gates all-new G-Force C12 belt is a revolutionary breakthrough in CVT belt design. It is the first belt of its kind with a carbon tensile cord for exceptional strength, flexibility, durability and performance in the most demanding off-road and on-the-job conditions.

Why Carbon Tensile?

- › Minimal stretch under load results in consistent shifting RPM
- › Allows for maintaining peak power throughout the shift curve
- › Wears evenly to reduce belt failure due to edge cord pullout

Excellence in Engineering

Strength: Utilizing a carbon tensile cord, combining minimal stretch with extraordinary strength.

Flexibility: High performance neoprene with a trapezoidal top-notch and rounded bottom cog design maximizing heat control and flexibility.

Durability: Carbon tensile cords are bonded to aramid fiber loaded rubber with specially formulated adhesion gum.

Strength: Utilizing a carbon tensile cord, combining minimal stretch with extraordinary strength.

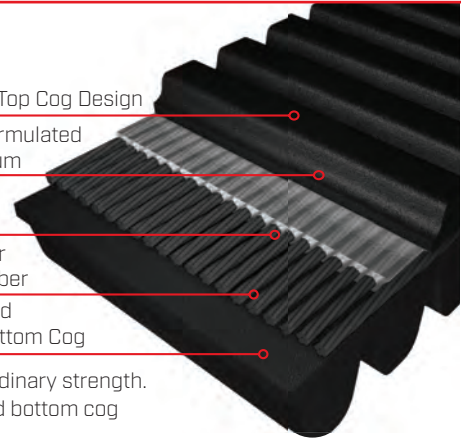
Trapezoidal Top Cog Design

Specially Formulated Adhesion Gum

Carbon Tensile Cord

Aramid Fiber Loaded Rubber

Cloth-infused Rounded Bottom Cog



G-FORCE™ REDLINE™ CVT BELT

Why G-Force™ RedLine™ CVT Belts?

- › Greater heat resistance and recovery, even under severe duty cycles.
- › Optimized, patented EE compound maximizes axial stiffness enabling belts to run at higher continuous torques or loads.
- › Innovative design results in better acceleration, higher top speeds, less speed ratio and energy loss in extreme off-road environments.
- › Improved durability, crack and wear-resistance means a longer-lasting, high-performance power transmission belt for the most demanding applications.
- › Reduced environmental risk – made without harmful chlorinated compounds.



What's the Right CVT Belt for me?

Vehicle Type	G-Force™ CVT Belt	G-Force™ C12 CVT Belt	G-Force™ RedLine CVT Belt
Low-range engine size, stock vehicle (150-399cc)	Acceptable	Best	Not Available
Mid-range engine size, stock vehicle (400-799cc)	Acceptable	Better	Best If Available
High-range engine size, stock vehicle (800-1100cc)	Not Recommended		Best
Extremely High-range engine size, stock vehicle (up to 1300cc)			G-Force RedLine was specifically designed for these newer vehicles & turbo options
Extensive aftermarket vehicle/engine modifications/turbo charging			G-Force RedLine was specifically designed for these newer vehicles & turbo options

GATES G-FORCE DRIVE BELTS

CODE = C

KEYWORD = 21



TERMS & INDEX

CC	Model	Year	Drive Belt	Carbon Drive Belt	Redline Drive Belt
Ski-Doo™					
467	FORMULA MX LT	1990	37G4322		
467	FORMULA MX LT II	1990	37G4322		
467	FORMULA MX X	1991	42G4313	42C4313	
467	FORMULA MX XTC	1991	42G4313	42C4313	
467	FORMULA MX XTC E	1991	42G4313	42C4313	
467	FORMULA MX XTC R	1993	42G4313	42C4313	
467	FORMULA ST	1994	39G4266	39C4266	
467	FORMULA XTC	1992	42G4313	42C4313	
467	SAFARI GLX	1990-1992	42G4313	42C4313	
467	SAFARI LC	1990	42G4313	42C4313	
467	SAFARI LCE	1991-1992	42G4313	42C4313	
467	SUMMIT 470	1994	39G4266	39C4266	
467	SUMMIT 470-2	1994	39G4266	39C4266	
493	FORMULA DELUXE STANDARD 500	2001	39G4266	39C4266	
493	GRAND TOURING STANDARD 500	2001	39G4266	39C4266	
493	MX Z 500	2000	39G4266	39C4266	
493	MX Z TRAIL	2001	39G4266	39C4266	
494	FORMULA 500	1997-1998	39G4266	39C4266	
494	FORMULA 500 DELUXE	1997-1998	39G4266	39C4266	
494	FORMULA 500 LC	2000	39G4266	39C4266	
494	FORMULA SLS	1996	39G4266	39C4266	
494	FORMULA Z 500	1999	39G4266	39C4266	
494	GRAND TOURING 500	1996-1999	39G4266	39C4266	
494	MX Z 500	1998-1999	39G4266	39C4266	
494	SKANDIC WT	1997-2000	42G4313	42C4313	
494	SUMMIT 500	1996-1999	39G4266	39C4266	
494	TOURING 500 LC	2000	39G4266	39C4266	
496	NORDIK 60	1990-1991	37G4322		
496	SKANDIC 500	1995	39G4266	39C4266	
496	TOURING LE	1995	39G4266	39C4266	
496	TOURING SLE	1995	39G4266	39C4266	
497	FORMULA SL	1995-1999	39G4266	39C4266	
497	GRAND TOURING FAN 500F	2002	39G4266	39C4266	
497	LEGEND FAN 500F	2002	39G4266	39C4266	
497	MX Z 500	2002	39G4266	39C4266	
497	SKANDIC SPORT 500F	2003	39G4266	39C4266	
497	SKANDIC SWT	2002-2003	42G4313	42C4313	
497	SKANDIC WT	2002-2003	42G4313	42C4313	
497	SUMMIT FAN 500F	2002	39G4266	39C4266	
499	FORMULA DELUXE 500 LC	1999-2000	39G4266	39C4266	
499	GRAND TOURING SPORT 500	2002-2003	39G4266	39C4266	
499	LEGEND SPORT 500	2002-2003	39G4266	39C4266	
499	MX Z 500	2001	39G4266	39C4266	
499	MX Z ADRENALINE	2003	39G4266	39C4266	
499	MX Z SPORT	2002	39G4266	39C4266	
499	MX Z TRAIL	2002-2003	39G4266	39C4266	
499	SKANDIC WT	2001	42G4313	42C4313	
499	SUMMIT 500	2000	39G4266	39C4266	
500	MX Z ADRENALINE	2005-2007	48G4246	48C4246	48R4246
503	CHEYENNE	1991	37G4322		
503	CHEYENNE R	1991	37G4322		
503	FORMULA DELUXE 500	1999-2000	39G4266	39C4266	
503	FORMULA DELUXE 500F	2001	39G4266	39C4266	
503	SAFARI CHEYENNE	1990	37G4322		
503	SAFARI CHEYENNE R	1990	37G4322		
503	SAFARI RALLY	1993	37G4322		
503	SAFARI RALLY E	1994	37G4322		
503	SKANDIC 500	1996-2000	39G4266	39C4266	
503	SKANDIC II 503R	1993-1994	37G4322		
503	SKANDIC II 503R SLT	1993-1994	37G4322		
503	SKANDIC SWT	1997-2001	42G4313	42C4313	
503	SKANDIC WT	1995	39G4266	39C4266	
503	SKANDIC WT	1996	37G4322		
503	SKANDIC WT	1997-2001	42G4313	42C4313	
503	SKI HILL SPECIAL	1995	37G4322		
503	SUMMIT 500F	2001	39G4266	39C4266	
503	TOURING 500F	2001	39G4266	39C4266	
503	TOURING SLE	1996-2000	39G4266	39C4266	
536	FORMULA PLUS	1990	37G4322		
536	FORMULA PLUS	1991	42G4313	42C4313	
536	FORMULA PLUS E	1991	42G4313	42C4313	
536	FORMULA PLUS LT	1990	37G4322		
536	FORMULA PLUS LT II	1990	37G4322		

CC	Model	Year	Drive Belt	Carbon Drive Belt	Redline Drive Belt
Ski-Doo™					
536	FORMULA PLUS X	1991	37G4322		
536	FORMULA PLUS XTC	1991	42G4313	42C4313	
536	FORMULA PLUS XTC E	1991	42G4313	42C4313	
550	EXPEDITION SPORT	2005-2008	39G4266	39C4266	
550	FREESTYLE BACK COUNTRY 550F	2007-2009	39G4266	39C4266	
550	FREESTYLE PARK 550F	2007-2008	39G4266	39C4266	
550	FREESTYLE SESSION 550F	2007	39G4266	39C4266	
550	GSX FAN 550F	2005-2009	39G4266	39C4266	
550	GTX FAN 550F	2005-2009	39G4266	39C4266	
550	MX Z 550	2005-2009	39G4266	39C4266	
550	SKANDIC SUV 550F	2005-2007	42G4313	42C4313	
550	SKANDIC SUV 550F	2008-2009	48G4553	48C4553	48R4553
550	SKANDIC SWT	2005-2007	42G4313	42C4313	
550	SKANDIC SWT	2008	39G4266	39C4266	
550	SKANDIC TUNDRA	2008-2009	39G4266	39C4266	
550	SKANDIC WT	2005-2007	42G4313	42C4313	
550	SKANDIC WT	2008	39G4266	39C4266	
550	SKANDIC WT	2009	48G4553	48C4553	48R4553
550	SUMMIT FAN 550F	2005-2009	39G4266	39C4266	
553	EXPEDITION SPORT	2011	45G4222		
553	EXPEDITION SPORT	2012-2014	39G4266	39C4266	
553	EXPEDITION SPORT	2015-2020	42G4266	42C4266	42R4266
553	GRAND TOURING FAN 550F	2003	39G4266	39C4266	
553	GRAND TOURING SPORT	2010-2011	45G4222		
553	GRAND TOURING SPORT	2012-2014	39G4266	39C4266	
553	GRAND TOURING SPORT	2015	42G4266	42C4266	42R4266
553	GSX SPORT 550F	2010	45G4222		
553	LEGEND FAN 550F	2003-2004	39G4266	39C4266	
553	LEGEND FAN GT 550F	2004	39G4266	39C4266	
553	MX Z 550	2003-2004	39G4266	39C4266	
553	MX Z SPORT	2011	45G4222		
553	MX Z SPORT	2012-2014	39G4266	39C4266	
553	MX Z TNT	2010-2011	45G4222		
553	MX Z TNT	2012	39G4266	39C4266	
553	RENEGADE SPORT	2010-2011	45G4222		
553	RENEGADE SPORT	2012-2014	39G4266	39C4266	
553	SKANDIC	2019-2020	39G4266	39C4266	
553	SKANDIC SPORT 550F	2004	42G4313	42C4313	
553	SKANDIC SUV 550F	2004	42G4313	42C4313	
553	SKANDIC SUV 550F	2010	48G4553	48C4553	48R4553
553	SKANDIC SWT	2004	42G4313	42C4313	
553	SKANDIC TUNDRA	2010-2011	45G4222		
553	SKANDIC WT	2004	42G4313	42C4313	
553	SKANDIC WT	2010-2011	48G4553	48C4553	48R4553
553	SKANDIC WT	2012-2018	39G4266	39C4266	
553	SUMMIT FAN 550	2003-2004	39G4266	39C4266	
553	TUNDRA	2019-2020	42G4266	42C4266	42R4266
553	TUNDRA LT	2012-2014	39G4266	39C4266	
553	TUNDRA LT	2015-2018	42G4266	42C4266	42R4266
553	TUNDRA SPORT	2012	45G4222		
553	TUNDRA SPORT	2013-2014	39G4266	39C4266	
553	TUNDRA SPORT	2015-2018	42G4266	42C4266	42R4266
580	FORMULA MACH I	1990	42G4313	42C4313	
580	FORMULA PLUS X	1993	37G4322		
581	FORMULA Z 583	1999	39G4266	39C4266	
582	FORMULA GRAND TOURING	1993	37G4322		
582	FORMULA PLUS	1992	42G4313	42C4313	
582	FORMULA PLUS	1993	37G4322		
582	FORMULA PLUS 2	1993	37G4322		
582	FORMULA PLUS E	1992	42G4313	42C4313	
582	FORMULA PLUS E	1993	37G4322		
582	FORMULA PLUS EFI	1993	37G4322		
582	FORMULA PLUS XTC	1992-1993	37G4322		
582	FORMULA PLUS XTC E	1992	37G4322		
582	GRAND TOURING 583	1994	37G4322		
582	GRAND TOURING 583	1995-1996	39G4266	39C4266	
582	GRAND TOURING XTC	1994	37G4322		
583	FORMULA 583	1997	39G4266	39C4266	
583	FORMULA 583 DELUXE	1998	39G4266	39C4266	
583	FORMULA DELUXE 583	1999	39G4266	39C4266	
583	FORMULA MACH I XTC	1990	42G4313	42C4313	
583	FORMULA PLUS X	1992	37G4322		
583	FORMULA STX	1994-1996	39G4266	39C4266	
583	FORMULA STX II	1994	39G4266	39C4266	

NEW

HELMETS

HELMET ACCESSORIES

APPAREL

ACCESSORIES

TRACKS & SUSPENSION

STEERING

TRANS MISSION

PLOW & WINCH

WIND SHIELDS

BRAKES & CARB.

ENGINE PARTS

ELECTRICAL

TRAILER

CHEMICALS

TECH & TOOLS

P.O.P

Use What the Pros Use

Official belt of the CSRA Snow Cross Racers

RPX™

The All New RPX Race Series Belt from Dayco.

- Quicker Throttle Response
- Reduced Belt Slippage through RPM Range
- New Compound Allows for Quicker Upshifts & Downshifts for Improved Engine Braking.



www.dayco.com

DAYCO®
Racing™

DAYCO RACING RPX

The all new **Dayco Racing RPX™** belt, the official belt of the CSRA Snow Cross Racers was specifically engineered to provide maximum performance under the most extreme racing conditions. Beating the competition on the race course is just one of its several advantages. The RPX™ belt is made up of a specially blended polymer compound, making it the strongest aramid belt available in the market today.

- Precisely Pre-formed Cogs: Maximized flexibility and cooler running to extend belt life
- High Twist Aramid Cord: Provides increased strength under tension
- Specialized Polymer Blended Compound: Allows for quicker upshifts and downshifts and increased engine braking
- Engineered Design: Maximum flexibility extends belt life while delivering consistent performance

Part No.	Code	Keyword	Part No.	Code	Keyword
RPX5019	C	21	RPX5046	C	21
RPX5020	C	21	RPX5049	C	21
RPX5025	C	21	RPX5054	C	21
RPX5032	C	21	RPX5055	C	21
RPX5033	C	21	RPX5061	C	21
RPX5034	C	21			



DAYCO XTX

DAYCO® XTX (Xtreme Torque) Snowmobile Belt

Introducing Dayco's revolutionary XTX high horsepower drive belt. Bred from a rich history of experienced belt builders, the new XTX is specifically engineered to maximize the performance of high horsepower snowmobiles. Beating the competition on the CSRA race course is just one of many aspects that set the XTX belt apart from its competition. Specially formulated high temperature Polymer along with the highest level of engineered reinforcement proves to perform better in belt operating temperature and efficiency than leading competitors. Its innovative break-through design of deeper cogs on top and rounded cogs on the bottom yield the advantages of ultimate flexibility and longer belt life.

- The Dayco XTX belt offers:
 - Faster and more consistent throttle response at high speeds
 - Quicker throttle response at mid-speed acceleration
 - Greater secondary acceleration at high RPMs
 - Greater secondary acceleration as primary acceleration increases
 - Reduction in slippage during the highest levels of torque
- Providing more power to track
- Better performance during deceleration (more responsive engine braking)
- Tested and proven reliability at well over 12,000 RPMs
- A cooler-running temperature than the leading competitors
- **Confidence in knowing you're covered with a one year warranty**

Model	Code	Keyword	Model	Code	Keyword	Model	Code	Keyword
XTX5014	C	21	XTX5036	C	21	XTX5048	C	21
XTX5015	C	21	XTX5037	C	21	XTX5050	C	21
XTX5017	C	21	XTX5038	C	21	XTX5053	C	21
XTX5019	C	21	XTX5039	C	21	XTX5054	C	21
XTX5020	C	21	XTX5041	C	21	XTX5055	C	21
XTX5024	C	21	XTX5042	C	21	XTX5056	C	21
XTX5025	C	21	XTX5043	C	21	XTX5057	C	21
XTX5028	C	21	XTX5044	C	21	XTX5058	C	21
XTX5032	C	21	XTX5045	C	21	XTX5065	C	21
XTX5033	C	21	XTX5046	C	21	XTX5068	C	21
XTX5034	C	21	XTX5047	C	21			



DAYCO HPX

DAYCO HPX (High Performance Extreme) Snowmobile Belts Featuring Dayco's TOP COG design for increased flexibility and longer belt life, this high horsepower belt is constructed with over-sized p-aramid cords and CVT rubber compounding to deliver the increased strength and durability that's required to stand up to today's higher snowmobile engine RPM's and operating temperatures. Enjoy the exhilaration that comes from knowing that when you need to "clutch-down", the Dayco HPX Snowmobile Belt will deliver a full range of power to attack any terrain without a loss of horsepower.

This Dayco HPX Snowmobile Belt has been carefully inspected at the factory and has met rigid manufacturing specifications.

The Dayco HPX Snowmobile Belt is covered by a limited one-year warranty.

Model	Code	Keyword	Model	Code	Keyword	Model	Code	Keyword
HPX5000	C	21	HPX5011	C	21	HPX5020	C	21
HPX5001	C	21	HPX5012	C	21	HPX5021	C	21
HPX5002	C	21	HPX5013	C	21	HPX5022	C	21
HPX5003	C	21	HPX5014	C	21	HPX5024	C	21
HPX5004	C	21	HPX5015	C	21	HPX5025	C	21
HPX5005	C	21	HPX5016	C	21	HPX5026	C	21
HPX5007	C	21	HPX5017	C	21	HPX5029	C	21
HPX5008	C	21	HPX5018	C	21	HPX5030	C	21
HPX5009	C	21	HPX5019	C	21	HPX5031	C	21





DAYCO HP

DAYCO HP (High Performance) Snowmobile Belts Manufactured from aramid reinforced polychloroprene rubber compound and p-aramid cord to ensure superior strength, long-lasting dimensional integrity and longer belt life, this snowmobile belt ensures the dependable, smooth performance that you and your family prefer for leisurely, carefree days of trail riding.

This Dayco HP Snowmobile Belt has been carefully inspected at the factory and has met rigid manufacturing specifications.

The Dayco HP Snowmobile Belt is covered by a limited one-year warranty.

Model	Code	Keyword	Model	Code	Keyword	Model	Code	Keyword
HP3000	C	21	HP3013	C	21	HP3026	C	21
HP3001	C	21	HP3014	C	21	HP3027	C	21
HP3002	C	21	HP3015	C	21	HP3028	C	21
HP3003	C	21	HP3016	C	21	HP3029	C	21
HP3004	C	21	HP3017	C	21	HP3031	C	21
HP3005	C	21	HP3018	C	21	HP3032	C	21
HP3006	C	21	HP3019	C	21	HP3034	C	21
HP3007	C	21	HP3020	C	21	HP3035	C	21
HP3008	C	21	HP3021	C	21	HP3036	C	21
HP3009	C	21	HP3022	C	21	HP3037	C	21
HP3010	C	21	HP3023	C	21	HP3038	C	21
HP3011	C	21	HP3024	C	21	HP3039	C	21
HP3012	C	21	HP3025	C	21			



DAYCO DRIVE BELT DIMENSIONS

HP (HIGH PERFORMANCE) SNOWMOBILE BELTS


Part No.	O.D. (in.)	Part No.	O.D. (in.)	Part No.	O.D. (in.)	
HP3000	43.38" x 1.50"	HP3013	46.19" x 1.25"	HP3026	45.62" x 1.38"	
HP3001	43.06" x 1.19"	HP3014	43.50" x 1.25"	HP3027	42.5" x 1.25"	
HP3002	49.12" x 1.38"	HP3015	44" x 1.25"	HP3028	43.62" x 1.19"	
HP3003	44.88" x 1.19"	HP3016	42.75" x 1.25"	HP3029	44.56" x 1.19"	
HP3004	44.12" x 1.19"	HP3017	42.72" x 1.19"	HP3031	44.22" x 1.38"	
HP3005	43.25" x 1.38"	HP3018	45.50" x 1.25"	HP3032	45.23" x 1.38"	
HP3006	43.19" x 1.25"	HP3019	44" x 1.31"	HP3034	45.12" x 1.25"	
HP3007	43.50" x 1.19"	HP3020	47.25" x 1.38"	HP3035	45.62" x 1.25"	
HP3008	43.62" x 1.38"	HP3021	43.31" x 1.25"	HP3036	47.75" x 1.38"	
HP3009	42.50" x 1.31"	HP3022	47.12" x 1.25"	HP3037	49" x 1.44"	
HP3010	45.69" x 1.38"	HP3023	44.12" x 1.38"	HP3038	47.75" x 1.41"	
HP3011	44.62" x 1.25"	HP3024	46.44" x 1.38"	HP3039	45.81" x 1.25"	
HP3012	46.69" x 1.25"	HP3025	41.42" x 0.96"			

SPARE BELT HOLDER

Heavy gauge steel. Can be mounted in any convenient location on a snowmobile. Rivet mounted. Holds 1 drive belt. Universal, will work on any sled. 1" High



Part No.	Code	Keyword
220-9000	B	16B



SPARE BELT HOLDER

Heavy gauge steel. Can be mounted in any convenient location on a snowmobile. Rivet mounted. Holds 1 drive belt. Universal, will work on any sled. 1.5" High



Part No.	Code	Keyword
220-9001	B	16B



HPX (HIGH PERFORMANCE EXTREME) SNOWMOBILE BELTS

Part No.	O.D. (in.)	Part No.	O.D. (in.)	Part No.	O.D. (in.)
HPX5000	43.31" X 1.25"	HPX5016	52.5" X 1.38"	XTX5004	43.62" X 1.40"
HPX5001	46.25" X 1.25"	HPX5017	47.75" X 1.41"	XTX5007	44.19" X 1.38"
HPX5002	44" X 1.31"	HPX5018	51.98" X 1.4"	XTX5014	47.75" X 1.38"
HPX5003	43.25" X 1.36"	HPX5019	43.83" X 1.41"	XTX5017	47.75" X 1.41"
HPX5004	43.5" X 1.39"	HPX5020	46.62" X 1.44"	XTX5020	46.77" X 1.46"
HPX5005	43.62" X 1.38"	HPX5021	47.62" X 1.44"	XTX5024	43.93" X 1.49"
HPX5007	44" X 1.36"	HPX5022	49" X 1.44"	XTX5025	44" X 1.5"
HPX5008	44.25" X 1.39"	HPX5024	43.67" X 1.48"	XTX5028	44" X 1.41"
HPX5009	44.5" X 1.38"	HPX5025	43.91" X 1.44"	XTX5032	46" X 1.45"
HPX5010	44.5" X 1.38"	HPX5026	48.38" X 1.44"	XTX5033	44.5" X 1.42"
HPX5011	45.75" X 1.38"	HPX5029	46.25" X 1.44"	XTX5034	44" X 1.53"
HPX5012	46.44" X 1.38"	HPX5030	50.28" X 1.44"	XTX5051	48.62" X 1.45"
HPX5013	46.25" X 1.25"	HPX5031	45" X 1.44"	XTX5052	42.62" X 1.30"
HPX5014	47.75" X 1.38"			XTX5059	44.62" X 1.45"
HPX5015	51.3" X 1.41"			XTX5060	45" X 1.51"

XTX (XTREME TORQUE) SNOWMOBILE BELTS

TERMS & INDEX
NEW
HELMETS
HELMET ACCESSORIES
APPAREL
ACCESSORIES
TRACKS & SUSPENSION
STEERING
TRANS MISSION
PLOW & WINCH
WIND SHIELDS
BRAKES & CARB.
ENGINE PARTS
ELECTRICAL
TRAILER
CHEMICALS
TECH & TOOLS
P.O.P

DAYCO DRIVE BELTS

CODE = C

KEYWORD = 21



See Pages 463-464 for Dimensions

Model	Year	HP	XTX	RPX	HPX
Arctic Cat™					
4-STROKE TOURING	2002		XTX5017		HPX5017
4-STROKE TOURING	2003				HPX5022
4-STROKE TRAIL	2002		XTX5017		HPX5017
4-STROKE TRAIL	2003				HPX5022
440 SNO PRO	2003-2006		XTX5014		HPX5014
AC 440 SNO PRO	2003-2006		XTX5014		HPX5014
AC 440 SNO PRO MODIFIED	2005	HP3038	XTX5017		HPX5017
AC 600 SNO PRO	2008		XTX5038		
AC 600 SNO PRO	2009		XTX5048		
BEARCAT 2000 LT	2015		XTX5032	RPX5032	
BEARCAT 2000 LT	2016		XTX5043		
BEARCAT 2000 LT ES	2017-2018		XTX5043		
BEARCAT 2000 XT	2015-2016		XTX5032	RPX5032	
BEARCAT 2000 XT ES	2017		XTX5032	RPX5032	
BEARCAT 2000 XTE	2015-2016		XTX5032	RPX5032	
BEARCAT 3000 LT	2016-2017		XTX5044		
BEARCAT 340	1995-2000	HP3037			HPX5022
BEARCAT 440	1995-1998	HP3037			HPX5022
BEARCAT 440 FC	1996	HP3037			HPX5022
BEARCAT 440 I	1999-2000	HP3037			HPX5022
BEARCAT 440 II	1999-2000	HP3037			HPX5022
BEARCAT 440-I	1999-2000	HP3037			HPX5022
BEARCAT 440-II	1999-2000	HP3037			HPX5022
BEARCAT 5000 XT	2015		XTX5036		
BEARCAT 5000 XT GS	2015		XTX5038		
BEARCAT 5000 XT LIMITED	2015		XTX5036		
BEARCAT 550	1995-1996				HPX5022
BEARCAT 550 LC	1996				HPX5022
BEARCAT 570	2005-2007				HPX5022
BEARCAT 570	2010-2014		XTX5043		
BEARCAT 570 LONG TRACK	2004-2008				HPX5022
BEARCAT 570 LONG TRACK	2009		XTX5043		
BEARCAT 570 LT	2004				HPX5022
BEARCAT 570 XT	2009-2014		XTX5032	RPX5032	
BEARCAT 570 XTE	2014		XTX5032	RPX5032	
BEARCAT 7000 XT	2016,2018-2019		XTX5059		
BEARCAT 7000 XT	2016-2017		XTX5048		
BEARCAT 7000 XT GS	2016		XTX5048		
BEARCAT 7000 XT GS	2017-2018		XTX5059		
BEARCAT WIDETRACK	1996-2002				HPX5022
BEARCAT WIDETRACK	2004-2008				HPX5030
BEARCAT XT	2018-2019		XTX5066		
BEARCAT Z1 XT	2009-2014		XTX5036		
BEARCAT Z1 XT GS	2012-2014		XTX5038		
BEARCAT Z1 XT LIMITED	2011-2014		XTX5036		
CFR 1000	2010-2011		XTX5032	RPX5032	
CFR 8	2010-2011		XTX5032	RPX5032	
CHEETA TOURING	1989	HP3005			
CHEETA TOURING	1990-1992				HPX5005
CHEETA TOURING	1991-1992	HP3008			HPX5005
CHEETAH	1988	HP3005			
CHEETAH 340	1974	HP3006			
CHEETAH 340	1975	HP3012			
CHEETAH 340	1994	HP3008			HPX5005
CHEETAH 440	1972	HP3015			
CHEETAH 440	1973,1993-1994	HP3008			
CHEETAH 440	1974,1976	HP3006			
CHEETAH 440	1975	HP3012			
CHEETAH 440	1993-1994	HP3008			HPX5005
CHEETAH 500	1976-1977	HP3006			
CHEETAH 500 F/C	1986-1987				HPX5004
CHEETAH 500 F/C	1988	HP3005			
CHEETAH 530 L/C	1986-1987				HPX5005
CHEETAH 550	1994				HPX5005
CHEETAH C340	1972	HP3004			
CHEETAH C340	1973	HP3008			
CHEETAH C400	1972	HP3007			
CHEETAH C400	1973	HP3008			
CHEETAH C440	1972	HP3015			
CHEETAH C440	1973	HP3008			
CHEETAH TOURING	1990-1992				HPX5005
CHEETAH TOURING F/C	1988	HP3005			
COUGAR	1985-1986				HPX5004

Model	Year	HP	XTX	RPX	HPX
Arctic Cat™					
COUGAR	1987-1989	HP3005			
COUGAR	1990-1994				HPX5005
COUGAR	1991-1994	HP3008			HPX5005
COUGAR	1995-1997		XTX5014		HPX5014
COUGAR	1996-1997	HP3036	XTX5014		HPX5014
COUGAR	1998		XTX5017		HPX5017
COUGAR 2-UP	1991-1992	HP3008			HPX5005
COUGAR 2-UP	1996		XTX5014		HPX5014
COUGAR DELUXE	1998		XTX5017		HPX5017
COUGAR MOUNTAIN CAT	1989-1990,1993-1994				HPX5005
COUGAR MOUNTAIN CAT	1993-1994	HP3008			HPX5005
COUGAR MOUNTAIN CAT	1995-1997		XTX5014		HPX5014
COUGAR MOUNTAIN CAT	1998		XTX5017		HPX5017
COUGAR SE	1985				HPX5004
CROSS COUNTRY CAT	1976-1977	HP3012			
CROSSFIRE 1000	2007		XTX5032	RPX5032	
CROSSFIRE 1000 EFI	2007-2009		XTX5032	RPX5032	
CROSSFIRE 1000 EFI SNO PRO	2007-2009		XTX5032	RPX5032	
CROSSFIRE 1000 SNO PRO	2007		XTX5032	RPX5032	
CROSSFIRE 1000 SNO PRO LE	2009		XTX5032	RPX5032	
CROSSFIRE 500 EFI	2007-2008		XTX5032	RPX5032	
CROSSFIRE 500 EFI	2009		XTX5043		
CROSSFIRE 6	2006				HPX5031
CROSSFIRE 6	2007		XTX5032	RPX5032	
CROSSFIRE 6 SNO PRO	2006				HPX5031
CROSSFIRE 600 EFI	2006				HPX5031
CROSSFIRE 600 EFI	2007-2011		XTX5032	RPX5032	
CROSSFIRE 600 EFI SNO PRO	2006				HPX5031
CROSSFIRE 7	2006				HPX5031
CROSSFIRE 7 SNO PRO	2006				HPX5031
CROSSFIRE 700 EFI	2006				HPX5031
CROSSFIRE 700 EFI SNO PRO	2006				HPX5031
CROSSFIRE 8	2007,2010		XTX5032	RPX5032	
CROSSFIRE 8 SNO PRO	2007		XTX5032	RPX5032	
CROSSFIRE 800 EFI	2007-2009		XTX5032	RPX5032	
CROSSFIRE 800 EFI SNO PRO	2007-2011		XTX5032	RPX5032	
CROSSFIRE 800 EFI SNO	2009		XTX5032	RPX5032	
PRO LE					
CROSSFIRE R 1000	2009		XTX5032	RPX5032	
CROSSFIRE R 1000 LE	2009		XTX5032	RPX5032	
CROSSFIRE R 8	2009		XTX5032	RPX5032	
CROSSFIRE R 8 LE	2009		XTX5032	RPX5032	
EL TIGRE	1986-1987				HPX5005
EL TIGRE 290	1973	HP3015			
EL TIGRE 295	1973	HP3015			
EL TIGRE 295	1974	HP3018			
EL TIGRE 340	1973	HP3015			
EL TIGRE 340	1974	HP3018			
EL TIGRE 340	1975	HP3012			
EL TIGRE 400	1973	HP3015			
EL TIGRE 400	1974	HP3018			
EL TIGRE 4000	1976-1977	HP3012			
EL TIGRE 440	1973	HP3015			
EL TIGRE 440	1974	HP3018			
EL TIGRE 440	1975	HP3012			
EL TIGRE 5000	1976-1977	HP3012			
EL TIGRE 5000	1987	HP3008			HPX5005
EL TIGRE 5000	1988	HP3005			
EL TIGRE 5000 F/A	1978-1980	HP3006			
EL TIGRE 5000 F/C	1981				HPX5004
EL TIGRE 6000	1981,1984	HP3008			HPX5005
EL TIGRE 6000	1981,1984-1985,1989				HPX5005
EL TIGRE 6000	1987-1988	HP3005			
EL TIGRE 6000 L/C	1978-1980	HP3006			
EL TIGRE 6000 L/C	1980	HP3006			HPX5004
EL TIGRE 6000 L/C	1981				HPX5005
EL TIGRE EXT	1989-1991				HPX5005
EL TIGRE EXT MOUNTAIN CAT	1989-1991				HPX5005
EL TIGRE EXT SPECIAL	1990				HPX5005
EXT 295	1971	HP3015			
EXT 340	1971	HP3015			
EXT 399	1971	HP3015			

TERMS & INDEX
NEW
HELMETS
HELMET ACCESSORIES
APPAREL
ACCESSORIES
TRACKS & SUSPENSION
STEERING
TRANS MISSION
PLOW & WINCH
WIND SHIELDS
BRAKES & CARB.
ENGINE PARTS
ELECTRICAL
TRAILER
CHEMICALS
TECH & TOOLS
P.O.P

DAYCO DRIVE BELTS

CODE = C

KEYWORD = 21



See Pages 463-464 for Dimensions

Model	Year	HP	XTX	RPX	HPX
Arctic Cat™					
EXT 440	1971	HP3015			
EXT 550	1992-1993				HPX5005
EXT 580	1994-1996		XTX5014		HPX5014
EXT 580 EFI	1995-1997		XTX5014		HPX5014
EXT 580 EFI	1998		XTX5017		HPX5017
EXT 580 EFI DELUXE	1996-1997		XTX5014		HPX5014
EXT 580 EFI DELUXE	1998		XTX5017		HPX5017
EXT 580 MOUNTAIN CAT	1992-1993				HPX5005
EXT 580 MOUNTAIN CAT	1994-1995		XTX5014		HPX5014
EXT 580 Z	1993				HPX5005
EXT 580Z	1993				HPX5005
EXT 600	1997		XTX5014		HPX5014
EXT 600 TOUR	1998		XTX5017		HPX5017
EXT 600 TRIPLE	1998		XTX5017		HPX5017
EXT DELUXE	1996-1997		XTX5014		HPX5014
EXT DELUXE	1998		XTX5017		HPX5017
EXT EFI	1993				HPX5005
EXT EFI	1994-1996		XTX5014		HPX5014
EXT EFI MOUNTAIN CAT	1993				HPX5005
EXT EFI MOUNTAIN CAT	1994-1996		XTX5014		HPX5014
EXT EL TIGRE	1991				HPX5005
EXT EL TIGRE MOUNTAIN CAT	1991				HPX5005
EXT MOUNTAIN CAT	1992-1993				HPX5005
EXT MOUNTAIN CAT	1994		XTX5014		HPX5014
EXT POWDER SPECIAL	1995-1996		XTX5014		HPX5014
EXT SPECIAL	1991-1992				HPX5005
F1000	2007		XTX5032	RPX5032	
F1000 EFI	2007-2008		XTX5032	RPX5032	
F1000 EFI LXR	2007-2008		XTX5032	RPX5032	
F1000 EFI SNO PRO	2007-2009		XTX5032	RPX5032	
F1000 LXR	2007		XTX5032	RPX5032	
F1000 SNO PRO	2007		XTX5032	RPX5032	
F5	2013-2014		XTX5043		
F5 EFI	2007-2008		XTX5032	RPX5032	
F5 EFI	2009		XTX5043		
F5 EFI LXR	2007-2008		XTX5032	RPX5032	
F5 EFI LXR	2009-2011		XTX5043		
F5 FIRECAT	2003-2004	HP3038	XTX5017		HPX5017
F5 FIRECAT	2005		XTX5028		
F5 FIRECAT	2006		XTX5050		
F5 FIRECAT SNO PRO	2003-2004	HP3038	XTX5017		HPX5017
F5 FIRECAT SNO PRO	2005		XTX5028		
F5 FIRECAT SNO PRO	2006		XTX5050		
F5 LXR	2012		XTX5043		
F500 FIRECAT	2003	HP3038	XTX5017		HPX5017
F570	2008		XTX5032	RPX5032	
F570	2009-2014		XTX5043		
F6 EFI	2007-2008		XTX5032	RPX5032	
F6 EFI LXR	2007-2008		XTX5032	RPX5032	
F6 EFI SNO PRO	2007-2011		XTX5032	RPX5032	
F6 FIRECAT	2004		XTX5017		HPX5017
F6 FIRECAT EFI	2004		XTX5017		HPX5017
F6 FIRECAT EFI	2005		XTX5028		
F6 FIRECAT EFI	2006		XTX5050		
F6 FIRECAT EFI (EARLY RELEASE)	2004		XTX5017		HPX5017
F6 FIRECAT EFI EXT	2004		XTX5017		HPX5017
F6 FIRECAT EFI EXT	2005		XTX5028		
F6 FIRECAT EFI SNO PRO	2004		XTX5017		HPX5017
F6 FIRECAT EFI SNO PRO	2005		XTX5028		
F6 FIRECAT EFI SNO PRO	2006		XTX5050		
F6 FIRECAT SNO PRO	2004		XTX5017		HPX5017
F6 SNO PRO	2007		XTX5032	RPX5032	
F7 FIRECAT	2004		XTX5017		HPX5017
F7 FIRECAT	2005		XTX5028		
F7 FIRECAT	2006		XTX5050		
F7 FIRECAT EFI	2003-2004		XTX5017		HPX5017
F7 FIRECAT EFI	2005		XTX5028		
F7 FIRECAT EFI	2006		XTX5050		
F7 FIRECAT EFI EXT	2004		XTX5017		HPX5017
F7 FIRECAT EFI EXT	2005		XTX5028		
F7 FIRECAT EFI SNO PRO	2003-2004		XTX5017		HPX5017
F7 FIRECAT EFI SNO PRO	2005		XTX5028		
F7 FIRECAT EFI SNO PRO	2006		XTX5050		
F7 FIRECAT SNO PRO	2005		XTX5028		

Model	Year	HP	XTX	RPX	HPX
Arctic Cat™					
F7 FIRECAT SNO PRO	2006		XTX5050		
F700 FIRECAT EFI	2003		XTX5017		HPX5017
F8	2007		XTX5032	RPX5032	
F8 EFI	2007-2009		XTX5032	RPX5032	
F8 EFI LXR	2007-2010		XTX5032	RPX5032	
F8 EFI LXR LE	2009		XTX5032	RPX5032	
F8 EFI SNO PRO	2007-2011		XTX5032	RPX5032	
F8 EFI SNO PRO TONY	2007		XTX5032	RPX5032	
STEWART					
F8 EXT	2011		XTX5032	RPX5032	
F8 LXR	2007		XTX5032	RPX5032	
F8 SNO PRO	2007		XTX5032	RPX5032	
F8 SNO PRO LIMITED	2010		XTX5032	RPX5032	
F8 TONY STEWART LE	2007		XTX5032	RPX5032	
FIRECAT 500	2003-2004	HP3038	XTX5017		HPX5017
FIRECAT 500	2005		XTX5028		
FIRECAT 500	2006		XTX5050		
FIRECAT 500 SNO PRO	2003-2004	HP3038	XTX5017		HPX5017
FIRECAT 500 SNO PRO	2005		XTX5028		
FIRECAT 500 SNO PRO	2006		XTX5050		
FIRECAT 600	2004		XTX5017		HPX5017
FIRECAT 600 EFI	2004		XTX5017		HPX5017
FIRECAT 600 EFI	2005		XTX5028		
FIRECAT 600 EFI	2006		XTX5050		
FIRECAT 600 EFI EARLY BUILD	2004		XTX5017		HPX5017
FIRECAT 600 EFI EXT	2004		XTX5017		HPX5017
FIRECAT 600 EFI EXT	2005		XTX5028		
FIRECAT 600 EFI R	2005		XTX5028		
FIRECAT 600 EFI R	2006		XTX5017		HPX5017
FIRECAT 600 EFI SNO PRO	2004		XTX5017		HPX5017
FIRECAT 600 EFI SNO PRO	2005		XTX5028		
FIRECAT 600 EFI SNO PRO	2006		XTX5050		
FIRECAT 600 SNO PRO	2004		XTX5017		HPX5017
FIRECAT 700	2004		XTX5017		HPX5017
FIRECAT 700	2005		XTX5028		
FIRECAT 700	2006		XTX5050		
FIRECAT 700 EFI	2003-2004		XTX5017		HPX5017
FIRECAT 700 EFI	2005		XTX5028		
FIRECAT 700 EFI	2006		XTX5050		
FIRECAT 700 EFI EXT	2004		XTX5017		HPX5017
FIRECAT 700 EFI EXT	2005		XTX5028		
FIRECAT 700 EFI R	2005-2006		XTX5017		HPX5017
FIRECAT 700 EFI SNO PRO	2003-2004		XTX5017		HPX5017
FIRECAT 700 EFI SNO PRO	2005		XTX5028		
FIRECAT 700 EFI SNO PRO	2006		XTX5050		
FIRECAT 700 SNO PRO	2005		XTX5028		
FIRECAT 700 SNO PRO	2006		XTX5050		
JAG					
JAG	1985-1986	HP3026			
JAG	1992-1996	HP3008			HPX5005
JAG	1997	HP3036	XTX5014		HPX5014
JAG 2000 F/A	1978-1980	HP3018			
JAG 3000 F/A	1975-1980	HP3018			
JAG 3000 F/C	1979-1980	HP3018			
JAG 340	1987-1990	HP3026			
JAG 340	1998	HP3036	XTX5014		HPX5014
JAG 340 DELUXE	1988-1990	HP3026			
JAG 340 DELUXE	1998-1999	HP3036	XTX5014		HPX5014
JAG 340 MOUNTAIN CAT	1990-1991	HP3026			
JAG 4000	1981	HP3018			
JAG 440	1987-1988	HP3026			
JAG 440	1998-1999	HP3036	XTX5014		HPX5014
JAG 440 DELUXE	1998-1999	HP3036	XTX5014		HPX5014
JAG 440Z	1993-1994	HP3008			HPX5005
JAG AFS	1989				HPX5004
JAG AFS	1990-1991	HP3008			HPX5005
JAG AFS DELUXE	1990-1991	HP3008			HPX5005
JAG AFS LONG TRACK	1990-1992	HP3008			HPX5005
JAG AFS LT 1 SPEED	1992-1993	HP3008			HPX5005
JAG AFS LT 2 SPEED	1992-1993	HP3008			HPX5005
JAG DELUXE	1992-1996	HP3008			HPX5005
JAG DELUXE	1997	HP3036	XTX5014		HPX5014
JAG LIQUID	1996	HP3008			HPX5005
JAG SPECIAL	1992	HP3008			HPX5005
JAG Z	1993-1994	HP3008			HPX5005
JAGUAR Z1	2007		XTX5036		

DAYCO DRIVE BELTS

CODE = C

KEYWORD = 21



See Pages 463-464 for Dimensions

Model	Year	HP	XTX	RPX	HPX
Arctic Cat™					
JAGUAR Z1 1100 EFI	2007-2008		XTX5036		
JAGUAR Z1 1100 EFI SNO PRO	2008		XTX5036		
JAGUAR Z1 EARLY BUILD	2007		XTX5036		
KING CAT 900	2004-2005		XTX5017		
KING CAT 900 EFI	2005-2006		XTX5017		
KING CAT 900 EFI EARLY BUILD	2005		XTX5017		
LYNX	1991-1993				HPX5004
LYNX 2000	2015-2016		XTX5043		
LYNX 2000 ES	2017-2019		XTX5043		
LYNX 2000 LT	2015-2016		XTX5043		
LYNX 2000 LT ES	2017-2019		XTX5043		
LYNX 2000 SINGLE	1979-1980	HP3006			
LYNX 2000 TWIN	1979-1980	HP3006			
LYNX 292	1972-1973	HP3004			
LYNX 303	1971	HP3004			
LYNX 340	1971	HP3004			
LYNX DELUXE	1991-1993				HPX5004
LYNX L292	1973	HP3004			
LYNX L295	1971-1972	HP3004			
LYNX L303	1972	HP3004			
LYNX L340	1972	HP3004			
LYNX MOUNTAIN CAT	1992-1993	HP3008			HPX5005
M 6000 141	2018		XTX5062		
M 6000 153	2015		XTX5046	RPX5046	
M 6000 153	2018		XTX5062		
M 6000 ES 153	2015		XTX5046	RPX5046	
M 6000 LIMITED 153	2016		XTX5046	RPX5046	
M 6000 SE 141	2016		XTX5046	RPX5046	
M 6000 SE 153	2016		XTX5046	RPX5046	
M 6000 SE ES 141	2017		XTX5046	RPX5046	
M 6000 SE ES 141	2019		XTX5062		
M 6000 SE ES 153	2017		XTX5046	RPX5046	
M 6000 SE ES 153	2019		XTX5062		
M 6000 SNO PRO 141	2016		XTX5046	RPX5046	
M 6000 SNO PRO 141	2019		XTX5062		
M 6000 SNO PRO 153	2014-2017		XTX5046	RPX5046	
M 6000 SNO PRO 153	2019		XTX5062		
M 6000 SNO PRO ES 153	2017		XTX5046	RPX5046	
M 7000 LIMITED 153	2016		XTX5048		
M 7000 LIMITED 162	2016		XTX5048		
M 7000 SNO PRO 153	2015-2016		XTX5048		
M 7000 SNO PRO 162	2016		XTX5048		
M 8000 153	2014-2015		XTX5046	RPX5046	
M 8000 153	2018		XTX5061	RPX5061	
M 8000 HARDCORE 153	2019		XTX5061	RPX5061	
M 8000 HARDCORE 162	2019		XTX5061	RPX5061	
M 8000 HARDCORE ALPHA	2021		XTX5061	RPX5061	
ONE 154					
M 8000 HCR 153	2014-2017		XTX5046	RPX5046	
M 8000 LIMITED 153	2014-2017		XTX5046	RPX5046	
M 8000 LIMITED 162	2014-2017		XTX5046	RPX5046	
M 8000 LIMITED ES 153	2014-		XTX5046	RPX5046	
	2015,2017				
M 8000 LIMITED ES 162	2014-		XTX5046	RPX5046	
	2015,2017				
M 8000 MOUNTAIN CAT 153	2017		XTX5046	RPX5046	
M 8000 MOUNTAIN CAT 153	2018-2019		XTX5061	RPX5061	
M 8000 MOUNTAIN CAT 162	2017		XTX5046	RPX5046	
M 8000 MOUNTAIN CAT 162	2018-2019		XTX5061	RPX5061	
M 8000 MOUNTAIN CAT	2019		XTX5061	RPX5061	
ALPHA ONE 154					
M 8000 MOUNTAIN CAT	2019		XTX5061	RPX5061	
ALPHA ONE 165					
M 8000 MOUNTAIN CAT ES 153	2017		XTX5046	RPX5046	
M 8000 MOUNTAIN CAT	2017		XTX5046	RPX5046	
ES 162					
M 8000 SE 141	2016		XTX5046	RPX5046	
M 8000 SE ES 153	2017		XTX5046	RPX5046	
M 8000 SE ES 162	2017		XTX5046	RPX5046	
M 8000 SNO PRO 141	2016		XTX5046	RPX5046	
M 8000 SNO PRO 153	2014-2017		XTX5046	RPX5046	
M 8000 SNO PRO 153	2018-2019		XTX5061	RPX5061	
M 8000 SNO PRO 153 EARLY	2018		XTX5061	RPX5061	
BUILD					
M 8000 SNO PRO 162	2014-2017		XTX5046	RPX5046	

Model	Year	HP	XTX	RPX	HPX
Arctic Cat™					
M 8000 SNO PRO 162	2018-2019		XTX5061	RPX5061	
M 8000 SNO PRO 162 EARLY	2018		XTX5061	RPX5061	
BUILD					
M 8000 SNO PRO ES 141	2017		XTX5046	RPX5046	
M 8000 SNO PRO ES 153	2017		XTX5046	RPX5046	
M 8000 SNO PRO ES 162	2017		XTX5046	RPX5046	
M 9000 153	2014		XTX5045	RPX5045	
M 9000 HCR 162	2014-2015		XTX5045	RPX5045	
M 9000 KING CAT 162	2018-2019		XTX5063		
M 9000 LIMITED 162	2014-2016		XTX5045	RPX5045	
M 9000 SNO PRO 162	2016		XTX5045	RPX5045	
M 9000 SNO PRO 162	2018		XTX5063		
M1000	2007		XTX5032	RPX5032	
M1000 EFI 153	2007-2009		XTX5032	RPX5032	
M1000 EFI 153 SNO PRO	2007-2009		XTX5032	RPX5032	
M1000 EFI 162	2007-2009		XTX5032	RPX5032	
M1000 EFI 162 SNO PRO	2007-2011		XTX5032	RPX5032	
M1000 EFI 162 SNO PRO LE	2009		XTX5032	RPX5032	
M1000 SNO PRO	2007		XTX5032	RPX5032	
M5	2005-2006				HPX5031
M6	2006				HPX5031
M6	2007		XTX5032	RPX5032	
M6 EFI	2005				HPX5031
M6 EFI 141	2005-2006				HPX5031
M6 EFI 141	2007		XTX5032	RPX5032	
M6 EFI 153	2005-2006				HPX5031
M6 EFI 153	2007-2011		XTX5032	RPX5032	
M7	2006				HPX5031
M7 153	2006				HPX5031
M7 EFI	2005				HPX5031
M7 EFI 141	2005-2006				HPX5031
M7 EFI 153	2005-2006				HPX5031
M7 EFI 162	2005-2006				HPX5031
M7 EFI LE	2005				HPX5031
M7 EFI LE 153	2006				HPX5031
M7 EFI LE 162	2006				HPX5031
M7 EFI LIMITED	2005				HPX5031
M7 LIMITED	2006				HPX5031
M8	2007		XTX5032	RPX5032	
M8 153	2010-2011		XTX5032	RPX5032	
M8 153 SNO PRO LE	2009		XTX5032	RPX5032	
M8 162	2010-2011		XTX5032	RPX5032	
M8 EFI 141	2007		XTX5032	RPX5032	
M8 EFI 153	2007-2009		XTX5032	RPX5032	
M8 EFI 153 SNO PRO	2007-2009		XTX5032	RPX5032	
M8 EFI 153 SNO PRO LE	2009		XTX5032	RPX5032	
M8 EFI 162	2007-2009		XTX5032	RPX5032	
M8 EFI 162 SNO PRO	2009		XTX5032	RPX5032	
M8 HCR 153	2009-2011		XTX5032	RPX5032	
M8 SNO PRO	2007		XTX5032	RPX5032	
M8 SNO PRO 153	2010-2011		XTX5032	RPX5032	
M8 SNO PRO 162	2010-2011		XTX5032	RPX5032	
MOUNTAIN CAT 1000	2001-2002		XTX5017		
MOUNTAIN CAT 500	2002	HP3038	XTX5017		HPX5017
MOUNTAIN CAT 500 EFI	2001	HP3038	XTX5017		HPX5017
MOUNTAIN CAT 570	2002-2004		XTX5017		HPX5017
MOUNTAIN CAT 600 EFI	2001-2004		XTX5017		HPX5017
MOUNTAIN CAT 600 EFI 136	2003		XTX5017		HPX5017
MOUNTAIN CAT 600 EFI 144	2003		XTX5017		HPX5017
MOUNTAIN CAT 600 EFI LE	2001-2002		XTX5017		HPX5017
MOUNTAIN CAT 600 VEV	2001		XTX5017		HPX5017
MOUNTAIN CAT 800	2001-2002		XTX5017		
MOUNTAIN CAT 800 1M	2003		XTX5017		
MOUNTAIN CAT 800 1M EFI	2004		XTX5017		
MOUNTAIN CAT 800 EFI	2002		XTX5017		
MOUNTAIN CAT 800 EFI 151	2004		XTX5017		
MOUNTAIN CAT 800 EFI 159	2004		XTX5017		
MOUNTAIN CAT 800 EFI LE 144	2002		XTX5017		
MOUNTAIN CAT 800 EFI LE 151	2002		XTX5017		
MOUNTAIN CAT 800 LE	2001-2002		XTX5017		
MOUNTAIN CAT 800 LE 144	2002		XTX5017		
MOUNTAIN CAT 800 LE 151	2002		XTX5017		
MOUNTAIN CAT 900 151	2004		XTX5017		
MOUNTAIN CAT 900 159	2004		XTX5017		
MOUNTAIN CAT 900 1M	2003-2004		XTX5017		

TERMS & INDEX
NEW
HELMETS
HELMET ACCESSORIES
APPAREL
ACCESSORIES
TRACKS & SUSPENSION
STEERING
TRANS MISSION
PLOW & WINCH
WIND SHIELDS
BRAKES & CARB.
ENGINE PARTS
ELECTRICAL
TRAILER
CHEMICALS
TECH & TOOLS
P.O.P

DAYCO DRIVE BELTS

CODE = C

KEYWORD = 21



See Pages 463-464 for Dimensions

Model	Year	HP	XTX	RPX	HPX
Arctic Cat™					
MOUNTAIN CAT 900 1M EFI	2004		XTX5017		
MOUNTAIN CAT 900 EARLY BUILD	2003		XTX5017		
MOUNTAIN CAT 900 EFI 151	2004		XTX5017		
MOUNTAIN CAT 900 EFI 159	2004		XTX5017		
NORSEMAN 3000	2018		XTX5044		
NORSEMAN 3000 ES	2019		XTX5044		
NORSEMAN 6000 ES	2018-2019		XTX5062		
NORSEMAN X 6000	2019		XTX5062		
NORSEMAN X 8000	2019		XTX5061	RPX5061	
PANTERA	1979	HP3012			
PANTERA	1980-1981	HP3006			
PANTERA	1985-1986				HPX5004
PANTERA	1987-1989	HP3005			
PANTERA	1990-1992	HP3008			HPX5005
PANTERA	1990-1994				HPX5005
PANTERA	1995-1997		XTX5014		HPX5014
PANTERA 1000	2000-2001		XTX5017		
PANTERA 3000	2016-2019		XTX5044		
PANTERA 340	1975	HP3006			
PANTERA 440	1975	HP3012			
PANTERA 5000 F/A	1976-1977	HP3006			
PANTERA 5000 F/A	1978	HP3012			
PANTERA 5000 F/C	1977	HP3006			
PANTERA 5000 F/C	1978	HP3012			
PANTERA 550	2002-2005		XTX5017		HPX5017
PANTERA 580	1998		XTX5017		HPX5017
PANTERA 580 EFI	1999-2001		XTX5017		HPX5017
PANTERA 600 EFI	2002-2005		XTX5017		HPX5017
PANTERA 600 EFI ESR	2002-2003		XTX5017		HPX5017
PANTERA 6000 ES	2018-2019		XTX5062		
PANTERA 7000	2015-2016		XTX5048		
PANTERA 7000	2018		XTX5063		
PANTERA 7000 LIMITED	2015-2016		XTX5048		
PANTERA 7000 LIMITED	2017		XTX5059		
PANTERA 7000 LIMITED	2018-2019		XTX5063		
PANTERA 7000 XT LIMITED	2016-2019		XTX5059		
PANTERA 800	1998		XTX5017		HPX5017
PANTERA 800	1998-1999		XTX5017		
PANTERA 800 EFI	2002-2004		XTX5017		
PANTERA 800 EFI	2003-2004		XTX5017		HPX5017
PANTERA 800 EFI ESR	2002-2003		XTX5017		
PANTERA ES (ELECTRIC START)	1980-1981	HP3006			
PANTHER	1965	HP3007			
PANTHER	1979-1981	HP3006			
PANTHER	1984-1985, 1987-1989				HPX5004
PANTHER	1986, 1990-1993	HP3008			HPX5005
PANTHER	2007	HP3038	XTX5017		HPX5017
PANTHER 292A	1971	HP3004			
PANTHER 303W	1971	HP3007			
PANTHER 340	1971	HP3007			
PANTHER 340	1974	HP3006			
PANTHER 340	1998-2000	HP3036	XTX5014		HPX5014
PANTHER 370	2001	HP3037			HPX5022
PANTHER 370	2004-2008	HP3038	XTX5017		HPX5017
PANTHER 370 R	2003, 2005-2006	HP3038	XTX5017		HPX5017
PANTHER 399	1971-1972	HP3007			
PANTHER 4000	1977-1978	HP3006			
PANTHER 440	1971, 1975	HP3015			
PANTHER 440	1972	HP3007			
PANTHER 440	1973-1974, 1976	HP3006			
PANTHER 440	1997-2001	HP3036	XTX5014		HPX5014
PANTHER 440	2002	HP3038	XTX5017		HPX5017
PANTHER 440 ESR	2001	HP3036	XTX5014		HPX5014
PANTHER 5000	1977-1978	HP3006			
PANTHER 550	1997		XTX5014		HPX5014
PANTHER 550	1998-2001		XTX5017		HPX5017
PANTHER 570	2004-2007		XTX5017		HPX5017
PANTHER 570 ESR	2002-2003		XTX5017		HPX5017
PANTHER 570 R	2002		XTX5017		HPX5017
PANTHER 660 TOURING	2006-2008				HPX5022

Model	Year	HP	XTX	RPX	HPX
Arctic Cat™					
PANTHER 660 TRAIL	2006-2007				HPX5022
PANTHER DELUXE	1991-1995	HP3008			HPX5005
PANTHER DELUXE	1996	HP3036	XTX5014		HPX5014
PANTHER LC	1996	HP3036	XTX5014		HPX5014
PANTHER MOUNTAIN CAT	1990-1991	HP3008			HPX5005
PANTHER P17H	1969	HP3004			
PANTHER P246	1970	HP3004			
PANTHER P27H	1969	HP3007			
PANTHER P292	1970, 1972	HP3004			
PANTHER P295	1970	HP3004			
PANTHER P303	1970	HP3007			
PANTHER P303	1972	HP3004			
PANTHER P340	1970, 1972	HP3004			
PANTHER P440	1970	HP3015			
PANTHER P440	1972	HP3007			
PANTHER WEST	1981	HP3006			
POWDER EXTREME	1997		XTX5014		HPX5014
POWDER EXTREME	1998		XTX5017		HPX5017
POWDER SPECIAL	1997		XTX5014		HPX5014
POWDER SPECIAL	1998		XTX5017		HPX5017
POWDER SPECIAL 2K	2000		XTX5017		HPX5017
POWDER SPECIAL 500 EFI	1999-2000	HP3038	XTX5017		HPX5017
POWDER SPECIAL 500 EFI LE	2000	HP3038	XTX5017		HPX5017
POWDER SPECIAL 600	1997		XTX5014		HPX5014
POWDER SPECIAL 600	1998-2000		XTX5017		HPX5017
POWDER SPECIAL 600 EFI	1997		XTX5014		HPX5014
POWDER SPECIAL 600 EFI	1998-2000		XTX5017		HPX5017
POWDER SPECIAL 600 EFI LE	1998-2000		XTX5017		HPX5017
POWDER SPECIAL 600 LE	2000		XTX5017		HPX5017
POWDER SPECIAL 700	1999-2000		XTX5017		HPX5017
POWDER SPECIAL 700 LE	1999-2000		XTX5017		HPX5017
POWDER SPECIAL EFI	1997		XTX5014		HPX5014
POWDER SPECIAL EFI	1998		XTX5017		HPX5017
PROCLIMB M 1100	2012-2013		XTX5044		
PROCLIMB M 1100 SNO PRO	2012		XTX5044		
PROCLIMB M 1100 SNO PRO	2012		XTX5044		
50TH PROCLIMB M 1100 SNO PRO LIMITED	2012		XTX5044		
PROCLIMB M 1100 TURBO	2012-2013		XTX5045	RPX5045	
PROCLIMB M 1100 TURBO HCR	2012-2013		XTX5045	RPX5045	
PROCLIMB M 1100 TURBO SNO PRO	2012-2013		XTX5045	RPX5045	
PROCLIMB M 1100 TURBO SNO PRO LIMITED	2012		XTX5045	RPX5045	
PROCLIMB M 1100 TURBO SNO PRO LIMITED (153)	2012-2013		XTX5046	RPX5046	
PROCLIMB M 800 SNO PRO (162)	2012-2013		XTX5046	RPX5046	
PROCLIMB M 800 SNO PRO LIMITED (153)	2013		XTX5046	RPX5046	
PROCLIMB M 800 SNO PRO LIMITED (162)	2013		XTX5046	RPX5046	
PROCLIMB XF 1100 TURBO	2012-2013		XTX5045	RPX5045	
SNO PRO HIGH COUNTRY PROCLIMB XF 1100 TURBO	2013		XTX5045	RPX5045	
SNO PRO HIGH COUNTRY LTD PROCLIMB XF 800 SNO PRO	2012-2013		XTX5046	RPX5046	
HIGH COUNTRY PROCLIMB XF 800 SNO PRO	2013		XTX5046	RPX5046	
HIGH COUNTRY LTD PROCROSS F 1100 LXR	2012-2013		XTX5044		
PROCROSS F 1100 SNO PRO	2012-2013		XTX5044		
PROCROSS F 1100 SNO PRO 50TH	2012		XTX5044		
PROCROSS F 1100 SNO PRO LIMITED	2012-2013		XTX5044		
PROCROSS F 1100 TURBO LXR	2012-2013		XTX5045	RPX5045	
PROCROSS F 1100 TURBO SNO PRO	2012-2013		XTX5045	RPX5045	
SNO PRO PROCROSS F 1100 TURBO SNO PRO 50TH	2012		XTX5045	RPX5045	
PRO LIMITED PROCROSS F 1100 TURBO SNO PRO	2012-2013		XTX5045	RPX5045	

DAYCO DRIVE BELTS

CODE = C

KEYWORD = 21



See Pages 463-464 for Dimensions

Model	Year	HP	XTX	RPX	HPX
Arctic Cat™					
PRO CROSS F 1100 TURBO SNO	2013		XTX5045	RPX5045	
PRO RR					
PRO CROSS F 800 LXR	2012-2013		XTX5046	RPX5046	
PRO CROSS F 800 SNO PRO	2012-2013		XTX5046	RPX5046	
PRO CROSS F 800 SNO PRO	2013		XTX5046	RPX5046	
LIMITED					
PRO CROSS F 800 SNO PRO RR	2013		XTX5046	RPX5046	
PRO CROSS F 800 TUCKER	2013		XTX5046	RPX5046	
HIBBERT RACE REPLICIA					
PRO CROSS XF 1100 CROSSTOUR	2013		XTX5044		
PRO CROSS XF 1100 LXR	2012-2013		XTX5044		
PRO CROSS XF 1100 SNO PRO	2012-2013		XTX5044		
PRO CROSS XF 1100 SNO PRO	2012		XTX5044		
50TH					
PRO CROSS XF 1100 SNO PRO	2012-2013		XTX5044		
LIMITED					
PRO CROSS XF 1100 TURBO	2013		XTX5045	RPX5045	
CROSSTOUR					
PRO CROSS XF 1100 TURBO LXR	2012-2013		XTX5045	RPX5045	
PRO CROSS XF 1100 TURBO	2012-2013		XTX5045	RPX5045	
SNO PRO					
PRO CROSS XF 1100 TURBO	2012		XTX5045	RPX5045	
SNO PRO 50TH					
PRO CROSS XF 1100 TURBO	2012-2013		XTX5045	RPX5045	
SNO PRO LIMITED					
PRO CROSS XF 800 CROSSTOUR	2013		XTX5046	RPX5046	
PRO CROSS XF 800 LXR	2012-2013		XTX5046	RPX5046	
PRO CROSS XF 800 SNO PRO	2012-2013		XTX5046	RPX5046	
PRO CROSS XF 800 SNO PRO	2013		XTX5046	RPX5046	
LIMITED					
PROWLER	1990-1994	HP3008			HPX5005
PROWLER 2-UP	1991-1994	HP3008			HPX5005
PROWLER 2-UP	1995		XTX5014		HPX5014
PROWLER MOUNTAIN CAT	1991-1992	HP3008			HPX5005
PROWLER SPECIAL	1991-1992	HP3008			HPX5005
PUMA	1994-1996	HP3008			HPX5005
PUMA	1997	HP3036	XTX5014		HPX5014
PUMA 2-UP	1994-1996	HP3008			HPX5005
PUMA 2-UP	1997	HP3036	XTX5014		HPX5014
PUMA 399	1972	HP3007			
PUMA 440	1972-1973	HP3015			
PUMA DELUXE	1994-1996	HP3008			HPX5005
PUMA DELUXE	1997	HP3036	XTX5014		HPX5014
PUMA PM340	1972	HP3004			
PUMA PM440	1972-1973	HP3015			
RIOT 8000 1.35IN.	2020		XTX5061	RPX5061	
RIOT 8000 1.6IN.	2021		XTX5061	RPX5061	
SABERCAT 500	2004-2005	HP3038	XTX5017		HPX5017
SABERCAT 500 EFI	2006	HP3038	XTX5017		HPX5017
SABERCAT 500 EFI LX	2006	HP3038	XTX5017		HPX5017
SABERCAT 500 LX	2004-2005	HP3038	XTX5017		HPX5017
SABERCAT 600	2004		XTX5017		HPX5017
SABERCAT 600 EFI	2004-2005		XTX5017		HPX5017
SABERCAT 600 EFI EXT	2004-2005		XTX5017		HPX5017
SABERCAT 600 EFI LX	2004-2006		XTX5017		HPX5017
SABERCAT 600 LX	2004		XTX5017		HPX5017
SABERCAT 700 EFI	2004-2005		XTX5017		HPX5017
SABERCAT 700 EFI EXT	2004-2006		XTX5017		HPX5017
SABERCAT 700 EFI LX	2004-2006		XTX5017		HPX5017
SNO PRO 500	2010-2014		XTX5036		
SUPER JAG	1987-1989				HPX5004
SUPER JAG	1990-1992	HP3008			HPX5005
T500	2008		XTX5032	RPX5032	
T500	2009		XTX5043		
T570	2008		XTX5032	RPX5032	
T570	2009-2014		XTX5043		
T660 TOURING	2004-2008				HPX5022
T660 TURBO	2005				HPX5029
T660 TURBO ST	2005				HPX5029
T660 TURBO ST	2006		XTX5037		
T660 TURBO TOURING	2004-2005				HPX5029
T660 TURBO TOURING	2006		XTX5037		
T660 TURBO TOURING	2007				HPX5022
T660 TURBO TOURING LE	2006-2007		XTX5037		
T660 TURBO TRAIL	2004				HPX5029

Model	Year	HP	XTX	RPX	HPX
Arctic Cat™					
T660 TURBO TRAIL	2006-2007		XTX5037		
T660 TURBO TRAIL LE	2006-2007		XTX5037		
THUNDERCAT	1993-1997		XTX5014		
THUNDERCAT	1998-2002		XTX5017		
THUNDERCAT MC	1997		XTX5014		
THUNDERCAT MC	1999-2000		XTX5017		
THUNDERCAT MOUNTAIN CAT	1994-1997		XTX5014		
THUNDERCAT MOUNTAIN CAT	1998-2000		XTX5017		
TRAIL CAT 300	1979-1980	HP3006			
TRAIL CAT 400	1980-1981	HP3006			
TRIPLE TOURING	1999-2001		XTX5017		HPX5017
TRIPLE TOURING 600	1999,2001		XTX5017		HPX5017
TZ1	2010-2014		XTX5047		
TZ1 LXR	2010-2014		XTX5047		
TZ1 TOURING	2008		XTX5036		
TZ1 TOURING LXR	2008		XTX5036		
TZ1 TURBO LXR	2009-2013		XTX5038		
WANKLE PANTHER	1974	HP3006			
WILDCAT	1991				HPX5005
WILDCAT	1992-1993				HPX5011
WILDCAT 650	1988-1990				HPX5005
WILDCAT 700	1991				HPX5005
WILDCAT 700	1992-1993				HPX5011
WILDCAT 700 EFI	1991-1992				HPX5005
WILDCAT 700 MOUNTAIN CAT	1991				HPX5005
WILDCAT 700 MOUNTAIN CAT	1992				HPX5011
WILDCAT 700 MOUNTAIN CAT EFI	1992				HPX5005
WILDCAT EFI	1991-1992				HPX5005
WILDCAT EFI	1993-1994				HPX5011
WILDCAT EFI	1995-1996		XTX5014		HPX5014
WILDCAT EFI 700	1995		XTX5014		HPX5014
WILDCAT EFI MOUNTAIN CAT	1991-1992				HPX5005
WILDCAT EFI MOUNTAIN CAT	1994				HPX5011
WILDCAT MOUNTAIN CAT	1989-1991				HPX5005
WILDCAT MOUNTAIN CAT	1992-1993				HPX5011
WILDCAT MOUNTAIN CAT	1995-1996		XTX5014		HPX5014
WILDCAT MOUNTAIN CAT EFI	1993-1994				HPX5011
WILDCAT TOURING	1995-1996		XTX5014		HPX5014
XF 6000 CROSS COUNTRY	2015		XTX5046	RPX5046	
XF 6000 CROSS COUNTRY	2017		XTX5046	RPX5046	
LIMITED ES					
XF 6000 CROSS COUNTRY	2018-2019		XTX5062		
LIMITED ES					
XF 6000 CROSSTOUR	2015		XTX5046	RPX5046	
XF 6000 CROSSTOUR ES	2018		XTX5062		
XF 6000 CROSSTREK	2016		XTX5046	RPX5046	
XF 6000 CROSSTREK ES	2017		XTX5046	RPX5046	
XF 6000 CROSSTREK ES	2018		XTX5062		
XF 6000 HIGH COUNTRY	2015-2017		XTX5046	RPX5046	
XF 6000 HIGH COUNTRY ES	2018-2019		XTX5062		
XF 6000 HIGH COUNTRY	2017		XTX5046	RPX5046	
LIMITED ES					
XF 6000 LIMITED	2015		XTX5046	RPX5046	
XF 6000 LXR	2015		XTX5046	RPX5046	
XF 6000 SNO PRO	2015		XTX5046	RPX5046	
XF 7000 CROSS COUNTRY	2015		XTX5048		
XF 7000 CROSS COUNTRY	2014		XTX5048		
SNO PRO					
XF 7000 CROSSTOUR	2014-2017		XTX5048		
XF 7000 CROSSTOUR	2018		XTX5063		
XF 7000 CROSSTREK	2016-2017		XTX5048		
XF 7000 CROSSTREK	2018		XTX5063		
XF 7000 HIGH COUNTRY	2015-2016		XTX5048		
XF 7000 LIMITED	2015		XTX5048		
XF 7000 LXR	2015		XTX5048		
XF 7000 SNO PRO	2015		XTX5048		
XF 8000 CROSS COUNTRY	2015		XTX5046	RPX5046	
XF 8000 CROSS COUNTRY	2015		XTX5046	RPX5046	
LIMITED					
XF 8000 CROSS COUNTRY	2017		XTX5046	RPX5046	
LIMITED ES					
XF 8000 CROSS COUNTRY	2018-2019		XTX5061	RPX5061	
LIMITED ES					
XF 8000 CROSS COUNTRY	2014		XTX5046	RPX5046	
SNO PRO					

TERMS & INDEX
NEW
HELMETS
HELMET ACCESSORIES
APPAREL
ACCESSORIES
TRACKS & SUSPENSION
STEERING
TRANS MISSION
PLOW & WINCH
WIND SHIELDS
BRAKES & CARB.
ENGINE PARTS
ELECTRICAL
TRAILER
CHEMICALS
TECH & TOOLS
P.O.P

DAYCO DRIVE BELTS

CODE = C

KEYWORD = 21



See Pages 463-464 for Dimensions

Model	Year	HP	XTX	RPX	HPX
Arctic Cat™					
XF 8000 CROSSTOUR	2014-2015		XTX5046	RPX5046	
XF 8000 CROSSTREK	2016		XTX5046	RPX5046	
XF 8000 CROSSTREK ES	2017		XTX5046	RPX5046	
XF 8000 CROSSTREK ES	2018		XTX5061	RPX5061	
XF 8000 HIGH COUNTRY	2015-2017		XTX5046	RPX5046	
XF 8000 HIGH COUNTRY	2018-2019		XTX5061	RPX5061	
XF 8000 HIGH COUNTRY LIMITED	2014-2016		XTX5046	RPX5046	
XF 8000 HIGH COUNTRY	2017		XTX5046	RPX5046	
LIMITED ES 141					
XF 8000 HIGH COUNTRY	2018-2019		XTX5061	RPX5061	
LIMITED ES 141					
XF 8000 HIGH COUNTRY	2017		XTX5046	RPX5046	
LIMITED ES 153					
XF 8000 HIGH COUNTRY	2018-2019		XTX5061	RPX5061	
LIMITED ES 153					
XF 8000 HIGH COUNTRY SNO PRO	2014		XTX5046	RPX5046	
XF 8000 LIMITED	2014-2015		XTX5046	RPX5046	
XF 8000 LXR	2014-2015		XTX5046	RPX5046	
XF 8000 SNO PRO	2014-2015		XTX5046	RPX5046	
XF 9000 CROSS COUNTRY	2015		XTX5045	RPX5045	
LIMITED					
XF 9000 CROSS COUNTRY	2017		XTX5060		
LIMITED					
XF 9000 CROSS COUNTRY	2018-2019		XTX5063		
LIMITED					
XF 9000 CROSS COUNTRY	2014		XTX5045	RPX5045	
SNO PRO					
XF 9000 CROSSTOUR	2014-2015		XTX5045	RPX5045	
XF 9000 CROSSTOUR	2018		XTX5063		
XF 9000 CROSSTREK	2016		XTX5045	RPX5045	
XF 9000 CROSSTREK	2017		XTX5060		
XF 9000 CROSSTREK	2018		XTX5063		
XF 9000 HIGH COUNTRY	2015		XTX5045	RPX5045	
XF 9000 HIGH COUNTRY LIMITED	2014-2016		XTX5045	RPX5045	
XF 9000 HIGH COUNTRY	2017		XTX5060		
LIMITED 141					
XF 9000 HIGH COUNTRY	2018		XTX5063		
LIMITED 141					
XF 9000 HIGH COUNTRY	2017		XTX5060		
LIMITED 153					
XF 9000 HIGH COUNTRY	2018-2019		XTX5063		
LIMITED 153					
XF 9000 HIGH COUNTRY SNO PRO	2014		XTX5045	RPX5045	
XF 9000 LIMITED	2014-2015		XTX5045	RPX5045	
XF 9000 LXR	2014-2015		XTX5045	RPX5045	
XF 9000 SNO PRO	2014-2015		XTX5045	RPX5045	
Z 250	1976-1977	HP3018			
Z 340	1977	HP3018			
Z 370	1999-	HP3038	XTX5017		HPX5017
	2003,2005-				
	2007				
Z 370	2004	HP3036	XTX5014		HPX5014
Z 370 ES	2000-2002	HP3038	XTX5017		HPX5017
Z 370 ESR	2003	HP3038	XTX5017		HPX5017
Z 370 LX	2004-2007	HP3038	XTX5017		HPX5017
Z 440	1976-1977	HP3018			
Z 440	1995-1998	HP3036	XTX5014		HPX5014
Z 440	1999-2002	HP3038	XTX5017		HPX5017
Z 440 ES	2000-2002	HP3038	XTX5017		HPX5017
Z 440 ESR	2003	HP3038	XTX5017		HPX5017
Z 440 LX	2004-2006	HP3038	XTX5017		HPX5017
Z 440 SNO PRO	1999-2003	HP3038	XTX5017		HPX5017
Z 570	2002-2007		XTX5017		HPX5017
Z 570 ESR	2002-2003		XTX5017		HPX5017
Z 570 LX	2004-2007		XTX5017		HPX5017
Z 570 SS	2002		XTX5017		HPX5017
Z1 SNO PRO	2011		XTX5047		
Z1 TURBO EXT	2010-2011		XTX5038		
Z1 TURBO LXR	2009,2011		XTX5038		
Z1 TURBO LXR	2010		XTX5047		
Z1 TURBO SNO PRO	2009-2011		XTX5038		
Z1 TURBO SNO PRO LIMITED	2010		XTX5038		
ZL 440	1997	HP3036	XTX5014		HPX5014
ZL 440	1998-2000	HP3038	XTX5017		HPX5017
ZL 440 LC	1997	HP3036	XTX5014		HPX5014

Model	Year	HP	XTX	RPX	HPX
Arctic Cat™					
ZL 500	1998-	HP3038	XTX5017		HPX5017
	2000,2002				
ZL 500 EFI	1999-2000	HP3038	XTX5017		HPX5017
ZL 500 EFI ESR	2001	HP3038	XTX5017		HPX5017
ZL 550	2001-2003		XTX5017		HPX5017
ZL 550 EFI ESR	2002		XTX5017		HPX5017
ZL 550 ESR	2000-2003		XTX5017		HPX5017
ZL 580 EFI ESR	2000		XTX5017		HPX5017
ZL 600	1999-2000		XTX5017		HPX5017
ZL 600 EFI	1999-2003		XTX5017		HPX5017
ZL 600 EFI ESR	2001-2003		XTX5017		HPX5017
ZL 600 EFI SS	2002-2003		XTX5017		HPX5017
ZL 600 EFI SS ESR	2003		XTX5017		HPX5017
ZL 700	2000		XTX5017		HPX5017
ZL 800 EFI ESR	2002-2003		XTX5017		
ZL 800 EFI SS	2002-2003		XTX5017		
ZL 800 ESR	2001		XTX5017		
ZR 200 ES	2018-2019		XTX5068		
ZR 2K	2000	HP3038	XTX5017		HPX5017
ZR 3000	2018-2019		XTX5044		
ZR 3000 LXR	2017		XTX5044		
ZR 400	1995	HP3036	XTX5014		HPX5014
ZR 4000 LXR	2015-2017		XTX5046	RPX5046	
ZR 4000 RR	2015-2016		XTX5046	RPX5046	
ZR 4000 SNO PRO	2017		XTX5046	RPX5046	
ZR 440	1993-1996	HP3036	XTX5014		HPX5014
ZR 440	1993-1997		XTX5014		HPX5014
ZR 440	1998	HP3038	XTX5017		HPX5017
ZR 440 SNO PRO	1998-1999	HP3038	XTX5017		HPX5017
ZR 440 SNO PRO	2000-2002		XTX5014		HPX5014
ZR 500	1998-2002	HP3038	XTX5017		HPX5017
ZR 500 EFI	1999-2001	HP3038	XTX5017		HPX5017
ZR 500 EFI LE	1999	HP3038	XTX5017		HPX5017
ZR 500 LE	1999,2002	HP3038	XTX5017		HPX5017
ZR 5000 LXR	2014-2017		XTX5044		
ZR 580	1993-1996		XTX5014		HPX5014
ZR 580 EFI	1995-1997		XTX5014		HPX5014
ZR 580 EFI ETT	1996		XTX5014		HPX5014
ZR 600	1998-2002		XTX5017		HPX5017
ZR 600 BLAIR MORGAN	2000				HPX5017
ZR 600 EFI	1998-2002		XTX5017		HPX5017
ZR 600 EFI LE	1998-2001		XTX5017		HPX5017
ZR 600 EFI LE XC	1998		XTX5017		HPX5017
ZR 600 LE	1999		XTX5017		HPX5017
ZR 600 VEV	2001		XTX5017		HPX5017
ZR 6000 EL TIGRE	2014-2016		XTX5046	RPX5046	
ZR 6000 EL TIGRE ES	2014		XTX5046	RPX5046	
ZR 6000 EL TIGRE ES 129	2017		XTX5046	RPX5046	
ZR 6000 EL TIGRE ES 129	2018		XTX5062		
ZR 6000 EL TIGRE ES 137	2017		XTX5046	RPX5046	
ZR 6000 EL TIGRE ES 137	2018		XTX5062		
ZR 6000 ES 129	2018-2020		XTX5062		
ZR 6000 ES 137	2018-2020		XTX5062		
ZR 6000 LIMITED	2015		XTX5046	RPX5046	
ZR 6000 LIMITED 129	2016		XTX5046	RPX5046	
ZR 6000 LIMITED 137	2016		XTX5046	RPX5046	
ZR 6000 LIMITED ES 129	2017		XTX5046	RPX5046	
ZR 6000 LIMITED ES 129	2018-2019		XTX5062		
ZR 6000 LIMITED ES 129 IACT	2019		XTX5062		
ZR 6000 LIMITED ES 137	2017		XTX5046	RPX5046	
ZR 6000 LIMITED ES 137	2018-2019		XTX5062		
ZR 6000 LIMITED ES 137 IACT	2019		XTX5062		
ZR 6000 LXR	2015		XTX5046	RPX5046	
ZR 6000 LXR 129	2016		XTX5046	RPX5046	
ZR 6000 LXR 137	2016		XTX5046	RPX5046	
ZR 6000 LXR ES 129	2017		XTX5046	RPX5046	
ZR 6000 LXR ES 137	2017		XTX5046	RPX5046	
ZR 6000 R XC 129	2018		XTX5049	RPX5049	
ZR 6000 RR	2014-2016		XTX5046	RPX5046	
ZR 6000 RR ES 129	2017		XTX5046	RPX5046	
ZR 6000 RR ES 137	2017		XTX5046	RPX5046	
ZR 6000 RR ES 137	2018-2019		XTX5062		
ZR 6000 RS	2017		XTX5049	RPX5049	
ZR 6000 SNO PRO	2015		XTX5046	RPX5046	
ZR 6000 SNO PRO 129	2016		XTX5046	RPX5046	

DAYCO DRIVE BELTS

CODE = C

KEYWORD = 21



See Pages 463-464 for Dimensions

Model	Year	HP	XTX	RPX	HPX
Polaris™					
COBRA 440	1978	HP3010			
COBRA 440	1979	HP3020			HPX5013
COLT 175	1972-1974, 1976	HP3010			
COLT 250	1972, 1975-1977	HP3010			
COLT 250	1978	HP3020			
COLT 250 (244CC)	1972-1974, 1976-1977	HP3010			
COLT 250 (244CC)	1978	HP3020			
COLT 295	1972-1974	HP3010			
COLT 295 SS	1972	HP3010			
COLT 340	1975-1976	HP3010			
COLT S/S 250	1974-1977	HP3010			
COLT S/S 295	1972-1974	HP3010			
COLT S/S 340	1973-1977	HP3010			
CROSS COUNTRY	1983	HP3020			HPX5013
CUSTOMER II 250	1974	HP3020			
CUSTOMER II 530	1974	HP3020			
ELECTRA 250	1975-1977	HP3020			
ELECTRA 340	1974-1977	HP3020			
ELECTRA 440	1974-1977	HP3020			
FRONTIER	2002		XTX5019	RPX5019	
FRONTIER CLASSIC	2003-2004		XTX5019	RPX5019	
FRONTIER TOURING	2003		XTX5020	RPX5020	
FRONTIER TOURING	2004-2005		XTX5019	RPX5019	
FS CLASSIC	2006		XTX5039		
FS IQ TOURING	2007-2009		XTX5039		
FS IQ WIDETRACK	2012-2013		XTX5051		
FS TOURING	2006		XTX5039		
FST CLASSIC	2006		XTX5039		
FST IQ	2007		XTX5039		
FST IQ CRUISER	2007-2008		XTX5039		
FST IQ LX	2007		XTX5039		
FST IQ TOURING	2007-2010		XTX5039		
FST SWITCHBACK	2006-2007		XTX5039		
FST TOURING	2006		XTX5039		
GALAXY 340	1980	HP3020			HPX5013
GALAXY 440	1980-1981	HP3020			HPX5013
GEMINI	1983	HP3010			
GEMINI 244	1979-1981	HP3010			
GEMINI 250	1979-1980	HP3010			
INDY EVO	2019		XTX5052		
INDY EVO	2021		XTX5064		
INDY EVO ES	2019		XTX5052		
INDY TRAIL DELUXE	1993	HP3029			
IQ CRUISER	2008		XTX5039		
IQ SHIFT	2008		XTX5020	RPX5020	HPX5020
IQ TURBO DRAGON	2009-2010		XTX5039		
IQ TURBO LX	2008		XTX5039		
LITE	1991-1992	HP3027			
LITE	1993-1998	HP3021			HPX5000
LITE DELUXE	1992	HP3027			
LITE DELUXE	1993-1998	HP3021			HPX5000
LITE GT	1991-1992	HP3017			
LITE GT	1993-1997	HP3021			HPX5000
LITE TOURING	1998	HP3021			HPX5000
LONGTRAK	1985-1988				HPX5013
LONGTRAK	1987-1988	HP3020			HPX5013
LONGTRAK W/ REVERSE	1986-1987, 1989				HPX5013
LONGTRAK W/ REVERSE	1987, 1989	HP3020			HPX5013
MUSTANG 400	1972	HP3010			
MUSTANG 530	1972-1973	HP3010			
RMK EVO 144	2021		XTX5064		
RMK SHIFT 155	2008		XTX5020	RPX5020	HPX5020
S/S 340	1978	HP3010			
SPORT	1987-1989	HP3024			HPX5012
SPORT	1991-1992	HP3029			
SPORT	1993-1999	HP3034			
SPORT GT	1990	HP3024			
SPORT GT	1991-1992	HP3029			
SPORT SKS	1994	HP3034			
SPORT TOURING	1995-1999	HP3034			
SPORT TOURING	2000-2003				HPX5013

Model	Year	HP	XTX	RPX	HPX
Polaris™					
SPORT TOURING	2004		XTX5020	RPX5020	HPX5020
SPORT TOURING ES	2001				HPX5013
SPRINT	1986-1987	HP3024			HPX5012
SPRINT ES	1986-1989	HP3024			HPX5012
SPRINT ES	1986-1990				HPX5012
SS	1985-1986				HPX5012
SS LONGTRAK	1983	HP3020			
STAR	1983-1990	HP3020			HPX5013
STAR LONG TRACK 250	1984	HP3020			HPX5013
STAR TRAK	1987-1990	HP3020			HPX5013
STAR TWIN	1985	HP3024			HPX5012
STAR TWIN ES	1985	HP3024			HPX5012
STARLITE	1991-1992	HP3027			
STARLITE	1993-1995	HP3035			
STARLITE	1994				HPX5000
STARLITE GT	1993	HP3021			HPX5000
STARLITE GT	1994	HP3035			
STORM	1993-1998				HPX5026
STORM RMK	1996-1997				HPX5026
STORM SE	1997				HPX5026
STORM SKS	1993-1996				HPX5026
SUPER SPORT	1983-1984, 1997	HP3020			HPX5013
SUPER SPORT	1983-1984, 1997-2000				HPX5013
SUPER SPORT	1985	HP3024			HPX5012
SUPER SPORT	1994-1996	HP3034			
SUPER SPORT	2001-2008		XTX5020	RPX5020	HPX5020
SUPER SPORT M-10	2003-2004		XTX5020	RPX5020	HPX5020
SUPER SPORT X	2003		XTX5020	RPX5020	HPX5020
SUPERTRAK	1992	HP3020			HPX5013
TC 175	1975	HP3010			
TC 250	1975	HP3010			
TRAIL	1985-1999	HP3020			HPX5013
TRAIL 488	1985	HP3020			HPX5013
TRAIL DELUXE	1988-1992, 1994-1995	HP3020			HPX5013
TRAIL DELUXE	1993	HP3034			
TRAIL ES	1987-1989	HP3020			HPX5013
TRAIL RMK	1997-2003				HPX5013
TRAIL RMK	2004-2010		XTX5020	RPX5020	HPX5020
TRAIL SKS	1987-1989	HP3020			HPX5013
TRAIL SP	1986, 1988-1989	HP3020			HPX5013
TRAIL SUPER TRAK	1989-1991	HP3020			HPX5013
TRAIL TOURING	1996, 1999	HP3020			HPX5013
TRAIL TOURING	1996-2000, 2002-2003				HPX5013
TRAIL TOURING	2004-2006, 2010		XTX5020	RPX5020	HPX5020
TRAIL TOURING DLX	2005-2009		XTX5020	RPX5020	HPX5020
TRAIL WIDE TRAK	1990	HP3020			HPX5013
TRAN SPORT	1996-1999	HP3034			
TURBO DRAGON	2008		XTX5039		
TURBO IQ	2011-2012		XTX5039		
TURBO IQ LX	2011-2012		XTX5039		
TURBO IQ LXT	2011-2014		XTX5039		
TURBO LX	2010		XTX5039		
TURBO SWITCHBACK	2008-2009		XTX5039		
TX 250	1974-1975	HP3002			
TX 250	1976	HP3020			HPX5013
TX 250	1976-1977	HP3020			
TX 340	1973-1974	HP3002			
TX 340	1976, 1979-1980	HP3020			HPX5013
TX 340	1976-1977, 1979-1980	HP3020			
TX 440	1976, 1979-1980	HP3020			HPX5013
TX 440	1976-1977, 1979-1980	HP3020			
TX 500	1974-1975	HP3002			
TX-C	1979-1980	HP3020			HPX5013
TX-L 340	1977, 1979-1982	HP3020			

DAYCO DRIVE BELTS

CODE = C | KEYWORD = 21



See Pages 463-464 for Dimensions

Model	Year	HP	XTX	RPX	HPX
Polaris™					
TX-L 340	1979-1982	HP3020			HPX5013
TX340	1972	HP3010			
TXL INDY	1980	HP3020			
ULTRA	1997-1998				HPX5013
ULTRA RMK	1996	HP3020			HPX5013
ULTRA SKS	1996	HP3020			HPX5013
ULTRA SP	1996	HP3020			HPX5013
ULTRA SP	1996-1997				HPX5013
ULTRA SPX	1997				HPX5013
ULTRA SPX SE	1997				HPX5013
ULTRA TOURING	1997-1998				HPX5013
WIDE TRACK IQ	2009-2010		XTX5051		
WIDE TRACK LX	2011	HP3020			HPX5013
WIDE TRAK	1991-1993	HP3020			HPX5013
WIDE TRAK GT	1993-1997	HP3020			HPX5013
WIDE TRAK LX	1994-2010	HP3020			HPX5013
WIDETRAK LX	2005-2007				HPX5013
WIDETRAK LX	2006-2007	HP3020			HPX5013
XC 400	1991	HP3020			HPX5013
XCF	1997-1999	HP3020			HPX5013
XCF	2000		XTX5020	RPX5020	HPX5020
XCF SP	1999				HPX5013
XCF SP	2001	HP3020	XTX5020	RPX5020	
XLT	1993-1997	HP3020			HPX5013
XLT CLASSIC	1998-1999				HPX5013
XLT LTD	1997	HP3020			HPX5013
XLT LTD	1997-1998				HPX5013
XLT LTD SP	1997	HP3020			HPX5013
XLT RMK	1995-1997	HP3020			HPX5013
XLT SKS	1993-1997	HP3020			HPX5013
XLT SP	1992-1996,				HPX5013
	1998-1999				
XLT SP	1992-1997	HP3020			
XLT SP LT	1995	HP3020			HPX5013
XLT SP XTRA	1994	HP3020			HPX5013
XLT TOURING	1995-1997	HP3020			HPX5013
XLT TOURING	1995-1999				HPX5013
Ski-Doo™					
ALPINE	1980-1987	HP3019			HPX5002
ALPINE 370	1969	HP3001			
ALPINE 399ER	1970-1971	HP3001			
ALPINE 399R	1970-1971	HP3001			
ALPINE 440	1975	HP3001			
ALPINE 440ER	1973	HP3001			
ALPINE 440R	1973	HP3001			
ALPINE 640	1969	HP3001			
ALPINE 640ER	1971-1973,	HP3001			
	1976				
ALPINE 640ER	1976-1977	HP3019			HPX5002
ALPINE II	1988	HP3023	XTX5007		HPX5007
ALPINE II	1994-1995	HP3032			
BACKCOUNTRY E-TEC 850	2019-2021		XTX5034	RPX5034	
BACKCOUNTRY X E-TEC 850	2019-2021		XTX5034	RPX5034	
BACKCOUNTRY X-RS E-TEC 850	2019		XTX5034	RPX5034	
BLIZZARD 5500	1979-1982	HP3019			HPX5002
BLIZZARD 5500 MX	1982	HP3019			HPX5002
BLIZZARD 5500 MX	1984				HPX5007
BLIZZARD 6500 PLUS	1978	HP3019			HPX5002
BLIZZARD 7500	1980-1981	HP3019			HPX5002
BLIZZARD 7500 PLUS	1979-1981	HP3019			HPX5002
BLIZZARD 9500	1980-1982	HP3019			HPX5002
BLIZZARD 9500 PLUS	1979-1981	HP3019			HPX5002
BLIZZARD 9700	1983-1984				HPX5007
BLIZZARD MX	1983	HP3019			HPX5002
BLIZZARD MX	1984				HPX5007
CHEYENNE R	1990-1991	HP3023	XTX5007		HPX5007
CITATION	1978-1979,	HP3019			HPX5002
	1987,1991				
CITATION 300	1978-1979	HP3019			HPX5002
CITATION 3500	1980-1984	HP3019			HPX5002
CITATION 4500	1980-1983	HP3019			HPX5002
CITATION 4500E	1983	HP3019			HPX5002
CITATION E	1985,1991	HP3019			HPX5002
CITATION ELECTRO	1991	HP3019			HPX5002
CITATION LS	1985-1986,	HP3019			HPX5002
	1988-1991				

Model	Year	HP	XTX	RPX	HPX
Ski-Doo™					
CITATION LSE	1985-1986,	HP3019			HPX5002
	1988-1991				
CITATION SS	1980-1983	HP3019			HPX5002
CROSS COUNTRY	1979	HP3001			
ELAN	1978, 1982-	HP3001			
	1996				
ELAN 250	1971-1987,	HP3001			
	1990-1996				
ELAN 250 DELUXE	1974-1979	HP3001			
ELAN 250 TWIN	1974	HP3001			
ELAN 250D	1975	HP3001			
ELAN 250E	1971-1974	HP3001			
ELAN 250T	1973-1974	HP3001			
ELAN 300SS	1975	HP3001			
ELAN DELUXE	1974,1979	HP3001			
ELAN S	1979-1981	HP3001			
ELAN SS	1973-1975	HP3001			
ELITE	1973-1975	HP3001			
ELITE	1980-1981	HP3019			HPX5002
ELITE 440	1975	HP3001			
ELITE 440ER	1974	HP3001			
ELITE L/C	1980-1982	HP3019			HPX5002
ESCAPEDE	1987-1988	HP3023	XTX5007		HPX5007
EVEREST	1980-1982	HP3019			HPX5002
EVEREST 340	1977-1979	HP3019			HPX5002
EVEREST 340E	1977-1979	HP3019			HPX5002
EVEREST 440	1974-1975	HP3001			
EVEREST 440	1976-1979	HP3019			HPX5002
EVEREST 440E	1975	HP3001			
EVEREST 440E	1976-1979	HP3019			HPX5002
EVEREST 440SM	1974	HP3001			
EVEREST 500	1980-1983	HP3019			HPX5002
EVEREST 500E	1983	HP3019			HPX5002
EVEREST L/C	1979-1983	HP3019			HPX5002
EXPEDITION	2005		XTX5004		HPX5004
EXPEDITION 1200	2010		XTX5034	RPX5034	
EXPEDITION 1200 SE	2010		XTX5034	RPX5034	
EXPEDITION 4-TEC	2004		XTX5042		
EXPEDITION 550F	2005		XTX5004		HPX5004
EXPEDITION 550F SPORT	2006-2008,		XTX5004		HPX5004
	2012				
EXPEDITION 600	2010		XTX5034	RPX5034	
EXPEDITION 600 SE	2010		XTX5034	RPX5034	
EXPEDITION 800 TUV YETI II	2009		XTX5042		
EXPEDITION LE 4-TEC 1200	2011-2019		XTX5034	RPX5034	
EXPEDITION LE ACE 900	2015-2021		XTX5034	RPX5034	
EXPEDITION LE ACE 900 TURBO	2020-2021		XTX5034	RPX5034	
EXPEDITION LE E-TEC 600 HO	2011-2015,		XTX5034	RPX5034	
	2017-2019				
EXPEDITION SE 4-TEC 1200	2011-2019		XTX5034	RPX5034	
EXPEDITION SE ACE 900	2015-2021		XTX5034	RPX5034	
EXPEDITION SE ACE 900 TURBO	2020-2021		XTX5034	RPX5034	
EXPEDITION SE E-TEC 600 HO	2011-2015,		XTX5034	RPX5034	
	2017-2019				
EXPEDITION SPORT	2006-2007		XTX5004		HPX5004
EXPEDITION SPORT	2007				HPX5004
EXPEDITION SPORT 550F	2011		XTX5056		
EXPEDITION SPORT 550F	2013-2014		XTX5004		HPX5004
EXPEDITION SPORT 550F	2015-2020		XTX5019	RPX5019	HPX5019
EXPEDITION SPORT 600 ACE	2011		XTX5004		HPX5004
EXPEDITION SPORT 600 ACE	2012-2021		XTX5019	RPX5019	HPX5019
EXPEDITION SPORT ACE 900	2014-2021		XTX5034	RPX5034	
EXPEDITION SPORT V-800	2007-2008		XTX5024		
EXPEDITION SWT ACE 900	2019-2021		XTX5034	RPX5034	
EXPEDITION TUV	2005-2007		XTX5042		
EXPEDITION TUV 600	2005-2008		XTX5042		
EXPEDITION TUV V-1000	2005-2006		XTX5042		
EXPEDITION TUV V-800	2007		XTX5024		
EXPEDITION TUV V-800	2008		XTX5042		
EXPEDITION V-1300	2008		XTX5042		
EXPEDITION XTREME E-TEC 800R	2016-2019		XTX5034	RPX5034	
FORMULA 500	1997-1998		XTX5004		HPX5004
FORMULA 500 DELUXE	1997-1998		XTX5004		HPX5004
FORMULA 583	1997		XTX5004		HPX5004
FORMULA 583 DELUXE	1998		XTX5004		HPX5004

TERMS & INDEX
NEW
HELMETS
HELMET ACCESSORIES
APPAREL
ACCESSORIES
TRACKS & SUSPENSION
STEERING
TRANS MISSION
PLOW & WINCH
WIND SHIELDS
BRAKES & CARB.
ENGINE PARTS
ELECTRICAL
TRAILER
CHEMICALS
TECH & TOOLS
P.O.P

DAYCO DRIVE BELTS

CODE = C

KEYWORD = 21



See Pages 463-464 for Dimensions

Model	Year	HP	XTX	RPX	HPX
Ski-Doo™					
FORMULA DELUXE	2000			RPX5019	
FORMULA DELUXE	2001	HP3005	XTX5004		HPX5004
FORMULA DELUXE 380 FAN	2001	HP3005	XTX5004		HPX5004
FORMULA DELUXE 500	1997-1998, 2001		XTX5004		HPX5004
FORMULA DELUXE 500	2001	HP3005	XTX5004		HPX5004
FORMULA DELUXE 500 FAN	1999-2001		XTX5004		HPX5004
FORMULA DELUXE 500 FAN	2000-2001	HP3005	XTX5004		HPX5004
FORMULA DELUXE 500 LC	1999-2000		XTX5004		HPX5004
FORMULA DELUXE 583	1998-1999		XTX5004		HPX5004
FORMULA DELUXE 600	2000		XTX5019	RPX5019	HPX5019
FORMULA DELUXE 600	2001		XTX5004		HPX5004
FORMULA DELUXE 600 GSE	2001		XTX5019	RPX5019	HPX5019
FORMULA DELUXE 670	1999		XTX5019	RPX5019	HPX5019
FORMULA DELUXE 700	2000		XTX5004		HPX5004
FORMULA DELUXE 700 GS	2001		XTX5004		HPX5004
FORMULA DELUXE 700 GSE	2001		XTX5019	RPX5019	HPX5019
FORMULA DELUXE FAN	1999-2001	HP3005	XTX5004		HPX5004
FORMULA DELUXE GS	2001		XTX5004		HPX5004
FORMULA DELUXE GSE	2001		XTX5019	RPX5019	HPX5019
FORMULA DELUXE LC	2000		XTX5004		HPX5004
FORMULA GRAND TOURING	1992-1993				HPX5007
FORMULA GRAND TOURING	1993		XTX5007		HPX5007
FORMULA III	1995-1997		XTX5019	RPX5019	HPX5019
FORMULA III	2000		XTX5015		HPX5015
FORMULA III 600	1998				HPX5018
FORMULA III 600	1999		XTX5015		HPX5015
FORMULA III 600 LT	1998				HPX5018
FORMULA III 600 R	1998				HPX5018
FORMULA III 700	1998				HPX5018
FORMULA III 700	1999		XTX5015		HPX5015
FORMULA III 700 R	2000		XTX5015		HPX5015
FORMULA III 800	1999-2000		XTX5015		HPX5015
FORMULA III LT	1996-1997				HPX5019
FORMULA III LT	1997		XTX5019	RPX5019	HPX5019
FORMULA LC	2000		XTX5004		HPX5004
FORMULA LT	1994-1995		XTX5004		HPX5004
FORMULA MACH 1	1989-1993		XTX5007		HPX5007
FORMULA MACH 1 II	1993		XTX5007		HPX5007
FORMULA MACH 1 X	1991		XTX5007		HPX5007
FORMULA MACH 1 XTC	1990-1991, 1993		XTX5007		HPX5007
FORMULA MACH I	1989-1990	HP3023	XTX5007		HPX5007
FORMULA MACH I	1989-1993		XTX5007		HPX5007
FORMULA MACH I X	1991				HPX5007
FORMULA MACH I XTC	1990	HP3023			HPX5007
FORMULA MACH I XTC	1991, 1993		XTX5007		HPX5007
FORMULA MACH II	1993		XTX5007		HPX5007
FORMULA MACH Z	1995		XTX5019	RPX5019	
FORMULA MX	1985-1993	HP3023	XTX5007		HPX5007
FORMULA MX	1994	HP3005			HPX5003
FORMULA MX LT	1987-1990	HP3023	XTX5007		HPX5007
FORMULA MX XTC	1991	HP3023	XTX5007		HPX5007
FORMULA MX XTC R	1993	HP3023	XTX5007		HPX5007
FORMULA MX Z	1994	HP3005			HPX5003
FORMULA MX ZX	1994	HP3005			HPX5003
FORMULA MXE	1991	HP3023	XTX5007		HPX5007
FORMULA MXZ	1994	HP3005			HPX5003
FORMULA PLUS	1985-1992	HP3023	XTX5007		HPX5007
FORMULA PLUS	1985-1993		XTX5007		HPX5007
FORMULA PLUS E	1991, 1993		XTX5007		HPX5007
FORMULA PLUS E	1991-1992	HP3023			HPX5007
FORMULA PLUS EFI	1993		XTX5007		HPX5007
FORMULA PLUS II	1993		XTX5007		HPX5007
FORMULA PLUS LT	1989-1990	HP3023	XTX5007		HPX5007
FORMULA PLUS MX	1991	HP3023			HPX5007
FORMULA PLUS MX X	1991	HP3023			HPX5007
FORMULA PLUS X	1991-1993		XTX5007		HPX5007
FORMULA PLUS XTC	1991	HP3023	XTX5007		HPX5007
FORMULA PLUS XTC	1991-1993		XTX5007		HPX5007
FORMULA S	1995-2000	HP3005			HPX5004
FORMULA S	1996-2000	HP3005	XTX5004		HPX5004
FORMULA S ELECTRIC	1998	HP3005	XTX5004		HPX5004
FORMULA SL	1995-1999	HP3005	XTX5004		HPX5004
FORMULA SLS	1996		XTX5004		HPX5004

Model	Year	HP	XTX	RPX	HPX
Ski-Doo™					
FORMULA SP	1986	HP3023	XTX5007		HPX5007
FORMULA SS	1985	HP3023	XTX5007		HPX5007
FORMULA SS	1995-1996		XTX5019	RPX5019	HPX5019
FORMULA ST	1994		XTX5004		HPX5004
FORMULA STX	1994-1996		XTX5004		HPX5004
FORMULA STX II	1994		XTX5004		HPX5004
FORMULA XTC	1992	HP3023	XTX5007		HPX5007
FORMULA XTC E	1992	HP3023			HPX5007
FORMULA XTC II	1992	HP3023			HPX5007
FORMULA Z	1994-1997, 2000		XTX5004		HPX5004
FORMULA Z 500	1999		XTX5004		HPX5004
FORMULA Z 583	1998-1999		XTX5004		HPX5004
FORMULA Z 600	2000		XTX5004		HPX5004
FORMULA Z 670	1998-1999		XTX5019	RPX5019	HPX5019
FORMULA Z 700	2000		XTX5004		HPX5004
FREERIDE E-TEC 850 137	2018-2020		XTX5034		
FREERIDE E-TEC 850 137	2019-2020		XTX5034	RPX5034	
FREERIDE E-TEC 850 146	2018-2021		XTX5034		
FREERIDE E-TEC 850 146	2019-2021		XTX5034	RPX5034	
FREERIDE E-TEC 850 154	2018-2021		XTX5034		
FREERIDE E-TEC 850 154	2019-2021		XTX5034	RPX5034	
FREERIDE E-TEC 850 165	2018-2021		XTX5034		
FREERIDE E-TEC 850 165	2019-2021		XTX5034	RPX5034	
FREERIDE S-38 E-TEC 850 154	2018-2019		XTX5034		
FREERIDE S-38 E-TEC 850 154	2019		XTX5034	RPX5034	
FREESTYLE BACK COUNTRY	2007		XTX5004		HPX5004
FREESTYLE BACK COUNTRY 550F	2007-2009		XTX5004		HPX5004
FREESTYLE PARK	2007		XTX5004		HPX5004
FREESTYLE PARK 550F	2007-2008		XTX5004		HPX5004
FREESTYLE SESSION	2007		XTX5004		HPX5004
FREESTYLE SESSION 550F	2007		XTX5004		HPX5004
GRAND TOURING	1994		XTX5007		HPX5007
GRAND TOURING	2000-2001		XTX5004		HPX5004
GRAND TOURING 1200 LE	2010		XTX5034	RPX5034	
GRAND TOURING 1200 SE	2010-2011		XTX5034	RPX5034	
GRAND TOURING 1200 SE 4-TEC	2013-2014		XTX5034	RPX5034	
GRAND TOURING 380 FAN	2002-2003	HP3005	XTX5004		HPX5004
GRAND TOURING 470	1995	HP3005			HPX5003
GRAND TOURING 500	1996-1999, 2001		XTX5004		HPX5004
GRAND TOURING 500 FAN	2002	HP3005	XTX5004		HPX5004
GRAND TOURING 500 SPORT	2002-2003		XTX5004		HPX5004
GRAND TOURING 550 FAN	2003		XTX5004		HPX5004
GRAND TOURING 550F SPORT	2010-2011		XTX5056		
GRAND TOURING 550F SPORT	2012-2014		XTX5004		HPX5004
GRAND TOURING 580	1995-1996		XTX5004		HPX5004
GRAND TOURING 583	1997-1999		XTX5004		HPX5004
GRAND TOURING 600	2000-2001		XTX5004		HPX5004
GRAND TOURING 600 GS	2002		XTX5019	RPX5019	HPX5019
GRAND TOURING 600 LE	2010		XTX5034	RPX5034	
GRAND TOURING 600 SE	2002-2003		XTX5004		HPX5004
GRAND TOURING 600 SPORT	2002-2003		XTX5004		HPX5004
GRAND TOURING 600 SPORT	2010		XTX5024		HPX5024
GRAND TOURING 600 SPORT	2011		XTX5034	RPX5034	
GRAND TOURING 700	1998				HPX5018
GRAND TOURING 700	1999-2000		XTX5015		HPX5015
GRAND TOURING 700 GS	2001		XTX5015		HPX5015
GRAND TOURING 700 GS	2002		XTX5019	RPX5019	HPX5019
GRAND TOURING 700 SE	2003		XTX5019	RPX5019	HPX5019
GRAND TOURING 700 SPORT	2002-2003		XTX5019	RPX5019	HPX5019
GRAND TOURING 800 SE	2000-2001		XTX5015		
GRAND TOURING 800 SE	2002		XTX5019	RPX5019	
GRAND TOURING 800 SE	2003		XTX5025	RPX5025	HPX5025
GRAND TOURING FAN	2002-2003	HP3005	XTX5004		HPX5004
GRAND TOURING GS	2001		XTX5015		HPX5015
GRAND TOURING GS	2002		XTX5019	RPX5019	
GRAND TOURING LE 4-TEC 1200	2011-2018		XTX5034	RPX5034	
GRAND TOURING LE ACE 900	2014-2018		XTX5034	RPX5034	
GRAND TOURING LE E-TEC 600 HO	2011-2018		XTX5034	RPX5034	
GRAND TOURING LIMITED ACE 900	2019-2021		XTX5034	RPX5034	
GRAND TOURING LIMITED ACE	2019-2021		XTX5034	RPX5034	
900 TURBO					
GRAND TOURING SE	1994		XTX5007		HPX5007

DAYCO DRIVE BELTS

CODE = C

KEYWORD = 21



See Pages 463-464 for Dimensions

Model	Year	HP	XTX	RPX	HPX
Ski-Doo™					
MX Z 500 ADRENALINE	2004-2007		XTX5024		HPX5024
MX Z 500 FAN	2001-2002		XTX5004		HPX5004
MX Z 500 SPORT	2002		XTX5004		HPX5004
MX Z 500 TNT	2008		XTX5024		HPX5024
MX Z 500 TRAIL	2001-2003		XTX5004		HPX5004
MX Z 500 TRAIL	2004-2008		XTX5024		HPX5024
MX Z 500 X	2007	HP3005	XTX5004		HPX5004
MX Z 550 FAN	2003-2008		XTX5004		HPX5004
MX Z 550 X	2006-2009		XTX5004		HPX5004
MX Z 550F TNT	2010-2011		XTX5056		HPX5004
MX Z 550F TNT	2012		XTX5004		HPX5004
MX Z 583	1996-1998		XTX5004		HPX5004
MX Z 600	1999-2001		XTX5004		HPX5004
MX Z 600 50TH ANNIVERSARY	2009		XTX5034	RPX5034	
MX Z 600 ADRENALINE	2001-2003		XTX5004		HPX5004
MX Z 600 ADRENALINE	2004-2005, 2007-2008		XTX5024		HPX5024
MX Z 600 ADRENALINE	2009-2010		XTX5034	RPX5034	
MX Z 600 BLIZZARD	2007		XTX5024		HPX5024
MX Z 600 RENEGADE	2002		XTX5004		HPX5004
MX Z 600 RENEGADE	2003-2008		XTX5024		HPX5024
MX Z 600 RENEGADE	2009		XTX5034	RPX5034	
MX Z 600 RENEGADE X	2005-2008		XTX5024		HPX5024
MX Z 600 RENEGADE X	2009		XTX5034	RPX5034	
MX Z 600 SPORT	2002-2003		XTX5004		HPX5004
MX Z 600 SPORT	2010-2011		XTX5024		HPX5024
MX Z 600 TNT	2009		XTX5024		HPX5024
MX Z 600 TNT	2011		XTX5004		HPX5004
MX Z 600 TRAIL	2001-2003		XTX5004		HPX5004
MX Z 600 TRAIL	2004-2005		XTX5024		HPX5024
MX Z 600 X	2001,2003		XTX5004		HPX5004
MX Z 600 X	2002		XTX5019	RPX5019	HPX5019
MX Z 600 X	2004-2008		XTX5024		HPX5024
MX Z 600 X	2009-2010		XTX5034	RPX5034	
MX Z 600 X-RS	2007		XTX5024		HPX5024
MX Z 600 X-RS	2010		XTX5034	RPX5034	
MX Z 600RS	2008		XTX5024		HPX5004
MX Z 670	1996-1998		XTX5019	RPX5019	HPX5019
MX Z 670 HO	1999		XTX5019	RPX5019	HPX5019
MX Z 700	1999,2001		XTX5019	RPX5019	HPX5019
MX Z 700	2000		XTX5004		HPX5004
MX Z 700 ADRENALINE	2001-2003		XTX5004		HPX5004
MX Z 700 RENEGADE	2002		XTX5019	RPX5019	HPX5019
MX Z 700 SPORT	2002		XTX5019	RPX5019	HPX5019
MX Z 700 TRAIL	2001-2002		XTX5004		HPX5004
MX Z 700 X	2001-2002		XTX5019	RPX5019	HPX5019
MX Z 800	2000-2001		XTX5019	RPX5019	HPX5019
MX Z 800 ADRENALINE	2003-2007		XTX5025	RPX5025	HPX5025
MX Z 800 BLIZZARD	2007		XTX5025	RPX5025	HPX5025
MX Z 800 R ADRENALINE	2008		XTX5025	RPX5025	HPX5025
MX Z 800 R ADRENALINE	2009-2010		XTX5034	RPX5034	
MX Z 800 R X	2008		XTX5025	RPX5025	HPX5025
MX Z 800 R X	2009-2010		XTX5034	RPX5034	
MX Z 800 RENEGADE	2002		XTX5019	RPX5019	HPX5019
MX Z 800 RENEGADE	2003-2008		XTX5025	RPX5025	HPX5025
MX Z 800 RENEGADE	2009		XTX5034	RPX5034	
MX Z 800 RENEGADE X	2005-2009		XTX5025	RPX5025	HPX5025
MX Z 800 SPORT	2002-2003		XTX5019	RPX5019	HPX5019
MX Z 800 TRAIL	2002		XTX5004		HPX5004
MX Z 800 X	2001-2003		XTX5019	RPX5019	HPX5019
MX Z 800 X	2004-2006		XTX5025	RPX5025	HPX5025
MX Z 800 X-RS	2007		XTX5025	RPX5025	HPX5025
MX Z 800 X-RS	2010		XTX5034	RPX5034	
MX Z ADRENALINE	2001-2003		XTX5004		HPX5004
MX Z ADRENALINE	2004-2007			RPX5025	
MX Z BLIZZARD	2007			RPX5025	
MX Z BLIZZARD 4-TEC 1200	2016-2018		XTX5034	RPX5034	
MX Z BLIZZARD ACE 900	2016-2018		XTX5034	RPX5034	
MX Z BLIZZARD E-TEC 600 HO	2016-2018		XTX5034	RPX5034	
MX Z BLIZZARD E-TEC 800R	2016-2017		XTX5034	RPX5034	
MX Z BLIZZARD E-TEC 850	2019		XTX5034	RPX5034	
MX Z FAN	1997, 2000-2006	HP3005			HPX5004
MX Z FAN	2000-2007		XTX5004		HPX5004
MX Z LC X	2000	HP3005	XTX5004		HPX5004

Model	Year	HP	XTX	RPX	HPX
Ski-Doo™					
MX Z RENEGADE	2002				RPX5019
MX Z RENEGADE	2003-2007				RPX5025
MX Z RENEGADE	2007				RPX5025
MX Z RENEGADE X	2005-2007				RPX5025
MX Z RENEGADE X	2006-2007				RPX5025
MX Z REV	2002		XTX5019		RPX5019
MX Z REV SPORT	2003				RPX5025
MX Z REV X	2003				RPX5025
MX Z SPORT	2002				RPX5019
MX Z SPORT	2002-2003				RPX5019
MX Z SPORT 550F	2011		XTX5056		HPX5004
MX Z SPORT 550F	2012-2014		XTX5004		HPX5004
MX Z SPORT 600 ACE	2011-2012		XTX5024		HPX5024
MX Z SPORT 600 ACE	2013-2018		XTX5019	RPX5019	HPX5019
MX Z SPORT 600 CARB	2013-2017, 2019-2020		XTX5024		HPX5024
MX Z TNT 4-TEC 1200	2012-2018		XTX5034	RPX5034	
MX Z TNT 600 ACE	2011		XTX5004		HPX5004
MX Z TNT 600 ACE	2012		XTX5019	RPX5019	HPX5019
MX Z TNT 600 CARB	2012		XTX5024		HPX5024
MX Z TNT ACE 900	2014-2018		XTX5034	RPX5034	
MX Z TNT E-TEC 600 HO	2011-2018		XTX5034	RPX5034	
MX Z TNT E-TEC 800R	2012-2016		XTX5034	RPX5034	
MX Z TNT E-TEC 850	2017, 2019-2021		XTX5034	RPX5034	
MX Z TRAIL	2001-2003		XTX5004		HPX5004
MX Z TRAIL	2004-2007		XTX5024		HPX5024
MX Z X	2001, 2006-2007		XTX5004		HPX5004
MX Z X	2001-2002		XTX5019	RPX5019	
MX Z X	2001-2003		XTX5019	RPX5019	HPX5004
MX Z X	2004-2007			RPX5025	
MX Z X 4-TEC 1200	2011-2018		XTX5034	RPX5034	
MX Z X 440 LC	1999		XTX5004		HPX5004
MX Z X 440 RACING	2005		XTX5024		HPX5004
MX Z X E-TEC 600 HO	2011-2017		XTX5034	RPX5034	
MX Z X E-TEC 800R	2011-2016		XTX5034	RPX5034	
MX Z X E-TEC 850	2017, 2019-2021		XTX5034	RPX5034	
MX Z X RS	2007				RPX5025
MX Z X-RS E-TEC 600 HO	2014-2016		XTX5034	RPX5034	
MX Z X-RS E-TEC 600R	2019-2020		XTX5024		HPX5004
MX Z X-RS E-TEC 600R	2021		XTX5034		HPX5004
MX Z X-RS E-TEC 800R	2011-2015, 2017		XTX5034	RPX5034	
MX Z X-RS E-TEC 850	2018-2021		XTX5034		HPX5004
MX Z X-RS E-TEC 850	2019-2021		XTX5034	RPX5034	
MX Z X-RS IRON DOG E-TEC 600 HO	2017-2018		XTX5034	RPX5034	
NORDIC 371	1969	HP3001			
NORDIC 399	1970-1971	HP3001			
NORDIC 399E	1970-1971	HP3001			
NORDIC 440	1972	HP3001			
NORDIC 440E	1972	HP3001			
NORDIK	1981-1983	HP3019			HPX5002
NORDIK	1984	HP3023	XTX5007		HPX5007
NORDIK 371	1969	HP3001			
NORDIK 399	1970-1971	HP3001			
NORDIK 399E	1970-1971	HP3001			
NORDIK 440	1972	HP3001			
NORDIK 440E	1972	HP3001			
NORDIK 50	1988-1991	HP3023	XTX5007		HPX5007
NORDIK 50 SERIES	1988	HP3023	XTX5007		HPX5007
NORDIK 50 SERIES	1988-1989	HP3023	XTX5007		HPX5007
NORDIK 60	1988-1991	HP3023	XTX5007		HPX5007
NORDIK 60 SERIES	1988	HP3023	XTX5007		HPX5007
NORDIK 60 SERIES	1988-1989	HP3023	XTX5007		HPX5007
NORDIK 640E	1970-1971	HP3001			
NORDIK 640ER	1972-1974	HP3001			
OLYMPIQUE 12/3	1969-1970	HP3001			
OLYMPIQUE 300	1971-1972, 1974-1975	HP3001			
OLYMPIQUE 300	1976-1977	HP3019			HPX5002
OLYMPIQUE 300 MONO	1976-1977	HP3001			
OLYMPIQUE 300E	1976-1977	HP3019			HPX5002

DAYCO DRIVE BELTS**CODE = C****KEYWORD = 21**

See Pages 463-464 for Dimensions

Model	Year	HP	XTX	RPX	HPX
Ski-Doo™					
SKANDIC SPORT	2003	HP3023	XTX5007		HPX5007
SKANDIC SUV	2003-2007	HP3023	XTX5007		HPX5007
SKANDIC SUV	2010		XTX5042		
SKANDIC SWT	1997-2001, 2003-2007	HP3023	XTX5007		HPX5007
SKANDIC SWT	1997-2007		XTX5007		HPX5007
SKANDIC SWT	2007, 2010-2011		XTX5042		
SKANDIC SWT ACE 600	2012-2014		XTX5019	RPX5019	HPX5019
SKANDIC SWT ACE 900	2015-2021		XTX5034	RPX5034	
SKANDIC SWT E-TEC 600 HO	2012-2020		XTX5034	RPX5034	
SKANDIC TUNDRA	2007		XTX5024		
SKANDIC TUNDRA	2010-2011		XTX5056		
SKANDIC TUNDRA LT 600 ACE	2011		XTX5004		HPX5004
SKANDIC TUNDRA XTREME	2011		XTX5034	RPX5034	
SKANDIC V-800 SWT	2007-2009		XTX5042		
SKANDIC V-800 TUNDRA	2007		XTX5042		
SKANDIC V-800 TUNDRA	2008		XTX5024		
SKANDIC V-800 TUNDRA LT	2008-2009		XTX5024		
SKANDIC WIDE TRACK	1995-1999		XTX5007		HPX5007
SKANDIC WIDE TRACK	1996-1999	HP3023	XTX5007		HPX5007
SKANDIC WIDE TRACK LC	1997-1999	HP3023	XTX5007		HPX5007
SKANDIC WT	2000-2007	HP3023	XTX5007		HPX5007
SKANDIC WT	2007	HP3023			HPX5007
SKANDIC WT 550F	2015-2016, 2019		XTX5004		HPX5004
SKANDIC WT 550F	2017-2020		XTX5019	RPX5019	HPX5019
SKANDIC WT 600	2010		XTX5042		
SKANDIC WT 600 ACE	2011		XTX5004		HPX5004
SKANDIC WT 600 ACE	2012-2021		XTX5019	RPX5019	HPX5019
SKANDIC WT 600 ACE	2020-2021				HPX5019
SKANDIC WT ACE 900	2015-2021		XTX5034	RPX5034	
SKANDIC WT E-TEC 600 HO	2011-2020		XTX5034	RPX5034	
SKANDIC WT LC	1998-2000	HP3023	XTX5007		HPX5007
SKANDIC WT LC	1998-2001	HP3023	XTX5007		HPX5007
SS25	1984	HP3023	XTX5007		HPX5007
STRATOS	1987-1988	HP3023	XTX5007		HPX5007
SUMMIT	2000			RPX5019	
SUMMIT	2000-2001		XTX5019	RPX5019	HPX5019
SUMMIT 1000 HIGHMARK 162	2005		XTX5041		
SUMMIT 1000 HIGHMARK X 162	2005, 2008		XTX5041		
SUMMIT 470	1994	HP3005			HPX5003
SUMMIT 500	1996-1997, 1999		XTX5004		HPX5004
SUMMIT 500	1998		XTX5019	RPX5019	HPX5019
SUMMIT 500 FAN	2001-2002	HP3005	XTX5004		HPX5004
SUMMIT 550 FAN	2003-2004, 2006-2009		XTX5004		HPX5004
SUMMIT 583	1994-1996		XTX5004		HPX5004
SUMMIT 583	1997-1998		XTX5019	RPX5019	HPX5019
SUMMIT 600	1999-2000		XTX5004		HPX5004
SUMMIT 600	2001		XTX5019	RPX5019	HPX5019
SUMMIT 600 ADRENALINE	2003		XTX5004		HPX5004
SUMMIT 600 ADRENALINE	2004-2008		XTX5024		HPX5024
SUMMIT 600 EVEREST	2009		XTX5034	RPX5034	
SUMMIT 600 R SPORT	2002		XTX5019	RPX5019	HPX5019
SUMMIT 600 SPORT	2002		XTX5019	RPX5019	HPX5019
SUMMIT 600 SPORT	2010		XTX5042		
SUMMIT 600 X	2004		XTX5024		HPX5024
SUMMIT 600 X 154	2009-2010		XTX5034	RPX5034	
SUMMIT 670	1995-1998		XTX5019	RPX5019	HPX5019
SUMMIT 670 X	1998-1999		XTX5019	RPX5019	HPX5019
SUMMIT 700	2000-2001		XTX5019	RPX5019	HPX5019
SUMMIT 700 ADRENALINE	2003		XTX5004		HPX5004
SUMMIT 700 HIGHMARK	2001, 2003		XTX5019	RPX5019	HPX5019
SUMMIT 700 R SPORT	2002		XTX5019	RPX5019	HPX5019
SUMMIT 700 SPORT	2002		XTX5019	RPX5019	HPX5019
SUMMIT 700 X	2001, 2003		XTX5019	RPX5019	HPX5019
SUMMIT 800	2001		XTX5019	RPX5019	
SUMMIT 800 ADRENALINE 144	2003-2004		XTX5025	RPX5025	HPX5025
SUMMIT 800 FOOTHILL	2001		XTX5019	RPX5019	
SUMMIT 800 HIGHMARK	2000-2003		XTX5019	RPX5019	
SUMMIT 800 HIGHMARK	2004		XTX5025	RPX5025	HPX5025
SUMMIT 800 HIGHMARK X	2001-2003		XTX5019	RPX5019	
SUMMIT 800 HIGHMARK X	2004		XTX5025	RPX5025	HPX5025

Model	Year	HP	XTX	RPX	HPX
Ski-Doo™					
SUMMIT 800 HIGHMARK	2003		XTX5019	RPX5019	
XTREME					
SUMMIT 800 HIGHMARK	2004		XTX5025	RPX5025	HPX5025
XTREME					
SUMMIT 800 HILL CLIMB	2009-2010		XTX5034	RPX5034	
SUMMIT 800 R 50TH	2009		XTX5034	RPX5034	
ANNIVERSARY					
SUMMIT 800 R SPORT	2002		XTX5019	RPX5019	
SUMMIT 800 R SPORT	2004		XTX5025	RPX5025	HPX5025
SUMMIT 800 SPORT	2002		XTX5019	RPX5019	
SUMMIT 800 SPORT	2004		XTX5025	RPX5025	HPX5025
SUMMIT 800 X	2001-2003		XTX5019	RPX5019	
SUMMIT 800 X	2004		XTX5025	RPX5025	HPX5025
SUMMIT ADRENALINE	2003				RPX5025
SUMMIT ADRENALINE	2004-2007				RPX5025
SUMMIT BURTON E-TEC 800R	2016-2017		XTX5034	RPX5034	
SUMMIT EVEREST E-TEC 600 HO	2011		XTX5034	RPX5034	
SUMMIT FAN	2001, 2004-2005	HP3005	XTX5004		HPX5004
SUMMIT FAN	2001-2007		XTX5004		HPX5004
SUMMIT FOOTHILL	2001		XTX5019	RPX5019	
SUMMIT FREERIDE E-TEC 800R	2011		XTX5034	RPX5034	
SUMMIT HIGHMARK	2000-2001, 2003		XTX5019	RPX5019	HPX5019
SUMMIT HIGHMARK	2000-2003		XTX5019	RPX5019	
SUMMIT HIGHMARK	2004		XTX5025	RPX5025	HPX5025
SUMMIT HIGHMARK	2005-2007		XTX5041		
SUMMIT HIGHMARK X	2001		XTX5019	RPX5019	HPX5019
SUMMIT HIGHMARK X	2001-2003		XTX5019	RPX5019	
SUMMIT HIGHMARK X	2004		XTX5025	RPX5025	HPX5025
SUMMIT HIGHMARK X	2005-2007		XTX5041		
SUMMIT HIGHMARK XTREME	2003		XTX5019	RPX5019	
SUMMIT HIGHMARK XTREME	2004		XTX5025	RPX5025	HPX5025
SUMMIT R SPORT	2002		XTX5019	RPX5019	HPX5019
SUMMIT R SPORT	2004		XTX5025	RPX5025	HPX5025
SUMMIT SP	2011		XTX5034	RPX5034	
SUMMIT SP E-TEC 850 146	2019-2021		XTX5034	RPX5034	
SUMMIT SP E-TEC 850 154	2019-2021		XTX5034	RPX5034	
SUMMIT SP E-TEC 850 165	2019-2021		XTX5034	RPX5034	
SUMMIT SP E-TEC 850 175	2019-2021		XTX5034	RPX5034	
SUMMIT SPORT	2002		XTX5019	RPX5019	HPX5019
SUMMIT SPORT	2004		XTX5025	RPX5025	HPX5025
SUMMIT SPORT	2011		XTX5034	RPX5034	
SUMMIT SPORT 600 CARB	2012-2020		XTX5024		HPX5024
SUMMIT X	2001, 2003		XTX5019	RPX5019	HPX5019
SUMMIT X	2001-2003		XTX5019	RPX5019	
SUMMIT X	2004				RPX5025
SUMMIT X	2004-2007		XTX5025	RPX5025	HPX5025
SUMMIT X 670	1998-1999		XTX5019	RPX5019	HPX5019
SUMMIT X E-TEC 800R 174	2017		XTX5034	RPX5034	
SUMMIT X E-TEC 850 154	2019-2021		XTX5034	RPX5034	
SUMMIT X E-TEC 850 165	2019-2021		XTX5034	RPX5034	
SUMMIT X E-TEC 850 175	2019-2020		XTX5034	RPX5034	
SUMMIT X-RS	2007		XTX5025	RPX5025	HPX5025
T'NT F/A 340	1974-1975	HP3001			
T'NT F/A 340	1978	HP3019			HPX5002
T'NT F/A 440	1978	HP3019			HPX5002
T'NT F/A 640	1974	HP3001			
T'NT R/V 250	1976-1977	HP3019			HPX5002
T'NT R/V 345	1976-1977	HP3019			HPX5002
TNT 292	1970-1972	HP3001			
TNT 294	1973	HP3001			
TNT 300SM	1974	HP3001			
TNT 340	1970-1974	HP3001			
TNT 340	1976-1977	HP3019			HPX5002
TNT 340E	1976-1977	HP3019			HPX5002
TNT 340SE	1975	HP3001			
TNT 340SM	1974-1975	HP3001			
TNT 399	1969-1970	HP3001			
TNT 440	1971-1974	HP3001			
TNT 440SM	1975	HP3001			
TNT 444SE	1975	HP3001			
TNT 640	1970-1972	HP3001			
TNT 669	1969	HP3001			
TNT 775	1971-1972	HP3001			

DAYCO DRIVE BELTS

CODE = C

KEYWORD = 21



See Pages 463-464 for Dimensions

Model	Year	HP	XTX	RPX	HPX
Ski-Doo™					
TOURING 380 FAN	2001	HP3005	XTX5004		HPX5004
TOURING 500 FAN	2001	HP3005	XTX5004		HPX5004
TOURING 500 LC	2000		XTX5004		HPX5004
TOURING E	1995-2000	HP3005	XTX5004		HPX5004
TOURING E LT 2-UP	1997	HP3005	XTX5004		HPX5004
TOURING FAN	2001	HP3005	XTX5004		HPX5004
TOURING LC	2000		XTX5004		HPX5004
TOURING LE	1995-2000	HP3005	XTX5004		HPX5004
TOURING SLE	1995-2000	HP3005	XTX5004		HPX5004
TUNDRA	1985-1993, 1999	HP3019			HPX5002
TUNDRA 550F	2012		XTX5004		HPX5004
TUNDRA EXTREME E-TEC	2012, 2015-		XTX5034	RPX5034	
600 HO	2017				
TUNDRA II	1994	HP3019			HPX5002
TUNDRA II LT	1993-1998	HP3019			HPX5002
TUNDRA LT	1985-1993	HP3019			HPX5002
TUNDRA LT	2018-2019		XTX5019	RPX5019	HPX5019
TUNDRA LT 550F	2012-2014		XTX5004		HPX5004
TUNDRA LT 550F	2015-2020		XTX5019	RPX5019	HPX5019
TUNDRA LT ACE 600	2012, 2014-		XTX5019	RPX5019	HPX5019
TUNDRA LT ACE 600	2021				
TUNDRA LT ACE 600	2013		XTX5034	RPX5034	
TUNDRA LTS	1987	HP3019			HPX5002
TUNDRA R	1998-2000, 2002-2005	HP3019			HPX5002
TUNDRA SPORT 550F	2012-2014		XTX5004		HPX5004
TUNDRA SPORT 550F	2015-2020		XTX5019	RPX5019	HPX5019
TUNDRA SPORT 600 ACE	2012, 2014-		XTX5019	RPX5019	HPX5019
TUNDRA SPORT 600 ACE	2021				
TUNDRA SPORT ACE 600	2013		XTX5034	RPX5034	
TUNDRA SPORT ACE 600	2012, 2014-		XTX5019	RPX5019	HPX5019
TUNDRA SPORT ACE 600	2021				
TUNDRA SPORT ACE 600	2013		XTX5034	RPX5034	
TUNDRA XTREME E-TEC	2018-2020		XTX5034	RPX5034	
600 HO					
VALMONT 399ER	1971	HP3001			
VALMONT 399R	1971	HP3001			
VALMONT 440ER	1972-1973	HP3001			
VALMONT 440R	1972-1973	HP3001			
Yamaha™					
192 SXR2 SnoScout ES	2019		XTX5068		
192 SnowScout EX	2020		XTX5068		
APEX ER	2006-2007				HPX5009
APEX GT	2006-2007				HPX5009
APEX MOUNTAIN	2006-2007				HPX5009
APEX MOUNTAIN SE	2007				HPX5009
APEX RTX	2006-2007				HPX5009
ATTAK	2006-2007				HPX5009
ATTAK GT	2007				HPX5009
BR250 BRAVO	1984, 1990, 1992	HP3021			HPX5000
BR250G	1982-1983	HP3021			HPX5000
BR250T BRAVO	2007-08, 2011	HP3021			HPX5000
BR250T BRAVO LT	1990, 1992-01	HP3021			HPX5000
BR250T BRAVO T	1987-1989, 2009-2010	HP3021			HPX5000
BR250T BRAVO T	2009	HP3021	XTX5033	RPX5033	HPX5000
BRAVO	1990, 1992, 2007	HP3021			HPX5000
BRAVO J	1985-1986	HP3021			HPX5000
BRAVO LT	1990-2001	HP3021			HPX5000
BRAVO T	1985, 1987-1989	HP3021			HPX5000
BRAVO TJ	1986	HP3021			HPX5000
BRAVO TS	1987-1989, 1991	HP3021			HPX5000
BRAVO TSJ	1986	HP3021			HPX5000
CF300 INVITER	1986-1990	HP3021			HPX5000
CS340 OVATION	1989-1990	HP3021			HPX5000
CS340E OVATION LE	1989-1990, 1992-2000	HP3021			HPX5000
EC340	1981, 1983	HP3021			HPX5000
EC340 EXCEL III	1985-1988	HP3021			HPX5000
EC340E	1981, 1983	HP3021			HPX5000

Model	Year	HP	XTX	RPX	HPX
Yamaha™					
EC340G	1983-1984	HP3021			HPX5000
EC540	1980	HP3021			HPX5000
EC540G	1979	HP3021			
EL433	1973	HP3021			HPX5000
ENTICER	1985	HP3021			HPX5000
ENTICER 340	1986	HP3021			HPX5000
ENTICER 340T	1986, 1988	HP3021			HPX5000
ENTICER ET340	1987-1988	HP3021			HPX5000
ENTICER ET340T	1987-1988	HP3021			HPX5000
ENTICER II	1992-1993, 1995	HP3021			HPX5000
ENTICER II LT	1991, 1994	HP3021			HPX5000
ENTICER LTR	1988-1990	HP3021			HPX5000
ET250	1977-1981	HP3021			HPX5000
ET300	1979-1981	HP3021			HPX5000
ET300 ENTICER 300	1983-1984	HP3021			HPX5000
ET340	1978-	HP3021			HPX5000
ET340 ENTICER 340	1980, 1982				
ET340E	1984-1988	HP3021			HPX5000
ET340T ENTICER 340T	1982-1988	HP3021			HPX5000
ET340TR ENTICER LTR	1988	HP3021			HPX5000
ET400TR ENTICER LTR	1989-1990	HP3021			HPX5000
ET410TR ENTICER II LT	1992, 1994	HP3021			HPX5000
EW433	1972-1973	HP3021			HPX5000
EW643	1972-1973	HP3021			HPX5000
EX340	1976-1978	HP3021			HPX5000
EX440	1976-1981	HP3021			
EX440	1977-1981	HP3021			HPX5000
EX570 EXCITER	1987-1989				HPX5000
EX570 EXCITER	1990		XTX5007		HPX5007
EX570 EXCITER II	1991, 1993				HPX5008
EX570E EXCITER DELUXE	1988-1989				HPX5000
EX570E EXCITER II LE	1991, 1993				HPX5008
EX570E EXCITER II LE	1992				HPX5000
EX570E EXCITER LE	1990				HPX5000
EX570H HIGH ALTITUDE	1990				HPX5008
EX570ST EXCITER II ST	1993				HPX5008
EX570SX EXCITER II SX	1993				HPX5008
EXCELL III	1985-1987	HP3021			HPX5000
EXCITER	1987-1989				HPX5000
EXCITER	1988-1989	HP3021			HPX5000
EXCITER	1990		XTX5007		HPX5007
EXCITER DELUXE	1988-1989	HP3021			HPX5000
EXCITER II	1991-1993				HPX5008
EXCITER II LE	1991-1993				HPX5008
EXCITER II ST	1993				HPX5008
EXCITER II SX	1993				HPX5008
EXCITER LE	1990	HP3021			HPX5000
EXCITER LE HIGH ALTITUDE	1990				HPX5008
FX10 FX NYTRO	2008-2014		XTX5033	RPX5033	
FX10MT FX NYTRO MTX	2008-2010		XTX5033	RPX5033	
FX10MTRA FX NYTRO MTX	2008		XTX5033	RPX5033	
40TH ANNIV					
FX10RT FX NYTRO RTX NON-REVERSE	2008		XTX5033	RPX5033	
FX10RTR FX NYTRO RTX	2008-2013		XTX5033	RPX5033	
FX10RTA FX NYTRO RTX 40TH ANNIV	2008		XTX5033	RPX5033	
ANNIV					
FX10RTRS FX NYTRO RTX SE	2009-2010		XTX5033	RPX5033	
FX10XT FX NYTRO XTX	2009-2013		XTX5033	RPX5033	
FX10XT FX NYTRO XTX 1.75	2013-2014		XTX5033	RPX5033	
GP246	1974	HP3021			HPX5000
GP292	1973-1974	HP3021			HPX5000
GP300	1976	HP3021			HPX5000
GP338	1973-1974	HP3021			HPX5000
GP396	1971	HP3021			HPX5000
GP433	1973-1974	HP3021			HPX5000
GP440	1976-1977	HP3021			HPX5000
GP643	1972-1973	HP3021			HPX5000
GPX338	1974-1975	HP3021			HPX5000
GPX433	1974-1975	HP3021			HPX5000
GS300	1976-1977	HP3021			HPX5000
GS340	1976-1977	HP3021			HPX5000
INVITER	1986, 1989	HP3021			HPX5000

TERMS & INDEX

NEW

HELMETS

HELMET ACCESSORIES

APPAREL

ACCESSORIES

TRACKS & SUSPENSION

STEERING

TRANS MISSION

PLOW & WINCH

WIND SHIELDS

BRAKES & CARB.

ENGINE PARTS

ELECTRICAL

TRAILER

CHEMICALS

TECH & TOOLS

P.O.P

DAYCO DRIVE BELTS

CODE = C

KEYWORD = 21



See Pages 463-464 for Dimensions

Model	Year	HP	XTX	RPX	HPX
Yamaha™					
INVITER CF300	1987-1988	HP3021			HPX5000
MM600 MOUNTAIN MAX 600	1997, 1999-2000				HPX5008
MM600 MOUNTAIN MAX 600	1998, 2001-2002				HPX5009
MM700 MOUNTAIN MAX 700	1997				HPX5008
MM700 MOUNTAIN MAX 700	1998-2003				HPX5009
MOUNTAIN MAX 600	1997, 1999-2000				HPX5008
MOUNTAIN MAX 600	1998, 2001-2002				HPX5009
MOUNTAIN MAX 600	1999	HP3031			HPX5008
MOUNTAIN MAX 600 ST	1996				HPX5008
MOUNTAIN MAX 700	1997				HPX5008
MOUNTAIN MAX 700	1998-2003				HPX5009
MOUNTAIN MAX 800	1997				HPX5016
MOUNTAIN MAX 800 ST	1996				HPX5016
MOUNTAIN SRX 700	1998				HPX5009
MSRX700 MOUNTAIN SRX 700	1998				HPX5009
NYTRO	2006-2007				HPX5009
NYTRO ER	2006-2007				HPX5009
OVATION	1989-1990	HP3021			HPX5000
PHAZER	1984-1986, 1989	HP3021			HPX5000
PHAZER 500	1999-2001	HP3031			HPX5008
PHAZER 500 DELUXE	2001	HP3031			HPX5008
PHAZER DELUXE	1989	HP3021			HPX5000
PHAZER E	1985	HP3021			HPX5000
PHAZER II	1990-1991	HP3021			HPX5000
PHAZER II	1992-1996	HP3031			HPX5008
PHAZER II LE	1990-1991	HP3021			HPX5000
PHAZER II LE	1992-1993	HP3031			HPX5008
PHAZER II LE	1992-1993, 1996				HPX5008
PHAZER II ST	1991	HP3021			HPX5000
PHAZER II ST	1992-1995	HP3031			HPX5008
PHAZER LE	1994-1995	HP3031			HPX5008
PHAZER MOUNTAIN LITE	1997-2001	HP3031			HPX5008
PHAZER MOUNTAIN LITE II ST	1996	HP3031			HPX5008
PHAZER PZ480	1987-1988	HP3021			HPX5000
PHAZER PZ480E	1987-1988	HP3021			HPX5000
PHAZER SS	1997-1998	HP3031			HPX5008
PHAZER SS ELECTRIC	1997-1998	HP3031			HPX5008
PHAZER ST	1994-1995	HP3031			HPX5008
PZ480 PHAZER	1984-1989	HP3021			HPX5000
PZ480 PHAZER II	1990-1991	HP3021			HPX5000
PZ480 PHAZER II	1992-1996	HP3031			HPX5008
PZ480 PHAZER SS	1997-1998	HP3031			HPX5008
PZ480E PHAZER DELUXE	1987-1989	HP3021			HPX5000
PZ480E PHAZER E	1985	HP3021			HPX5000
PZ480E PHAZER II LE	1990-1991	HP3021			HPX5000
PZ480E PHAZER II LE	1992-1996	HP3031			HPX5008
PZ480E PHAZER SS ELECTRIC	1997-1998	HP3031			HPX5008
PZ480SE PHAZER SE	1984	HP3021			HPX5000
PZ480ST PHAZER II ST	1991	HP3021			HPX5000
PZ480ST PHAZER II ST	1992-1995	HP3031			HPX5008
PZ480ST PHAZER MOUNTAIN LITE	1996-1999	HP3031			HPX5008
PZ50 PHAZER	2007-2008		XTX5007		HPX5007
PZ50 PHAZER	2009				HPX5009
PZ50 VENTURE MP	2015-2018				HPX5009
PZ500 PHAZER 500	1999-2001	HP3031			HPX5008
PZ500DX PHAZER DELUXE	2001	HP3031			HPX5008
PZ500ML PHAZER MOUNTAIN LITE	2000-2001	HP3031			HPX5008
PZ50FX PHAZER FX	2007		XTX5007		HPX5007
PZ50GT PHAZER GT	2007-2008		XTX5007		HPX5007
PZ50GT PHAZER GT	2009-2013				HPX5009
PZ50MT PHAZER MOUNTAIN LITE	2007-2008		XTX5007		HPX5007
PZ50MT PHAZER MTX	2009-2017				HPX5009
PZ50RTX PHAZER RTX	2008		XTX5007		HPX5007
PZ50RTX PHAZER RTX	2009-2017				HPX5009
PZ50VT VENTURE LITE	2007, 2009-2013				HPX5009
PZ50VT VENTURE LITE	2008		XTX5007		HPX5007

Model	Year	HP	XTX	RPX	HPX
Yamaha™					
PZ50XT PHAZER XTX	2014-2018				HPX5009
RPZ50 VENTURE MP	2013-2014				HPX5009
RS RAGE	2005-2007				HPX5009
RS RAGE GT	2007				HPX5009
RS VECTOR	2005				HPX5009
RS VECTOR	2006		XTX5033	RPX5033	
RS VECTOR ER	2005-2007				HPX5009
RS VECTOR GT	2006-2007				HPX5009
RS VECTOR MOUNTAIN	2005-2007				HPX5009
RS VECTOR MOUNTAIN SE	2006-2007				HPX5009
RS VENTURE	2005-2007				HPX5009
RS VENTURE GT	2007				HPX5009
RS10 RS VECTOR	2018		XTX5033	RPX5033	
RS10 RS VENTURE TF	2013-2014		XTX5033	RPX5033	
RS90 RS VECTOR	2006, 2008-2009, 2012-2017		XTX5033	RPX5033	
RS90GT VECTOR GT	2008-2009, 2011		XTX5033	RPX5033	
RS90GTA RS VECTOR 40TH ANNIV	2008		XTX5033	RPX5033	
RS90L RS VECTOR LE	2016		XTX5033	RPX5033	
RS90LT RS VECTOR LTX	2008-2009, 2012-2015		XTX5033	RPX5033	
RS90LTGT RS VECTOR LT GT	2009		XTX5033	RPX5033	
RS90LTGT RS VECTOR LTX GT	2008-2011		XTX5033	RPX5033	
RS90XT RS VECTOR XTX	2016-2017		XTX5033	RPX5033	
RS90XT75 RS VECTOR XTX 1.75	2016-2017		XTX5033	RPX5033	
RS90XTL RS VECTOR XTX 1.75 LE	2016-2017		XTX5033	RPX5033	
RST1NTF RS VENTURE TF	2018, 2021		XTX5033	RPX5033	
RST1NTF RS VENTURE TF BAT	2018		XTX5033	RPX5033	
RST90 RS VENTURE	2008-2018		XTX5033	RPX5033	
RST90GT RS VENTURE GT	2008-2015		XTX5033	RPX5033	
RST90TF RS VENTURE TF	2015-2017		XTX5033	RPX5033	
RST90TFL RS VENTURE TF LE	2016-2017		XTX5033	RPX5033	
RST90TFY RS VENTURE TF BAT	2016-2017		XTX5033	RPX5033	
RX WARRIOR	2004-2005				HPX5009
RX-1	2003-2005				HPX5009
RX-1 ER	2003-2005				HPX5009
RX-1 MOUNTAIN	2003-2005				HPX5009
RX10GT APEX GT	2008-2010		XTX5033	RPX5033	
RX10GTA APEX GT 40TH ANNIV	2008		XTX5033	RPX5033	
RX10L APEX LE	2016-2017		XTX5033	RPX5033	
RX10L APEX LE 50TH	2018		XTX5033	RPX5033	
RX10LT APEX LTX	2008-2009		XTX5033	RPX5033	
RX10LTGT APEX LTX GT	2008-2010		XTX5033	RPX5033	
RX10LTGTA APEX LTX GT 40TH	2008		XTX5033	RPX5033	
ANNIV					
RX10MS RX-1 MOUNTAIN LE	2003-2005		XTX5033	RPX5033	
RX10MT APEX MTX	2008-2010		XTX5033	RPX5033	
RX10MTA APEX MTX SE 40TH	2008		XTX5033	RPX5033	
ANNIV					
RX10P APEX	2010-2011, 2013-2017		XTX5033	RPX5033	
RX10PS APEX SE	2011-2015		XTX5033	RPX5033	
RX10R APEX	2012		XTX5033	RPX5033	
RX10RS RX-1 ER LE	2003-2005		XTX5033	RPX5033	
RX10RT APEX RTX	2009		XTX5033	RPX5033	
RX10RTR APEX RTX ER	2007-2008		XTX5033	RPX5033	
RX10S RX-1 LE	2003-2004		XTX5033	RPX5033	
RX10XT APEX XTX	2011-2017		XTX5033	RPX5033	
RX10XT75 APEX XTX 1.75	2016-2017		XTX5033	RPX5033	
RX10XTL APEX XTX 1.75 LE	2016-2017		XTX5033	RPX5033	
RXW10S RX WARRIOR LE	2004-2005		XTX5033	RPX5033	
SIDEWINDER SRX LE	2019		XTX5058		
SL292	1972-1973	HP3021			HPX5000
SL338	1969, 1971-1974	HP3021			HPX5000
SL351	1968	HP3021			HPX5000
SL396	1969	HP3021			HPX5000
SL433	1972-1974	HP3021			HPX5000
SM292	1973-1974	HP3021			HPX5000
SR VIPER	2014		XTX5058		
SR VIPER LTX	2014		XTX5058		
SR VIPER LTX SE	2014		XTX5058		
SR VIPER RTX SE	2014		XTX5058		

TERMS & INDEX
NEW
HELMETS
HELMET ACCESSORIES
APPAREL
ACCESSORIES
TRACKS & SUSPENSION
STEERING
TRANS MISSION
PLOW & WINCH
WIND SHIELDS
BRAKES & CARB.
ENGINE PARTS
ELECTRICAL
TRAILER
CHEMICALS
TECH & TOOLS
P.O.P

DAYCO DRIVE BELTS

CODE = C

KEYWORD = 21



See Pages 463-464 for Dimensions

Model	Year	HP	XTX	RPX	HPX
Yamaha™					
SR VIPER XTX SE	2014		XTX5058		
SR10 SR VENTURE DX	2018		XTX5058		
SR10BL SR VIPER BTX LE	2017		XTX5058		
SR10L SR VIPER LTX	2018-2019		XTX5058		
SR10LD SR VIPER LTX DX	2015-2018		XTX5058		
SR10LL SR VIPER LTX LE	2015-2017		XTX5058		
SR10LL SR VIPER LTX LE 50TH	2018		XTX5058		
SR10LS SR VIPER LTX SE	2015-2017		XTX5058		
SR10M53 SR VIPER MTX 153	2015		XTX5058		
SR10M62L SR VIPER MTX 162 LE	2015		XTX5058		
SR10RD SR VIPER RTX DX	2015-2017		XTX5058		
SR10RL SR VIPER RTX LE	2015-2016		XTX5058		
SR10RS SR VIPER RTX SE	2015-2017		XTX5058		
SR10S37D SR VIPER STX 137 DX	2017		XTX5058		
SR10S46D SR VIPER STX 146 DX	2017		XTX5058		
SR10SD SR VIPER STX DX	2015		XTX5058		
SR10XL SR VIPER XTX LE	2015-2016		XTX5058		
SR10XS SR VIPER XTX SE	2015-2017		XTX5058		
SR292	1975	HP3021			HPX5000
SR433	1973	HP3021			HPX5000
SR540	1980-1983	HP3021			HPX5000
SR540 SRV	1984	HP3021			HPX5000
SR540 SRV	1984-1991				HPX5000
SR643	1973,1975	HP3021			HPX5000
SRV	1985-1991	HP3021			HPX5000
SRX	2002				HPX5009
SRX340	1976	HP3021			HPX5000
SRX440	1976-1980	HP3021			HPX5000
SRX440	1981	HP3013			HPX5001
SRX440C	1979	HP3021			HPX5000
SRX440D	1980	HP3021			HPX5000
SRX440E	1981	HP3013			HPX5001
SRX600	1998				HPX5008
SRX600	1999				HPX5009
SRX600S	1998		XTX5033	RPX5033	
SRX700	1998-2002				HPX5009
SRX700S	1998-1999		XTX5033	RPX5033	
SS338	1969	HP3021			HPX5000
SS396	1969	HP3021			HPX5000
SS433	1971	HP3021			HPX5000
SS440	1980-1985	HP3021			HPX5000
SS440E	1981	HP3021			HPX5000
SS440F	1982	HP3021			HPX5000
SS440G	1983-1984	HP3021			HPX5000
SS440G	1983-1985	HP3021			HPX5000
SW10BL SIDEWINDER BTX 153	2018		XTX5058		
LE 50TH					
SW10BL SIDEWINDER BTX LE	2017		XTX5058		
SW10BL53 SIDEWINDER BTX	2019		XTX5058		
153 LE					
SW10BS SIDEWINDER BTX	2018		XTX5058		
153 1.75 SE					
SW10BS SIDEWINDER BTX SE	2017		XTX5058		
SW10LD SIDEWINDER LTX DX	2017-2019		XTX5058		
SW10LL SIDEWINDER LTX LE	2017-2019		XTX5058		
SW10LL SIDEWINDER LTX	2018		XTX5058		
LE 50TH					
SW10LS SIDEWINDER LTX SE	2017-2019		XTX5058		
SW10M53 SIDEWINDER	2018		XTX5058		
MTX 153					
SW10M62 SIDEWINDER MTX 162	2018		XTX5058		
SW10ML53 SIDEWINDER MTX	2018		XTX5058		
153 LE					
SW10ML62 SIDEWINDER MTX	2019		XTX5058		
162 LE					
SW10ML62 SIDEWINDER MTX	2018		XTX5058		
162 LE 50TH					
SW10MS53 SIDEWINDER MTX	2018		XTX5058		
153 SE					
SW10MS62 SIDEWINDER MTX	2018		XTX5058		
162 SE					
SW10RL SIDEWINDER RTX LE	2017		XTX5058		
SW10RL SIDEWINDER RTX	2018		XTX5058		
LE 50TH					
SW10RS SIDEWINDER RTX SE	2017-2018		XTX5058		

Model	Year	HP	XTX	RPX	HPX
Yamaha™					
SW10SD37 SIDEWINDER STX	2018		XTX5058		
137 DX					
SW10SD46 SIDEWINDER STX	2018		XTX5058		
146 DX					
SW10XL41 SIDEWINDER XTX	2019		XTX5058		
141 LE					
SW10XS SIDEWINDER XTX SE	2017		XTX5058		
SW10XS37 SIDEWINDER XTX	2018		XTX5058		
137 SE					
SW10XS41 SIDEWINDER XTX	2018-2019		XTX5058		
141 SE					
SW396	1970	HP3021			HPX5000
SW433	1971-1972	HP3021			HPX5000
SW433	1971-1973				HPX5000
SX 500R	2000-2001	HP3031			HPX5008
SX 600	2002				HPX5009
SX 600R	2000-2001, 2003				HPX5009
SX 700R	2000-2001				HPX5009
SX VENOM	2004-2006				HPX5009
SX VENOM ER	2004-2006				HPX5009
SX VIPER	2002-2004				HPX5009
SX VIPER ER	2002-2004				HPX5009
SX VIPER MOUNTAIN	2004-2006				HPX5009
SX VIPER MT	2003				HPX5009
SX VIPER S	2004				HPX5009
SX500/R	2000-2001	HP3031			HPX5008
SX600/R	2000-2001, 2003				HPX5009
SX700/R	2000-2001				HPX5009
SXV60 SX VENOM	2004-2006				HPX5009
SXV60ER SX VENOM ER	2004-2006				HPX5009
SXV700 SX VIPER	2002-2003				HPX5009
SXV700 SX VIPER S	2004				HPX5009
SXV700ER SX VIPER ER	2002-2004				HPX5009
SXV70MH SX VIPER MOUNTAIN	2003-2006				HPX5009
TL433F	1974	HP3021			HPX5000
VENTURE 500	1997-2001	HP3031			HPX5008
VENTURE 600	1997				HPX5008
VENTURE 600	1998-2006				HPX5009
VENTURE 700	1998-2004				HPX5009
VENTURE GT	1992-1993	HP3031			HPX5008
VENTURE LITE	2007				HPX5009
VENTURE LT	2007				HPX5009
VENTURE TR	1996-1997	HP3031			HPX5008
VENTURE TR ELECTRIC	1998	HP3031			HPX5008
VENTURE XL	1991	HP3021			HPX5000
VENTURE XL	1992-1997, 1999-2001	HP3031			HPX5008
VK PROFESSIONAL	2006-2007				HPX5009
VK10 VIKING PROFESSIONAL	2008-2015		XTX5007		
VK10F VK PROFESSIONAL II	2017		XTX5007		
VK10F VK PROFESSIONAL II EPS	2018		XTX5007		HPX5007
VK10F VK PROFESSIONAL II EPS	2018,2021		XTX5007		
VK540	1988-1990	HP3021			HPX5000
VK540	1991	HP3013			HPX5001
VK540	1993	HP3031			HPX5008
VK540 II	1994-1998	HP3031			HPX5008
VK540 III	1999-2005	HP3031			HPX5008
VK540 VK 540	2018-2019, 2021		XTX5033	RPX5033	
VMAX	1985-1986	HP3013			HPX5001
VMAX	1987	HP3021			HPX5000
VMAX 500	1994-2001	HP3031			HPX5008
VMAX 500 DELUXE	1999-2001	HP3031			HPX5008
VMAX 500 DX	1994-1996	HP3031			HPX5008
VMAX 500 LE	1994-1996	HP3031			HPX5008
VMAX 500 ST	1994	HP3031			HPX5008
VMAX 500 SX	1999	HP3031			HPX5008
VMAX 500 XT	1996-1998	HP3031			HPX5008
VMAX 500 XTC	1997-1998	HP3031			HPX5008
VMAX 500 XTC DELUXE	1998	HP3031			HPX5008
VMAX 600	1994-1997, 1999				HPX5008
VMAX 600	1999	HP3031			HPX5008

TERMS & INDEX

NEW

HELMETS

HELMET ACCESSORIES

APPAREL

ACCESSORIES

TRACKS & SUSPENSION

STEERING

TRANS MISSION

PLOW & WINCH

WIND SHIELDS

BRAKES & CARB.

ENGINE PARTS

ELECTRICAL

TRAILER

CHEMICALS

TECH & TOOLS

P.O.P

DAYCO DRIVE BELTS

CODE = C

KEYWORD = 21



See Pages 463-464 for Dimensions

Model	Year	HP	XTX	RPX	HPX
Yamaha™					
VMAX 600 DELUXE	2000-2001				HPX5009
VMAX 600 DX	1994-1996				HPX5008
VMAX 600 ER	2002-2003				HPX5009
VMAX 600 LE	1994-1996				HPX5008
VMAX 600 ST	1994-1995				HPX5008
VMAX 600 SX	1997				HPX5008
VMAX 600 SX	1998-1999				HPX5009
VMAX 600 XT	1996-1997				HPX5008
VMAX 600 XT	1998				HPX5009
VMAX 600 XTC	1997				HPX5008
VMAX 600 XTC	1998				HPX5009
VMAX 700	1999-2000				HPX5009
VMAX 700	2001		XTX5033	RPX5033	
VMAX 700 DELUXE	1999-2001				HPX5009
VMAX 700 ER	2002				HPX5009
VMAX 700 SX	1997				HPX5008
VMAX 700 SX	1998-1999				HPX5009
VMAX 700 XT	1998				HPX5009
VMAX 700 XTC	1998				HPX5009
VMAX 700 XTC DELUXE	1998				HPX5009
VMAX XTC DELUXE	1998				HPX5009
VMAX-4	1992,1994				HPX5016
VMAX-4 750	1993				HPX5016
VMAX-4 800	1995-1997				HPX5016
VMAX-4 ST	1994-1995				HPX5016
VMX540 VMAX	1985-1986				HPX5001
VMX540 VMAX	1987				HPX5000
VMX540G	1983-1984	HP3013			HPX5001
VT480 VENTURE XL	1991	HP3021			HPX5000
VT480 VENTURE XL	1992-1997	HP3031			HPX5008
VT480GT VENTURE GT	1993	HP3031			HPX5008
VT480TR VENTURE TR	1996-1998	HP3031			HPX5008
VT500 VENTURE 500	1997-2001	HP3031			HPX5008
VT500XL VENTURE 500 XL	2000-2001	HP3031			HPX5008
VT600 VENTURE 600	1997				HPX5008
VT600 VENTURE 600	1998-2006				HPX5009
VT700 VENTURE 700	1998-2004				HPX5009
VX500 VMAX 500	1994-2001				HPX5008
VX500DX VMAX 500 DELUXE	2000-2001	HP3031			HPX5008
VX500DX VMAX 500 DX	1994-1996	HP3031			HPX5008
VX500E VMAX 500 LE	1994-1996	HP3031			HPX5008
VX500ST VMAX 500 ST	1994	HP3031			HPX5008
VX500SX VMAX 500 SX	1999	HP3031			HPX5008
VX500XT VMAX 500 XT	1997-1998	HP3031			HPX5008
VX500XTC VMAX 500 XTC	1997-1998	HP3031			HPX5008

Model	Year	HP	XTX	RPX	HPX
Yamaha™					
VX500XTC VMAX 500 XTC	1998	HP3031			HPX5008
DELUXE					
VX500XTR VMAX 500 XTR	1998	HP3031			HPX5008
VX500XTW VMAX 500 XT	1996	HP3031			HPX5008
PROACTION PLUS					
VX600 VMAX 600	1994-1997,1999				HPX5008
VX600DX VMAX 600 DELUXE	2000-2001				HPX5009
VX600DX VMAX 600 DX	1994-1996				HPX5008
VX600E VMAX 600 LE	1994-1996				HPX5008
VX600ER VMAX 600 ER	2002-2003				HPX5009
VX600ST VMAX 600	1996				HPX5008
MOUNTAIN MAX					
VX600ST VMAX 600 ST	1994-1995				HPX5008
VX600SX VMAX 600 SX	1997				HPX5008
VX600SX VMAX 600 SX	1998-1999				HPX5009
VX600SXS VMAX 600 SXS	1998				HPX5008
VX600XT VMAX 600 XT	1997				HPX5008
VX600XT VMAX 600 XT	1998				HPX5009
VX600XTC VMAX 600 XTC	1997				HPX5008
VX600XTC VMAX 600 XTC	1998				HPX5009
VX600XTC VMAX 600 XTC	1998				HPX5008
DELUXE					
VX600XTR VMAX 600 XTR	1998				HPX5008
VX600XTW VMAX 600 XT	1996				HPX5008
PROACTION PLUS					
VX700 VMAX 700	1999-2000				HPX5009
VX700 VMAX 700	2001		XTX5033	RPX5033	
VX700DX VMAX 700 DELUXE	1999-2001				HPX5009
VX700ER VMAX 700 ER	2002				HPX5009
VX700SX VMAX 700 SX	1997				HPX5008
VX700SX VMAX 700 SX	1998-1999				HPX5009
VX700SXS VMAX 700 SXS	1998		XTX5033	RPX5033	
VX700XT VMAX 700 XT	1998				HPX5009
VX700XTC VMAX 700 XTC	1998				HPX5009
VX700XTC VMAX 700 XTC	1998				HPX5009
DELUXE					
VX700XTCP VMAX 700 XTCP	1998		XTX5033	RPX5033	
VX750 VMAX-4	1992-1994				HPX5016
VX750ST VMAX-4 ST	1994				HPX5016
XL540 VLX	1985-1990				HPX5000
XLV	1989-1990				HPX5000
XLV	1990	HP3021			HPX5000
XLV-540	1987-1988	HP3021			HPX5000
XLV-ELECTRIC START	1985-1986	HP3021			HPX5000

TERMS & INDEX
NEW
HELMETS
HELMET ACCESSORIES
APPAREL
ACCESSORIES
TRACKS & SUSPENSION
STEERING
TRANS MISSION
PLOW & WINCH
WIND SHIELDS
BRAKES & CARB.
ENGINE PARTS
ELECTRICAL
TRAILER
CHEMICALS
TECH & TOOLS
P.O.P





See Pages 486-494 for Applications

DRIVE BELT DIMENSIONS
ULTIMAX MAX

Part No.	O.C (Inches)	Top Width (Inches)	Weight (lbs.)
MAX1034M3	43-1/16	1-3/16	0.83
MAX1042M3	44-1/8	1-3/16	0.86
MAX1049M3	43-3/16	1-1/4	0.89
MAX1089M3	42-3/4	1-1/4	0.88
MAX1103M3	44	1-5/16	0.94
MAX1105M3	47-1/4	1-3/8	1.07
MAX1106M3	43-5/16	1-1/4	0.88

Part No.	O.C (Inches)	Top Width (Inches)	Weight (lbs.)
MAX1108M3	44-1/8	1-3/8	1.00
MAX1118M3	44-3/16	1-3/8	1.00
MAX1130M3	47-3/4	1-3/8	1.08
MAX1131M3	49	1-7/16	1.17
MAX1132M3	47-3/4	1-13/32	1.11
MAX1134M3	43-1/2	1-15/32	1.08

The Incredible Max®
The Max name is synonymous with quality and innovation in the snowmobile industry. The Max belt is part of the family of Ultimax high performance belts. MAX built its reputation on quality craftsmanship and superior materials. Each MAX belt is made of premium rubber compounds and aramid cord. MAX is designed for the rider who refuses to settle for second best!



ULTIMAX PRO

Part No.	O.C (Inches)	Top Width (Inches)	Weight (lbs.)
125-4240U4	42-15/16	1-9/32	1.25
131-4126U4	42-1/16	1-21/64	1.25
138-4310U4	43-13/16	1-7/16	1.40
138-4432U4	43-7/8	1-27/64	1.39
138-4416U4	44-3/4	1-7/16	1.41
138-4332U4	45-1/4	1-27/64	1.41
138-4716U4	48-1/16	1-7/16	1.53
138-4748U4	48-1/4	1-13/32	1.50
140-4352U4	44-7/16	1-33/64	1.50
140-4704U4	47-1/2	1-7/16	1.54
140-4748U4	48-1/4	1-29/64	1.55
144-4340U4	44-1/8	1-31/64	1.44
144-4353U4	44-5/8	1-15/32	1.47
144-4410U4	44-13/16	1-11/32	1.47
144-4600U4	46-1/16	1-29/64	1.50

Part No.	O.C (Inches)	Top Width (Inches)	Weight (lbs.)
144-4616U4	46-3/4	1-31/64	1.53
144-4635U4	47-3/16	1-33/64	1.62
144-4640U4	47-1/8	1-31/64	1.55
144-4740U4	48-1/8	1-31/64	1.58
144-4824U4	48-7/8	1-31/64	1.60
144-4900U4	49-5/8	1-31/64	1.65
144-5018U4	51	1-1/2	1.69
146-4440U4	44-13/64	1-7/16	1.47
146-4540U4	45-13/64	1-7/16	1.51
146-4626U4	46-3/8	1-29/64	1.55
147-4407U4	48-11/32	1-29/64	1.63
147-4457U4	44-57/64	1-29/64	1.50
147-4711U4	47-5/32	1-29/64	1.59
147-4524U4	45-3/8	1-29/64	1.51

Ultimax 3 has evolved into Ultimax Pro
 • New Pro belt features a thicker cross section so more surface area contacts the clutch; this means less slippage over a broader speed range for quicker acceleration
 • New cog design dissipates heat and aids flexibility
 • Cooler running belts mean better performance and longer lasting belts
 • Run cool, run long, run fast with Ultimax Pro



ULTIMAX XS

Part No.	O.C (Inches)	Top Width (Inches)	Weight (lbs.)
XS801	45-11/64	1-7/16	1.33
XS802	48-7/32	1-3/8	1.38
XS803	44-7/32	1-7/16	1.33
XS804	44-7/8	1-7/16	1.36
XS805	45-1/8	1-3/8	1.27
XS806	44-1/16	1-7/16	1.29
XS807	51-25/32	1-13/32	1.52
XS808	44-23/32	1-7/16	1.32
XS809	47-3/32	1-7/16	1.39
XS810	44-11/64	1-7/16	1.30
XS811	45-23/64	1-7/16	1.35
XS812	44-27/32	1-7/16	1.33
XS813	46-7/64	1-7/16	1.38
XS814	49-41/64	1-7/16	1.48

Part No.	O.C (Inches)	Top Width (Inches)	Weight (lbs.)
XS815	48-27/32	1-7/16	1.45
XS816	48-3/32	1-7/16	1.42
XS819	46-1/8	1-15/32	1.44
XS820	43-11/16	1-1532	1.36
XS821	43-15/16	1-33/64	1.32
XS822	47-1/2	1-7/16	1.43
XS823	46-5/16	1-7/16	1.39
XS824	44-1/4	1-7/16	1.33
XS825	44-3/8	1-13/32	1.25
XS826	47	1-7/16	1.25
XS827	45-1/16	1-1/2	1.37
XS828	48-1/2	1-1/2	1.50
XS829	44-15/16	1-1/2	1.40

Today's high horsepower machines can out perform yesterday's drive belts. The Ultimax tradition of quality and innovation continues with the new Ultimax XS. It's the belt you've been waiting for to deliver peak performance and dependability never before available. Ultimax XS has increased strength and is built with new heat tolerant materials. With a revolutionary new compound, extra strong Aramax cord, and new manufacturing processes, Ultimax XS will run cooler, longer and faster. Extensive lab and field testing have proven that Ultimax XS can withstand the punishment that today's super-sleds dish out.



SPARE BELT HOLDER

Heavy gauge steel. Can be mounted in any convenient location on a snowmobile. Rivet mounted. Holds 1 drive belt. Universal, will work on any sled. 1" High



Part No.	Code	Keyword
220-9000	B	16B

SPARE BELT HOLDER

Heavy gauge steel. Can be mounted in any convenient location on a snowmobile. Rivet mounted. Holds 1 drive belt. Universal, will work on any sled. 1.5" High



Part No.	Code	Keyword
220-9001	B	16B

ULTIMAX XS
6 PACKS - MATCH SETS

Part No.	Code	Keyword
XS802-6PK	C	21
XS805-6PK	C	21
XS807-6PK	C	21
XS809-6PK	C	21
XS816-6PK	C	21
XS821-6PK	C	21
XS823-6PK	C	21



See Page 485 for Dimensions

CC	Year	Model	OEM No.	Part No.	CC	Year	Model	OEM No.	Part No.
Arctic Cat™					Arctic Cat™				
367	03-08	PANTHER 370	0627-021	MAX1132M3	431	94	PANTHER DELUXE	0227-103	MAX1062M3
440	05	440 SNO PRO MOD	0627-020	MAX1132M3	431	87-88	SUPER JAG	0227-030	138-4332U4
440	02	FIRECAT F2	0627-010	MAX1130M3	431	90-92	SUPER JAG	0227-103	MAX1062M3
565	02-07	PANTHER 570	0627-021	140-4748U4	431	99-06	Z 440	0627-021	MAX1132M3
599	18-19	NORSEMAN 6000	0627-107	XS828	431	95-98	Z 440	0627-012	MAX1130M3
599	15-17	ZR 6000 (Race Sled)	0627-086	XS802	431	02-03	Z 440 SNO PRO	0627-020	MAX1130M3
700	18-19	NORSEMAN 3000	0627-081	XS823	436	85-87	PANTERA	0227-030	138-4332U4
794	19-21	NORSEMAN 8000	0627-111	XS828	436	80-81	PANTERA	0227-019	MAX1049M3
250	73	EL TIGRE 250	0227-011	MAX1042M3	440	04-06	440 SNO PRO	0627-010	MAX1130M3
250	75-76	LYNX 250	0227-017	MAX1089M3	440	94	CHEETAH 440	0227-103	MAX1062M3
275	80	LYNX	0227-019	MAX1049M3	440	73-75	CHEETAH 440	0227-007	MAX1049M3
275	77-80	LYNX 2000S, 2000T	0227-007	MAX1049M3	440	73	CHEETAH C440	0227-006	MAX1062M3
292	71	EXT 295	0100-088	MAX1034M3	440	90	CHEETAH TOURING	0227-103	MAX1062M3
292	72	KAWASAKI KT 150B	0100-080	MAX1042M3	440	89-94	COUGAR	0227-103	MAX1062M3
292	73	LYNX	0100-080	MAX1042M3	440	79	EL TIGRÉ 440	0227-026	MAX1049M3
292	72	LYNX 292AL	0100-080	MAX1042M3	440	78-80	EL TIGRÉ 5000	0227-019	MAX1049M3
292	74	LYNX I 292	0227-011	MAX1042M3	440	81-86	EL TIGRÉ 5000	0227-030	138-4332U4
292	72	PANTHER 292AP	0100-080	MAX1042M3	440	03	FIRECAT 440	0627-010	MAX1130M3
292	70-71	PANTHER P246, P292, P295	0100-080	MAX1042M3	440	81	PANTHER	0227-019	MAX1049M3
295	92-93	CHEETAH	0227-103	MAX1062M3	440	76-78	PANTHER 4000	0227-007	MAX1049M3
295	74	LYNX I 295	0227-007	MAX1049M3	440	73-75	PANTHER 440	0227-007	MAX1049M3
295	73	PANTHER (WANKEL)	0100-088	MAX1034M3	440	90-94	PROWLER	0227-103	MAX1062M3
295	74	PANTHER 295W	0227-007	MAX1049M3	440	92-94	PROWLER 2-UP	0227-103	MAX1062M3
299	70-71	PANTHER P299, P303	0100-088	MAX1034M3	440	91	PROWLER MOUNTAIN CAT	0227-103	MAX1062M3
300	69	PANTHER 17H	0100-080	MAX1042M3	440	91-92	PROWLER SPECIAL	0227-103	MAX1062M3
303	71	LYNX L295, L303, L340	0100-080	MAX1042M3	440	78-79	SPECIAL EDITION	0227-026	MAX1049M3
303	72	PANTHER 303WP	0100-088	MAX1034M3	440	79-81	TRAIL CAT	0227-019	MAX1049M3
303	71	PUMA P303, P340, P399, P440, P650	0100-088	MAX1034M3	440	98-00	ZL 440	0627-021	MAX1132M3
339	98-99	JAG 340	0627-012	MAX1130M3	440	97	ZL 440	0627-012	MAX1130M3
339	90-93	JAG AFS DELUXE	0227-103	MAX1062M3	440	93-95	ZR 440	0627-012	MAX1130M3
339	97	JAG DELUXE	0627-012	MAX1130M3	440	96-97	ZR 440	0627-010	MAX1130M3
339	90-96	JAG DELUXE	0227-103	MAX1062M3	440	98-99	ZR 440	0627-020	MAX1132M3
339	91-93	LYNX	0227-030	138-4332U4	440	00-02	ZR 440 SNO PRO	0627-010	MAX1130M3
339	92-93	LYNX DELUXE	0227-030	138-4332U4	493	69	PANTHER 27H	0100-088	MAX1034M3
339	92-93	LYNX MOUNTAIN CAT	0227-103	MAX1062M3	497	01-02	MOUNTAIN CAT 500	0627-020	MAX1132M3
339	79-80	LYNX SINGLE, TWIN	0227-019	MAX1049M3	497	99-00	POWDER SPECIAL 500	0627-020	MAX1132M3
339	94	PUMA	0227-103	MAX1062M3	499	07-09	CROSSFIRE 500	0627-046	146-4626U4
339	97	PUMA	0627-012	MAX1130M3	499	07-08	F5	0627-046	146-4626U4
339	94-96	PUMA	0227-103	MAX1062M3	499	09-12	F5	0627-067	144-4600U4
339	94	PUMA 2-UP	0227-103	MAX1062M3	499	13-14	F5	0627-067	144-4600U4
339	97	PUMA DELUXE	0627-012	MAX1130M3	499	03-04	F5 FIRECAT	0627-020	MAX1132M3
340	95-00	BEARCAT 340	0627-013	MAX1131M3	499	03	FIRECAT F5	0627-020	140-4748U4
340	94	CHEETAH 340	0227-103	MAX1062M3	499	05-06	M5	0627-036	146-4540U4
340	73-75	CHEETAH 340	0227-007	MAX1049M3	499	08	T500	0627-046	146-4626U4
340	72	CHEETAH 340AC	0100-088	MAX1034M3	499	09	T500	0627-067	144-4600U4
340	73	EL TIGRE 340	0227-011	MAX1042M3	499	17-19	ZR 3000	0627-081	XS823
340	77-79	EL TIGRÉ 340	0227-026	MAX1049M3	499	15-17	ZR 4000	0627-083	XS822
340	74	LYNX II 340, 440	0227-007	MAX1049M3	500	76-78	CHEETAH 5000	0227-019	MAX1049M3
340	75	PANTERA 340, 440	0227-019	MAX1049M3	500	86-89	CHEETAH F/C	0227-030	138-4332U4
340	73-75	PANTHER 340	0227-007	MAX1049M3	500	85-87	COUGAR	0227-030	MAX1062M3
340	72	PANTHER 340AP	0100-088	MAX1034M3	500	05	FIRECAT 500	0627-034	146-4440U4
340	70	PANTHER P340	0100-080	MAX1042M3	500	06	FIRECAT 500	0627-044	147-4457U4
340	71	PANTHER P340	0100-088	MAX1034M3	500	80	PANTERA 5000	0227-019	MAX1049M3
340	71	PANTHER PM340	0100-088	MAX1034M3	500	76-80	PANTHER 5000	0227-019	MAX1049M3
340	72	PUMA 340APU	0100-088	MAX1034M3	500	04-06	SABERCAT 500	0627-020	MAX1132M3
340	71	PUMA PM340	0100-088	MAX1034M3	500	10-14	SNO PRO 500	0627-047	XS820
340	78-81	TRAIL CAT, 340, 4000	0227-019	MAX1049M3	500	98-02	ZL 500	0627-020	MAX1132M3
367	99-07	Z 370	0627-021	MAX1132M3	500	98-02	ZR 500	0627-020	MAX1132M3
400	73	CHEETAH 400	0227-007	MAX1049M3	529	78-80	EL TIGRÉ 6000	0227-019	MAX1049M3
400	76-77	CHEETAH 4000	0227-019	MAX1049M3	550	95-99	BEARCAT 550	0627-014	144-4900U4
400	73	EL TIGRE 400	0227-011	MAX1042M3	550	95	COUGAR	0627-012	138-4748U4
400	73	PANTHER 400	0227-007	MAX1049M3	550	98	COUGAR	0627-021	140-4748U4
431	95-00	BEARCAT 440	0627-014	MAX1131M3	550	96-97	COUGAR	0627-012	138-4748U4
431	97	JAG	0627-012	MAX1130M3	550	98	COUGAR MOUNTAIN CAT	0627-021	140-4748U4
431	91-96	JAG	0227-103	MAX1062M3	550	95-97	COUGAR MOUNTAIN CAT	0627-012	138-4748U4
431	86	JAG 440	0227-032	MAX1062M3	550	01-05	PANTERA 550	0627-021	140-4748U4
431	98-99	JAG 440	0627-012	MAX1130M3	550	95	PROWLER 2-UP	0627-012	138-4748U4
431	93-94	JAG 440Z	0227-103	MAX1062M3	550	00-03	ZL 550	0627-020	140-4748U4
431	90-93	JAG AFS	0227-103	MAX1062M3	565	15-18	BEARCAT 2000 LT	0627-067	144-4600U4
431	91	JAG LONG TRACK	0227-103	MAX1062M3	565	15-20	BEARCAT 2000 XT	0627-046	146-4626U4
431	92	JAG SPECIAL	0227-103	MAX1062M3	565	04-08	BEARCAT 570	0627-013	144-4900U4
431	91	PANTERA DELUXE	0227-103	MAX1062M3	565	09-14	BEARCAT 570	0627-067	144-4600U4
431	91	PANTERA MOUNTAIN CAT	0227-103	MAX1062M3	565	09-14	BEARCAT 570 XT	0627-046	146-4626U4
431	84-88	PANTHER	0227-030	138-4332U4	565	08	F570	0627-046	146-4626U4
431	90-93	PANTHER	0227-103	MAX1062M3	565	09-12	F570	0627-067	144-4600U4
					565	13-14	F570	0627-067	144-4600U4
					565	15-20	LYNX 2000	0627-067	144-4600U4



See Page 485 for Dimensions

CC	Year	Model	OEM No.	Part No.
Arctic Cat™				
565	02-04	MOUNTAIN CAT 570	0627-020	140-4748U4
565	08	T570	0627-046	146-4626U4
565	09-14	T570	0627-067	144-4600U4
565	02-07	Z 570	0627-021	140-4748U4
580	94	EXT	0627-012	138-4748U4
580	97	EXT	0627-012	138-4748U4
580	98	EXT 580	0627-021	140-4748U4
580	94-95	EXT 580	0627-012	138-4748U4
580	98	EXT DELUXE	0627-021	140-4748U4
580	94-96	EXT DELUXE	0627-012	138-4748U4
580	94	EXT MOUNTAIN CAT	0627-012	138-4748U4
580	95-96	EXT POWDER SPECIAL	0627-010	138-4748U4
580	95-97	PANTERA	0627-012	138-4748U4
580	98-00	PANTERA 580	0627-021	140-4748U4
580	98-99	PANTERA 580	0627-021	140-4748U4
580	97	POWDER SPECIAL	0627-010	138-4748U4
580	95	Z 580	0627-012	138-4748U4
580	93-97	ZR 580	0627-012	138-4748U4
594	97	EXT 600	0627-010	138-4748U4
594	98	EXT 600	0627-020	140-4748U4
594	97	POWDER EXTREME	0627-010	138-4748U4
594	98	POWDER EXTREME	0627-020	140-4748U4
594	98-02	ZRT 600	0627-020	140-4748U4
594	96-97	ZRT 600	0627-010	138-4748U4
599	06	CROSSFIRE 600	0627-036	146-4540U4
599	07-11	CROSSFIRE 600	0627-046	146-4626U4
599	07-11	F6	0627-046	146-4626U4
599	04	F6 FIRECAT	0627-031	140-4748U4
599	15-17	M 6000	0627-083	XS822
599	18-20	M 6000	0627-107	XS828
599	07-11	M6	0627-046	146-4626U4
599	05-06	M6	0627-036	146-4540U4
599	01-04	MOUNTAIN CAT 600	0627-020	140-4748U4
599	80	PANTERA 6000	0227-019	MAX1049M3
599	18-19	PANTERA 6000	0627-107	XS828
599	80	PANTHER 6000	0227-019	MAX1049M3
599	98-00	POWDER SPECIAL 600	0627-020	140-4748U4
599	15-17	XF 6000	0627-083	XS822
599	18-19	XF 6000	0627-107	XS828
599	14-17	ZR 6000	0627-083	XS822
599	18-21	ZR 6000	0627-107	XS828
599	18-21	ZR 6000 (Race Sled)	0627-107	XS828
600	04	FIRECAT 600	0627-035	XS802
600	05	FIRECAT 600	0627-034	146-4440U4
600	06	FIRECAT 600	0627-044	147-4457U4
600	05-06	FIRECAT 600 R	0627-020	140-4748U4
600	20	RIOT 6000 ES	0627-107	XS828
600	04	SABERCAT 600	0627-031	140-4748U4
600	05-06	SABERCAT 600	0627-020	140-4748U4
600	08	SNO PRO 600 (Race Sled)	0627-073	XS820
600	09	SNO PRO 600 (Race Sled)	0627-070	XS824
600	10-11	SNO PRO 600 (Race Sled)	0627-075	XS806
600	99-01	TRIPLE TOURING 600	0627-020	140-4748U4
600	99-03	ZL 600	0627-020	140-4748U4
600	98-02	ZR 600	0627-020	140-4748U4
658	02	4-STROKE TOURING	0627-021	140-4748U4
658	03	4-STROKE TOURING	0627-013	XS814
658	02	4-STROKE TRAIL	0627-021	140-4748U4
658	03	4-STROKE TRAIL	0627-013	XS814
660	98-02	BEARCAT WIDE TRACK	0627-014	144-4900U4
660	03-08	BEARCAT WIDE TRACK	0627-033	144-5018U4
660	06-08	BEARCAT WIDE TRACK TURBO	0627-049	147-4407U4
660	05-06	T660	0627-013	XS814
660	04	T660 SPORT	0627-028	144-4616U4
660	04-08	T660 TOURING	0627-013	XS814
660	04-05	T660 TURBO	0627-028	144-4616U4
660	06-07	T660 TURBO TOURING	0627-048	147-4711U4
698	06	CROSSFIRE 700	0627-036	XS801
698	04	F7 FIRECAT	0627-031	XS802
698	03	FIRECAT F7	0627-035	XS802
698	05-06	M7	0627-036	XS801
700	05	FIRECAT 700	0627-034	XS810
700	06	FIRECAT 700	0627-044	XS812
700	05-06	FIRECAT 700 R	0627-035	XS802
700	16-19	PANTERA 3000	0627-081	XS823
700	99-00	POWDER SPECIAL 700	0627-020	XS802
700	04	SABERCAT 700	0627-031	XS802
700	05	SABERCAT 700	0627-035	XS802

CC	Year	Model	OEM No.	Part No.
Arctic Cat™				
700	06	SABERCAT 700	0627-035	XS802
700	95-96	WILDCAT 700	0627-010	138-4748U4
700	95-96	WILDCAT MOUNTAIN CAT	0627-010	138-4748U4
700	95-96	WILDCAT TOURING	0627-010	138-4748U4
700	00	ZL 700	0627-020	XS802
700	95	ZR 700	0627-010	138-4748U4
700	99-00	ZR 700	0627-020	XS802
785	01-04	MOUNTAIN CAT 800	0627-020	XS802
785	01-03	ZR 800	0627-020	XS802
791	95-97	ZRT 800	0627-010	138-4748U4
794	10-11	CFR8	0627-060	XS819
794	07-11	CROSSFIRE 8	0627-060	XS819
794	07-11	F8	0627-046	XS819
794	12	F8	0627-083	XS822
794	13	F800	0627-083	XS822
794	12-13	M 800	0627-084	XS822
794	14-17	M 8000	0627-084	XS822
794	18-20	M 8000	0627-111	XS828
794	20-21	M 8000 ALPHA ONE	0627-111	XS828
794	20-21	M 8000 HARDCORE ALPHA ONE ES	0627-111	XS828
794	07-11	M8	0627-046	XS819
794	98-04	PANTERA 800	0627-020	XS802
794	20-21	RIOT 8000 ES	0627-111	XS828
794	20-21	RIOT X 8000 ES	0627-111	XS828
794	14-17	ZR 8000	0627-083	XS822
794	18-21	ZR 8000	0627-111	XS828
794	98-01	ZRT 800	0627-020	XS802
799	16-17	BEARCAT 3000 LT	0627-081	XS823
800	12-15	XF 800	0627-083	XS822
800	14-17	XF 8000	0627-083	XS822
800	18-19	XF 8000	0627-111	XS828
800	01-03	ZL 800	0627-020	XS802
862	04-06	KING CAT 900	0627-020	XS802
862	03-04	MOUNTAIN CAT 900	0627-020	XS802
862	03	ZR 900	0627-020	XS802
862	04-05	ZR 900	0627-032	XS808
862	06	ZR 900	0627-045	XS811
900	98-02	THUNDERCAT	0627-020	XS802
900	93-97	THUNDERCAT	0627-010	138-4748U4
998	18-19	XF 9000	0627-112	XS829
998	17	ZR 9000	0627-104	XS827
998	18-21	ZR 9000	0627-112	XS829
999	10-11	CFR1000	0627-060	XS819
999	07-09	CROSSFIRE 1000	0627-060	XS819
999	07-09	F1000	0627-060	XS819
999	07-11	M 1000	0627-060	XS819
999	01-02	MOUNTAIN CAT 1000	0627-020	XS802
999	00-01	PANTERA 1000	0627-020	XS802
999	98-02	THUNDERCAT MOUNTAIN CAT	0627-020	XS802
999	94-97	THUNDERCAT MOUNTAIN CAT	0627-010	138-4748U4
1049	16-19	BEARCAT 7000 XT	0627-102	XS808
1049	19	BEARCAT XT	0627-102	XS808
1049	15-16	M 7000	0627-070	XS824
1049	18	PANTERA 7000	0627-110	XS829
1049	15-17	PANTERA 7000	0627-070	XS824
1049	16-19	PANTERA 7000 XT	0627-102	XS808
1049	14-17	ZR 7000	0627-070	XS824
1049	18-19	ZR 7000	0627-110	XS829
1056	15	BEARCAT 5000 XT	0627-047	XS820
1056	09-14	BEARCAT Z1 XT	0627-047	XS820
1056	12-13	F1100	0627-081	XS823
1056	12-13	F1100 TURBO	0627-082	XS823
1056	07-08	JAGUAR Z1	0627-047	XS820
1056	12-13	M 1100	0627-081	XS823
1056	14-17	M 9000	0627-082	XS823
1056	18-19	M 9000 KING CAT	0627-112	XS829
1056	08-14	TZ1	0627-069	XS820
1056	12-13	XF 1100	0627-081	XS823
1056	14-17	XF 9000	0627-082	XS823
1056	09-11	Z1	0627-069	XS820
1056	14-17	ZR 5000	0627-081	XS823
1056	14-16	ZR 9000	0627-082	XS823
1094	18	XF 7000	0627-110	XS829
1094	14-17	XF 7000	0627-070	XS824

TERMS & INDEX

NEW

HELMETS

HELMET ACCESSORIES

APPAREL

ACCESSORIES

TRACKS & SUSPENSION

STEERING

TRANS MISSION

PLOW & WINCH

WIND SHIELDS

BRAKES & CARB.

ENGINE PARTS

ELECTRICAL

TRAILER

CHEMICALS

TECH & TOOLS

P.O.P



See Page 485 for Dimensions

CC	Year	Model	OEM No.	Part No.
Polaris™				
244	90	NOR STAR TRAK	3211042	MAX1105M3
244	83-90	STAR	3211042	MAX1105M3
244	88-90	STARTRAK	3211042	MAX1105M3
339	01-02	340 DELUXE	3211058	MAX1106M3
339	04-08	340 INDY / CLASSIC	3211078	144-4640U4
339	01-03	340 TOURING	3211058	MAX1106M3
339	04-07	340 TOURING	3211078	144-4640U4
339	08	340 TRANSPORT	3211078	144-4640U4
339	99-00	INDY 340	3211058	MAX1106M3
339	93-98	INDY LITE	3211058	MAX1106M3
340	00	EDGE	3211080	144-4640U4
340	80-82	GALAXY	3211042	MAX1105M3
340	83	INDY CROSS COUNTRY	3211042	MAX1105M3
340	81-82	TH-L	3211042	MAX1105M3
340	80	TX 340	3211042	MAX1105M3
340	80-83	TX-C 340	3211042	MAX1105M3
340	79-83	TX-L	3211042	MAX1105M3
398	84-91	INDY 400	3211042	MAX1105M3
398	90	INDY 440	3211042	MAX1105M3
432	85-86	GRIZZLY	3211042	MAX1105M3
432	90-98	INDY 440	3211070	MAX1105M3
432	92-95	INDY XCR	3211042	MAX1105M3
432	88-89	LONGTRAK	3211042	MAX1105M3
432	83	SPORT	3211042	MAX1105M3
432	84-85	SS STAR	3211042	MAX1105M3
438	00-03	440	3211080	144-4640U4
438	97-99	INDY XCF	3211070	MAX1105M3
438	01	INDY XCF	3211075	144-4740U4
440	06	440 IQ SNOW PRO	3211104	147-4524U4
440	92-96	440 XCR	3211042	MAX1105M3
440	97-98	440 XCR	3211067	138-4716U4
440	99-99	440 XCR	3211074	144-4740U4
440	80	TX 440	3211042	MAX1105M3
488	04-06	500 CLASSIC	3211078	MAX1105M3
488	11	500 WIDETRAK LX	3211070	MAX1105M3
488	00	CLASSIC TOURING	3211070	MAX1105M3
488	01-06	INDY 500	3211078	144-4640U4
488	89-00	INDY 500	3211070	MAX1105M3
488	91	INDY 500 CLASSIC	3211042	MAX1105M3
488	90-91	INDY 500 SKS	3211042	MAX1105M3
488	90-91	INDY 500 SP	3211042	MAX1105M3
488	93-97	INDY CLASSIC	3211070	MAX1105M3
488	93-99	INDY CLASSIC TOURING	3211070	MAX1105M3
488	93	INDY SNO TRAIL	3211042	MAX1105M3
488	97-98	INDY SUPER SPORT	3211042	MAX1105M3
488	92	INDY SUPERTRAK	3211042	MAX1105M3
488	83-99	INDY TRAIL	3211042	MAX1105M3
488	91-99	INDY WIDE TRAK	3211042	MAX1105M3
488	00-07	WIDETRAK	3211070	MAX1105M3
488	98-11	WIDETRAK LX	3211070	MAX1105M3
500	00-03	500 CLASSIC	3211070	MAX1105M3
500	00-02	500 RMK	3211074	144-4740U4
500	00	500 XC	3211074	144-4740U4
500	01-07	500 XC	3211080	144-4640U4
500	79-83	CENTURION INDY 500	3211045	MAX1105M3
500	99-00	INDY 500 SKS	3211074	144-4740U4
500	12-15	WIDETRAK LX INTNL	3211070	MAX1105M3
530	72-73	CHARGER 530	3211031	138-4716U4
530	74	CUSTOMER II 530	3211031	138-4716U4
544	02-06	550 CLASSIC	3211078	144-4640U4
544	14-21	550 INDY	3211154	125-4240U4
544	14-21	550 INDY ADVENTURE	3211154	125-4240U4
544	14-21	550 INDY VOYAGER/INTL	3211154	125-4240U4
544	09-13	550 IQ SHIFT	3211121	XS813
544	07-08	550 LX	3211078	144-4640U4
544	16-20	550 LXT	3211154	125-4240U4
544	04	550 PRO-X FAN	3211078	144-4640U4
544	20	550 RMK EVO/ES	3211174	125-4240U4
544	11-13	550 SHIFT	3211121	XS813
544	14-21	550 VOYAGEUR	3211154	125-4240U4
544	16-19	550 WIDETRAK LX	3211070	138-4716U4
544	99-00	INDY SUPER SPORT	3211070	138-4716U4
544	09-10	RMK TRAIL	3211078	144-4640U4
544	04	SPORT TOURING	3211078	144-4640U4
544	01-03	SPORT TOURING	3211070	138-4716U4
544	01-08	SUPER SPORT	3211078	144-4640U4

CC	Year	Model	OEM No.	Part No.
Polaris™				
544	09	TOURING TRAIL 550	3211078	144-4640U4
544	00-03	TRAIL RMK	3211070	138-4716U4
544	04-08	TRAIL RMK	3211078	144-4640U4
544	00-03	TRAIL TOURING	3211070	138-4716U4
544	04-10	TRAIL TOURING	3211078	144-4640U4
593	01-03	600 CLASSIC TOURING	3211075	144-4740U4
593	98-01	600 RMK	3211065	144-4824U4
593	00	600 XC	3211065	144-4824U4
593	98-99	INDY 600 RMK	3211065	144-4824U4
593	98-99	INDY 600 XC	3211065	144-4824U4
593	03	INDY 600 XC	3211080	144-4640U4
597	97	INDY 600 XC	3211042	138-4716U4
597	94	INDY SPECIAL	3211042	138-4716U4
597	00	INDY TRIUMPH	3211070	138-4716U4
597	93-99	INDY XLT	3211042	138-4716U4
599	17-21	600 AXYS PRO-RMK	3211115	XS809
599	01-06	600 CLASSIC	3211080	144-4640U4
599	01-04	600 EDGE	3211080	144-4640U4
599	06-07	600 H.O. IQ	3211080	144-4640U4
599	06-07	600 H.O. RMK	3211080	144-4640U4
599	06-07	600 H.O. SWITCHBACK	3211080	144-4640U4
599	13-21	600 INDY (IQ, SP, XC)	3211122	144-4640U4
599	20	600 INDY ADVENTURE	3211165	XS801
599	19-21	600 INDY SP (XC, XCR)	3211165	XS801
599	15-16	600 INDY VOYAGER	3211115	XS809
599	08-15	600 IQ	3211115	XS809
599	08-16	600 IQ RACER/INTL	3211114	147-4524U4
599	09-12	600 IQ SHIFT	3211122	144-4640U4
599	08	600 IQ TOURING	3211122	144-4640U4
599	11-17	600 IQ WIDETRAK	3211132	140-4704U4
599	14-17	600 PRO-RMK	3211115	XS809
599	01-04	600 PRO-X	3211080	144-4640U4
599	20	600 RACER/INTL	321208	XS811
599	02-06	600 RMK	3211080	144-4640U4
599	07-16	600 RMK	3211115	XS809
599	17-21	600 RMK/ES	3211165	XS801
599	08	600 RR	3211114	147-4524U4
599	11-14	600 RUSH	3211122	144-4640U4
599	15-20	600 RUSH PRO-S	3211165	XS801
599	15-16	600 RUSH PRO-X	3211165	XS801
599	17-18	600 RUSH XCR	3211165	XS801
599	11	600 SHIFT	3211122	144-4640U4
599	04-14	600 SWITCHBACK	3211122	144-4640U4
599	15-19	600 SWITCHBACK	3211165	XS801
599	12-14	600 SWITCHBACK ADVENTURE	3211122	144-4640U4
599	15-18	600 SWITCHBACK ADVENTURE	3211165	XS801
599	15	600 SWITCHBACK ASSAULT	3211122	144-4640U4
599	16	600 SWITCHBACK ASSAULT	3211132	140-4704U4
599	17-21	600 SWITCHBACK ASSAULT	3211165	XS801
599	12-14	600 SWITCHBACK PRO-R	3211122	144-4640U4
599	15-21	600 SWITCHBACK PRO-S SC	3211165	XS801
599	17	600 SWITCHBACK PRO-X	3211165	XS801
599	19-21	600 SWITCHBACK XCR/INTL	3211165	XS801
599	05-06	600 TOURING	3211080	144-4640U4
599	14	600 VOYAGER	3211122	144-4640U4
599	17-21	600 VOYAGEUR/INTL	3211165	XS801
599	15	600 WIDETRAK	3211132	140-4704U4
599	01-05	600 XC	3211080	144-4640U4
599	17-21	600R (RACE SLED)	321208	XS811
599	08-09	DRAGON 600	3211115	XS809
599	08-10	DRAGON SWITCHBACK 600	3211122	144-4640U4
599	09-10	IQ 600	3211122	144-4640U4
599	10	IQ TOURING 600	3211122	144-4640U4
599	10	RMK 600	3211115	XS809
599	10	RUSH 600	3211122	144-4640U4
599	09	SHIFT IQ 600	3211122	144-4640U4
599	09	SHIFT RMK 600	3211115	XS809
599	14-15	SNO 600 IQ RACER/INTL	3211114	147-4524U4
599	08-10	SWITCHBACK 600	3211122	144-4640U4
599	09-10	TOURING IQ 600	3211122	144-4640U4
599	10-14	WIDETRAK 600	3211132	140-4704U4
600	00	600 TOURING	3211075	144-4740U4
600	00	600 XC SP EDGE	3211075	144-4740U4
600	83-96	INDY 600	3211042	138-4716U4



See Page 485 for Dimensions

CC	Year	Model	OEM No.	Part No.	CC	Year	Model	OEM No.	Part No.
Polaris™					Polaris™				
600	96-98	INDY 600 XCR	3211066	138-4716U4	795	15-20	800 RUSH PRO-S (SC)	3211177	XS801
600	09	IQ RACER 600	3211114	147-4524U4	795	15-16	800 RUSH PRO-X	3211177	XS801
600	10-11	SNOCROSS IQ-R 600	3211114	147-4524U4	795	17-19	800 RUSH XCR	3211177	XS801
648	88-92	INDY 650	3211042	138-4716U4	795	20	800 SKS	3211215	XS801
648	91-97	INDY RXL	3211042	138-4716U4	795	04-14	800 SWITCHBACK	3211115	XS809
679	98	INDY 700 XCR	3211066	138-4716U4	795	15-18	800 SWITCHBACK PRO-X	3211177	XS801
679	96-98	INDY ULTRA	3211066	138-4716U4	795	14	800 SWITCHBACK ADVENTURE	3211115	XS809
700	01	700 CLASSIC	3211065	XS815	795	16-19	800 SWITCHBACK ADVENTURE	3211177	XS801
700	08	700 DRAGON RMK	3211115	XS809	795	11-12	800 SWITCHBACK ASSAULT	3211115	XS809
700	04	700 EDGE TOURING	3211080	XS809	795	17-20	800 SWITCHBACK ASSAULT	3211177	XS801
700	08	700 IQ	3211115	XS809	795	12-14	800 SWITCHBACK PRO-R	3211115	XS809
700	03-04	700 PRO-X	3211080	XS809	795	15-20	800 SWITCHBACK PRO-S (SC)	3211177	XS801
700	00-01	700 RMK	3211065	XS815	795	18-21	800 TITAN SP	3211177	XS801
700	02-08	700 RMK	3211115	XS809	795	19-21	850 AXYS SKS (155/INTL SC)	3211216	XS826
700	03	700 SKS	3211080	XS809	795	19-20	850 RUSH PRO-S SC	3211177	XS801
700	00-02	700 SKS	3211065	XS815	795	19-21	850 SWITCHBACK PRO-S SC	3211215	XS801
700	04	700 SWITCHBACK	3211080	XS809	795	19-21	850 SWITCHBACK XCR/INTL	3211215	XS801
700	00	700 XC	3211065	XS815	795	10	ASSAULT RMK 800	3211115	XS809
700	01-05	700 XC	3211080	XS809	795	09-10	DRAGON 800	3211115	XS809
700	07	DRAGON	3211115	XS809	795	09	DRAGON IQ TURBO 800	3211121	XS813
700	08	DRAGON IQ 700	3211115	XS809	795	09-10	DRAGON RMK 800	3211115	XS809
700	07	DRAGON RMK	3211115	XS809	795	09-10	DRAGON SWITCHBACK 800	3211115	XS809
700	08	DRAGON SWITCHBACK 700	3211115	XS809	795	09-10	IQ 800	3211115	XS809
700	97-99	INDY 700	3211065	XS815	795	09-10	RMK 800	3211115	XS809
700	98-99	INDY 700 XC	3211065	XS815	795	09	SHIFT RMK 800	3211115	XS809
700	03	INDY 700 XC	3211080	XS809	795	09-10	SWITCHBACK 800	3211115	XS809
700	99	INDY 700 XCR	3211075	XS816	800	01-08	800	3211115	XS809
700	09-10	RMK 700	3211115	XS809	800	20	800 SWITCHBACK XCR XC	3211215	XS801
700	08	SWITCHBACK 700	3211115	XS809	850	19-21	850 AXYS PRO-RMK	3211216	XS826
750	12-13	750 TURBO IQ	3211121	XS813	850	20-21	850 INDY ADVENTURE	3211215	XS801
750	08	DRAGON IQ FST TURBO	3211121	XS813	850	19-21	850 INDY SC, XC, XCR	3211215	XS801
750	06	FS CLASSIC	3211099	XS813	850	19	850 PRO-RMK (155/INTL SC)	3211216	XS826
750	06-08	FS IQ TOURING	3211121	XS813	850	20-21	850 RMK KHAOS	3211216	XS826
750	11	FS IQ WIDETRAK	3211127	144-4824U4	850	19-20	850 RUSH XCR SC	3211215	XS801
750	06	FST CLASSIC	3211099	XS813	850	19-21	850 SKS (146/INTL SC)	3211215	XS801
750	06-10	FST IQ TOURING	3211099	XS813	850	19-21	850 SWITCHBACK ASSAULT SC	3211215	XS801
750	06-07	FST SWITCHBACK	3211099	XS813	866	05-06	900 FUSION	3211080	XS809
750	08	IQ CRUISER	3211121	XS813	866	05-06	900 RMK	3211080	XS809
750	08-10	IQ TURBO DRAGON	3211121	XS813	866	06	900 SWITCHBACK	3211080	XS809
750	09	IQ WIDETRAK/EURO	3211127	144-4824U4	244,	74	CUSTOMER II 250, 400	3211031	MAX1105M3
750	10	LX TURBO	3211121	XS813	400				
750	14	SNO IQ TURBO LXT	3211121	XS813	250,	74-78	ELECTRA 250, 340, 440	3211031	MAX1105M3
750	08-09	SWITCHBACK TURBO	3211121	XS813	336,				
750	09-10	TOURING FST TURBO	3211121	XS813	432				
750	10-11	TURBO IQ	3211121	XS813	294,	72-73	CHARGER 300, 400	3211031	MAX1105M3
750	10-13	WIDETRAK 750	3211127	144-4824U4	400				
755	02-06	700 CLASSIC	3211080	XS809	340,	76-80	TX	3211042	MAX1105M3
755	06	700 FUSION	3211080	XS809	440				
755	06	700 TOURING	3211080	XS809	340,	79	COBRA 340, 440	3211042	MAX1105M3
784	03	FRONTIER CLASSIC	3211080	XS809	440				
784	04	FRONTIER CLASSIC	3211092	144-4340U4	400,	83-90	SPORT TRAIL	3211042	MAX1105M3
784	04-05	FRONTIER TOURING	3211092	144-4340U4	600				
794	03-04	800 CLASSIC	3211080	XS809	Ski-Doo™				
794	04	800 EDGE TOURING	3211080	XS809	247	71-96	ELAN 250	570041100	MAX1034M3
794	03-04	800 PRO X	3211080	XS809	248	79-92	CITATION	414827600	MAX1103M3
794	02-16	800 RMK	3211080	XS809	248	89-90	SAFARI CITATION	414827600	MAX1103M3
794	03	800 SKS	3211080	XS809	248	85-00	TUNDRA	414827600	MAX1103M3
794	05	800 TOURING	3211080	XS809	248	85-97	TUNDRA LT	414827600	MAX1103M3
794	01-05	800 XC SP	3211080	XS809	250	66-75	OLYMPIQUE 250, 300, 320, 335	570041400	MAX1034M3
794	00-03	800 XCR	3211075	XS816	250	08	T'NT 250	414227700	MAX1103M3
794	03	INDY 800 XC	3211080	XS809	253	66-67	CHALET	570041400	MAX1034M3
794	99	INDY 800 XCR	3211075	XS816	268	11	SKANDIC TUNDRA 280	414827600	MAX1103M3
794	94-98	INDY STORM	3211065	XS815	268	03-08	SKANDIC TUNDRA 300F	417300326	138-4310U4
795	16-20	800 AXYS PRO RMK	3211183	XS826	269	83	SKANDIC 227	414375800	MAX1103M3
795	19	800 AXYS SKS (146/INTL)	3211177	XS801	269	86-91	TUNDRA II LT	414827600	MAX1103M3
795	16-20	800 AXYS SKS (155)	3211183	XS826	269	17	TUNDRA R	414827600	MAX1103M3
795	08	800 DRAGON RMK	3211115	XS809	280	07-10	SKANDIC TUNDRA 280	415060600	138-4332U4
795	20	800 INDY ADVENTURE	3211215	XS801	292	03-17	T'NT 292	570041400	MAX1034M3
795	14-16	800 INDY SP	3211115	XS809	294	70-76	T'NT 294	414188400	MAX1034M3
795	19-20	800 INDY XC	3211177	XS801					
795	11-15	800 PRO RMK	3211115	XS809					
795	10-15	800 RMK ASSAULT	3211115	XS809					
795	16-19	800 RMK ASSAULT	3211183	XS826					
795	20	800 RMK KHAOS	3211216	XS826					
795	11-14	800 RUSH	3211115	XS809					
795	11-14	800 RUSH PRO-R	3211115	XS809					

TERMS & INDEX
NEW
HELMETS
HELMET ACCESSORIES
APPAREL
ACCESSORIES
TRACKS & SUSPENSION
STEERING
TRANS MISSION
PLOW & WINCH
WIND SHIELDS
BRAKES & CARB.
ENGINE PARTS
ELECTRICAL
TRAILER
CHEMICALS
TECH & TOOLS
P.O.P



See Page 485 for Dimensions

CC	Year	Model	OEM No.	Part No.
Ski-Doo™				
300	07	ADVENTURE 300F	417300326	138-4310U4
300	06	FREESTYLE 300F	417300298	131-4126U4
300	07-08	FREESTYLE SESSION 300F	417300326	138-4310U4
300	76-79	OLYMPIQUE 300 Twin, 340	414232700	MAX1103M3
335	70-73	SKANDIC 335	570041400	MAX1034M3
339, 437, 497	78-83	BLIZZARD 5500, 6500, 7500, 9500	414375800	MAX1103M3
340, 440, 500	76-83	EVEREST 340, 440, 464, 500	414375800	MAX1103M3
340	77	RV 340	414227700	MAX1103M3
340	69-78	T'NT 340	414188400	MAX1034M3
345	71	T'NT 345	414227700	MAX1103M3
346	76	T'NT 346	414188400	MAX1034M3
368	98-00	FORMULA S	415060600	138-4332U4
368	02-06	MXZ 380 FAN	415060600	138-4332U4
368	81-83	NORDIK	414375800	MAX1103M3
368	84-88	SAFARI 377	414523300	MAX1108M3
368	90-93	SAFARI L	414617500	MAX1108M3
368	90-92	SAFARI LE, LX, LXE	414633800	MAX1108M3
368	89	SAFARI SAGA	414617500	MAX1108M3
368	89-90	SAFARI SCOUT	414523300	MAX1108M3
368	91-92	SCOUT	414523300	MAX1108M3
368	95-00	SKANDIC 380	415060600	138-4332U4
368	71-01	TOURING	415060600	138-4332U4
371	69	NORDIK 371	570041400	MAX1034M3
377	92-94	SKANDIC II 377	414617500	MAX1108M3
380	02-03	GRAND TOURING 380F	415060600	138-4332U4
380	05-06	GSX FAN 380F	415060600	138-4332U4
380	05-06	GTX FAN 380F	415060600	138-4332U4
380	02-04	LEGEND 380 FAN	415060600	138-4332U4
380	01-05	MX Z FAN 380F	415060600	138-4332U4
386	93-94	SAFARI DELUXE	414617500	MAX1108M3
396	76	T'NT 396	414188400	MAX1034M3
399	66-73	ALPINE	570041400	MAX1034M3
399	74-87	ALPINE 399	4143758	MAX1103M3
399	70-71	NORDIK 399	570041400	MAX1034M3
399	70-73	T'NT 399	570041400	MAX1034M3
399	71	VALMONT 399	570041400	MAX1034M3
400	72-73	T'NT 400	414188400	MAX1034M3
400	72	VALMONT 400	570041400	MAX1034M3
434	73	VALMONT 434	570041400	MAX1034M3
436	95	MXZ	414860700	138-4332U4
436	88-91	NORDIK 50	414617500	MAX1108M3
436	70-73	T'NT 436	570041400	MAX1034M3
437	97-00	MX Z X 440 LC	414860700	138-4332U4
437	97-00	MXZ 440	415060600	138-4332U4
437	84-86	SAFARI 447	414523300	MAX1108M3
440	74-75	EVEREST 440	570041400	MAX1034M3
440	04-07	MX Z X 440 RACING	417300297	140-4352U4
440	07	MXZ 440X RACING	417300288	XS803
440	72	NORDIK 440	570041400	MAX1034M3
440	01-07	SKANDIC LT 440F	414633800	MAX1108M3
440	69-75	T'NT 440	570041400	MAX1034M3
440	72	VALMONT 440	570041400	MAX1034M3
450	73-81	ELITE	570041400	MAX1034M3
462	85-93	FORMULA MX	414633800	MAX1108M3
462	92	FORMULA XTC	414633800	MAX1108M3
462	84-92	SAFARI GLX	414633800	MAX1108M3
462	91-92	SAFARI LCE	414617500	MAX1108M3
463	86	FORMULA SP	414523300	MAX1108M3
463	85	FORMULA SS	414523300	MAX1108M3
463	01	SS25	414523300	MAX1108M3
496	87-88	ESCAPADE	414617500	138-4400U4
496	88-91	NORDIK 60	414617500	MAX1108M3
496	88	SAFARI 503	414617500	138-4400U4
496	89	SAFARI ESCAPADE	414617500	138-4400U4
496	93-94	SAFARI RALLY	414617500	138-4400U4
496	89	SAFARI VOYAGEUR	414617500	138-4400U4
496	87-93	SKANDIC 503	414523300	138-4400U4
496	94	SKANDIC II 496	414617500	138-4400U4
496	93	SKANDIC SLT	414617500	138-4400U4
496	87-88	STRATOS	414617500	138-4400U4
497	95-99	FORMULA SL	415060600	138-4332U4

CC	Year	Model	OEM No.	Part No.
Ski-Doo™				
497	95-00	SKANDIC 500	415060600	138-4332U4
497	97	SKANDIC SUPER WIDE TRACK	414633800	MAX1108M3
497	00-01	SKANDIC SWT	414633800	MAX1108M3
497	97-11	SKANDIC WIDE TRACK	414633800	MAX1108M3
500	02-03	GRAND TOURING SPORT 500	414860700	138-4332U4
500	04-09	GSX SPORT 500 SS	417300197	140-4352U4
500	05-09	GTX SPORT 500 SS	417300197	140-4352U4
500	04-07	MX Z ADRENALINE 500 SS	417300197	140-4352U4
500	08-09	MX Z TNT 500 SS	417300197	140-4352U4
500	07	MX Z TRAIL 500	417300197	140-4352U4
500	98-02	MXZ 500 FAN	415060600	138-4332U4
500	03	MXZ ADRENALINE 500 RER	414860700	138-4332U4
500	03	SKANDIC SPORT 500F	415060600	138-4332U4
500	98-03	SKANDIC SWT 500F	414633800	MAX1108M3
500	03	SUMMIT EVEREST 500 SS	417300383	XS821
503	90-91	CHEYENNE	414617500	MAX1108M3
521	83	BLIZZARD 9700	414505900	138-4400U4
521	85-86	SAFARI GL	414523300	138-4400U4
521	85-86	SAFARI LC	414523300	138-4400U4
550	07	ADVENTURE RANGER 550F	417300326	138-4310U4
550	11	EXPEDITION SPORT 550F	417300367	MAX11134M3
550	05-08	EXPEDITION SPORT 550F	415060600	138-4332U4
550	12-14	EXPEDITION SPORT 550F	414860700	138-4332U4
550	15-20	EXPEDITION SPORT 550F	417300127	144-4353U4
550	07-08	FREESTYLE PARK 550F	415060600	138-4332U4
550	07	FREESTYLE SESSION 550	415060600	138-4332U4
550	03	GRAND TOURING 550 FAN	415060600	138-4332U4
550	10-11	GRAND TOURING SPORT 550F	417300367	MAX11134M3
550	15	GRAND TOURING SPORT 550F	417300127	144-4353U4
550	12-14	GRAND TOURING SPORT 550F	414860700	138-4332U4
550	10	GSX SPORT 550F	417300367	MAX11134M3
550	05-09	GTX FAN 550F	415060600	138-4332U4
550	02-04	LEGEND 550 FAN	415060600	138-4332U4
550	05-07	MX Z FAN 550F	415060600	138-4332U4
550	11	MX Z SPORT 550F	417300367	MAX11134M3
550	12-13	MX Z SPORT 550F	414860700	138-4332U4
550	10	MX Z TNT 550F	417300367	MAX11134M3
550	11	MX Z TNT 550F	417300367	MAX11134M3
550	12	MX Z TNT 550F	414860700	138-4332U4
550	03-08	MXZ 550 FAN	415060600	138-4332U4
550	06-09	MXZ 550 X	415060600	138-4332U4
550	14	MXZ SPORT 550F	414860700	138-4332U4
550	10-11	RENEGADE SPORT 550F	417300367	MAX11134M3
550	12-14	RENEGADE SPORT 550F	414860700	138-4332U4
550	18	SKANDIC 550F	414860700	138-4332U4
550	04-07	SKANDIC SUV 550F	414633800	138-4400U4
550	08-10	SKANDIC SUV 550F	605348425	144-4635U4
550	08	SKANDIC SWT 550F	605348425	144-4635U4
550	04-07	SKANDIC SWT 550F	414633800	138-4400U4
550	14-19	SKANDIC SWT 550F	414860700	138-4332U4
550	09-11	SKANDIC TUNDRA 550F	417300367	MAX11134M3
550	08-11	SKANDIC TUNDRA SPORT 550F	417300367	MAX11134M3
550	05-13	SKANDIC WT 550F	605348425	144-4635U4
550	14-20	SKANDIC WT 550F	414860700	138-4332U4
550	09-11	SUMMIT FAN 550	415060600	138-4332U4
550	18-20	TUNDRA 550F	417300127	144-4353U4
550	19	TUNDRA LT 550F	417300127	144-4353U4
550	14	TUNDRA SPORT 550F	417300127	144-4353U4
550	16	TUNDRA SPORT 550F	414860700	138-4332U4
550	12	TUNDRA STD 550F XP	414860700	138-4332U4
550	12-19	TUNDRA WT 550F	414860700	138-4332U4
553	07-09	FREESTYLE BACKCOUNTRY 550F	415060600	138-4332U4
553	05-09	GSX FAN 550F	415060600	138-4332U4
553	04	SKANDIC SPORT 550	414633800	138-4400U4
553	07	SKANDIC TUNDRA LT 550F	415060600	138-4332U4
553	11	SUMMIT EVEREST FAN 550	415060600	138-4332U4
580	93	FORMULA GRAND TOURING	414741300	138-4400U4
580	94	FORMULA LT	414860700	138-4332U4
580	85-93	FORMULA PLUS	414741300	138-4400U4
580	94	GRAND TOURING XTC	414741300	138-4400U4
581	97-98	FORMULA 583	414860700	138-4332U4
581	99	FORMULA DELUXE 583	414860700	138-4332U4
581	94-96	FORMULA STX	414860700	XS806
583	96-98	GRAND TOURING 583	414860700	138-4332U4



See Page 485 for Dimensions

CC	Year	Model	OEM No.	Part No.	CC	Year	Model	OEM No.	Part No.
Ski-Doo™					Ski-Doo™				
583	96-99	GRAND TOURING 583	414860700	138-4332U4	600	10-12	MX Z TNT 600	417300197	XS803
583	96-98	MXZ 583	414860700	138-4332U4	600	12	MX Z TNT 600 ACE	417300127	144-4353U4
583	94-97	SUMMIT 583	414860700	138-4332U4	600	09-13	MX Z TNT 600 H.O. E-TEC	417300383	XS821
593	01-02	SUMMIT 600	417300127	144-4353U4	600	11	MX Z TNT ACE	414860700	138-4332U4
593	99-00	SUMMIT 600	414860700	138-4332U4	600	01-03	MX Z TRAIL 600	414860700	138-4332U4
593	03-06	SUMMIT 600 H.O.	417300197	XS803	600	04-05	MX Z TRAIL 600 H.O.	417300197	XS803
594	09	EXPEDITION TUV 600 H.O.	417300197	XS803	600	01-02	MX Z X 600	414860700	138-4332U4
594	10	EXPEDITION TUV 600 H.O.	417300383	XS821	600	11-13	MX Z X 600 H.O.	417300383	XS821
594	06-08	EXPEDITION TUV 600 H.O.	605348425	144-4635U4	600	04-08	MX Z X 600 H.O.	417300197	XS803
594	04-08	GSX LIMITED 600 H.O.	417300197	XS803	600	09-12	MX Z X 600 H.O.	417300383	XS821
594	04-06	GSX SPORT 600 H.O.	417300197	XS803	600	16-18	MXZ 600 ACE	417300127	144-4353U4
594	04	LEGEND 600 H.O.	417300197	XS803	600	17-20	MXZ 600 CARB	417300197	XS803
594	04	LEGEND GT 600 H.O.	414860700	138-4332U4	600	19-21	MXZ 600R E-TEC	417300551	XS821
594	04	LEGEND SPORT 600 H.O. SDI	417300197	XS803	600	16-19	MXZ BLIZZARD 600 H.O. E-TEC	417300383	XS821
594	09	MX Z RENEGADE X 600 H.O.	417300383	XS821	600	14-15	MXZ SPORT 600	417300197	XS803
594	09-18	MXZ 600 H.O. E-TECH	417300383	XS821	600	14-17	MXZ SPORT 600 ACE	417300127	144-4353U4
594	08	MXZ 600 RS	417300288	XS803	600	16-19	MXZ SPORT 600 CARB	417300197	XS803
594	04	RENEGADE 600 H.O.	417300197	XS803	600	14-19	MXZ TNT 600 H.O. E-TEC	417300383	XS821
594	04-09	RENEGADE X 600 H.O.	417300197	XS803	600	03	MXZ TRAIL 600 RER	414860700	138-4332U4
594	05	SUMMIT X 600 H.O.	417300197	XS803	600	14-20	MXZ X 600 H.O. E-TEC	417300383	XS821
597	00-01	FORMULA DELUXE 600	414860700	138-4332U4	600	13-17	MXZ X-RS 600 H.O. E-TEC	417300288	XS803
597	00-02	GRAND TOURING 600	414860700	138-4332U4	600	14-15	MXZ X-RS 600 H.O. E-TEC	417300383	XS821
597	09	GTX LE 600 H.O. E-TECH	417300383	XS821					
597	04-09	MX Z TRAIL 500 S.S.	417300197	140-4352U4					
597	99-00	MXZ 600	414860700	138-4332U4					
599	18-19	MXZ 600 RS race sled	417300534	XS821	600	19-20	RENEGADE 600 ACE	417300127	144-4353U4
599	18-21	MXZ X 600R ETEC	417300383	XS821	600	18-20	RENEGADE 600 CARB	417300197	XS803
599	19-21	MXZ X-RS 600R E-TEC	417300534	XS821	600	18	RENEGADE 600 H.O. E-TEC	417300383	XS821
600	19-21	BACKCOUNTRY 600R E-TEC	417300551	XS821	600	19-21	RENEGADE 600R E-TEC - ADRENALINE X	417300551	XS821
600	16-17	EXPEDITION 600 ACE	417300127	144-4353U4	600	19-21	RENEGADE 600R E-TEC - ENDURO	417300551	XS821
600	15-17	EXPEDITION 600 E-TEC	417300383	XS821	600	18	RENEGADE ADRENALINE 600 ACE	417300127	144-4353U4
600	09-10	EXPEDITION 600 H.O.	417300197	XS803	600	10-18	RENEGADE ADRENALINE 600 H.O.	417300383	XS821
600	11-20	EXPEDITION 600 H.O. E-TEC	417300383	XS821	600	10-18	RENEGADE BACK COUNTRY 600 H.O.	417300383	XS821
600	16-18	EXPEDITION EXTREME 800R E-TEC	417300383	XS821	600	16-18	RENEGADE ENDURO 600	417300383	XS821
600	11	EXPEDITION SPORT 600 ACE	414860700	138-4332U4	600	16-17	RENEGADE ENDURO 800R	417300383	XS821
600	12-21	EXPEDITION SPORT 600 ACE	417300127	144-4353U4	600	15-17	RENEGADE SPORT 600	417300197	XS803
600	94-00	FORMULA Z 583, 600	414860700	138-4332U4	600	11	RENEGADE SPORT 600 ACE	414860700	138-4332U4
600	97-02	GRAND TOURING 580	414860700	138-4332U4	600	12-19	RENEGADE SPORT 600 ACE	417300127	144-4353U4
600	18-21	GRAND TOURING 600 ACE	417300127	144-4353U4	600	19	RENEGADE SPORT 600 CARB	417300197	XS803
600	10-18	GRAND TOURING 600 H.O. E-TEC	417300383	XS821	600	18	RENEGADE X 600 ACE	417300127	144-4353U4
600	19-21	GRAND TOURING 600R E-TEC	417300551	XS821	600	10-17	RENEGADE X 600 H.O.	417300391	XS821
600	19	GRAND TOURING LIMITED 600R E-TEC	417300383	XS821	600	01-03	SKANDIC 600	414633800	138-4400U4
600	02-09	GRAND TOURING SPORT 600	414860700	138-4332U4	600	18	SKANDIC 600 ACE	417300127	144-4353U4
600	10-11	GRAND TOURING SPORT 600	417300197	XS803	600	18	SKANDIC 600 H.O. E-TEC	417300383	XS821
600	03	GRAND TOURING SPORT 600	414860700	138-4332U4	600	04-07	SKANDIC SUV 600	417300155	144-4410U4
600	12-19	GRAND TOURING SPORT 600 ACE	417300127	144-4353U4	600	12-17	SKANDIC SWT 600 ACE	417300127	144-4353U4
600	12-14	GRAND TOURING SPORT 600 XP	417300197	XS803	600	12-17	SKANDIC SWT 600 E-TEC	417300383	XS821
600	01	GRAND TOURING STANDARD	414860700	138-4332U4	600	19-20	SKANDIC SWT 600 H.O. E-TEC	417300383	XS821
600	09-15	GSX 600 H.O. E-TEC	417300383	XS821	600	08	SKANDIC TUNDRA 600 H.O.	417300383	XS821
600	05-10	GSX SPORT 600 H.O.	417300197	XS803	600	11	SKANDIC TUNDRA LT 600 ACE	414860700	138-4332U4
600	05-09	GTX LIMITED 600 H.O.	417300197	XS803	600	14	SKANDIC WT 600	417300155	144-4410U4
600	05-08	GTX SPORT 600 H.O.	417300197	XS803	600	04-07	SKANDIC WT 600	417300155	144-4410U4
600	02-03	LEGEND 600	414860700	138-4332U4	600	08-10	SKANDIC WT 600	414633800	138-4400U4
600	02	LEGEND GS 600	414860700	138-4332U4	600	95-98	SKANDIC WT 600	414633800	138-4400U4
600	02-04	LEGEND SPORT 600	414860700	138-4332U4	600	20-21	SKANDIC WT 600 ACE	417300383	XS821
600	01-02	MX Z ADRENALINE 600	414860700	138-4332U4	600	04-19	SKANDIC WT 600 ACE	417300127	144-4353U4
600	03-08	MX Z ADRENALINE 600 H.O.	417300197	XS803	600	11-20	SKANDIC WT 600 H.O. E-TEC	417300383	XS821
600	09-10	MX Z ADRENALINE 600 H.O.	417300383	XS821	600	16-17	SKANDIC WT LC	414633800	138-4400U4
600	07	MX Z BLIZZARD 600 H.O.	417300197	XS803	600	18-20	SUMMIT 600 CARB	417300197	XS803
600	03-08	MX Z RENEGADE 600 H.O.	417300197	XS803	600	19-21	SUMMIT 600R E-TEC	417300551	XS821
600	02	MX Z RENEGADE 600 RER	417300127	144-4353U4	600	04-17	SUMMIT ADRENALINE 600 H.O.	417300197	XS803
600	05-07	MX Z RENEGADE X 600 H.O.	417300197	XS803	600	07-09	SUMMIT EVEREST 600	417300197	XS803
600	03	MX Z REV SPORT 600 H.O.	417300197	XS803	600	16-17	SUMMIT EVEREST 600 H.O. E-TEC	417300377	XS821
600	02	MX Z SPORT 600	414860700	138-4332U4	600	01-19	SUMMIT SP 600 H.O. E-TEC	417300391	XS821
600	10-13	MX Z SPORT 600	417300197	XS803	600	10-17	SUMMIT SPORT 600	417300197	XS803
600	11	MX Z SPORT 600 ACE	417300383	XS821	600	19	SUMMIT SPORT 600 CARB	417300197	XS803
600	12-13	MX Z SPORT 600 ACE	417300127	144-4353U4	600	17	SUMMIT SPORT 600/600 RER	417300127	144-4353U4
600	01	MX Z STANDARD 600	414860700	138-4332U4	600	06-10	SUMMIT X 600 H.O.	417300383	XS821
					600	77	T'NT 600	570041400	MAX1034M3

TERMS & INDEX
NEW
HELMETS
HELMET ACCESSORIES
APPAREL
ACCESSORIES
TRACKS & SUSPENSION
STEERING
TRANS MISSION
PLOW & WINCH
WIND SHIELDS
BRAKES & CARB.
ENGINE PARTS
ELECTRICAL
TRAILER
CHEMICALS
TECH & TOOLS
P.O.P

ULTIMAX DRIVE BELTS BY TIMKEN

CODE = C

KEYWORD = 21



See Page 485 for Dimensions

	CC	Year	Model	OEM No.	Part No.	CC	Year	Model	OEM No.	Part No.
	Ski-Doo™					Ski-Doo™				
	600	18-21	TUNDRA 600 ACE	417300127	144-4353U4	800	99-01	GRAND TOURING 800	417300066	XS807
	600	18-20	TUNDRA 600 H.O. E-TEC	417300383	XS821	800	03	GRAND TOURING 800 RER	417300166	XS803
	600	12-13	TUNDRA SPORT 600 ACE	417300383	XS821	800	12-15	GSX 800R E-TEC	417300391	XS821
	600	14-17	TUNDRA SPORT 600 ACE	417300127	144-4353U4	800	05-07	GTX LIMITED 800 H.O.	417300166	XS803
	600	13-19	TUNDRA XTREME 600 H.O.	417300383	XS821	800	02	LEGEND 800	417300127	XS806
	635	71-78	T'NT 640	570041400	MAX1034M3	800	03-04	LEGEND 800	417300166	XS803
	635	71-72	VALMONT 640	570041400	MAX1034M3	800	07-09	LEGEND TOURING V-800	417300197	XS803
	640	70-74	NORDIK 640 E	570041400	MAX1034M3			4-TECH		
	669	99	FORMULA DELUXE 670	417300067	XS806	800	04-08	MX Z ADRENALINE 800 H.O.	417300166	XS803
	669	89-93	FORMULA MACH I	414741300	138-4400U4	800	02-03	MX Z ADRENALINE 800 RER	417300127	XS806
	669	93	FORMULA MACH II	414741300	138-4400U4	800	07	MX Z BLIZZARD 800 H.O.	417300166	XS803
	669	95-96	FORMULA SS	414918200	XS806	800	04-08	MX Z RENEGADE 800 H.O.	417300166	XS803
	669	98-99	FORMULA Z 670	417300067	XS806	800	02-03	MX Z RENEGADE 800 RER	417300127	XS806
	669	94	GRAND TOURING 670	414741300	138-4400U4	800	05-07	MX Z RENEGADE X 800 H.O.	417300166	XS803
	669	95-96	GRAND TOURING 670 SE	414918200	XS806	800	03	MX Z REV SPORT 800	417300166	XS803
	669	94	MACH I	414741300	138-4400U4	800	02	MX Z SPORT 800	417300127	XS806
	669	97-99	MX Z 670	415060300	XS806	800	11-12	MX Z TNT 800R E-TEC	417300391	XS821
	669	98-99	MZ 670	417300067	144-4353U4	800	02	MX Z TRAIL 800	417300127	XS806
	669	95-00	SUMMIT 670	415060300	XS806	800	01-02	MX Z X 800	417300127	XS806
	669	04-11	SUMMIT X 670	417300067	144-4353U4	800	04-08	MX Z X 800 H.O.	417300166	XS803
	669	68	T'NT 669	570041400	MAX1034M3	800	11-13	MX Z X 800R	417300383	XS821
	670	96	MXZ 670	414918200	XS806	800	17	MXZ 800R E-TEC	417300391	XS821
	693	03-04	SUMMIT ADRENALINE 700	417300127	XS806	800	16	MXZ BLIZZARD X 800R	417300391	XS821
	693	09-10	SUMMIT X 700 RER	417300127	XS806			E-TEC		
	697	04	LEGEND GT 700	417300127	XS806	800	14-16	MXZ TNT 800R E-TEC	417300391	XS821
	698	00-01	FORMULA DELUXE 700	417300067	XS806	800	14-16	MXZ X 800R E-TEC	417300391	XS821
	698	00	FORMULA Z 700	417300067	XS806	800	14-16	MXZ X-RS 800R E-TEC	417300391	XS821
	698	00	MXZ 700	417300067	XS806	800	18	RENEGADE 800R E-TEC	417300391	XS821
	698	03	SUMMIT 700	417300127	XS806	800	10-17	RENEGADE ADRENALINE	417300391	XS821
	699	99-00	FORMULA III 700	417300066	XS807			800R		
	699	99-00	GRAND TOURING 700	417300066	XS807	800	10-17	RENEGADE BACK COUNTRY	417300391	XS821
	699	99-00	MACH 1	417300066	XS807			800R		
	699	95-97	MACH I	415060300	XS806	800	16-17	RENEGADE ENDURO 1200	417300391	XS821
	699	99	MZX 700	417300067	XS806	800	11	RENEGADE SP 800R	417300391	XS821
	700	01-02	GRAND TOURING 700 GS	417300127	XS806	800	10-17	RENEGADE X 800R	417300391	XS821
	700	03	GRAND TOURING 700 RER	417300127	XS806	800	10	RENEGADE X	417300377	XS821
	700	02-03	GRAND TOURING SPORT 700	417300127	144-4353U4			BACKCOUNTRY 800R		
	700	03-04	LEGEND 700	417300127	144-4353U4					
	700	02	LEGEND GS 700	417300127	XS806	800	07-12	SKANDIC SWT V-800	605348425	144-4635U4
	700	02-04	LEGEND SPORT 700	417300127	XS806	800	03-11	SKANDIC TUNDRA V-800	417300197	XS803
	700	01-03	MX Z ADRENALINE 700	417300127	XS806	800	04-08	SUMMIT ADRENALINE	417300166	XS803
	700	02	MX Z RENEGADE 700 RER	417300127	144-4353U4			800 H.O.		
	700	02	MX Z SPORT 700	417300127	144-4353U4	800	03-04	SUMMIT BURTON 800R	417300391	XS821
	700	01	MX Z STANDARD 700	417300127	144-4353U4			E-TEC		
	700	01-02	MX Z TRAIL 700	417300127	144-4353U4	800	08-11	SUMMIT EVEREST 800R	417300377	XS821
	700	01-02	MX Z X 700	417300127	XS806	800	01	SUMMIT FREERIDE 800R	417300377	XS821
	700	05-07	SUMMIT HIGHMARK 700	417300127	XS806	800	02-07	SUMMIT HIGHMARK 800	417300127	XS806
	700	16	SUMMIT SPORT 700/700 RER	417300127	XS806			H.O.		
	700	14-16	SUMMIT STANDARD	417300127	XS806	800	06	SUMMIT HILLCLIMB 800R	417300377	XS821
	771	70-72	T'NT 775	570041400	MAX1034M3			PTEK		
	793	00-03	SUMMIT 800	417300127	XS806	800	01-17	SUMMIT SP 800R	417300391	XS821
	796	99-00	FORMULA III 800	417300066	XS807	800	12-15	SUMMIT SPORT 800R	417300377	XS821
	796	99-03	MACH Z	417300066	XS807			POWER T.E.K.		
	796	94-97	MACH Z	415060300	XS806	800	02-07	SUMMIT X 800R POWER	417300166	XS803
	796	00	MZX 800	417300067	XS806			T.E.K.		
	799	04-08	GSX LIMITED 800 H.O.	417300166	XS803	800	08-16	SUMMIT X 800R POWER	417300377	XS821
	799	04	LEGEND GT 800	417300166	XS803			T.E.K.		
	799	09-10	MX Z ADRENALINE 800 R	417300383	XS821	849	19-21	BACKCOUNTRY X 850 E-TEC	417300531	XS821
	799	09	MX Z RENEGADE 800R	417300383	XS821	849	19-21	BACKCOUNTRY X-RS 850	417300531	XS821
	799	09	MX Z RENEGADE X 800R	417300383	XS821			E-TEC		
	799	04	RENEGADE 800 H.O.	417300166	XS803					
	799	04-09	RENEGADE X 800 H.O.	417300166	XS803	849	20-21	EXPEDITION XTREME 850	417300571	XS821
	799	09	SKANDIC TUNDRA LT 800	417300197	XS803			E-TEC		
			4-TECH			849	17-20	MXZ 850 E-TEC	417300391	XS821
	799	03-10	SUMMIT HM X 800 H.O.	417300166	XS803	849	19	MXZ BLIZZARD 850 E-TEC	417300531	XS821
	800	07	ADVENTURE V-800	417300197	XS803	849	17-19	MXZ TNT 850R E-TEC	417300391	XS821
	800	04	EXPEDITION 4-TEC	605348425	144-4635U4	849	19-21	MXZ X 850 E-TEC	417300531	XS821
	800	16-18	EXPEDITION 800 H.O. E-TEC	417300391	XS821	849	17-19	MXZ X-RS 850R E-TEC	417300391	XS821
	800	07-08	EXPEDITION SPORT V-800	417300197	XS803	849	18-20	RENEGADE 850 E-TEC	417300531	XS821
	800	08-09	EXPEDITION TUV 800R	605348425	144-4635U4	849	17-21	RENEGADE ADRENALINE	417300391	XS821
			4-TECH					850 E-TEC		
	800	19	EXPEDITION XTREME 800R	417300531	XS821	849	19-21	RENEGADE ENDURO 850	417300531	XS821
			E-TEC					E-TEC		
	800	12-17	FREERIDE 800R E-TEC	417300391	XS821	849	17-21	RENEGADE X 850 E-TEC	417300391	XS821
	800	02	GRAND TOURING 800	417300127	XS806	849	15	SUMMIT X 800R E-TEC	417300391	XS821

ULTIMAX DRIVE BELTS BY TIMKEN

CODE = C

KEYWORD = 21



See Page 485 for Dimensions

CC	Year	Model	OEM No.	Part No.	CC	Year	Model	OEM No.	Part No.
Ski-Doo™					Yamaha™				
849	09	SUMMIT X-T3 800RE	417300391	XS821	246	74	GP246	820-17641-00-00	MAX1106M3
850	19-21	BACKCOUNTRY 850 E-TEC	417300531	XS821	246	73-75	SR643	820-17641-00-00	MAX1106M3
850	18-21	FREERIDE 850 E-TEC	417300531	XS821	250	82-10	BR250	820-17641-00-00	MAX1106M3
850	18	RENEGADE BACK COUNTRY X 850 E-TEC	417300531	XS821	250	82-10	BRAVO	820-17641-00-00	MAX1106M3
850	18-21	RENEGADE X-RS 850 E-TEC	417300531	XS821	250	77-81	ET250	820-17641-00-00	MAX1106M3
850	18-20	SUMMIT 850 E-TEC	417300531	XS821	292	72-74	GP292	820-17641-00-00	MAX1106M3
850	18-21	SUMMIT SP 850 E-TEC	417300531	XS821	292	71-73	SL292	820-17641-00-00	MAX1106M3
850	18-21	SUMMIT X 850 E-TEC	417300531	XS821	292	73-74	SM292	820-17641-00-00	MAX1106M3
900	15-20	EXPEDITION 900 ACE	417300383	XS821	292	75	SR292	820-17641-00-00	MAX1106M3
900	20-21	EXPEDITION 900 ACE TURBO	417300531	XS821	293	86-90	INVITER	8F2-17641-01-00	MAX1106M3
900	14-17	EXPEDITION SPORT 900 ACE	417300383	XS821	300	84	ENTICER 300	820-17641-00-00	MAX1106M3
900	18-21	EXPEDITION SPORT 900 ACE	417300383	XS821	300	79-81	ET300	820-17641-00-00	MAX1106M3
900	19-21	EXPEDITION SWT 900 ACE	417300383	XS821	300	76	GP300	820-17641-00-00	MAX1106M3
900	14-21	GRAND TOURING 900 ACE	417300383	XS821	300	76-77	GS300	820-17641-00-00	MAX1106M3
900	19-21	GRAND TOURING 900 ACE TURBO	417300383	XS821	338	73-74	GP338	820-17641-00-00	MAX1106M3
900	19	GRAND TOURING LIMITED 900 ACE	417300383	XS821	338	74	GPX338	820-17641-00-00	MAX1106M3
900	19	GRAND TOURING LIMITED 900 ACE TURBO	417300383	XS821	338	69-74	SL338	820-17641-00-00	MAX1106M3
900	19	GRAND TOURING LIMITED 900 ACE	417300383	XS821	338	69	SS338	820-17641-00-00	MAX1106M3
900	19	GRAND TOURING SPORT 900 ACE	417300383	XS821	340	00	CS340	820-17641-00-00	MAX1106M3
900	14-15	GSX 900 ACE XS	417300383	XS821	340	81-83	EC340	820-17641-00-00	MAX1106M3
900	16-18	MXZ 900 ACE	417300383	XS821	340	84-88	ENTICER 340	820-17641-00-00	MAX1106M3
900	16-17	MXZ BLIZZARD 900 ACE	417300383	XS821	340	77-87	ET340	820-17641-00-00	MAX1106M3
900	14-15	MXZ TNT 900 ACE XS	417300383	XS821	340	76-78	EX340	8F2-17641-01-00	MAX1106M3
900	19-20	RENEGADE 900 ACE	417300383	XS821	340	84-88	EXCEL III	820-17641-00-00	MAX1106M3
900	19-21	RENEGADE 900 ACE TURBO	417300531	XS821	340	76-77	GS340	820-17641-00-00	MAX1106M3
900	14-20	RENEGADE ADRENALINE 900 ACE	417300383	XS821	340	89-99	OVATION	820-17641-00-00	MAX1106M3
900	19-21	RENEGADE ADRENALINE 900 ACE TURBO	417300383	XS821	340	76	SRX340	8F2-17641-01-00	MAX1106M3
900	19-21	RENEGADE ADRENALINE 900 ACE	417300383	XS821	351	68	SL351	820-17641-00-00	MAX1106M3
900	19-21	RENEGADE ENDURI 900 ACE TURBO	417300531	XS821	396	71	GP396	820-17641-00-00	MAX1106M3
900	16-20	RENEGADE ENDURO 900 ACE	417300383	XS821	396	69	SL396	820-17641-00-00	MAX1106M3
900	18-19	RENEGADE X 900 ACE	417300383	XS821	396	69	SS396	820-17641-00-00	MAX1106M3
900	19-21	RENEGADE X-RS 900 ACE	417300383	XS821	396	70	SW396	820-17641-00-00	MAX1106M3
900	18	SKANDIC 900 ACE	417300383	XS821	408	96	ENTICER 410	8F2-17641-00-00	MAX1106M3
900	15-21	SKANDIC SWT 900 ACE	417300383	XS821	408	92-96	ENTICER II LT	89X-17641-01-00	MAX1106M3
900	12-21	SKANDIC WT 900 ACE	417300383	XS821	408	89-91	ENTICER LTR	8F2-17641-01-00	MAX1106M3
989	03	GRAND TOURING SPORT V-1000	417300197	XS803	410	00-01	ET410	89X-17641-01-00	MAX1106M3
1000	05-06	EXPEDITION TUV V-1000	605348425	144-4635U4	433	73	EL433	820-17641-00-00	MAX1106M3
1000	04-05	LEGEND GT V-1000	417300197	XS803	433	72-73	EW433	820-17641-00-00	MAX1106M3
1000	03-05	LEGEND SPORT V-1000	417300197	XS803	433	72-74	GP433	820-17641-00-00	MAX1106M3
1000	04-05	LEGEND V-1000	417300197	XS803	433	74	GPX433	820-17641-00-00	MAX1106M3
1000	05-07	MACH Z ADRENALINE	417300189	XS804	433	72-74	SL433	820-17641-00-00	MAX1106M3
1000	06-07	MACH Z X	417300189	XS804	433	72-73	SR433	820-17641-00-00	MAX1106M3
1000	06-07	MX Z RENEGADE 1000	417300189	XS804	433	71	SS433	820-17641-00-00	MAX1106M3
1000	07	MX Z RENEGADE X 1000	417300189	XS804	433	71-73	SW433	820-17641-00-00	MAX1106M3
1000	01-11	SUMMIT HIGHMARK 1000 H.O.	417300189	XS804	440	76-82	EX440	8F2-17641-01-00	MAX1106M3
1000	01	SUMMIT X 1000 SDI	417300189	XS804	440	76-77	GP440	8F2-17641-01-00	MAX1106M3
1170	09	GTX LE 1200 4-TECH	417300197	XS803	440	76-80	SRX440	8F2-17641-01-00	MAX1106M3
1170	09	MX Z RENEGADE 1200	417300383	XS821	440	80-85	SS440	8F2-17641-01-00	MAX1106M3
1170	09	MX Z RENEGADE X 1200	417300383	XS821	440	76	SX440	820-17641-00-00	MAX1106M3
1200	10-19	EXPEDITION 1200 4-TEC	417300383	XS821	480	84-89	PHAZER	8F2-17641-01-00	MAX1106M3
1200	10-17	GRAND TOURING 1200 4-TEC	417300383	XS821	480	90-91	PHAZER II	8F2-17641-01-00	MAX1106M3
1200	09-15	GSX 1200 4-TEC	417300383	XS821	480	86	PZ480	8F2-17641-01-00	MAX1106M3
1200	09-13	MX Z TNT 1200 4-TECH	417300383	XS821	485	94-98	PHAZER	89L-17641-01-00	MAX1118M3
1200	17-18	MXZ 1200 4-TEC	417300383	XS821	485	99-01	PHAZER 500	89L-17641-01-00	MAX1118M3
1200	12	MXZ 1200 XR	417300383	XS821	485	92-96	PHAZER II	89L-17641-01-00	MAX1118M3
1200	10	MXZ ADRENALINE 1200 4-TEC	417300383	XS821	485	97-01	PHAZER MOUNTAIN LITE	89L-17641-01-00	MAX1118M3
1200	16-17	MXZ BLIZZARD 1200 4-TEC	417300383	XS821	485	92-93	VENTURE GT	89L-17641-01-00	MAX1118M3
1200	14-17	MXZ TNT 1200 4-TEC	417300383	XS821	485	91-00	VENTURE TR	89L-17641-01-00	MAX1118M3
1200	14-17	MXZ X 1200 4-TEC	417300383	XS821	494	00-01	SX 500	8CJ-17641-00-00	138-4416U4
1200	10-18	RENEGADE ADRENALINE 1200 4-TEC	417300383	XS821	494	99-01	VENTURE 500	8CH-17641-00-00	138-4416U4
1200	10-18	RENEGADE X 1200 4-TEC	417300383	XS821	494	97-98	VENTURE 500	89L-17641-01-00	MAX1118M3
					494	94-99	VMAX 500	89L-17641-01-00	MAX1118M3
					494	00-01	VMAX 500 DELUXE	8CJ-17641-00-00	138-4416U4
					499	07-18	PHAZER	8GK-17641-10-00	138-4416U4
					499	07	PHAZER MOUNTAIN LITE	8GS-17641-00-00	138-4416U4
					499	08-18	PHAZER M-TX	8GK-17641-10-00	138-4416U4
					499	07	VENTURE LITE	8DN-17641-00-00	138-4432U4
					499	08-13	VENTURE LITE	8GK-17641-10-00	138-4416U4
					499	09-18	VENTURE MP (MULTI PURPOSE)	8GK-17641-10-00	138-4416U4
					500	06	VENTURE XL	89L-17641-01-00	MAX1118M3
					500	01	VT500XLF	89L-17641-01-00	MAX1118M3
					535	08-11	VK 540	8GK-17641-10-00	138-4416U4
					540	17-21	VK 540	8DN-17641-01-00	138-4432U4
					540	93-98	VK 540 II	89L-17641-01-00	138-4432U4
					540	99-05	VK 540 III	89L-17641-01-00	138-4432U4

TERMS & INDEX

NEW

HELMETS

HELMET ACCESSORIES

APPAREL

ACCESSORIES

TRACKS & SUSPENSION

STEERING

TRANS MISSION

PLOW & WINCH

WIND SHIELDS

BRAKES & CARB.

ENGINE PARTS

ELECTRICAL

TRAILER

CHEMICALS

TECH & TOOLS

P.O.P

See Page 485 for Dimensions



CC	Year	Model	OEM No.	Part No.	CC	Year	Model	OEM No.	Part No.
Yamaha™					Yamaha™				
569	93	EX570	89L-17641-01-00	138-4432U4	973	06-07	NYTRO	8DN-17641-00-00	XS805
569	91-93	EXCITER II	87X-17641-00	138-4416U4	973	10	RE VIKING PROFESSIONAL	8GS-17641-00-00	138-4416U4
593	04-06	SXVENOM	8DN-17641-00-00	138-4432U4	973	05-07	RS RAGE	8DN-17641-00-00	XS805
593	03	V MAX 600	8DN-17641-00-00	138-4432U4	973	07-16	RS VIKING PROFESSIONAL	8GS-17641-00-00	138-4416U4
593	97-06	VENTURE 600	8DN-17641-00-00	138-4432U4	973	07-17	VIKING PROFESSIONAL	8GS-17641-00-00	138-4416U4
596	98-00	SRX 600	8DN-17641-00-00	138-4432U4	973	06	VK PROFESSIONAL	8DN-17641-00-00	XS805
598	94-02	VMAX 600	89L-17641-01-00	138-4432U4	973	07-17	VK PROFESSIONAL	8GS-17641-00-00	138-4416U4
600	96-02	MOUNTAIN MAX 600	8DN-17641-00-00	138-4432U4	998	06-18	APEX	8DN-17641-01-00	XS805
600	00-03	SX 600	8DN-17641-00-00	138-4432U4	998	06-07	ATTAK	8DN-17641-00-00	XS805
643	72-73	GP643	820-17641-00-00	MAX1106M3	998	04-06	RX WARRIOR	8DN-17641-00-00	XS805
696	98-01	SRX 700	8DN-17641-00-00	XS805	998	03-06	RX-1	8DN-17641-00-00	XS805
696	02-06	SXVIPER	8DN-17641-00-00	XS805	998	17-21	SIDEWINDER	8JP-17641-00-00	XS825
696	98-04	VENTURE 700	8DN-17641-00-00	XS805	1049	08-14	FX NYTRO	8DN-17641-01-00	XS805
698	97-04	MOUNTAIN MAX 700	8DN-17641-00-00	XS805	1049	05-18	RS VECTOR	8DN-17641-01-00	XS805
698	00-01	SX 700	8DN-17641-00-00	XS805	1049	05-21	RS VENTURE	8DN-17641-01-00	XS805
698	98-02	VMAX 700	8DN-17641-00-00	XS805	1049	14-21	SR VIPER	8JP-17641-00-00	XS825
698	97	VMAX 700 SX	8CH-17641-00-00	138-4416U4	1049	12	VECTOR	8DN-17641-01-00	XS805
700	02	SRX	8DN-17641-00-00	XS805	1049	16-21	VK PROFESSIONAL II	8GS-17641-00-00	138-4416U4



TERMS & INDEX

NEW

HELMETS

HELMET ACCESSORIES

APPAREL

ACCESSORIES

TRACKS & SUSPENSION

STEERING

TRANS MISSION

PLOW & WINCH

WIND SHIELDS

BRAKES & CARB.

ENGINE PARTS

ELECTRICAL

TRAILER

CHEMICALS

TECH & TOOLS

P.O.P

OIL SEALS

ARCTIC CAT™ / YAMAHA™



Part No.	Code	Keyword
263-1001	B	16B

OEM# 93102-35318-00
93102-35473-00
2602-204



ID (MM)	OD (MM)	H (MM)	LOCATION
35	47	7	Upper & Lower

Model	Year
Arctic Cat™	
600 SNO PRO/CC	2013
BEARCAT 3000	2017
F 1100 (ALL)	2012-13
F 1100 Turbo (ALL)	2012-13
F800 EFI (ALL)	2012
M 6000	2014-18
M 7000	2015-16
M 8000 (ALL)	2015-21
M 8000 EFI (ALL) 14	2014
M 9000 (ALL)	2014
M 9000 HCR/SNO PRO	2015
M1100	2012-13
M1100 Turbo (ALL)	2012-13
M800 EFI (ALL)	2012-13
PANTERA 7000	2015-17
RIOT 6000	2020
RIOT 8000	2020-21
RIOT X 8000	2020-21
XF 6000 (ALL)	2015-17
XF 7000 (ALL)	2015-17
XF 7000 Cross Trek/Tour	2016
XF 8000 (ALL)	2014-18
XF 9000 (ALL)	2014-15

Model	Year
Arctic Cat™	
XF1100 LXR	2012-13
XF1100 SNO PRO	2012-13
XF1100 Turbo LXR	2012-13
XF1100 Turbo SNO PRO	2012-13
XF1100 Turbo SNO PRO HC	2012
XF1100 Turbo SNO PRO LTD	2012-13
XF800 EFI LXR/SNO PRO/HC	2012-13
ZR 4000 (ALL)	2015-16
ZR 5000 LXR	2014-15
ZR 6000 (ALL)	2015-18
ZR 6000 Carb	2014-16
ZR 6000 EFI	2014
ZR 7000	2015
ZR 7000 SNO PRO	2015
ZR 8000	2014-18
ZR 9000	2014-16
Yamaha™	
APEX ALL	2006-18
ATTAK	2006-07
ATTAK GT	2007
FX NYTRO ALL	2008-14
MOUNTAIN MAX 600/700	1998-03
NYTRO	2006-07

Model	Year
Yamaha™	
NYTRO ER	2006-07
PHAZER 500	1999-01
RAGE	2006-07
RS VECTOR ALL	2008-18
RS VENTURE	2010-18
RS VENTURE	2020-21
RX-1 ALL	2003
SRX 600	1998-99
SRX 700	1998-02
SX 500/700	2001
SX 600	2001-03
SX VENOM ALL	2004-06
SX VIPER 700	2002-04
SX VIPER MOUNTAIN	2003-06
SX500/600/700	2000
VECTOR ALL	2006-07
VECTOR/LTX	2012
VENTURE 500	1998-01
VENTURE 600	1998-06
VENTURE 700	1999-04
V-MAX 500	1999-01
V-MAX 600	1998-03
V-MAX 700	1998-02

SKI-DOO™

Part No.	Code	Keyword
262-1000	B	16B

OEM# 581-1017-00
570-0301-00
570-0405-00



ID (MM)	OD (MM)	H (MM)	WITH SPRING
23	52.7/54.2	9	

Model	Year	Location
Moto-Ski™		
***ALL MODELS	1975-85	BOTTOM
***ALL MODELS	1975-83	FRONT AXLE
***ALL MODELS	1980-83	UPPER
***ALL MODELS	1981-85	FRONT AXLE
***ALL MODELS	1975-83	REAR AXLE

Model	Year	Location
Ski-Doo™		
***ALL MODELS	1980-86	UPPER
***ALL MODELS	1960-88	REAR AXLE
***ALL MODELS	1981-88	FRONT AXLE
***ALL MODELS	1963-89	BOTTOM
ALPINE 503	1987	FRONT AXLE
AR, BR, RD AND OTHERS	1964	REAR AXLE

Model	Year	Location
Ski-Doo™		
BLIZZARD	1981	BOTTOM
BLIZZARD 9500 PLUS	1981	BOTTOM
EVEREST 500, 500E, L.C.	1981	BOTTOM
R-6, R-8, RD-8	1963	REAR AXLE
SKANDIC 377-R	1984-87	UPPER
TNT F/A	1973-75	UPPER

SKI-DOO™

Part No.	Code	Keyword
262-1002	B	16B

OEM# 581-1017-00



ID (MM)	OD (MM)	H (MM)	LOCATION
30	63.2	11.5	Upper

Model	Year
Ski-Doo™	
FORMULA MACH 1,	1989-01
GRAND TOURING 700, SE	1989-01
MACH Z	2002-03

Model	Year
Ski-Doo™	
MX	1989-01
SUMMIT	1989-01

TERMS & INDEX
NEW
HELMETS
HELMET ACCESSORIES
APPAREL
ACCESSORIES
TRACKS & SUSPENSION
STEERING
TRANS MISSION
PLOW & WINCH
WIND SHIELDS
BRAKES & CARB.
ENGINE PARTS
ELECTRICAL
TRAILER
CHEMICALS
TECH & TOOLS
P.O.P

OIL SEALS

SKI-DOO™

Part No.	Code	Keyword
262-1003	B	16B

OEM# 414-5312-00



ID (MM)	OD (MM)	H (MM)	LOCATION
27	52	8	Upper

Model	Year
Ski-Doo™	
FORMULA 670 H.O.	1999
FORMULA 670 MXZ 500	1999
FORMULA MACH L	1989-98
FORMULA Z 583	1999
GRAND TOURING	1989-98
MX	1989-98
SUMMIT 670X	1999
SUMMIT	1989-98
TOURING	1989-98

SKI-DOO™

Part No.	Code	Keyword
262-1010	B	16B

OEM# 406-3004-00



ID (MM)	OD (MM)	H (MM)	LOCATION
25	45.3	8.4	—

Model	Year
Moto-Ski™	
SPIRIT 250	1976-83
Ski-Doo™	
ELAN 250 (ALL OPTIONS)	1972-96
NORDIC 440/E, 440S/ES	1972
OLYMPIQUE (ALL OPTIONS)	1972-74
SKANDIC	1972-73

SKI-DOO™

Part No.	Code	Keyword
262-1011	B	16B

OEM# 504-1525-71



ID (MM)	OD (MM)	H (MM)	LOCATION
54	65	8	Top

Model	Year
Ski-Doo™	
EXPEDITION SPORT 550F XP-FAN	2011-17
EXPEDITION SPORT 600 ACE	2011-15
EXPEDITION 900 ACE	2014-15
FREERIDE 137/154 800R E-TEC REV-XP	2012-17
GRAND TOURING LE 600HO E-TEC REV-XR	2010-15
GRAND TOURING LE/SE 1200	2010-15
GRAND TOURING SPORT 550F	2010-16
GRAND TOURING SPORT 600	2010-14
GRAND TOURING SPORT 600 ACE	2011-16
GRAND TOURING 900 ACE	2014-16
GSX LE/SE 1200 REV-XR	2009-15
GSX LE 600HO ETEC	2009-15
GSX LTD 600HO SDI	2008
GSX LTD 800R	2008
GSX LTD TOURING 600HO SDI	2008
GSX LE/SE 600 HO ETEC	2012-15
GSX 900 ACE	2014-15
GSX SE 800 HO ETEC	2012-15
GSX SPORT 500SS	2008-09
GSX SPORT 550F	2010
GSX SPORT 600	2010
GTX LE 600HO E-TEC REV-XR	2009/2017
GTX LE/SE 1200 REV-XR	2009
GTX SPORT 500SS REV-XP	2009
MXZ 50TH 600HO E-TEC REV-XP	2009
MXZ ADRENALINE 1200	2010
MXZ ADRENALINE 600HO	2008-10
MXZ ADRENALINE 800R	2008-10
MXZ RENEGADE 1200 REV-XR	2009
MXZ RENEGADE 600HO E-TEC REV-XP	2009
MXZ RENEGADE 600HO SDI	2008
MXZ RENEGADE 800R	2008
MXZ RENEGADE X 1200 4-TEC	2009
MXZ RENEGADE X 600HO E-TEC REV-XP	2009
MXZ RENEGADE X 600HO SDI	2008
MXZ RENEGADE X 800R PTEK	2008-09
MXZ SPORT 550F REV-XP	2011-14
MXZ SPORT 600	2010-17

Model	Year
Ski-Doo™	
MXZ SPORT 600 ACE	2011-17
MXZ TNT 1200 4-TEC	2009-15
MXZ TNT 500F REV-XP	2012
MXZ TNT 500SS	2008-09
MXZ TNT 550F	2010
MXZ TNT 550F XP-FAN	2011
MXZ TNT 600	2010-11
MXZ TNT 600 ACE	2011-12
MXZ TNT 600 REV-XP	2012
MXZ TNT 600HO ETEC	2009-17
MXZ TNT 800R ETEC	2011-17
MXZ TNT 900 ACE	2015
MXZ TNT 800R PTEK	2011
MXZ TRAIL 500SS	2008-09
MXZ X 1200	2009-15
MXZ X 600HO SDI	2008
MXZ X 600HO ETEC	2009-17
MXZ TNT 800R PTEK	2011
MXZ TRAIL 500SS	2008-09
MXZ X 1200	2009-15
MXZ X 600HO SDI	2008
MXZ X 600HO ETEC	2009-17
MXZ X 800R ETEC	2011-17
MXZ X 800R PTEK	2009-10
MXZ X 800R SDI	2008
MXZ X RS 600 HO E-TEC REV-XP	2008-12
MXZ X TNT 1200 XR	2011
MXZ X-RS 600HO ETEC	2010-17
MXZ X-RS 800R ETEC	2011-17
MXZ X-RS 800R PTEK	2010
RENEGADE ADRENALINE 1200	2010-15
RENEGADE ADRENALINE 600 HO ETEC	2010-17
RENEGADE ADRENALINE 800R ETEC	2011-17
RENEGADE ADRENALINE 800R PTEK	2010-11
RENEGADE ADRENALINE 900 ACE	2014-15
RENEGADE BACKCOUNTRY/X 600HO	2010-17
RENEGADE BACKCOUNTRY/X 800HO	2010-17
RENEGADE SP 800R PTEK	2011
RENEGADE SPORT 550F	2010-14

Model	Year
Ski-Doo™	
RENEGADE SPORT 600/SPORT 600 ACE	2010-17
RENEGADE X 1200	2010-15
RENEGADE X 600 HO ETEC	2010-17
RENEGADE XRS 800 ETEC	2015
RENEGADE X 800R ETEC	2011-17
SKANDIC TUNDRA	2010
SUMMIT EVEREST 600HO ETC	2009-11
SUMMIT EVEREST 800R PTEK	2008-11
SUMMIT FREERIDE 800R E-TEC	2011
SUMMIT HILLCLIMB	2009-10
SUMMIT SP 600HO E-TEC REV-XP	2012-13
SUMMIT SP/SPORT 800R PTEK	2011-15
SUMMIT SPORT 600	2010-17
SUMMIT SP/SPORT 800R ETEC	2012-17
SUMMIT X 600HO E-TEC	2008-17
SUMMIT X 800R PTEK	2008-10
SUMMIT X 800R ETEC	2011-17
TUNDRA LT/WT 550F	2011-15
TUNDRA LT 600 ACE	2011-15
TUNDRA SPORT 550F REV-XP	2011-17
TUNDRA SPORT 600 ACE REV-XP	2012-17
TUNDRA STD 550F REV-XP	2011-12
TUNDRA XTREME 600HO E-TEC REV-XP	2011-17



OIL SEALS



SKI-DOO™

Part No.	Code	Keyword
262-1012	B	16B

OEM# 293-2001-68 / 293-2501-75



ID (MM)	OD (MM)	H (MM)	LOCATION
28	48	8	Top

Model	Year
Ski-Doo™	
BACKCOUNTRY 600 EFI SPORT	2021
BACKCOUNTRY 600R E-TEC	2019-21
BACKCOUNTRY 850 E-TEC (ALL)	2019-21
EXPEDITION 600R E-TEC (ALL)	2019-21
EXPEDITION 900 ACE (ALL)	2019-21
EXPEDITION LE/SE 900 ACE TURBO	2020-21
EXPEDITION SPORT 550F	2011-20
EXPEDITION SPORT 550F REV-XP	2011-18
EXPEDITION SPORT 600 ACE	2011-18
EXPEDITION SPORT 600 EFI	2021
EXPEDITION SPORT 900 ACE	2015-18
EXPEDITION XTREME 850 E-TEC	2020-21
FREERIDE 850 E-TEC	2019-21
GRAND TOURING 600 ACE	2019-21
GRAND TOURING 600R E-TEC	2019-21
GRAND TOURING 900 ACE	2015-21
GRAND TOURING 900 ACE TURBO	2019-21
GRAND TOURING SPORT 550F	2010-16
GRAND TOURING SPORT 600 ACE	2011-18
GRAND TOURING SPORT 900 ACE	2015-17
GSX LE 900ACE	2015
GSX SPORT 550F	2010
MXZ 600 CARB	2019-20

Model	Year
Ski-Doo™	
MXZ 600RS	2008-21
MXZ X 600RS	2009-18
MXZ 600 EFI	2021
MXZ 600 RACING	2019
MXZ 600R E-TEC	2019-21
MXZ 850 E-TEC	2019-21
MXZ SPORT 550F REV-XP	2011-14
MXZ SPORT 600/SPORT 600 ACE	2015
MXZ TNT 550F XP-FAN	2011-12
MXZ TNT 600 ACE	2011-12
MXZ TNT 900 ACE	2011-16
RENEGADE 600 ACE	2019-21
RENEGADE 600 CARB	2019-20
RENEGADE 600 EFI SPORT	2021
RENEGADE 600R E-TEC ADRENALINE X	2019-21
RENEGADE 600R E-TEC ENDURO	2019-21
RENEGADE 850 E-TEC (ALL)	2019-21
RENEGADE 900 ACE	2019-21
RENEGADE 900 ACE TURBO	2019-21
RENEGADE SPORT 550F	2010-14
RENEGADE SPORT 600/600 ACE	2011-18
RENEGADE SPORT 900 ACE	2011-18
SKANDIC SPORT 600 EFI	2021

Model	Year
Ski-Doo™	
SKANDIC SWT 600R E-TEC	2021
SKANDIC SWT 900 ACE	2021
SKANDIC TUNDRA	2010
SKANDIC WT 600 ACE	2021
SKANDIC WT 600 EFI	2021
SKANDIC WT 600R E-TEC	2021
SKANDIC WT 900 ACE	2021
SUMMIT 600 CARB	2019-20
SUMMIT 600R E-TEC	2019-21
SUMMIT 850 E-TEC (ALL)	2019-21
SUMMIT SPORT 600	2015-18
TUNDRA EFI SPORT / LT	2021
TUNDRA 550F	2019-20
TUNDRA 600 ACE	2019-21
TUNDRA LT 600 ACE	2011-14
TUNDRA LT/STD/SPORT 550F	2011-18
TUNDRA SPORT 600 ACE	2012-18
TUNDRA WT 550F	2019
TUNDRA XTREME 600 HO E-TEC	2012

SKI-DOO™

Part No.	Code	Keyword
262-1020	B	16B

OEM# 406-3006-00



ID (MM)	OD (MM)	H (MM)	LOCATION
41.3	52	8.3	Outside Case

Model	Year
Moto-Ski™	
***ALL MODELS	1975-85
Ski-Doo™	
***ALL MODELS	1972-91
SAFARI GLX, LCE, L, LE	1992-94
SAFARI SCOUT	1992-94
SKANDIC	1992-94
TUNDRA LT	1995-00

SKI-DOO™

Part No.	Code	Keyword
262-1030	B	16B

OEM# 406-3001-00



ID (MM)	OD (MM)	H (MM)	LOCATION
25	47.7	8	—

Model	Year
Ski-Doo™	
***ALL MODELS	1960-71



OIL SEALS



SKI-DOO™

Part No.	Code	Keyword
262-1050	B	16B

OEM# 504-1519-27

ID (MM)	OD (MM)	H (MM)	LOCATION
24.5	48.15	7.7	Top



Model	Year
Ski-Doo™	
ADVENTURE V-800	2008
EXPEDITION 550F	2005-06
EXPEDITION SPORT 550F	2007-08
EXPEDITION SPORT V-800	2007-08
FORMULA DELUXE 500	2001
FREESTYLE 300 F	2006
FREESTYLE BACK COUNTRY 550 F	2007-09
FREESTYLE PARK 550 F	2007-08
FREESTYLE SESSION 300 F	2007-08
FREESTYLE SESSION 550 F	2007
GRAND TOURING 380 F/500 F	2002-03
GRAND TOURING 500	2001-03
GSX 380 F	2005-06
GSX 550 F	2005-09

Model	Year
Ski-Doo™	
GTX 380 F	2005-06
GTX 550 F	2005-09
LEGEND 380 F	2002-04
LEGEND 500	2002-03
LEGEND 500 F	2002-03
LEGEND 550F	2004
LEGEND TOURING V-800	2007-09
LEGEND TRAIL V-800	2007
MXZ 380F	2002-06
MXZ 500	2000-03
MXZ 500	2001-03
MXZ 500 F	2002
MXZ 500 SB	2000
MXZ 550F	2003-08


Model	Year
Ski-Doo™	
MXZ 600	2001
SKANDIC 500 F	2003
SKANDIC 550 F	2004
SKANDIC TUNDRA 300 F	2007-08
SKANDIC TUNDRA LT 550 F	2008-09
SKANDIC TUNDRA LT V-800	2008-09
SKANDIC TUNDRA V-800	2007
SUMMIT 500 F	2002
SUMMIT 550 F	2003-09
TUNDRA 300 F	2006

SKI-DOO™

Part No.	Code	Keyword
262-1060	B	16B

OEM# 504-1519-18

ID (MM)	OD (MM)	H (MM)	LOCATION
26.25	63.8	11.65	Bottom



Model	Year
Ski-Doo™	
ADVENTURE V800	2008
EXPEDITION 550F	2005-06
EXPEDITION SPORT 550F	2007-08
EXPEDITION SPORT V-800	2007-08
FORMULA DELUXE 500/600/700	2000-01
FORMULA Z 600	2000
FORMULA Z 700	2000
FREESTYLE 300F	2006
FREESTYLE BACK COUNTRY 550 F	2007-09
FREESTYLE PARK 550F	2007-08
FREESTYLE SESSION 300 F	2007-08
FREESTYLE SESSION 550 F	2007
GRAND TOURING 380 F/500 F	2002-03
GRAND TOURING 500	2001-03
GRAND TOURING 600	2000-03
GRAND TOURING 700	2001-03
GRAND TOURING 800	2002
GRAND TOURING SE 800 SDI	2003
GRAND TOURING V-1000	2003
GSX 380F	2005-06
GSX 500 SS	2004-06
GSX 500 SS SPORT	2007
GSX 550F	2005-09
GSX 600 HO	2004-05
GSX 600 HO SDI	2004-06
GSX 600 HO SDI SPORT	2007
GSX 800 HO	2004-06
GSX 600 HO SDI LTD	2007
GSX 800 HO PTEK LTD	2007
GTX 380 F	2005-06
GTX 500 SS/SS SPORT	2005-06
GTX 550 F	2005-09
GTX 600 HO SDI	2005-08
GTX 800 HO ALL	2005-08
LEGEND 380 F	2002-04
LEGEND 500 F	2002-03
LEGEND 500 SS	2004

Model	Year
Ski-Doo™	
LEGEND 500/600	2002-03
LEGEND 550 F	2004
LEGEND 600 HO SDI	2004
LEGEND 700/800	2002-04
LEGEND TOURING V-800	2007-09
LEGEND TRAIL V-800	2007
LEGEND V-1000	2003-05
MACH Z 1000 SDI ALL	2005-06
MACH Z ADRENALINE	2007
MACH Z X	2007
MXZ 380 F	2002-06
MXZ 440/X RACING	2006-07
MXZ 500	2000-03
MXZ 500 F	2002
MXZ 500 SB	2000
MXZ 500 SS TRAIL/ADRENALINE	2004-07
MXZ 550 F	2002-08
MXZ 550 X	2006-08
MXZ 600	2001-03
MXZ 600 & SB	2000
MXZ 600 HO	2003
MXZ 600 HO ADRENALINE	2006-07
MXZ 600 HO RENEGADE/X	2004-05
MXZ 600 HO SDI/ADRENALINE & X	2004-07
MXZ 600 HO SDI BLIZZARD	2007
MXZ 600 HO SDI RENEGADE & X	2005-07
MXZ 600 HO TRAIL	2004-06
MXZ 700/800	2000-03
MXZ 800 HO ADRENALINE & X	2004-06
MXZ 800 HO PTEK ADRENALINE	2007
MXZ 800 HO PTEK BLIZZARD	2007
MXZ 800 HO PTEK RENEGADE & X	2007
MXZ 800 HO RENEGADE & RENEGADE X	2004-06
MXZ 800 REV	2002
MXZ 1000 SDI RENEGADE	2006-07
MXZ BLAIR MORGAN SPECIAL ED.	2003
MXZ REV 600 HO/800/007 SPECIAL ED.	2003

Model	Year
Ski-Doo™	
MXZ X 440	2000-05
MXZ 550X	2009
MXZ X 600 HO SDI	2007
MXZ X 800 HO PTEK	2007
MXZ XRS 600 HO SDI	2007
MXZ XRS 800 HO PTEK	2007
SKANDIC 500F	2003
SKANDIC TUNDRA 300F	2007-08
SKANDIC TUNDRA LT 550F	2008
SKANDIC TUNDRA LT V-800	2007-09
SUMMIT 500 F	2002
SUMMIT 550 F	2003-09
SUMMIT 600	2000-02
SUMMIT 600 HO	2003-05
SUMMIT 600 HO SDI, ADRENALINE	2006-08
SUMMIT 600 SB	2000
SUMMIT 700	2000-03
SUMMIT 800	2001-02
SUMMIT 800 H.M.	2000
SUMMIT 800 HO	2003-06
SUMMIT 800R ADRENALINE	2007
SUMMIT 1000 SDI HIGHMARK & X	2005-07
SUMMIT H.M.	2000
SUMMIT X	2007
SUMMIT X 800 HO	2003
SUMMIT XRS	2007
TUNDRA 300 F	2006

OIL SEALS



SKI-DOO™

Part No.	Code	Keyword
262-1070	B	16B

OEM# 415-0493-00 / 293-2001-58



ID (MM)	OD (MM)	H (MM)	LOCATION
33.2	48.15	8.1	Top

Model	Year
Ski-Doo™	
EXPEDITION SPORT 550F XP	2013-14
FORMULA DELUXE 500/600/700	2000-01
FORMULA III 600/700/800	1998-99
FORMULA Z 600/700	2000
FREERIDE 137 & 146 & 154 800R E-TEC	2012-17
GRAND TOURING 500/600/700	1998-03
GRAND TOURING 800 SE	2001-03
GRAND TOURING LE & SE 1200 XR	2010-18
GRAND TOURING LE 600HO E-TEC XR	2010-15
GRAND TOURING SPORT 550F XP	2013-14
GRAND TOURING SPORT 600 XP	2010-14
GRAND TOURING SPORT 600ACE LFF	2012
GRAND TOURING V-1000	2003
GSX 500SS	2004-06
GSX 600/800 HO	2004-06
GSX LE & SE 1200 XR	2009-15
GSX LE 600HO SDI/E-TEC	2007-15
GSX LTD 800 HO/800R PTEK	2007-08
GSX LTD TOURING 600 HO SDI	2008
GSX SE 600HO E-TEC	2012-15
GSX SE 800RE XR	2012-15
GSX SPORT 500SS	2007-09
GSX SPORT 600	2010
GSX SPORT 600 ACE	2016
GTX 500SS SPORT	2005-06
GTX 600 HO/SDI/LTD	2005-06
GTX LE 1200 4-TEC	2009-18
GTX LTD 600 HO SDI	2007-08
GTX LE 600 HO E-TEC	2009-18
GTX LTD 800 HO PTEK	2007
GTX SE 1200 4-TEC	2009-17
GTX SPORT 500SS	2007-09
GTX SPORT 600 HO SDI 600 HO SDI	2007-08
GTX 900 ACE	2016-19
LEGEND 600/700/800	2002-04
LEGEND V-1000	2003-05
MACH 1	1998-00
MACH Z ALL	1998-03
MXZ 440 RACING	2006
MXZ 440X RACING	2007
MXZ 500/600/700/800	2000-03
MXZ 500SS TRAIL & ADRENALINE	2003-06
MXZ 50TH ANNIVERSARY	2009
MXZ 550X	2006-09
MXZ 600	1999-00

Model	Year
Ski-Doo™	
MXZ 600 HO SDI/ADRENALINE & X	2004-06
MXZ 600 HO RENEGADE/RENEGADE X	2004-05
MXZ 600 HO SDI RENEGADE & RENEGADE X	2005-06
MXZ 600 HO TRAIL & ADRENALINE & X	2004-06
MXZ 600 SB	2000
MXZ 700	1999-00
MXZ 800	2000-02
MXZ 800 HO ADRENALINE/X	2004-06
MXZ 800 HO RENEGADE/X	2004-06
MXZ ADRENALINE 1200 TNT, ADR	2010-18
MXZ ADRENALINE 500SS 500 SS	2007
MXZ ADRENALINE 600 HO/SDI/E-TEC ADR	2007-10
MXZ ADRENALINE 800 HO/800R PTEK	2007-10
MXZ BLIZZARD 600 HO SDI/E-TEC BLIZZARD	2007-17
MXZ BLIZZARD 800 HO PTEK X, BLIZZARD	2007
MXZ BLIZZARD 1200	2016-18
MXZ RENEGADE/X 800 HO/800R PTEK	2007-09
MXZ RENEGADE/X 1200 4-TEC	2009
MXZ RENEGADE/X 600 HO E-TEC 600HO	2006-09
MXZ REV 600 HO/800/007 SPECIAL EDITION	2003
MXZ SPORT 550F XP	2013-14
MXZ SPORT 600/600 ACE	2010-18
MXZ TNT 900 ACE	2017-18
MXZ TNT 500SS	2008-09
MXZ TNT 600 HO/E-TEC	2009-18
MXZ TNT 800R PTEK	2011
MXZ TNT 800R E-TEC	2011-15
MXZ TRAIL 500SS	2007-09
MXZ X & TNT 1200	2009-18
MXZ X 400 LC	1999
MXZ X 440	2000-05
MXZ X 600 HO SDI	2007-08
MXZ X 600 HO E-TEC	2009-18
MXZ X 800R E-TEC	2010-16
MXZ X 800 HO/800R PTEK	2007-10
MXZ X-RS 600 HO SDI	2007
MXZ X-RS 600HO E-TEC	2010-18
MXZ X-RS 800 HO PTEK	2007, 10

Model	Year
Ski-Doo™	
MXZ X-RS 800R E-TEC	2011-14
RENEGADE ADRENALINE/X 1200	2010-16
RENEGADE ADRENALINE 600HO E-TEC	2010-16
RENEGADE ADRENALINE 800R PTEK	2010-11
RENEGADE ADRENALINE 1200	2016-18
RENEGADE ADRENALINE 800R E-TEC	2011-16
RENEGADE ADRENALINE 900 ACE	2016
RENEGADE BACKCOUNTRY/X 600HO E-TEC	2010-16
RENEGADE BACKCOUNTRY/X 800R E-TEC	2011-16
RENEGADE BACKCOUNTRY/X 800R E-TEC	2010-11
RENEGADE SP 800R PTEK	2011
RENEGADE SPORT 550F XP	2013-14
RENEGADE X 1200	2014-18
RENEGADE X 600HO E-TEC	2015-18
RENEGADE X 800R E-TEC	2011-17
RENEGADE X 800R PTEK	2010
RENEGADE X ADRENALINE 1200 XR	2011-13
RENEGADE XRS 800HO E-TEC	2010-15
SUMMIT 600/700/800	1999-03
SUMMIT 600/800 HO	2004-06
SUMMIT ADRENALINE 600HO SDI	2007-08
SUMMIT ADRENALINE 800R 800R	2007
SUMMIT EVEREST 500SS 500SS	2009
SUMMIT EVEREST 600HO E-TEC	2009-11
SUMMIT EVEREST 800R E-TEC	2011
SUMMIT EVEREST 800R P-TEK	2008-11
SUMMIT FREERIDE 800R E-TEC	2011
SUMMIT HILLCLIMB	2009-10
SUMMIT SP 600HO E-TEC	2012-18
SUMMIT SP 800R E-TEC	2012-15
SUMMIT SPORT 600	2010-17
SUMMIT SPORT 800R PTEK	2011-15
SUMMIT X X	2007
SUMMIT X 600 HO E-TEC	2009-11
SUMMIT X 800 HO	2003
SUMMIT X 800R E-TEC	2011-17
TUNDRA 600HO E-TEC	2019-20
TUNDRA SPORT & LT 550F XP	2014
TUNDRA XTREME 600HO E-TEC XP	2015

POLARIS™

Part No.	Code	Keyword
264-1000	B	16B

OEM# 3610030



ID (MM)	OD (MM)	H (MM)	LOCATION
29.5	47.7	6.6	Top & Bottom

Model	Year
Polaris™	
**MOST MODELS (EXCEPT WIDETRAK GT, LX)	1993-21

YAMAHA™

Part No.	Code	Keyword
263-1000	B	16B

OEM# 93102-25081-00



ID (MM)	OD (MM)	H (MM)	LOCATION
25	44	7	—

Model	Year
Yamaha™	
***ALL MODELS	1974-97
BR 250	1998-06
CS 340	1998-01
PZ 480	1998-01

TERMS & INDEX
NEW
HELMETS
HELMET ACCESSORIES
APPAREL
ACCESSORIES
TRACKS & SUSPENSION
STEERING
TRANS MISSION
PLOW & WINCH
WIND SHIELDS
BRAKES & CARB.
ENGINE PARTS
ELECTRICAL
TRAILER
CHEMICALS
TECH & TOOLS
P.O.P

CHAIN TENSIONERS



OEM#: 0702-397

Part No.	Code	Keyword
241-2012	B	16B

Model	Year
Arctic Cat™	
BEARCAT WT	2004
FIRECAT 500 ALL	2003-04
FIRECAT 600 ALL	2004
FIRECAT 700 ALL	2003-04
SABERCAT 500	2004-06
SABERCAT 600	2004-05
SABERCAT 700 EFI	2004-05
Z 440 SNO PRO	2001-03
ZR 440 SNO PRO	2001
ZR 800 EFI/SNO PRO	2003
ZR 900/SNO PRO	2003



OEM#: 0702-833

Part No.	Code	Keyword
242-2002	B	16B

Model	Year
Arctic Cat™	
440 SNO PRO	2006
500 SNO PRO	2010-14
600 SNO PRO	2007-11



OEM#: 5430091, 1332090
with Raised Ribs
5430091 Use 1332090

Part No.	Code	Keyword
244-2000	B	16B

Model	Year
Polaris™	
ALL MODELS	1972-83



OEM#: 1332078 / 1332096 / 1332213 / 5630958
REF#: 03-296

Part No.	Code	Keyword
244-2010	B	16B

Model	Year
Polaris™	
440 XC SP	2000
440 XCR SP	1999
500 CLASSIC TOURING	2001-03
500 CLASSIC/CLASSIC TOURING	2000-03
500 EDGE	2003
500 INDY	2000-02
500 RMK	2000-02
500 XC/XC SP	2000-03
550 CLASSIC EDGE	2003
550 F/C CLASSIC	2002
600 CLASSIC/EDGE/TOURING	2001-03
600 RMK	2000-03
600 TOURING	2000
600 TRIUMPH	2000
600 XC/XC SP	1999-03
700 CLASSIC	2001-03
700 EDGE RMK CC BUILT BEFORE 1/1/02 (S03NS7CS)	2003
700 EV XC SP EDGE	2001
700 RMK	2000-03
700 SKS (99SS7AS)	1999-03

Model	Year
Polaris™	
700 XC/XC SP	1997-03
700 XCR	1998-99
800 LE	2001
800 RMK	2000-03
800 SKS	2003
800 XC EDGE F/O	2003
800 XC SP	2001-03
800 XCR	2000-03
ALL MODELS INDY	1983-93
CLASSIC TOURING (S00ST4BS)	2000
INDY 340 DELUXE	2000-03
LITE GT	1993
LONGTRAK	1983-88
SPORT (LITE)	2000
SPORT TOURING	1999-03
STARLITE GT	1993
SUPERSPORT	2000-03
TRAIL RMK (S01SR5BS)	2001-03
TRAIL TOURING (S00ST5BS)	2000-03
TXC, TXL CENTURION 500	1979-82
XCF EDGE	2000
XCF SP	1999



OEM#: 504-1533-12
Material: Plastic T-3000

Part No.	Code	Keyword
242-2005	B	16B

Model	Year
Ski-Doo™	
49 RANGER 600 ACE	2020
49 RANGER 600R ETEC	2019-20
BOONDOCKER 850 E-TEC	2018-20
BACKCOUNTRY 600 EFI SPORT	2021
BACKCOUNTRY 600R E-TEC	2019-22
BACKCOUNTRY 850 E-TEC	2019-22
EXPEDITION LE/SE 600R E-TEC	2020-21

Model	Year
Ski-Doo™	
EXPEDITION LE/SE 900 ACE	2020-22
EXPEDITION LE/SE 900 ACE TURBO	2020-22
EXPEDITION SPORT 600 ACE	2020-21
EXPEDITION SPORT 600 EFI	2021
EXPEDITION SPORT 900 ACE	2019-22
EXPEDITION SWT 900 ACE	2021-22
EXPEDITION SWT 900 ACE TURBO	2021-22
EXPEDITION XTREME 850 E-TEC	2020-21
FREERIDE 850 E-TEC	2018-21
GRAND TOURING 600 ACE /SPORT	2020-21
GRAND TOURING 600R E-TEC	2019-21
GRAND TOURING 900 ACE	2019-22
GRAND TOURING 900 ACE TURBO	2019-21
MXZ 600 EFI SPORT	2021
MXZ 600 RACING	2019-20
MXZ 600R E-TEC	2019-21
MXZ 600RS RACING	2018-21
MXZ 850 E-TEC	2017-21
MXZ X 600R E-TEC	2018-21
RAVE 850 E-TEC	2019-20
RAVE RS 600 RS E-TEC	2019-20

Model	Year
Ski-Doo™	
RAVE RS 600R E-TEC	2019-20
RENEGADE 600 EFI SPORT	2021-22
RENEGADE 600R E-TEC	2019-21
RENEGADE 850 E-TEC	2017-21
RENEGADE 900 ACE	2019-21
RENEGADE 900 ACE TURBO	2019-21
SKANDIC SPORT 600 EFI	2021
SKANDIC SWT/WT 600R E-TEC	2021-22
SKANDIC SWT/WT 900 ACE	2021-22
SKANDIC WT 600 ACE	2021
SKANDIC WT 600 EFI - Drive - System	2021-22
SUMMIT 600R E-TEC	2019-21
SUMMIT 850 E-TEC	2017-22
TUNDRA 600 ACE LT / SPORT	2021-22
TUNDRA 600 EFI LT / SPORT	2021-22
XTERRAIN 600R E-TEC	2019-20
XTERRAIN 850 E-TEC	2019-20
XTRIM 600 ACE	2020
XTRIM 850 E-TEC	2019-20
XTRIM 900 ACE	2019-20
XTRIM 900 ACE TURBO	2020

CHAIN TENSIONERS



OEM# : 504-1527-39 / 504-1530-31

Part No.	Code	Keyword
242-2003	B	16B

Model	Year
Ski-Doo™	
EXPEDITION SPORT 550F	2011-20
EXPEDITION SPORT 600 ACE	2011-19
EXPEDITION SPORT 900 ACE	2014-18
FREERIDE	2012-17
GRAND TOURING LE 600 E-TEC	2010-19
GRAND TOURING LE 900 ACE	2014-18
GRAND TOURING LE/SE 1200 4-TEC	2010-18
GRAND TOURING SPORT 550F	2010-14
GRAND TOURING SPORT 600	2010-14
GRAND TOURING SPORT 600 ACE	2011-19
GSX LE 600 HO SDI/600 E-TEC	2008-15
GSX LE 900 ACE	2014-15
GSX LE/SE 1200 4-TEC	2009-15
GSX LTD 800R	2008

Model	Year
Ski-Doo™	
GSX LTD TOURING 600 HO SDI	2008
GSX SPORT 500SS	2008-09
GSX SPORT 550F	2010
GSX SPORT 600	2010
GTX LE 600 E-TEC	2009
GTX LE/SE 1200 4-TEC	2009
GTX SPORT 500SS	2009
MXZ 50TH ANNIVERSARY	2009
MXZ ADRENALINE 1200 4-TEC	2010
MXZ ADRENALINE/X 600 E-TEC	2008-10
MXZ ADRENALINE/X 800 HO/PTEK	2008-10
MXZ RENEGADE /X 1200 4-TEC	2009
MXZ RENEGADE /X 600 E-TEC	2008-09
MXZ RENEGADE /X 800 HO/PTEK	2008-09
MXZ SPORT 550F	2011-14
MXZ SPORT 600 ACE	2011-18
MXZ SPORT 600 CARB	2010-20
MXZ TNT 500SS	2008-09
MXZ TNT 550F	2010-11
MXZ TNT 600 ACE	2011
MXZ TNT 600 E-TEC	2009-18
MXZ TNT 800 E-TEC	2011-16
MXZ TNT 900 ACE	2014-18
MXZ TRAIL 500SS	2008-09
MXZ X 600 E-TEC	2008-18
MXZ X 600RS	2008-17
MXZ X 800 PTEK/E-TEC	2008-16
MXZ X/TNT 1200 4-TEC	2009-18

Model	Year
Ski-Doo™	
MXZ XRS 600 E-TEC /IRON DOG	2010-18
MXZ XRS 800 E-TEC	2010-17
RENEGADE 600 ACE	2011-19
RENEGADE ADRENALINE 1200 4-TEC	2010-18
RENEGADE ADRENALINE 600 E-TEC	2010-18
RENEGADE ADRENALINE 800 PTEK/E-TEC	2010-16
RENEGADE ADRENALINE 900 ACE	2014-18
RENEGADE BACKCOUNTRY /X 600 E-TEC	2010-18
RENEGADE BACKCOUNTRY /X 800	2010-17
PTEK/E-TEC	
RENEGADE SPORT 550F	2010-14
RENEGADE X 1200 4-TEC	2010-18
RENEGADE X 600 E-TEC	2010-18
RENEGADE X 800 PTEK/E-TEC	2010-16
SKANDIC TUNDRA /STD/SPORT	2010
SUMMIT 50TH ANNIVERSARY	2009
SUMMIT 600 CARB	2010-20
SUMMIT EVEREST 500SS	2009
SUMMIT EVEREST 600 E-TEC	2009-11
SUMMIT EVEREST 800 PTEK/E-TEC	2008-11
SUMMIT HILLCLIMB	2009-10
SUMMIT SP 600 E-TEC	2013-18
SUMMIT SP 800 E-TEC	2012-16
SUMMIT X 600 E-TEC	2009-11
SUMMIT X 800 PTEK/E-TEC	2008-16
TUNDRA 550F ALL	2011-20
TUNDRA LT 600 ACE	2011-20
TUNDRA XTREME 600HO E-TEC	2011-20



OEM # 1332427

Part No.	Code	Keyword
244-2001	B	16B

Model	Year
Polaris™	
550 ADVENTURE	2019
550 INDY ALL	2014-21
550 IQ LXT/SHIFT	2009-13
550 LXT	2020
550 RMK	2020
550 VOYAGER/INTL	2014-20
600 AXYS INDY ADVENTURE	2021
600 AXYS INDY XC	2021
600 AXYS SWITCHBACK ASSAULT	2021
600 CLEANFIRE SWITCHBACK	2007
600 DRAGON SP/ES EURO	2008-09
600 DRAGON SWITCHBACK ALL	2010
600 HO FUSION F/O	2006
600 HO IQ F/O	2007
600 HO IQ TOURING CLEANFIRE/EURO	2007
600 HO IQ/LX CLEANFIRE	2007
600 HO RMK 144 F/O	2006
600 HO SWITCHBACK F/O	2006-07
600 INDY ALL	2013-21
600 IQ DRAGON/600 IQ LX ALL	2008
600 IQ LXT	2011-15
600 IQ TOURING/EURO	2008-10
600 IQ/ES/ES EURO	2009
600 IQ/SHIFT	2008-12
600 PRO RMK 155	2012
600 PRO-RIDE RUSH	2010
600 RMK ALL	2007-21
600 RUSH PRO R/ES/INTL	2011-14
600 RUSH PRO S/PRO X ALL	2015-20
600 RUSH XCR	2017-19

Model	Year
Polaris™	
600 RUSH/ES	2011-12
600 RUSH/ES/RETRO ES/LX/LX RETRO ALL	2011
600 SHIFT 136/ES/INTL	2011
600 SWITCHBACK ADVENTURE	2012-19
600 SWITCHBACK ASSAULT ALL	2014-20
600 SWITCHBACK PRO R/ES/INTL	2013-14
600 SWITCHBACK PRO S ALL	2015-21
600 SWITCHBACK PRO-X ES INTL	2015-16
600 SWITCHBACK SP/XCR	2017-21
600 SWITCHBACK/DRAGON/EURO	2008-09
600 SWITCHBACK/ES	2010-14
600 VOYAGER/INTL	2014-21
650 MATRYX INDY VR1	2021
650 MATRYX INDY XC	2021
650 MATRYX SWITCHBACK ASSAULT	2021
700 CLASSIC	2006
700 CLEANFIRE DRAGON/EURO	2007
700 FUSION F/O	2006
700 HO TOURING	2006
700 IQ ALL	2008
700 IQ DRAGON	2008
700 RMK	2006
700 RMK 155	2008-10
700 SWITCHBACK/DRAGON SWITCHBACK ALL	2008
800 ASSAULT RMK 146	2009-10
800 AXYS PRO RMK/AXYS SKS	2017-20
800 DRAGON IQ/ES/INTL ALL	2010
800 DRAGON RMK 155/163/SP ALL	2008-10
800 DRAGON SWITCHBACK/ES/INTL ALL	2010
800 INDY ADVENTURE	2020
800 INDY SP/INTL/FO	2014-16
800 INDY XC	2019-20
800 INDY XCR	2020
800 IQ/ES	20108-0
800 PRO RMK 155/163 ALL	2010-12
800 RMK 155	2011-16
800 RMK ASSAULT ALL	2011-19
800 RMK KHAOS	2020
800 RMK SHIFT 144	2009
800 RMK/ES/800 DRAGON RMK 155/163/ES ALL	2009
800 RUSH PRO-R/PRO-S/PRO-X ALL	2011-20
800 RUSH XCR/INTL ALL	2018-19
800 RUSH/ES	2011-13
800 SWITCHBACK ADVENTURE	2014-19

Model	Year
Polaris™	
800 SWITCHBACK ASSAULT ALL	2011-20
800 SWITCHBACK PRO R/ES/INT/LE ALL	2012-14
800 SWITCHBACK PRO S/PRO X ALL	2015-20
800 SWITCHBACK XCR	2018
800 SWITCHBACK/DRAGON/EURO	2009
800 SWITCHBACK/ES	2010-14
850 AXYS INDY XC	2021
850 AXYS PRO-RMK	2019-21
850 AXYS SKS 155 SC SELECT/INTL	2019-20
850 AXYS SWITCHBACK ASSAULT	2021
850 INDY ADVENTURE	2020-21
850 INDY XC 129 SC SELECT ALL	2019-20
850 INDY XCR	2020-21
850 MATRYX INDY VR1	2021
850 MATRYX INDY XC	2021
850 MATRYX SWITCHBACK ASSAULT	2021
850 PRO-RMK 155/INTL SC SELECT	2019
850 RMK KHAOS	2020-21
850 RUSH PRO-S SC SELECT	2019-20
850 RUSH XCR SC SELECT ALL	2019
850 SKS 146 ALL	2019-21
850 SWITCHBACK ASSAULT 144/INTL SC	2019-20
850 SWITCHBACK PRO-S SC SELECT ALL	2019-21
850 SWITCHBACK XCR/INTL SC SELECT ALL	2019-21
900 FUSION F/O	2006
900 RMK	2006
900 SWITCHBACK	2006
DRAGON RMK/INTL	2007
FS/FST CLASSIC	2006
FS/FST IQ TOURING	2006-09
FST IQ CRUISER	2007
FST IQ SWITCHBACK	2007
FST IQ TOURING/INTL	2010
FST IQ/LX	2007
FST SWITCHBACK	2006
IQ CRUISER/EURO	2008
IQ SHIFT/EURO	2008
IQ TURBO DRAGON	2008-10
TURBO IQ ALL	2009-14
TURBO LX	2010
TURBO SWITCHBACK	2008-09

TERMS & INDEX

NEW

HELMETS

HELMET ACCESSORIES

APPAREL

ACCESSORIES

TRACKS & SUSPENSION

STEERING

TRANS MISSION

PLOW & WINCH

WIND SHIELDS

BRAKES & CARB.

ENGINE PARTS

ELECTRICAL

TRAILER

CHEMICALS

TECH & TOOLS

P.O.P

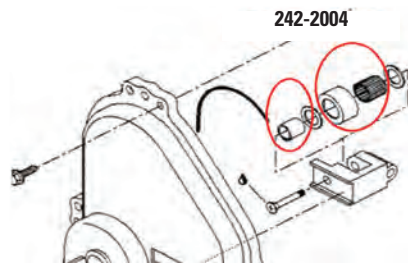
TERMS & INDEX
NEW
HELMETS
HELMET ACCESSORIES
APPAREL
ACCESSORIES
TRACKS & SUSPENSION
STEERING
TRANS MISSION
PLOW & WINCH
WIND SHIELDS
BRAKES & CARB.
ENGINE PARTS
ELECTRICAL
TRAILER
CHEMICALS
TECH & TOOLS
P.O.P

CHAIN TENSIONERS



OEM : 405-4030-00 / 414-5313-00 / 504-0802-00
Kit Includes Roller, Needle Bearing & Spacer x 1/pc each.
The Needle Bearing is provided by the same manufacturer of OEM Parts.

Part No.	Code	Keyword
242-2004	B	16B



Model	Year
Ski-Doo™	
EXPEDITION /SPORT 550F	2005-08
EXPEDITION SPORT V-800	2007-08
FORMULA 500 /DELUXE	2000-01
FORMULA DELUXE 380	1999-01

Model	Year
Ski-Doo™	
FORMULA DELUXE 500 F/LC	1999-01
FORMULA DELUXE 583	1999-01
FORMULA DELUXE 600/700	2000-01
FORMULA DELUXE 670	1999
FORMULA III 600	1999
FORMULA III 700	1999-00
FORMULA III 800	1999-00
FORMULA S	1999-00
FORMULA SL	1999
FORMULA Z 500/583/670	1999
FORMULA Z 600/700	2000
FREESTYLE 300F (ALL)	2006-08
FREESTYLE 550F	2007-09
GRAND TOURING 380F	2002-03
GRAND TOURING 500	2001-02
GRAND TOURING 500/583	1999
GRAND TOURING 600	2000-03
GRAND TOURING 700	2000-03
GRAND TOURING 800	2001-02
GRAND TOURING SE / MILLENNIUM EDITION	2000
GRAND TOURING V-1000	2003
GSX 500SS	2004-06
GSX 550 FAN	2005-09
GSX 600 (ALL)	2004-07
GSX 800 (ALL)	2004-07
GTX /LTD 800	2005-07
GTX /SPORT 500SS	2005-08
GTX 380F	2005-06
GTX 550 FAN	2005-09
GTX SPORT/LTD 600	2005-08
LEGEND 380F/500F	2002-04
LEGEND 500	2002-03
LEGEND 500SS	2004

Model	Year
Ski-Doo™	
LEGEND 550F	2004
LEGEND 600/700/800	2002-04
LEGEND TOURING V-800	2007-09
LEGEND TRAIL V-800	2007
LEGEND V-1000	2003-05
MACH 1 R	2000
MACH Z /R	2000-02
MXZ 1000 SDI RENEGADE	2006-07
MXZ 380F	2001-06
MXZ 500	2000-03
MXZ 500SS TRAIL/ADRENALINE	2004-07
MXZ 550F	2004-08
MXZ 550X	2006-09
MXZ 600 (ALL)	2000-07
MXZ 700 /SB	2000-02
MXZ 800 (ALL)	2000-07
MXZ X 440 RACING	2000-07
SKANDIC /TUNDRA 550F	2004-09
SKANDIC 380F	2000
SKANDIC 500F	2000-03
SKANDIC LT 440F	2001-07
SKANDIC TUNDRA V-800	2007-09
SUMMIT /X 800 /ADRENALINE	2000-07
SUMMIT 1000 HIGHMARK /X	2005-07
SUMMIT 500F	2001-02
SUMMIT 550F	2003-09
SUMMIT 600 /ADRENALINE	2000-08
SUMMIT 700	2000-03
SUMMIT XRS	2007
TOURING 380F	2001
TOURING 500	2000-01
TOURING E/LE/SLE	2000
TUNDRA 300F	2006



OEM# : 8G8-47611-00-00

Part No.	Code	Keyword
243-2010	B	CLR

Model	Year
Yamaha™	
ET 340	1977-78
ET 340	1981-88
ET 400	1989-91

O RINGS

CHAIN CASE O RINGS

See Pages 503-507 for Applications

CODE = B KEYWORD = 16B



Part No.	Code	Keyword
261-2000	B	16B

Part No.	Code	Keyword
262-2000	B	16B

Part No.	Code	Keyword
262-2001	B	16B

Part No.	Code	Keyword
262-2002	B	16B

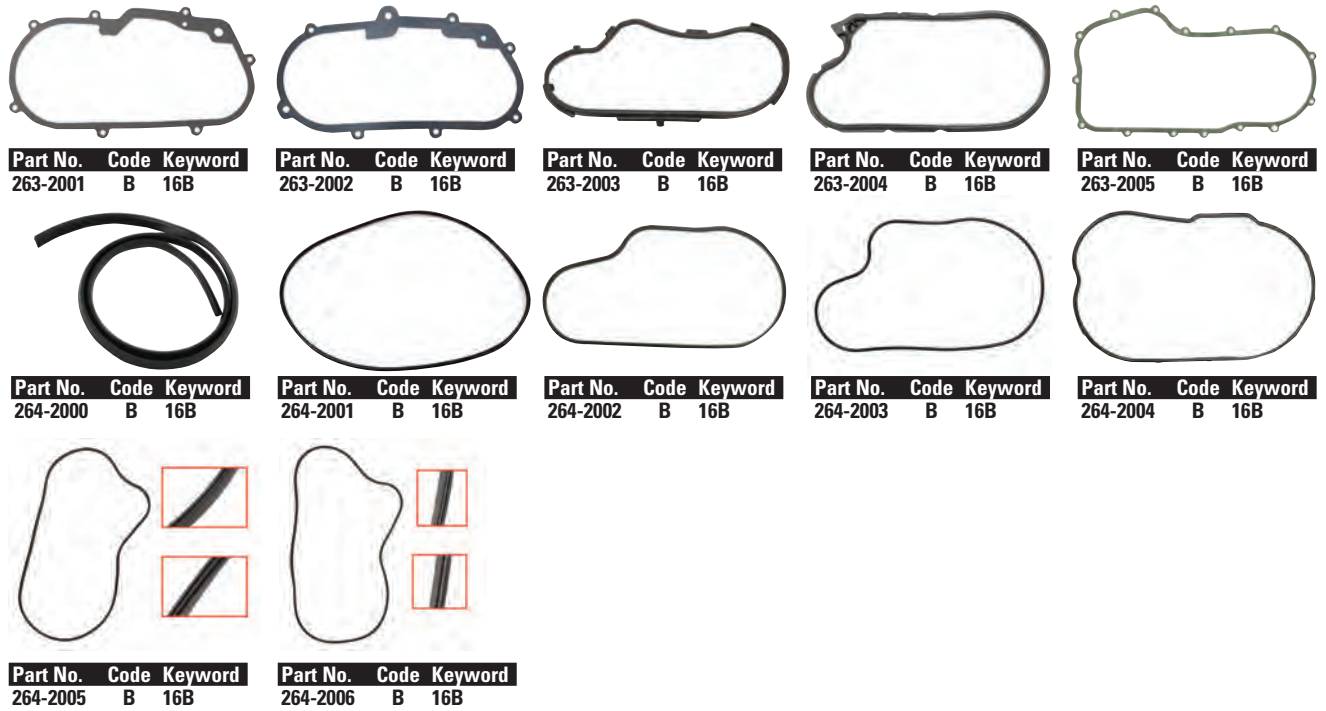
Part No.	Code	Keyword
262-2003	B	16B

O RINGS

CHAIN CASE O RINGS

CODE = B | KEYWORD = 16B

See Pages 503-507 for Applications



Model	Year	Part No.	OEM No.
Arctic Cat™			
***MOST MODELS	1992-08	261-2000	0602-437
500 SNO PRO	2010-14	261-2000	0602-437
600 SNO PRO	2009-11	261-2000	0602-437
Polaris™			
***MOST MODELS	1985-00	264-2000	5410207
***MOST MODELS	2001-04	264-2001	5411497
340 ALL	2005-08	264-2004	5812574
440 IQ/TRAIL TOURING	2005-07	264-2001	5411497
500 CLASSIC/INDY	2005-06	264-2004	5812574
500 TRANSPORT	2009	264-2004	5812574
500 XC SP	2005-07	264-2004	5812574
550 CLASSIC	2005-06	264-2004	5812574
550 EDGE LX/LX	2007-08	264-2004	5812574
550 INDY ALL	2014-21	264-2003	5813295
550 IQ LXT/INTL	2011-13	264-2002	5812755
550 LXT ES	2019-20	264-2003	5813295
550 RMK EVO/ES/INTL	2020-21	264-2003	5813295
550 SHIFT/IQ SHIFT/ES	2010-13	264-2002	5812755
550 SUPER SPORT	2005	264-2002	5812574
550 VOYAGEUR	2018-21	264-2003	5813295
600 AXYS INDY ADVENTURE	2021	264-2005	5814028
600 AXYS INDY XC	2021	264-2005	5814028
600 AXYS SWITCHBACK ASSAULT	2021	264-2005	5814028
600 CLASSIC	2005-06	264-2004	5812574
600 CLEANFIRE SWITCHBACK	2007	264-2002	5812755
600 EDGE TOURING	2005-06	264-2004	5812574
600 HO FUSION F/O	2006	264-2002	5812755
600 HO IQ F/O	2007	264-2002	5812755
600 HO IQ TOURING CLEANFIRE	2007	264-2002	5812755
600 HO IQ/LX CLEANFIRE	2007	264-2002	5812755
600 HO RMK 144 F/O	2006	264-2002	5812755
600 HO SWITCHBACK F/O	2006-07	264-2002	5812755
600 INDY ADVENTURE	2020	264-2005	5814028
600 INDY (ALL)	2013-20	264-2003	5813295
600 INDY SP	2013-20	264-2003	5813295
600 INDY VOYAGEUR	2015-16	264-2003	5813295
600 INDY XC/SP	2019-21	264-2005	5814028
600 INDY XCR	2020-21	264-2005	5814028
600 IQ DRAGON ALL	2008	264-2002	5812755
600 IQ LX/EURO ALL	2008	264-2002	5812755
600 IQ LXT/INTL	2011-16	264-2002	5812755
600 IQ RACER	2008-19	264-2004	5812574
600 IQ SHIFT 136/EURO	2008-12	264-2002	5812755

TERMS & INDEX
NEW
HELMETS
HELMET ACCESSORIES
APPAREL
ACCESSORIES
TRACKS & SUSPENSION
STEERING
TRANS MISSION
PLOW & WINCH
WIND SHIELDS
BRAKES & CARB.
ENGINE PARTS
ELECTRICAL
TRAILER
CHEMICALS
TECH & TOOLS
P.O.P

O RINGS

CODE = B

KEYWORD = 16B



CHAIN CASE O RINGS

See Page 502-503 for Images

Model	Year	Part No.	OEM No.
Polaris™			
600 IQ TOURING/EURO	2008-10	264-2002	5812755
600 IQ/ES/ES EURO	2009	264-2002	5812755
600 PRO RMK 155	2012	264-2003	5813295
600 PRO-RIDE RUSH	2010	264-2003	5813295
600 RMK	2017-20	264-2005	5814028
600 RMK	2005	264-2004	5812574
600 RMK 144/155	2007-08	264-2002	5812755
600 RMK 144/155 ALL	2012-16	264-2003	5813295
600 RR AND EURO	2008-09	264-2004	5812574
600 RUSH PRO R/ES/INTL	2012-14	264-2003	5813295
600 RUSH PRO S	2015-20	264-2005	5814028
600 RUSH PRO X	2015-16	264-2005	5814028
600 RUSH XCR	2017-19	264-2005	5814028
600 RUSH/ES	2011-13	264-2003	5813295
600 SHIFT 136/ES/INTL	2011	264-2002	5812755
600 SWITCHBACK	2005	264-2004	5812574
600 SWITCHBACK ADVENTURE	2015-19	264-2005	5814028
600 SWITCHBACK ADVENTURE	2012-14	264-2003	5813295
600 SWITCHBACK ASSAULT	2017-20	264-2005	5814028
600 SWITCHBACK ASSAULT ALL	2014-16	264-2003	5813295
600 SWITCHBACK PRO R/ES	2012-14	264-2003	5813295
600 SWITCHBACK PRO S	2015-20	264-2005	5814028
600 SWITCHBACK PRO X	2015-17	264-2005	5814028
600 SWITCHBACK SP	2017-19	264-2005	5814028
600 SWITCHBACK XCR	2018-21	264-2005	5814028
600 SWITCHBACK/Dragon	2008-10	264-2002	5812755
600 SWITCHBACK/ES	2012-14	264-2003	5813295
600 VOYAGER/INTL	2014	264-2003	5813295
600 VOYAGEUR	2017-21	264-2005	5814028
600 XC SP EDGE/M-10	2005	264-2004	5812574
650 MATRYX INDY VR1	2021	264-2005	5814028
650 MATRYX INDY XC	2021	264-2005	5814028
650 MATRYX SWITCHBACK ASSAULT	2021	264-2005	5814028
700 CLASSIC	2006	264-2002	5812755
700 CLEANFIRE DRAGON	2007	264-2002	5812755
700 FUSION F/O	2006	264-2002	5812755
700 HO TOURING	2006	264-2002	5812755
700 IQ DRAGON ALL	2008	264-2002	5812755
700 RMK	2006	264-2002	5812755
700 RMK EARLY PROD	2008	264-2002	5812755
700 RMK/XC SP/M-10	2005	264-2004	5812574
700 SWITCHBACK/Dragon ALL	2008	264-2002	5812755
800 AXYS PRO RMK	2016-20	264-2006	5814070
800 AXYS RMK ASSAULT	2017-18	264-2006	5814070
800 AXYS SKS	2016-20	264-2006	5814070
800 AXYS SKS	2018-19	264-2005	5814028
800 DRAGON RMK 155/163	2008	264-2002	5812755
800 EDGE TOURING	2005	264-2004	5812574
800 INDY ADVENTURE	2020	264-2005	5814028
800 INDY SP/ES/INTL ALL	2014-16	264-2003	5813295
800 INDY XC/XCR	2019-20	264-2005	5814028
800 IQ	2008	264-2002	5812755
800 IQ/ES	2009-10	264-2002	5812755
800 PRO RMK 155/163 ALL	2011-12	264-2003	5813295
800 RMK 155	2011-16	264-2003	5813295
800 RMK ASSAULT	2016-19	264-2006	5814070
800 RMK ASSAULT 155 ALL	2011-16	264-2003	5813295
800 RMK/SWITCHBACK/XC SP	2005	264-2004	5812574
800 RUSH PRO R ALL	2011-14	264-2003	5813295
800 RUSH PRO S	2015-20	264-2005	5814028
800 RUSH PRO X	2015-18	264-2005	5814028
800 RUSH XCR	2017-18	264-2005	5814028
800 RUSH/ES	2011-13	264-2003	5813295
800 SKS	2020	264-2005	5814028
800 SWITCHBACK ADVENTURE	2016-19	264-2005	5814028
800 SWITCHBACK ADVENTURE	2014	264-2003	5813295
800 SWITCHBACK ASSAULT	2017-20	264-2005	5814028
800 SWITCHBACK ASSAULT ALL	2011-16	264-2003	5813295
800 SWITCHBACK PRO ALL	2012-14	264-2003	5813295
800 SWITCHBACK PRO S	2015-20	264-2005	5814028
800 SWITCHBACK PRO X	2015-18	264-2005	5814028
800 SWITCHBACK XCR	2018-20	264-2005	5814028
800 SWITCHBACK/Dragon/ES	2009-10	264-2002	5812755
800 SWITCHBACK/ES	2012-14	264-2003	5813295

O RINGS

CHAIN CASE O RINGS

See Page 502-503 for Images

CODE = B

KEYWORD = 16B



Model	Year	Part No.	OEM No.
Polaris™			
850 AXYS INDY XC	2021	264-2005	5814028
850 AXYS PRO RMK	2019-20	264-2006	5814070
850 AXYS SKS	2019-20	264-2006	5814070
850 AXYS SWITCHBACK ASSAULT	2021	264-2005	5814028
850 INDY ADVENTURE	2020-21	264-2005	5814028
850 INDY XC	2019-20	264-2005	5814028
850 INDY XCR	2021	264-2005	5814028
850 MATRYX INDY VR1	2021	264-2005	5814028
850 MATRYX INDY XC	2021	264-2005	5814028
850 MATRYX SWITCHBACK ASSAULT	2021	264-2005	5814028
850 PRO RMK	2019	264-2006	5814070
850 RMK KHAOS	2020	264-2006	5814070
850 RUSH PRO S	2019-20	264-2005	5814028
850 RUSH XCR	2019	264-2005	5814028
850 SKS	2019-21	264-2005	5814028
850 SWITCHBACK ASSAULT	2019-20	264-2005	5814028
850 SWITCHBACK PRO S	2019-21	264-2005	5814028
850 SWITCHBACK XCR	2019-21	264-2005	5814028
900 FUSION F/O	2006	264-2002	5812755
900 RMK	2006	264-2002	5812755
900 SWITCHBACK	2006	264-2002	5812755
DRAGON RMK/INTL	2007	264-2002	5812755
FRONTIER TOURING	2005	264-2004	5812574
SUPERSPORT	2006-08	264-2004	5812574
TRAIL RMK	2005-10	264-2004	5812574
TRAIL TOURING	2007-10	264-2004	5812574
Ski-Doo™			
***MOST MODELS	1996-99	262-2000	414-3623-00
***MOST MODELS	2001-07	262-2001	415-0464-00
EXPEDITION SPORT 550F	2008	262-2001	415-0464-00
EXPEDITION SPORT 550F	2011-16	262-2002	293-3001-30
EXPEDITION SPORT 600 ACE	2011-16	262-2002	293-3001-30
EXPEDITION SPORT 900ACE XS	2014-16	262-2002	293-3001-30
EXPEDITION V-800	2008	262-2001	415-0464-00
FORMULA 500 LC	2000	262-2000	414-3623-00
FORMULA DLX 380/550F	2000-01	262-2000	414-3623-00
FORMULA DLX 600/700	2000	262-2001	415-0464-00
FORMULA III 700 R	2000	262-2000	414-3623-00
FORMULA III 800	2000	262-2000	414-3623-00
FORMULA S	2000	262-2000	414-3623-00
FORMULA Z 600/700	2000	262-2001	415-0464-00
FREERIDE 800RE-TEC XP	2012-16	262-2002	293-3001-30
FREESTYLE BACKCOUNTRY 550F	2008-09	262-2001	415-0464-00
FREESTYLE PARK 550F	2008	262-2001	415-0464-00
FREESTYLE SESSION 300F	2008	262-2001	415-0464-00
GRAND TOURING 600 ACE	2021	262-2003	293-3001-99 / 293-3002-14
GRAND TOURING 600/700	2000	262-2001	415-0464-00
GRAND TOURING 600R ETEC	2019-21	262-2003	293-3001-99 / 293-3002-14
GRAND TOURING 800 SE	2001	262-2000	414-3623-00
GRAND TOURING 900 ACE	2019-21	262-2003	293-3001-99 / 293-3002-14
GRAND TOURING 900 ACE TURBO	2019-21	262-2003	293-3001-99 / 293-3002-14
GRAND TOURING LE 600HOE XR	2011-16	262-2002	293-3001-30
GRAND TOURING LE 900 ACE XR	2014-16	262-2002	293-3001-30
GRAND TOURING LE/SE 1200	2010-16	262-2002	293-3001-30
GRAND TOURING SE	2000	262-2000	414-3623-00
GRAND TOURING SPORT 550F XP	2010-16	262-2002	293-3001-30
GRAND TOURING SPORT 600 XP	2010-14	262-2002	293-3001-30
GRAND TOURING SPORT 600ACE	2011-16	262-2002	293-3001-30
GSX LE 900ACE XS	2014	262-2002	293-3001-30
GSX LE/SE 1200 XR	2009-14	262-2002	293-3001-30
GSX LE/SE 600HO E-TEC	2009-15	262-2002	293-3001-30
GSX LTD 600 HO SDI	2008	262-2002	293-3001-30
GSX LTD 800R	2008	262-2002	293-3001-30
GSX LTD TOURING 600 HO SDI	2008	262-2002	293-3001-30
GSX SE 800RE-TEC XR	2012-15	262-2002	293-3001-30
GSX SPORT 500SS	2008-09	262-2002	293-3001-30
GSX SPORT 550F	2010	262-2002	293-3001-30
GSX SPORT 600	2010	262-2002	293-3001-30
GSX/GTX 550F	2008-09	262-2001	415-0464-00
GTX 600HO	2008	262-2001	415-0464-00
GTX LE 600 H.O. E-TEC	2009	262-2002	293-3001-30
GTX LE/SE 1200 4-TEC	2009	262-2002	293-3001-30
GTX SPORT 500SS	2009	262-2002	293-3001-30
GTX SPORT 500SS	2008	262-2001	415-0464-00

TERMS & INDEX

NEW

HELMETS

HELMET ACCESSORIES

APPAREL

ACCESSORIES

TRACKS & SUSPENSION

STEERING

TRANS MISSION

PLOW & WINCH

WIND SHIELDS

BRAKES & CARB.

ENGINE PARTS

ELECTRICAL

TRAILER

CHEMICALS

TECH & TOOLS

P.O.P

O RINGS

CODE = B

KEYWORD = 16B



CHAIN CASE O RINGS

See Page 502-503 for Images

Model	Year	Part No.	OEM No.
Ski-Doo™			
GTX SPORT 600HO	2008	262-2001	415-0464-00
LEGEND TOURING V-800	2008-09	262-2001	415-0464-00
MACH 1 R	2000	262-2000	414-3623-00
MACH Z	2000-03	262-2000	414-3623-00
MACH Z R	2000	262-2000	414-3623-00
MXZ 380 F	2001	262-2000	414-3623-00
MXZ 440	2000-01	262-2000	414-3623-00
MXZ 500 & SB	2000	262-2001	415-0464-00
MXZ 500 F	2001	262-2000	414-3623-00
MXZ 50TH ANNIVERSARY	2009	262-2002	293-3001-30
MXZ 550 F/X	2008-09	262-2001	415-0464-00
MXZ 600 & SB	1999-00	262-2001	415-0464-00
MX Z 600 RACING	2019	262-2003	293-3001-99 / 293-3002-14
MXZ 600 EFI SPORT	2021	262-2003	293-3001-99 / 293-3002-14
MXZ 600HO/800/007 S.E.	2003	262-2001	415-0464-00
MXZ 600R ETEC (ALL)	2019-21	262-2003	293-3001-99 / 293-3002-14
MXZ 600RS	2008	262-2002	293-3001-30
MXZ 600RS	2018-21	262-2003	293-3001-99 / 293-3002-14
MXZ 700 & SB	1999-00	262-2001	415-0464-00
MXZ 800	2000	262-2001	415-0464-00
MXZ 800 REV	2002	262-2000	414-3623-00
MXZ 850 ETEC	2020-21	262-2003	293-3001-99 / 293-3002-14
MXZ ADRENALINE 600 HO SDI	2008	262-2002	293-3001-30
MXZ ADRENALINE 600HO E-TEC	2009-10	262-2002	293-3001-30
MXZ ADRENALINE/800R PTEK	2008-10	262-2002	293-3001-30
MXZ RENEGADE/X 600 HO E-TEC	2009	262-2002	293-3001-30
MXZ RENEGADE/X 600 HO SDI	2008	262-2002	293-3001-30
MXZ RENEGADEX/X 1200 4TEC	2009-10	262-2002	293-3001-30
MXZ REV 600HO/800/007 S.E.	2003	262-2000	414-3623-00
MXZ SPORT 550F XP	2011-14	262-2002	293-3001-30
MXZ SPORT 600	2010-15	262-2002	293-3001-30
MXZ SPORT 600ACE	2011-15	262-2002	293-3001-30
MXZ TNT 1200 4TEC	2009-15	262-2002	293-3001-30
MXZ TNT 500SS	2008-09	262-2002	293-3001-30
MXZ TNT 550F XP-FAN	2010-12	262-2002	293-3001-30
MXZ TNT 600	2010-11	262-2002	293-3001-30
MXZ TNT 600 ACE	2011-12	262-2002	293-3001-30
MXZ TNT 600 HO E-TEC	2009	262-2002	293-3001-30
MXZ TNT 600 HO E-TEC	2011-14	262-2002	293-3001-30
MXZ TNT 800R E-TEC XP	2011-15	262-2002	293-3001-30
MXZ TNT 800R PTEK	2011	262-2002	293-3001-30
MXZ TNT 850ETEC	2017-19	262-2003	293-3001-99 / 293-3002-14
MXZ TNT 900 ACE XS	2014	262-2002	293-3001-30
MXZ TRAIL	2008-09	262-2002	293-3001-30
MXZ X & TNT 1200 XR	2010-14	262-2002	293-3001-30
MXZ X 400 LC	1999-00	262-2001	415-0464-00
MXZ X 600 HO E-TEC 600HO	2009	262-2002	293-3001-30
MXZ X 600 HO SDI 600HO SDI	2008	262-2002	293-3001-30
MXZ X 600HO E-TEC	2010-15	262-2002	293-3001-30
MXZ X 600RS ALL	2009-16	262-2002	293-3001-30
MXZ X 800R / PTEK	2008-10	262-2002	293-3001-30
MXZ X 800R E-TEC	2010-11	262-2002	293-3001-30
MXZ X 800R E-TEC	2012-15	262-2002	293-3001-30
MXZ X 850ETEC	2017	262-2003	293-3001-99 / 293-3002-14
MXZ X-RS 800R E-TEC	2010-16	262-2002	293-3001-30
RENEGADE 600 ACE	2020-21	262-2003	293-3001-99 / 293-3002-14
RENEGADE 600R ETEC (ALL)	2019-21	262-2003	293-3001-99 / 293-3002-14
RENEGADE 850 ETEC X/XRS/ ADRENALINE/ENDURO	2017-21	262-2003	293-3001-99 / 293-3002-14
RENEGADE 900 ACE	2019-21	262-2003	293-3001-99 / 293-3002-14
RENEGADE 900 ACE TURBO (ALL)	2019-21	262-2003	293-3001-99 / 293-3002-14
RENEGADE ADRENALINE 1200 4TEC	2010-16	262-2002	293-3001-30
RENEGADE ADRENALINE 1200 ADR	2010	262-2002	293-3001-30
RENEGADE ADRENALINE 600HO E-TEC	2010-16	262-2002	293-3001-30
RENEGADE ADRENALINE 800R E-TEC	2010-16	262-2002	293-3001-30
RENEGADE ADRENALINE 900ACE XS	2014	262-2002	293-3001-30
RENEGADE BACK COUNTRY/X 600HOE	2010-16	262-2002	293-3001-30
RENEGADE BACK COUNTRY/X 800RE	2012-16	262-2002	293-3001-30
RENEGADE BACKCOUNTRY/X 800R PTEK	2010-11	262-2002	293-3001-30
RENEGADE SP 800R PTEK	2011	262-2002	293-3001-30
RENEGADE SPORT 550F	2010-16	262-2002	293-3001-30
RENEGADE SPORT 600 ACE	2011-16	262-2002	293-3001-30
RENEGADE X 1200 X	2010-16	262-2002	293-3001-30
RENEGADE X 600HO E-TEC	2010-16	262-2002	293-3001-30

O RINGS

CHAIN CASE O RINGS

See Page 502-503 for Images

CODE = B KEYWORD = 16B



Model	Year	Part No.	OEM No.
Ski-Doo™			
RENEGADE X 800R E-TEC	2011-16	262-2002	293-3001-30
RENEGADE X 800R PTEK	2010	262-2002	293-3001-30
RENEGADE X 850 ETEC	2017-19	262-2003	293-3001-99
SKANDIC 380/500	2000	262-2000	414-3623-00
SKANDIC 440	2001-07	262-2000	414-3623-00
SKANDIC TUNDRA 300F	2008	262-2001	415-0464-00
SKANDIC TUNDRA 550F	2008-09	262-2001	415-0464-00
SKANDIC TUNDRA V-800	2008-09	262-2001	415-0464-00
SKANDIC TUNDRA, STD, SPORT, LT	2010	262-2002	293-3001-30
SUMMIT 500 F	2001	262-2000	414-3623-00
SUMMIT 50TH	2009	262-2002	293-3001-30
SUMMIT 550 F/X	2008-09	262-2001	415-0464-00
SUMMIT 600 CARB	2017-20	262-2002	293-3001-30
SUMMIT 600/700 & SB	1999-00	262-2001	415-0464-00
SUMMIT 600HO E-TEC	2016-18	262-2002	293-3001-30
SUMMIT 800 H.M.	2000	262-2001	415-0464-00
SUMMIT ADRENALINE 600HO	2008	262-2001	415-0464-00
SUMMIT EVEREST 500SS 500SS	2009	262-2002	293-3001-30
SUMMIT EVEREST 600HO E-TEC	2009-11	262-2002	293-3001-30
SUMMIT EVEREST 800R E-TEC	2011	262-2002	293-3001-30
SUMMIT EVEREST 800R PTEK	2008-11	262-2002	293-3001-30
SUMMIT FREERIDE 800R E-TEC	2011	262-2002	293-3001-30
SUMMIT H.M.	2000	262-2001	415-0464-00
SUMMIT HILLCLIMB	2009-10	262-2002	293-3001-30
SUMMIT SP 600HO E-TEC	2012-14	262-2002	293-3001-30
SUMMIT SP 800RE XM E-TEC	2012-14	262-2002	293-3001-30
SUMMIT SPORT 600	2010-15	262-2002	293-3001-30
SUMMIT SPORT 800R PTEK XP	2011-15	262-2002	293-3001-30
SUMMIT X 600HO E-TEC	2009-11	262-2002	293-3001-30
SUMMIT X 800R E-TEC	2011-15	262-2002	293-3001-30
SUMMIT X 800R PTEK	2008-10	262-2002	293-3001-30
TOURING (ALL OPTIONS)	2000	262-2000	414-3623-00
TOURING 380 F/500F	2001	262-2000	414-3623-00
TUNDRA 550F (ALL)	2011-20	262-2002	293-3001-30
TUNDRA 600ACE (ALL)	2011-20	262-2002	293-3001-30
TUNDRA 600HO E-TEC (ALL)	2011-20	262-2002	293-3001-30
Yamaha™			
APEX ALL	2006-16	263-2003	8FP-47558-00 / 8FP-47558-10
ATTAK	2006-07	263-2003	8FP-47558-00 / 8FP-47558-10
ATTAK GT	2007	263-2003	8FP-47558-00 / 8FP-47558-10
CS 340E	1992-00	263-2001	86M-47592-00
EX 570ES	1992-93	263-2002	86M-47592-00
EX 570S	1992-93	263-2002	86M-47592-00
NYTRO	2006-07	263-2003	8FP-47558-00 / 8FP-47558-10
NYTRO ER	2006-07	263-2003	8FP-47558-00 / 8FP-47558-10
PHAZER	2008	263-2004	8GC-47558-00
PHAZER FX	2007	263-2004	8GC-47558-00
PHAZER GT	2007-13	263-2004	8GC-47558-00
PHAZER MOUNTAIN LITE	2007	263-2004	8GC-47558-00
PHAZER MTX	2008-17	263-2004	8GC-47558-00
PHAZER XTX	2014-18	263-2004	8GC-47558-00
PZ 480	1984-98	263-2001	86M-47592-00
PZ 480 ES	1992-93	263-2001	86M-47592-00
PZ 480 ST	1992-00	263-2001	86M-47592-00
PZ 480E	1992-00	263-2001	86M-47592-00
RAGE	2006-07	263-2003	8FP-47558-00 / 8FP-47558-10
RAGE GT	2007	263-2003	8FP-47558-00 / 8FP-47558-10
RS VECTOR ALL	2008-16	263-2003	8FP-47558-00 / 8FP-47558-10
RS VENTURE ALL	2009-16	263-2003	8FP-47558-00 / 8FP-47558-10
SR 540	1981-88	263-2002	86M-47592-00
VECTOR	2012	263-2003	8FP-47558-00 / 8FP-47558-10
VECTOR	2006	263-2003	8FP-47558-00 / 8FP-47558-10
VECTOR ER	2006-07	263-2003	8FP-47558-00 / 8FP-47558-10
VECTOR GT	2006-07	263-2003	8FP-47558-00 / 8FP-47558-10
VECTOR LTX	2012	263-2003	8FP-47558-00 / 8FP-47558-10
VECTOR MOUNTAIN/SE	2006-07	263-2003	8FP-47558-00 / 8FP-47558-10
VENTURE LITE	2007-13	263-2004	8GC-47558-00
VENTURE MP	2017-18	263-2004	8GC-47558-00
VK 540	2017-21	263-2005	85R-47592-00-00 / 85R-47592-01-00
VK 540	1988-91	263-2005	85R-47592-00-00 / 85R-47592-01-00
VK 540 II	1993-98	263-2005	85R-47592-00-00 / 85R-47592-01-00
VK III	1999-05	263-2005	85R-47592-00-00 / 85R-47592-01-00
VMX 540	1983-90	263-2002	86M-47592-00

CAM SLIDER SHOES

See Pages 509-514 for Applications



TERMS & INDEX
NEW
HELMETS
HELMET ACCESSORIES
APPAREL
ACCESSORIES
TRACKS & SUSPENSION
STEERING
TRANS MISSION
PLOW & WINCH
WIND SHIELDS
BRAKES & CARB.
ENGINE PARTS
ELECTRICAL
TRAILER
CHEMICALS
TECH & TOOLS
P.O.P



Arctic Cat™ : 0148-005
Bombardier™ : 414-0126-00
Sold in bags of 12

Part No.	Code	Keyword
250-2020	B	16



Teflon
Ski-Doo™ : 414-5793-00
414-9180-00
Sold in bags of 12

Part No.	Code	Keyword
250-2021	B	16



Polaris™ : 5430466

Sold in bags of 12

Part No.	Code	Keyword
250-2023	B	16



Bombardier™ : 504-1207-00

Sold in bags of 12


Part No.	Code	Keyword
250-2024	B	16



Yamaha™ : 8AV-17688-10

Sold in bags of 12

Part No.	Code	Keyword
253-3003	B	16



Teflon
Yamaha™ : 801-17688-10

Sold in bags of 12

Part No.	Code	Keyword
250-2028	B	16



Teflon
Yamaha™ : 8X6-17688-10

Sold in bags of 12

Part No.	Code	Keyword
250-2029	B	16



Teflon
Bombardier™ : 504-1202-00

Sold in bags of 12

Part No.	Code	Keyword
250-2030	B	16



Yamaha™ : 8R4-17688-00

Sold in bags of 12

Part No.	Code	Keyword
250-2031	B	16



Teflon
Arctic Cat™ : 0148-177


Sold in bags of 12

Part No.	Code	Keyword
250-2032	B	16



Polaris™ : 5430445
Primary Tower Buttons
Sold in bags of 12

Part No.	Code	Keyword
250-2033	B	16



Arctic Cat™ : 0148-148

Sold in bags of 12

Part No.	Code	Keyword
250-2035	B	16



Kawasaki™ : 49048-3002

Sold in bags of 10

Part No.	Code	Keyword
250-2016	B	CLR



Teflon
Ski-Doo™ : 420-4600-45
420-4600-50, 417-0058-01
417-2221-07, 417-2230-21
417-2232-71
Sold in bags of 12

Part No.	Code	Keyword
252-2038	B	16



252-2020
Ski-Doo™ : 417-1263-73 (Front)
Sold in bags of 6

Part No.	Desc.	Code	Keyword
252-2020	Rear	B	16
252-2021	Front	B	16



252-2021
Ski-Doo™ : 417-1263-74 (Rear)
Sold in bags of 6

CAM SLIDER SHOES

See Pages 509-514 for Applications



TERMS & INDEX

NEW

HELMETS

HELMET ACCESSORIES

APPAREL

ACCESSORIES

TRACKS & SUSPENSION

STEERING

TRANS MISSION

PLOW & WINCH

WIND SHIELDS

BRAKES & CARB.

ENGINE PARTS

ELECTRICAL

TRAILER

CHEMICALS

TECH & TOOLS

P.O.P



Yamaha™ : 8BW-17653-00-00

Sold in bags of 6

Part No.	Code	Keyword
253-3001	B	16



Yamaha™ : 8ES-17653-00-00

Sold in bags of 6

Part No.	Code	Keyword
253-3004	B	16



Polaris™: 5430766 / 5436521
5438123 / 5450873

Sold in bags of 12

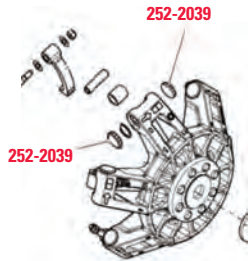
Part No.	Code	Keyword
254-2023	B	16



Ski-Doo™ : 417-2232-69 / 420-2812-96 / 417-2239-19

Sold in bags of 12

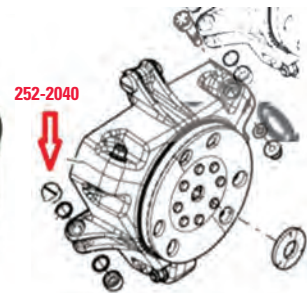
Part No.	Code	Keyword
252-2039	B	16



Ski-Doo™: 417-2229-92

Sold in bags of 12

Part No.	Code	Keyword
252-2040	B	16



Model	Year	Part No.
Arctic Cat™		
ALL MODELS	1971-75	250-2020
ALL MODELS (EXCEPT KITTY)	1988-97	250-2032
CHEETAH	1986-87	250-2032
CHEETAH	1974-78	250-2035
COUGAR	1985-98	250-2032
CROSS COUNTRY	1976-79	250-2035
EL TIGRE	1974-79	250-2035
EL TIGRE 5000/6000	1981, 87	250-2032
JAG	1985-87	250-2032
JAG	1976-81	250-2035
JAG 340, 440	1998-99	250-2032
LYNX	1976-80	250-2035
PANTERA	1985-87	250-2032
PANTERA	1976-81	250-2035
PANTHER	1984-99	250-2032
PANTHER	1974-81	250-2035
SUPER JAG	1987-	250-2032
TRAIL CAT	1979-81	250-2035
Z	1976-77	250-2035
Kawasaki™		
DRIFTER 340, 440	1979-81	250-2035
INTERCEPTOR 550	1982	250-2016
INTRIGUER 440	1978	250-2035
INTRUDER 440	1978-82	250-2016
INVADER 340, 440	1978-81	250-2016
INVITER 340	1978	250-2035
LTD 440	1980-81	250-2016
Moto-Ski™		
FUTURA 500, 500E, LC	1980-81	250-2024
FUTURA 500, 500E, LC	1982	250-2030
FUTURA, NUVIK	1975-79	250-2020
GRAND PRIX SPECIAL	1979-81	250-2024
MIRAGE	1979-85	250-2020
SONIC 250 ULTRA	1982	250-2030
SONIC 340	1975-78	250-2020
SONIC L/C	1984	250-2020

Model	Year	Part No.
Moto-Ski™		
SPIRIT 250	1976-83	250-2020
SUPER SONIC	1980-81	250-2024
SUPER SONIC	1979	250-2020
ULTRA SONIC	1980-81	250-2024
Polaris™		
***ALL MODELS INDY	1973-03	250-2023
***MOST MODELS	1983-20	250-2033
400	1985-91	250-2023
650	1988-92	250-2023
440 L/C	1993-97	250-2023
440 PRO X	2001-13	250-2023
440 XCR/SP	1992-98	250-2023
500 CLASSIC	1999-02	250-2023
500 CLASSIC	2004-06	250-2023
500 CLASSIC TOURING	2001-03	250-2023
500 EDGE	2003-04	250-2023
500 EFI	1993-97	250-2023
500 INDY	2005-06	250-2023
500 XC (ALL OPTIONS)	1999-03	250-2023
550 IQ LXT/INTL	2011-13	250-2033
550 SHIFT/IQ SHIFT/ES/TOURING	2010-13	250-2033
550 WIDETRACK	2016-19	250-2033
600 AXYS PRO RMK	2016-20	250-2033
600 DRAGON SWITCHBACK ALL	2010	250-2033
600 INDY ADVENTURE	2020	250-2033
600 INDY XC	2020	250-2033
600 INDY/SP/VOYAGER	2014-20	250-2033
600 IQ LXT/TURBO LXT	2011-15	250-2033
600 IQ RACER	2010-16	250-2033
600 IQ SHIFT/ES/INTL	2010-12	250-2033
600 PRO RMK 155	2012-15	250-2033
600 PRO-RIDE RUSH	2010	250-2033
600 RACER	2017-20	250-2033
600 RMK 144	2003	250-2023
600 RMK 144/ES/INTL/155/ES ALL	2010-20	250-2033
600 RUSH PRO-R/PRO-S/PRO-X	2011-20	250-2033

CAM SLIDER SHOES

CODE = B

KEYWORD = 16



See Pages 508-509 for Images

TERMS & INDEX
NEW
HELMETS
HELMET ACCESSORIES
APPAREL
ACCESSORIES
TRACKS & SUSPENSION
STEERING
TRANS MISSION
PLOW & WINCH
WIND SHIELDS
BRAKES & CARB.
ENGINE PARTS
ELECTRICAL
TRAILER
CHEMICALS
TECH & TOOLS
P.O.P

Model	Year	Part No.
Polaris™		
600 RUSH XCR	2017-19	250-2033
600 SHIFT 136/ES/INTL	2011	250-2033
600 SWITCHBACK ALL	2010-20	250-2033
600 VOYAGER	2014-20	250-2033
600 WIDETRACK IQ	2010-17	250-2033
600 XC ALL	1999-03	250-2023
600 XCR	1994-98	250-2023
700 RMK	1997-00	250-2023
700 RMK 155	2010	250-2033
700 RMK ALL	2003	250-2023
700 XC EDGE F/O	2003	250-2023
700 XC SP/EDGE F/O	1999-03	250-2023
800 ASSAULT RMK/INTLL	2010	250-2033
800 AXYS PRO RMK	2016-20	250-2033
800 AXYS PRO-RMK/SKS	2017-20	250-2033
800 AXYS RMK ASSAULT	2017-18	250-2033
800 AXYS SKS	2016-20	250-2033
800 INDY (ALL)	2014-19	250-2033
800 IQ/ES/DRAGON ALL	2010	250-2033
800 PRO RMK 155/163 ALL	2011-15	250-2033
800 RMK ALL 144/155/ES	2010-15	250-2033
800 RMK ASSAULT 155/ES/	2011-19	250-2033
800 RMK KHAOS	2020	250-2033
800 RUSH PRO R, PRO S, PRO X ALL	2011-20	250-2033
800 SKS	2020	250-2033
800 SWITCHBACK ALL	2010-18	250-2033
800 TITAN	2018-20	250-2033
800 XC EDGE F/O/C SP EDGE (ALL)	2003	250-2023
800 XCR	1999-03	250-2023
850 AXYS PRO RMK	2019-20	250-2033
850 AXYS SKS	2019-20	250-2033
850 INDY ADVENTURE	2020	250-2033
850 INDY XC	2019-20	250-2033
850 INDY XCR	2020	250-2033
850 PRO-RMK	2019	250-2033
850 RMK KHAOS	2020	250-2033
850 RUSH PRO-S	2020	250-2033
850 RUSH XCR	2019	250-2033
850 RUSH/SWITCHBACK/SKS	2019-20	250-2033
850 SKS	2019-20	250-2033
850 SWITCHBACK ASSAULT	2019-20	250-2033
850 SWITCHBACK PRO-S	2019-20	250-2033
850 SWITCHBACK XCR/INTL	2019-20	250-2033
CLASSIC TOURING	1993-94	250-2023
	1996-00	
FRONTIER CLASSIC/TOURING	2003-05	250-2023
FS WIDETRACK IQ/INTL	2010-13	250-2033
FST IQ TOURING/INTL	2010	250-2033
INDY LITE, DELUXE, GT	1991-98	254-2023
INDY TRAIL, DELUXE	1993	254-2023
IQ TURBO LX/LXT/DRAGON	2008-14	250-2033
SPORT, GT	1991-92	254-2023
SPORT, TOURING, SUPER SPORT	1993-99	254-2023
STARLITE	1991-95	254-2023
SUPER SPORT (ALL)	2003	250-2023
TRAIL RMK/ES/TOURING/INTL/FLEET	2010	250-2033
TRANSPORT	1997-99	254-2023
TURBO IQ/LX ALL OPTIONS	2010-12	250-2033
WIDETRACK LX	2004-09	250-2023
WIDETRACK LX	2010-15	250-2033
Scorpion™		
***ALL MODELS	1970-81	250-2020
Ski-Doo™		
***ALL MODELS	1967-87	250-2020
*ALL FORMULA MODELS W/ T.R.A. CLUTCH	1985-97	252-2038
ADVENTURE V-800	2008	252-2038
ADVENTURE V-800	2008	252-2020
		252-2021
ALPINE II	1988-95	250-2021
BLIZZARD 5500, 9500 PLUS	1979-81	250-2024
BLIZZARD 9700	1982-84	250-2030

Model	Year	Part No.
Ski-Doo™		
BLIZZARD 7500 PLUS	1980-81	250-2024
ELAN 250	1988-96	250-2020
ELITE 1500	2004	252-2038
ELITE 1500	2004	252-2020
		252-2021
EVEREST 500, 500E, L.C.	1980-81	250-2024
EVEREST 500, 500E, L.C.	1982-83	250-2030
EXPEDITION 4-TEC	2004	252-2038
EXPEDITION LE/SE 600HO ETEC	2011-18	252-2038
EXPEDITION LE XTREME 600HO ETEC	2016-17	252-2038
EXPEDITION SPORT 550 F	2007-08	252-2020
EXPEDITION SPORT 550 F	2007-08	252-2021
EXPEDITION SPORT 550F	2011	252-2040
EXPEDITION SPORT 550F	2012-20	252-2039
EXPEDITION SPORT 600 ACE XP	2011-21	252-2039
EXPEDITION 900ACE	2014-20	252-2039
EXPEDITION SPORT V-800	2007-08	252-2020
		252-2021
EXPEDITION SPORT V-800	2007-08	252-2038
EXPEDITION TUV 600HO SDI	2009-10	252-2038
EXPEDITION TUV SE 1200	2010	252-2038
EXPEDITION TUV SE 600HO SDI	2010	252-2038
EXPEDITION TUV V-800	2007-09	252-2038
EXPEDITION V-1000	2005-06	252-2038
EXPEDITION LE/SE 1200	2011-13	252-2038
EXPEDITION SE 1200 XU	2014-17	252-2039
FORMULA 500	1997-98	250-2021
FORMULA 500 DELUXE	1997-01	250-2021
FORMULA 500 LC	2000	250-2021
FORMULA 583	1997	250-2021
FORMULA 583 DELUXE	1998-99	250-2021
FORMULA DELUXE 500 LC	1999-00	250-2021
FORMULA DELUXE 600	2000-01	250-2021
FORMULA DELUXE 670	1999	250-2021
FORMULA DELUXE 700	2000-01	250-2021
FORMULA DLX 380/500	1999-00	252-2020
		252-2021
FORMULA III	1996-00	250-2021
FORMULA III 600 LT	1998	250-2021
FORMULA III 600 R	1998-00	250-2021
FORMULA III 600, 700, 800	1998-00	252-2038
FORMULA III 600/700	1998-99	250-2021
FORMULA III 700 R	1998-00	250-2021
FORMULA III 800	1999-00	250-2021
FORMULA III LT	1996-97	250-2021
FORMULA MACH I	1989-94	250-2021
FORMULA MX	1986	250-2030
FORMULA MX	1987-93	250-2021
FORMULA MX, PLUS	1985	250-2030
FORMULA PLUS	1986-93	250-2021
FORMULA S	1996-00	250-2021
FORMULA S	2000	252-2020
		252-2021
FORMULA S ELECTRIC	1998	250-2021
FORMULA SL	1996-99	250-2021
FORMULA SLS	1996	250-2021
FORMULA SS	1996	250-2021
FORMULA STX	1996	250-2021
FORMULA STX LT(2)	1996	250-2021
FORMULA Z	1996-97	250-2021
FORMULA Z 500	1999	250-2021
FORMULA Z 583	1998-99	250-2021
FORMULA Z 600/700	2000	250-2021
FORMULA Z 670	1998-99	250-2021
FREERIDE 800R ETEC	2012-15	252-2038
FREESTYLE BACK COUNTRY 550 F	2007-08	252-2020
FREESTYLE BACK COUNTRY 550 F	2007-08	252-2021
FREESTYLE PARK 550 F	2007-08	252-2020
FREESTYLE PARK 550 F	2007-08	252-2021
FREESTYLE SESSION 300 F	2007-08	252-2020
FREESTYLE SESSION 300 F	2007-08	252-2021
FREESTYLE SESSION 550 F	2007	252-2020
FREESTYLE SESSION 550 F	2007	252-2021

* 254-2023 Also fit ATV/UTV's , please inquire for detail information.

* 252-2040 Is For Euro Models Only

CAM SLIDER SHOES

See Pages 508-509 for Images

CODE = B

KEYWORD = 16



Model	Year	Part No.
Ski-Doo™		
GRAND TOURING	1993-00	250-2021
GRAND TOURING 500	1996-01	250-2021
GRAND TOURING 500/600/700/800	2002	252-2038
GRAND TOURING 580	1996	250-2021
GRAND TOURING 583	1997-99	250-2021
GRAND TOURING 600	2000-03	250-2021
GRAND TOURING 670 SE	1996-98	250-2021
GRAND TOURING 700	1998-03	250-2021
GRAND TOURING 700,SE	1998-00	252-2038
GRAND TOURING 800 SE	2001	252-2038
GRAND TOURING LE 600HO ETEC	2010-18	252-2040
GRAND TOURING LE 900 ACE XR	2014-19	252-2039
GRAND TOURING LE & SE 1200	2012	252-2038
GRAND TOURING LE & SE 1200 XR	2013	252-2039
GRAND TOURING LE/SE 12004TEC XR	2014-17	252-2039
GRAND TOURING SE	1995-97	252-2038
GRAND TOURING SE 500	2003	252-2020
GRAND TOURING SE 500	2003	252-2021
GRAND TOURING SE 800 SDI	2003	252-2038
GRAND TOURING SPORT 550F	2011	252-2040
GRAND TOURING SPORT 550F	2012-17	252-2039
GRAND TOURING SPORT 600	2010-14	252-2040
GRAND TOURING SPORT 600ACE XP	2011-21	252-2039
GRAND TOURING V-1000	2003	252-2020
GRAND TOURING V-1000	2003	252-2021
GRAND TOURING V-1000	2003	252-2038
GRAND TROURING SPORT 550F	2011	252-2020
GRAND TROURING SPORT 550F	2011	252-2021
GSX 550 F	2007-08	252-2020
GSX 550 F	2007-08	252-2021
GSX 600 HO/SDI	2004-05	252-2020
GSX 600 HO/SDI	2004-05	252-2021
GSX 800 HO	2004-06	252-2038
GSX 800 HO/PTEK	2004-07	252-2020
GSX 800 HO/PTEK	2004-07	252-2021
GSX LE/SE 600HO ETEC	2009-15	252-2040
GSX LE 900ACE XS	2014-15	252-2039
GSX LE/SE 1200	2011-12	252-2038
GSX LE/SE 1200	2013-15	252-2039
GSX LTD 600 HO SDI	2007-08	252-2020
		252-2021
GSX LTD 600 HO SDI	2008	252-2038
GSX LTD 800 HO PTEK	2007	252-2038
GSX LTD 800 R	2008	252-2038
GSX LTD TOURING 600 HO SDI	2008	252-2038
GSX SE 800RE XR	2012-15	252-2038
GSX SPORT 500 SS	2007	252-2020
GSX SPORT 500 SS	2007	252-2021
GSX SPORT 500 SS	2008	252-2038
GSX SPORT 500 SS	2009	252-2040
GSX SPORT 550F	2010	252-2020
GSX SPORT 550 F	2010	252-2021
GSX SPORT 550F	2010	252-2040
GSX SPORT 600 HO SDI	2007-08	252-2020
GSX SPORT 600 HO SDI	2007-08	252-2021
GSX SPORT 600	2010	252-2040
GTX 550 F	2007-08	252-2020
GTX 550 F	2007-08	252-2021
GTX 600 HO	2005	252-2020
GTX 600 HO	2005	252-2021
GTX 600 HO SDI	2005-06	252-2020
GTX 600 HO SDI	2005-06	252-2021
GTX LE 600HO ETEC	2009	252-2040
GTX 800 HO	2005	252-2020
GTX 800 HO	2005	252-2021
GTX 800 HO	2005-06	252-2038
GTX LTD 600 HO SDI	2007	252-2020
GTX LTD 600 HO SDI	2007	252-2021
GTX LTD 600 HO SDI	2008	252-2038
GTX LTD 800 HO PTEK	2007	252-2020
GTX LTD 800 HO PTEK	2007	252-2021
GTX SPORT 500 SS	2007-08	252-2020
GTX SPORT 500 SS	2007-08	252-2021

Model	Year	Part No.
Ski-Doo™		
GTX SPORT 500 SS	2008	252-2038
GTX SPORT 500SS	2009	252-2040
GTX SPORT 600 HO SDI	2007	252-2020
GTX SPORT 600 HO SDI	2007	252-2021
GTX SPORT 600 HO SDI	2008	252-2038
LEGEND 500 SS	2004	252-2020
LEGEND 500 SS	2004	252-2021
LEGEND 500/600/700/800	2002	252-2038
LEGEND 600 HO SDI	2004	252-2020
LEGEND 600 HO SDI	2004	252-2021
LEGEND 700	2004	252-2020
LEGEND 700	2004	252-2021
LEGEND 800 SDI	2003-04	252-2020
LEGEND 800 SDI	2003-04	252-2021
LEGEND 800 SDI	2004	252-2038
LEGEND SE 800 SDI	2003	252-2038
LEGEND TOURING V-800	2007-08	252-2038
LEGEND TOURING V-800/TRAIL V-800	2007-08	252-2020
LEGEND TOURING V-800/TRAIL V-800	2007-08	252-2021
LEGEND TRAIL V-800	2007	252-2038
LEGEND V-1000	2003-05	252-2038
LEGEND V-1000	2003-05	252-2020
LEGEND V-1000	2003-05	252-2021
MACH 1	1996-99	250-2021
MACH 1, MACH Z	1998-03	252-2038
MACH Z 1000 SDI ALL	2005-07	252-2038
MACH Z ALL	1996-02	250-2021
MACH Z X	2007	252-2038
MX Z 1000 SDI RENEGADE	2006-07	252-2038
MX Z 440	1996-00	250-2021
MX Z 440 F	1997-98	250-2021
MX Z 440 F/500 F	2001	252-2020
MX Z 440 RACING	2006	252-2038
MX Z 500	1999-02	250-2021
MX Z 500 SB	2000	250-2021
MX Z 500 SS TRAIL/ADRENALINE	2004	250-2021
MX Z 500/600/600 HO/700/800	2003	252-2020
MX Z 500/600/600 HO/700/800	2003	252-2021
MX Z 500/600/700/800	2002-03	252-2038
MX Z 550 F	2007-08	252-2020
MX Z 550 F	2007-08	252-2021
MX Z 550 X	2007-09	252-2020
MX Z 550 X	2007-09	252-2021
MX Z 583	1996-98	250-2021
MX Z 600 HO	2003	252-2038
MX Z 600 HO ADRENALINE/X	2004	250-2021
MX Z 600 HO RENEGADE & X	2003-05	252-2020
MX Z 600 HO RENEGADE & X	2003-05	252-2021
MX Z 600 HO SDI	2004-05	252-2020
MX Z 600 HO SDI	2004-05	252-2021
MX Z 600 HO SDI ADRENALINE	2008	252-2038
MX Z 600 HO SDI ADRENALINE & X	2003-07	252-2020
MX Z 600 HO SDI ADRENALINE & X	2003-07	252-2021
MX Z 600 HO SDI RENEGADE	2008	252-2038
MX Z 600 HO SDI RENEGADE /X	2005-06	252-2020
MX Z 600 HO SDI RENEGADE /X	2005-06	252-2021
MX Z 600 HO TRAIL/ADREN/X	2003-05	252-2020
MX Z 600 HO TRAIL/ADREN/X	2003-05	252-2021
MX Z 600 SB	2000	250-2021
MX Z 600 SB BLACK	2000	250-2021
MX Z 600/600 HO	1999-03	250-2021
MX Z 670	1996-98	250-2021
MX Z 670 HO	1999	250-2021
MX Z 670 HO T.H.	1999	250-2021
MX Z 700	2001-03	250-2021
MX Z 800	2001	252-2038
MX Z 800	2002-03	250-2021
MX Z 800 HO ADRENALINE & X	2005-07	252-2020
MX Z 800 HO ADRENALINE & X	2005-07	252-2021
MX Z 800 HO ADRENALINE & X	2004-06	252-2038
MX Z 800 HO PTEK ADRENALINE	2007	252-2038
MX Z 800 HO RENEGADE	2004-06	252-2020
MX Z 800 HO RENEGADE & REN. X	2004-06	252-2038

* 252-2040 Is For Euro Models Only

gammapowersports.com

TERMS & INDEX

NEW

HELMETS

HELMET ACCESSORIES

APPAREL

ACCESSORIES

TRACKS & SUSPENSION

STEERING

TRANS MISSION

PLOW & WINCH

WIND SHIELDS

BRAKES & CARB.

ENGINE PARTS

ELECTRICAL

TRAILER

CHEMICALS

TECH & TOOLS

P.O.P

CAM SLIDER SHOES

CODE = B

KEYWORD = 16



See Pages 508-509 for Images

TERMS & INDEX
NEW
HELMETS
HELMET ACCESSORIES
APPAREL
ACCESSORIES
TRACKS & SUSPENSION
STEERING
TRANS MISSION
PLOW & WINCH
WIND SHIELDS
BRAKES & CARB.
ENGINE PARTS
ELECTRICAL
TRAILER
CHEMICALS
TECH & TOOLS
P.O.P

Model	Year	Part No.
Ski-Doo™		
MX Z 800 R RENEGADE & X	2008	252-2038
MX Z 800 R XP ADRENALINE	2008-10	252-2038
MX Z 800 REV	2002	252-2038
MX Z ADRENALINE 600HO ETEC	2009	252-2040
MX Z ADRENALINE / TRAIL 500 SS	2007	252-2020
MX Z ADRENALINE / TRAIL 500 SS	2007	252-2021
MX Z BLAIR MORGAN	2003	252-2020
MX Z BLAIR MORGAN SPECIAL EDITION	2003	252-2038
MX Z BLIZZARD 800 HO PTEK	2007	252-2038
MX Z RENEGADE/X 600HO ETEC	2009	252-2040
MX Z RENEGADE/X 800 HO PTEK	2007	252-2038
MX Z REV 600HO/800/007 SE	2003	252-2038
MX Z SPORT 550F	2011	252-2020
MXZ SPORT 550F	2011	252-2021
MX Z SPORT 550F	2011	252-2040*
MX Z SPORT 550F	2012-14	252-2039
MX Z SPORT 600	2010-17	252-2040*
MX Z SPORT 600ACE XP	2011-19	252-2039
MX Z TNT 500 SS	2008	252-2038
MX Z TNT 500SS	2009	252-2040*
MX Z TNT 550F	2010-11	252-2040*
MX Z TNT 550F	2011	252-2020
MXZ SPORT 550F	2011	252-2021
MX Z TNT 550F	2012	252-2039
MX Z TNT 600HO ETEC	2009	252-2038
MX Z TNT 600HO ETEC	2010-18	252-2040
MX Z TNT 600ACE	2011-12	252-2039
MX Z TNT 800R PTEK	2011	252-2038
MX Z TNT 800R ETEC	2011-17	252-2038
MX Z TNT 900 ACE XS	2014-19	252-2039
MX Z TNT 1200 4TEC XR	2014-17	252-2039
MX Z TRAIL 500 SS	2008	252-2038
MX Z TRAIL 500SS	2009	252-2040*
MX Z X 440	1998-03	252-2038
MX Z X 440 LC	2001	252-2038
MX Z X 440 RACING	2004-07	252-2038
MX Z X 600 HO SDI	2008	252-2038
MX Z X 600 HO SDI RENEGADE X	2008	252-2038
MX Z X 600 RS	2008-09	252-2038
MX Z X 600HO ETEC	2009-18	252-2040
MX Z X 600RS	2009-15	252-2038
MX Z XRS 600HO ETEC	2015-18	252-2040
MX Z X 800R ALL	2007-10	252-2038
MX Z X 800R ETEC	2011-17	252-2038
MX Z X-RS 800 HO PTEK	2007	252-2038
MX Z X-RS 800R ETEC	2011-17	252-2038
MX Z X 1200 4TEC XR	2013-17	252-2039
MX Z X / TNT 1200	2012	252-2038
NORDIK 50, 60	1987-91	250-2020
RANGER V-800	2008	252-2020
		252-2021
RANGER V-800	2008	252-2038
RENEGADE ADRENALINE 600HO ETEC	2010-18	252-2040
RENEGADE 800R HO/PTEK ALL	2010	252-2038
RENEGADE ADRENALINE 800R ETEC	2011-16	252-2038
RENEGADE ADRENALINE 900 ACE XS	2014-19	252-2039
RENEGADE ADRENALINE 1200 4TEC XR	2014-17	252-2039
RENEGADE BACK COUNTRY/X 600HO ETEC	2010-19	252-2040
RENEGADE BACK COUNTRY/X 800R ETEC	2011-18	252-2038
RENEGADE SPORT 550F	2010-11	252-2020
		252-2021
RENEGADE SPORT 550F	2010-11	252-2040
RENEGADE SPORT 550F	2012-14	252-2039
RENEGADE SPORT 600	2015-17	252-2040
RENEGADE SPORT 600 ACE	2011-21	252-2039
RENEGADE SP 800R PTEK	2011	252-2038
RENEGADE X	2004-06	252-2021
RENEGADE X 1200 4TEC XR	2013-17	252-2039
RENEGADE X & ADRENALINE 1200	2012	252-2038
RENEGADE X 600 HO ETEC	2010-19	252-2040
RENEGADE X 800RETEC	2011-18	252-2038
RENEGADE X-RS 800RETEC	2015	252-2038

* 252-2040 Is For Euro Models Only

Model	Year	Part No.
Ski-Doo™		
SCANDIC SWT V800	2010-12	252-2020
		252-2021
SKANDIC	1995-97	252-2038
SKANDIC 380, 500, TOURING	1995-00	250-2021
SKANDIC 380/500	1999-00	252-2020
		252-2021
SKANDIC 440	2002	252-2020
		252-2021
SKANDIC LT 440F	2003-07	252-2020
		252-2021
SKANDIC SUV 550F	2010	252-2038
SKANDIC SWT 600 ACE	2012-13	252-2039
SKANDIC SWT 600HO ETEC	2012-13	252-2038
SKANDIC SWT V-800	2007-12	252-2038
SKANDIC SWT/WT 550F XU	2014-19	252-2039
SKANDIC SWT/WT 600 ACE XU	2014-19	252-2039
SKANDIC SWT/WT 600 HO ETEC	2014-19	252-2038
SKANDIC SWT 900 ACE	2015-20	252-2039
SKANDIC TUNDRA	2010	252-2040
SKANDIC TUNDRA 300 F	2007-10	252-2020
		252-2021
SKANDIC TUNDRA LT 550 F	2008-11	252-2020
		252-2021
SKANDIC TUNDRA LT V-800	2007-09	252-2020
		252-2021
SKANDIC TUNDRA LT V-800	2008-09	252-2038
SKANDIC WT 550F XU	2012-13	252-2039
SKANDIC WT 600 ACE (4-STROKES)	2011-19	252-2039
	/ 2021	
SKANDIC WT 600HO ETEC	2014	252-2038
SKANDIC WT 900 ACE	2015-20	252-2039
SKANDIC WT/SUV 550F	2010-11	252-2038
SPECIAL EDITION	2003	252-2021
SUMMIT	1995-97	252-2038
SUMMIT	1994-00	250-2021
SUMMIT 600 HO SDI ADRENALINE	2008	252-2038
SUMMIT 1000 SDI HIGHMARK / X	2005-07	252-2038
SUMMIT 1000 SDI HIGHMARK/X	2005	252-2020
SUMMIT 1000 SDI HIGHMARK/X	2005	252-2021
SUMMIT 500 SS EVEREST	2009	252-2038
SUMMIT 550 F	2007-08	252-2020
SUMMIT 550 F	2007-08	252-2021
SUMMIT 600 HO SDI	2006-08	252-2020
SUMMIT 600 HO SDI	2006-08	252-2021
SUMMIT 600 HO/700/800 HO	2003	252-2020
SUMMIT 600 HO/700/800 HO	2003	252-2021
SUMMIT 600 HO/700/800 HO	2003	252-2038
SUMMIT 600/700/800	2001-02	252-2038
SUMMIT 800 HO	2004-05	252-2038
SUMMIT 800 HO	2004-06	252-2020
SUMMIT 800 HO	2004-06	252-2021
SUMMIT 800 HO ADRENALINE & X	2006	252-2038
SUMMIT 800 R ADRENALINE	2007	252-2038
SUMMIT 800 R EVEREST	2008-10	252-2038
SUMMIT 800 R XP HILLCLIMB	2009-10	252-2038
SUMMIT EVEREST 600HO ETC	2009-11	252-2040
SUMMIT EVEREST 800R ETEC	2009-11	252-2038
SUMMIT EVEREST 800R PTEK	2011	252-2038
SUMMIT FREERIDE 800R ETEC	2011	252-2038
SUMMIT SP 600HO ETEC	2012-15	252-2038
SUMMIT SP 600HO ETEC	2012-18	252-2040
SUMMIT SP 800R ETEC	2012-17	252-2038
SUMMIT SPORT 600	2010-11	252-2038
SUMMIT SPORT 600	2012-19	252-2040
SUMMIT SPORT 800R PTEK	2012-15	252-2038
SUMMIT X	2007	252-2038
SUMMIT X 600 HO	2009	252-2038
SUMMIT X 600HO ETEC	2010-11	252-2040
SUMMIT X 800 HO	2003	252-2020
		252-2021
SUMMIT X 800 HO	2003	252-2038
SUMMIT X 800 R	2008-10	252-2038
SUMMIT X 800R ETEC	2012-18	252-2038

CAM SLIDER SHOES

See Pages 508-509 for Images

CODE = B

KEYWORD = 16



TERMS & INDEX

Model	Year	Part No.
Ski-Doo™		
SUMMIT XRS	2007	252-2038
TUNDRA LT 550F	2011	252-2040
TUNDRA LT/WT 550F	2012-20	252-2039
TUNDRA LT 600 ACE XP	2014-21	252-2039
TUNDRA SPORT 550F	2011	252-2040
TUNDRA SPORT 550F	2012-19	252-2039
TUNDRA SPORT 600 ACE	2012-21	252-2039
TUNDRA STD	2011	252-2020
		252-2021
TUNDRA STD/SPORT 550F	2011	252-2020
		252-2021
TUNDRA XTREME 600HO ETEC	2012-19	252-2038
TUNDRA XTREME 600HO ETEC	2014-19	252-2040*
Sno-Jet™		
ALL MODELS	1968-74	250-2020
ASTRO 340, 440	1976-77	250-2035
SST 340, 440	1975-77	250-2035
THUNDER JET	1975	250-2035
Yamaha™		
APEX /LE	2010-18	253-3004
		253-3001
APEX ER	2006, 09	253-3004
APEX ER	2006, 09	253-3001
APEX GT	2006-10	253-3004
APEX GT	2006-10	253-3001
APEX LTX/LTX GT	2008-10	253-3004
APEX LTX	2008-10	253-3001
APEX MOUNTAIN	2006-07	253-3004
APEX MOUNTAIN	2006-07	253-3001
APEX MTX	2008-10	253-3004
APEX MTX	2008-10	253-3001
APEX RTX ALL	2006-09	253-3004
APEX RTX ALL	2006-09	253-3001
APEX SE	2011-15	253-3004
APEX SE	2011-12	253-3001
APEX XTX	2011-18	253-3004
APEX XTX	2011-12	253-3001
AREX	2007	253-3004
		253-3001
ATTAK	2006-07	253-3004
ATTAK	2006-07	253-3001
BR 250, T, TS	1982-05	250-2031
EF 410	1992-00	250-2029
EL	1973-	250-2028
ENTICER	1977-91	250-2028
ET 410	1992-01	250-2029
EW	1972-73	250-2028
EX 340, 440	1978-81	250-2029
EXCEL	1981-88	250-2028
EXCEL V	1979-80	250-2029
EXCITER 570	1987-93	250-2029
FX NYTRO	2008-11	253-3003
FX NYTRO ALL	2008-14	253-3004
FX NYTRO ALL	2008-11	253-3001
GP	1971-78	250-2028
GPX	1974-75	250-2028
GS	1975-77	250-2028
INWITER	1986-89	250-2028
MOUNTAIN-MAX	2003	253-3003
MOUNTAIN MAX 600	1997-02	253-3001
MOUNTAIN MAX 600	1997-02	253-3003
MOUNTAIN MAX 700	1997-03	253-3001
MOUNTAIN MAX 700	1997-02	253-3003
MOUNTAIN MAX 800	1997	253-3001
MOUNTAIN MAX 800	1997	253-3003
MOUNTAIN SRX 700	1998	253-3003
NYTRO	2006-07	253-3004
		253-3001
NYTRO/ER	2006-07	253-3003
PHAZER	1984-85	250-2029
PHAZER	2007-09	253-3001
PHAZER II/II LE	1996	253-3003
PHAZER 480	1995-99	253-3001

* 252-2040 Is For Euro Models Only

gammapowersports.com

Model	Year	Part No.
Yamaha™		
PHAZER 500	1999-01	253-3003
PHAZER 500	1999-01	253-3001
PHAZER 500 DELUXE	2001	253-3001
PHAZER 500 DELUXE (ELEC START)	2001	253-3003
PHAZER 500 ELECTRIC START	2000	253-3001
PHAZER 500 MOUNTAIN LITE	2001	253-3001
PHAZER ELECTRIC START 480	1995-98	253-3001
PHAZER FX	2007	253-3001
PHAZER GT	2007-12	253-3001
PHAZER MOUNTAIN LITE	2008	253-3001
PHAZER MOUNTAIN LITE 480	1997	253-3001
PHAZER MOUNTAIN LITE 480	1997-99	253-3003
PHAZER MOUNTAIN LITE 500	2000-01	253-3003
PHAZER MTN. LITE	2007	253-3001
PHAZER MTX	2009-11	253-3001
PHAZER RTX	2008-11	253-3001
PHAZER SS	1997-98	253-3003
PHAZER SS ELECTRIC	1997-98	253-3003
PHAZER ST 480	1995-98	253-3001
RAGE	2006-07	253-3003
RAGE	2006-07	253-3004
	2006-07	253-3001
RAGE GT	2007	253-3003
RAGE GT	2007	253-3001
RS RAGE	2005	253-3003
RS RAGE	2005	253-3001
RS VENTURE	2010-11	253-3004
RS VENTURE	2005-10	253-3003
RS VENTURE 2-PASS	2008-09	253-3004
RS VENTURE GT	2011	253-3004
RS VENTURE GT 2-PASS	2008-09	253-3004
RS VECTOR	2008-09	253-3004
RS VECTOR	2008-09	253-3001
RS VECTOR	2005, 08-09	253-3001
RS VECTOR ER	2005	253-3001
RS VECTOR GT	2008-11	253-3004
RS VECTOR GT	2008-11	253-3001
		253-3004
RS VECTOR LT/X	2008-09	253-3003
RS VECTOR LTX	2008-15	253-3001
		253-3004
RS VECTOR LTX/LTX GT	2008-09	253-3004
RS VECTOR/GT	2008-11	253-3003
RS VENTURE/GT	2008-17	253-3001
		253-3004
RS VENTURE GT	2008-10	253-3003
RS VECTOR/ER	2005	253-3003
RS VECTOR MOUNTAIN	2005	253-3003
RS VENTURE XTX	2016-20	253-3001
		253-3004
RS VIKING PRO	2006-15	253-3001
		253-3004
RS VIKING PROFESSIONAL	2008-10	253-3004
RS VIKING PROFESSIONAL	2008-10	253-3003
RX WARRIOR	2004-05	253-3001
RX-1 ALL	2003-05	253-3001
RX-1 /ER/LE/MOUNTAIN	2003	253-3003
SL	1968-74	250-2028
SM	1973-74	250-2028
SR, SW	1971-73	250-2028
SRV	1980-91	250-2029
SRX	1977-81	250-2031
SRX 600	1998-99	253-3001
SRX 600	1998-99	253-3003
SRX 700	1998-02	253-3001
SRX 700	1998-02	253-3003
SS	1970-71	250-2028
SS 440	1980-83	250-2029
SSR 440	1978-	250-2029
SX 500	2001	253-3001
SX 600	2001-03	253-3001

NEW

HELMETS

HELMET ACCESSORIES

APPAREL

ACCESSORIES

TRACKS & SUSPENSION

STEERING

TRANS MISSION

PLOW & WINCH

WIND SHIELDS

BRAKES & CARB.

ENGINE PARTS

ELECTRICAL

TRAILER

CHEMICALS

TECH & TOOLS

P.O.P

CAM SLIDER SHOES

CODE = B

KEYWORD = 16



See Pages 508-509 for Images

Model	Year	Part No.
Yamaha™		
SX 700	2001	253-3001
SX VENOM	2004-06	253-3001
SX VENOM	2004-06	253-3003
SX VENOM ER	2004-05	253-3003
SX VIPER	2002-03	253-3003
SX VIPER 700	2002-04	253-3001
SX VIPER ER	2003-04	253-3003
SX VIPER MOUNTAIN	2003-06	253-3001
SX VIPER MOUNTAIN	2003-06	253-3003
SX VIPER S	2004	253-3003
SX VIPER S	2004	253-3001
SX500	2000	253-3001
SX500	2001	253-3003
SX500R	2000-01	253-3003
SX600	2000	253-3001
SX600R	2000-03	253-3003
SX700	2000	253-3001
SX700SD/SX700R	2001	253-3003
SRVIPER LTX/RTX	2014-19	253-3001
		253-3004
VENTURE	2006	253-3004
VECTOR	2006	253-3003
VECTOR ALL	2006-07	253-3004
VECTOR ER	2006-07	253-3003
VECTOR ER/GT/LTX	2006-07,	253-3001
	12	253-3004
VECTOR GT	2006-07	253-3003
VECTOR MOUNTAIN	2006-07	253-3003
VECTOR MOUNTAIN	2006-07	253-3001
		253-3004
VENTURE	2007	253-3003
VENTURE/GT/2-PASS	2006-07	253-3001
		253-3004
VENTURE 480	1991-00	250-2029
VENTURE 480	1997-98	253-3001
VENTURE 500	1997-01	253-3001
VENTURE 500	1997-01	253-3003
VENTURE 500 XL	1999	253-3003
VENTURE 600	1997-06	253-3001
VENTURE 600	1997-06	253-3003
VENTURE 700	1998-02,	253-3003
	04	
VENTURE 700	1999-04	253-3001
VENTURE GT	2006-07	253-3001
VENTURE GT	2007	253-3003
VENTURE LITE	2010-13	253-3001
VENTURE LITE 2-PASS	2007-09	253-3001
VENTURE TR 480	1996	253-3001
VENTURE XL	2000/06	253-3003
VENTURE XL 480	1995-96	253-3001
VIKING 540	1995-02	253-3001
VK 540	1988-05	250-2029
VK 540 III	2003-05	253-3001
VK PRO	2011-20	253-3001
VK PROFESSIONAL (VK10W)	2006-07	253-3003
VMAX 500	1994-01	253-3003
VK 540	2017-20	253-3001
	201-19	253-3004
V-MAX 500	1994-00	253-3001
V-MAX 500 DELUXE	1994-96,	253-3001
	01	
VMAX 500 DELUXE	1999-01	253-3003

Model	Year	Part No.
Yamaha™		
VMAX 500 DX	1994-96	253-3003
V-MAX 500 ELECTRIC START	1994-96	253-3001
VMAX 500 LE	1994-96	253-3003
V-MAX 500 ST	1994	253-3001
VMAX 500 ST	1994	253-3003
V-MAX 500 SX	1999	253-3001
V-MAX 500 XT	1996-98	253-3001
VMAX 500 XT	1997-99	253-3003
VMAX 500 XTC	1997-98	253-3003
VMAX 500 XTC DELUXE	1998	253-3003
V-MAX 500 XTC/XTCE/XTCR/XTR	1998	253-3001
VMAX 500 XT PROACTION PLUS	1996	253-3003
VMAX 500 XTR	1998	253-3003
VMAX 540	1983-91	250-2029
VMAX 600	1994-96	253-3003
V-MAX 600	1994-96	253-3001
VMAX 600 DELUXE	1999-01	253-3003
V-MAX 600 DELUXE	1994-96	253-3001
	2000-02	
VMAX 600 DX	1994-96	253-3003
V-MAX 600 ELECTRIC START	1994-96	253-3001
V-MAX 600 ER	2003	253-3001
V-MAX 600 ER	1999	253-3001
VMAX 600ER	2002-03	253-3003
VMAX 600 LE	1994-96	253-3003
VMAX 600 MOUNTAIN MAX	1996	253-3003
V-MAX 600 ST	1995-96	253-3001
VMAX 600 ST	1994-95	253-3003
V-MAX 600 SX	1997-99	253-3001
VMAX 600 SX	1997-99	253-3003
V-MAX 600 SXB	1999	253-3001
VMAX 600 SXS	1998	253-3003
VMAX 600 XT	1996-97	253-3003
VMAX 600 XTC DELUXE	1997-98	253-3003
V-MAX 600 XT/XTR/XTCE/XTCD/XTCR	1996-98	253-3001
VMAX 600 XTR	1998	253-3003
V-MAX 600ST	1994	253-3001
VMAX 700	1999-00	253-3003
VMAX 700 DELUXE	1999-01	253-3003
V-MAX 700 ER	1999	253-3001
VMAX 700 SX	1997-99	253-3003
V-MAX 700 SX	1997-98	253-3001
V-MAX 700 SXB	1999	253-3001
VMAX 700 SXS	1998	253-3003
VMAX 700 XT	1998	253-3003
V-MAX 700 XT/XTC/XTCD/XTCP	1998	253-3001
VMAX 700 XTC	1998	253-3003
VMAX 700 XTC DELUXE	1998	253-3003
VMAX 700 XTCP	1998	253-3003
V-MAX 700/DELUXE	1999-02	253-3001
VMAX 700ER	2002	253-3003
V-MAX 750	1994	253-3001
VMAX-4 800	1995-97	253-3003
VMAX-4 MOUNTAIN MAX	1996	253-3003
VMAX-4 ST	1995	253-3003
V-MAX 800 (ALL)	1995-97	253-3001
VT500C	1999	253-3003
VT500XLF	2001	253-3003
VX700F	2001	253-3003
VX800AQA	1997	253-3003
XL-V 540	1985-90	250-2029
YVXC	1988	253-3001

TERMS & INDEX

NEW

HELMETS

HELMET ACCESSORIES

APPAREL

ACCESSORIES

TRACKS & SUSPENSION

STEERING

TRANS MISSION

PLOW & WINCH

WIND SHIELDS

BRAKES & CARB.

ENGINE PARTS

ELECTRICAL

TRAILER

CHEMICALS

TECH & TOOLS

P.O.P

PRECISION CUT TOP & BOTTOM SPROCKETS

CODE = C **KEYWORD = 16B**
Standard Sprockets

CODE = B **KEYWORD = CLR**
X-Series Sprockets

TEAM INDUSTRIES

- World's largest after-market sprocket manufacturer.
- The ultimate insurance policy for all snowmobiles.
- Superior strength with a lifetime replacement warranty against breakage.
- Each sprocket cut precisely to insure proper fitment and deliver maximum efficiency.
- Heat treated, case hardened, machined billet steel sprockets.
- Order Chain to match sprocket width



ARCTIC CAT™ TOP 11-WIDE SPROCKETS

Arctic cat, all models 1993 and older

Standard	X-Series	Description
240-1122	—	22T Sprocket, 13T Internal
—	240-1124X	24T Sprocket, 13T Internal
—	240-1125X	25T Sprocket, 13T Internal
—	240-1126X	26T Sprocket, 13T Internal

ARCTIC CAT™ BOTTOM 13-WIDE SPROCKETS

Arctic Cat, 1993-2011 See optional 15W on next page

Standard	X-Series	Description
—	240-1334X	34T Sprocket, 15T Internal
240-1335	—	35T Sprocket, 15T Internal
—	—	36T Sprocket, 15T Internal
240-1341	—	41T Sprocket, 15T Internal
240-1342	—	42T Sprocket, 15T Internal

ARCTIC CAT™ TOP 15-WIDE SPROCKETS

Arctic Cat, 1993-Present. OPTIONAL

X-Series	Description
240-1522X	22T Sprocket, 13T Internal
240-1523X	23T Sprocket, 13T Internal
240-1524X	24T Sprocket, 13T Internal

BRP™ / SKI-DOO™ TOP 13-WIDE SPROCKET

All models, 1994-present, including new Summit 1000 05-07

Standard	X-Series	Description
242-1319	—	19T Sprocket, 15T Internal TPS
242-1320	—	20T Sprocket, 15T Internal TPS
242-1321	—	21T Sprocket, 15T Internal TPS
242-1322	—	22T Sprocket, 15T Internal TPS
242-1323	—	23T Sprocket, 15T Internal TPS
242-1324	—	24T Sprocket, 15T Internal TPS
242-1325	—	25T Sprocket, 15T Internal TPS
242-1326	—	26T Sprocket, 15T Internal TPS
242-1327	—	27T Sprocket, 15T Internal TPS

BRP™ / SKI-DOO™ BOTTOM 13-WIDE SPROCKET

All models, 1994-present, not including new Summit 1000 05-07

Standard	X-Series	Description
242-1343	—	43T Sprocket, 17T Internal
242-1344	—	44T Sprocket, 17T Internal

Note: X-SERIES ARE SPX

ARCTIC CAT™ TOP 13-WIDE SPROCKETS

ARCTIC CAT, 1993-2011 SEE OPTIONAL 15W ON NEXT PAGE

Standard	X-Series	Description
240-1316	—	16T Sprocket, 13T Internal
240-1317	—	17T Sprocket, 13T Internal
240-1319	—	19T Sprocket, 13T Internal
240-1320	—	20T Sprocket, 13T Internal
240-1321	—	21T Sprocket, 13T Internal
240-1322	—	22T Sprocket, 13T Internal
240-1323	—	23T Sprocket, 13T Internal
240-1324	—	24T Sprocket, 13T Internal
240-1325	—	25T Sprocket, 13T Internal
—	240-1326X	26T Sprocket, 13T Internal

BRP™ / SKI-DOO™ TOP 11-WIDE SPROCKET OPTIONAL

All models, 1994-present, including new Summit 1000 05-07

X-Series	Description
242-1125X	25T Sprocket, 15T Internal

BRP™ / SKI-DOO™ BOTTOM 13-WIDE SPROCKET

XP, 08-13

Standard	Description
242-2336	36T Sprocket, 32T Internal
242-2338	38T Sprocket, 32T Internal
242-2340	40T Sprocket, 32T Internal
242-2341	41T Sprocket, 32T Internal
242-2342	42T Sprocket, 32T Internal
242-2343	43T Sprocket, 32T Internal
242-2344	44T Sprocket, 32T Internal
242-2345	45T Sprocket, 32T Internal
242-2346	46T Sprocket, 32T Internal
242-2347	47T Sprocket, 32T Internal
242-2348	48T Sprocket, 32T Internal
242-2349	49T Sprocket, 32T Internal

PRECISION CUT 3/4" WIDE "HYVO" TOP & BOTTOM GEARS

CODE = C

KEYWORD = 16B

CODE = B

KEYWORD = CLR

Standard Sprockets

X-Series Sprockets

3/4" HYVO TOP SPROCKETS FOR POLARIS

- Does not interchange with any previous model or style.
- Use with 3/4" wide chain only!
- Superior strength with a lifetime replacement against breakage.
- Each sprocket cut precisely to insure proper fitment and deliver maximum efficiency.
- Heat treated, case hardened, machined steel sprocket.



POLARIS™ HYVO 3/4" TOP SPROCKETS

1996 to Present with P85 Clutch. Also converts all 95 & older Polaris models to HYVO

Standard	X-Series	Description
240-3417	—	17T Sprocket, 15T Internal
240-3418	—	18T Sprocket, 15T Internal
240-3420	—	20T Sprocket, 15T Internal
240-3421	—	21T Sprocket, 15T Internal
240-3422	—	22T Sprocket, 15T Internal
240-3423	—	23T Sprocket, 15T Internal
240-3424	—	24T Sprocket, 15T Internal
240-3425	—	25T Sprocket, 15T Internal

POLARIS™ HYVO 3/4" BOTTOM SPROCKETS

1996 to Present with P85 Clutch

Standard	Description
240-3433	Sprocket, 33T, 15T Internal
240-3436	Sprocket, 36T, 15T Internal
240-3437	Sprocket, 37T, 15T Internal
240-3438	Sprocket, 38T, 15T Internal
240-3439	Sprocket, 39T, 15T Internal
240-3440	Sprocket, 40T, 15T Internal
240-3441	Sprocket, 41T, 15T Internal
240-3442	Sprocket, 42T, 15T Internal
240-3443	Sprocket, 43T, 15T Internal
240-3444	Sprocket, 44T, 15T Internal



PRECISION CUT TOP & BOTTOM SPROCKETS

POLARIS™

- World's largest after-market sprocket manufacturer.
- The ultimate insurance policy for all snowmobiles.
- Superior strength with a lifetime replacement warranty against breakage.
- Each sprocket cut precisely to insure proper fitment and deliver maximum efficiency.
- Heat treated, case hardened, machined billet steel sprockets.
- Order Chain to match sprocket width



POLARIS™ TOP 11-WIDE SPROCKET

Polaris, all models 1994 and older

Standard	X-Series	Description
—	240-1124X	Sprocket, 24T, 13T Internal
—	240-1125X	Sprocket, 25T, 13T Internal
—	240-1126X	Sprocket, 26T, 13T Internal

POLARIS™ TOP 11-WIDE SPROCKET

Fits 96-97 500cc and Larger with P85 Clutch (Optional)

X-Series	Description
244-2123X	Sprocket, 23T 15T Internal

POLARIS™ BOTTOM 13-WIDE SPROCKET

Polaris 1995 and older models

Standard	X-Series	Description
—	240-1334X	34T Sprocket, 15T Internal
240-1335	—	35T Sprocket, 15T Internal
240-1341	—	41T Sprocket, 15T Internal
240-1342	—	42T Sprocket, 15T Internal

POLARIS™ TOP 13-WIDE SPROCKET

Polaris 1997 and older models

Standard	X-Series	Description
240-1316	—	—
240-1319	—	Sprocket, 19T, 13T Internal
240-1320	—	Sprocket, 20T, 13T Internal
240-1321	—	Sprocket, 21T, 13T Internal
240-1322	—	Sprocket, 22T, 13T Internal
240-1323	—	Sprocket, 23T, 13T Internal
240-1324	—	Sprocket, 24T, 13T Internal
240-1325	240-1326X	Sprocket, 25T, 13T Internal

POLARIS™ TOP 15-WIDE SPROCKET

Fits 96-97 500cc and Larger with P85 Clutch (Optional)

Standard	X-Series	Description
244-2517	244-2517X	17T Sprocket, 15T Internal
—	244-2518X	18T Sprocket, 15T Internal

Note: X-SERIES ARE SPX 

YAMAHA™ BOTTOM 13-WIDE SPROCKETS

1994-2003 Yamaha SX and Vmax

Standard	X-Series	Description
—	240-1334X	34T Sprocket, 15T Internal
240-1335	—	35T Sprocket, 15T Internal
240-1341	—	41T Sprocket, 15T Internal
240-1342	—	42T Sprocket, 15T Internal

Note: X-SERIES ARE SPX 

YAMAHA™ TOP 15-WIDE SPROCKETS OPTIONAL

1994-2003 Yamaha SX and Vmax Optional

Standard	X-Series	Description
244-2517	244-2517X	17T Sprocket, 15T Internal
—	244-2518X	18T Sprocket, 15T Internal

KLOTZ SYNTHETIC CHAIN CASE LUBE

Klotz Black Formula Hi-Performance Chain Case Lube contains graphite molecules for reduced friction and surface drag. Provides maximum power and performance in extreme hot and cold conditions. Penetrates deep into chain rollers to loosen stiff links and extend chain and sprocket life. Eliminates rust and corrosion on chains and sprockets.

Quantity	Part No.	Code	Keyword
10/12oz.	910-5000	C	24



TORCO SCC Synthetic Chaincase Oil

SCC Synthetic Chain Case Oil is a 100% Synthetic base fluid designed to protect all critical drive components found in snowmobile chain cases. It is an MPZ fortified formula that provides excellent anti-friction, anti-wear and shock load protection. Highly recommend for racing applications.

Quantity	Part No.	Code	Keyword
12/1 Pint Bottles	920-2054	C	24



CHAIN CASE LUBE

100% SYNTHETIC CHAIN CASE LUBRICANT

NOTE: Part Numbers that have a Quantity of 12 are SOLD BY CASE...1 CASE = 12 BOTTLES

Full synthetic chain case lubricant specifically formulated to maintain exceptional flow in extreme cold temperatures. Robust, shear-stable formulation combines high quality synthetic base stocks with industry leading extreme pressure and anti-wear additives to ensure maximum protection for highly loaded chains and sprockets. Advanced additive system ensures protection from oxidation and corrosion.

Features and Benefits:

- Formulated to maintain exceptional flow in extreme cold
- Shear stable formula maintains viscosity and minimizes chain and sprocket wear
- Robust anti-wear and extreme pressure chemistries provide protection under high loads
- Advanced additive system keeps surfaces free of corrosion and minimizes oxidation
- Extends chain life by minimizing stretch and wear

Applications:

For all snowmobiles and ATVs with enclosed chain cases. Can be used in ATV, side-by-side and UTV differentials or transmissions recommending a 140wt gear oil.

Part No.	Description	Quantity/Size	Code	Keyword
920-4011	Chain Case Lubricant	12/16oz	B	24



SPX DRIVE CHAIN

KEYWORD = 16B

- Available in 11, 13, and 15 width.
- Fits all Erlandson, SPX, Polaris™, Arctic Cat™, Ski-Doo™, and Yamaha™ sprockets.
- All Chains are OEM link Belt



Part No.	Part No.	Part No.
11 Wide Chain	13 Wide Chain	15 Wide Chain
240-1164	240-1364	240-1564
240-1166	240-1366	—
240-1168	240-1368	240-1568
240-1170	240-1370	—
240-1172	240-1372	—
240-1174	240-1374	240-1574

SPX SILENT CHAIN

- Original equipment products direct from OEM supplier
- Ski-Doo™ XP, XM, XS 2008-Current



Links	13 Wide	Code	Keyword
100	240-1300	C	16B
102	240-1302	C	16B
104	240-1304	B	16B
106	240-1306	B	16B
110	240-1310	C	16B
112	240-1312	C	16B

HYVO CHAIN

- Fits 1998 and new Polaris™ models with P-85 clutches.
- Does not interchange with any previous model or style chain or sprocket.
- used with 3/4 sprockets only!

HYVO Chain	Code	Keyword	Length	Width
240-3468	C	16B	68	3/4
240-3470	C	16B	70	3/4
240-3472	C	16B	72	3/4
240-3474	C	16B	74	3/4
240-3476	C	16B	76	3/4



HOW TO MEASURE A CHAIN

Count the No. of pins
ex: 64 pins



Count the No. of plates wide
ex: 13 plates



= 240-13 64
plates pins

TERMS & INDEX
NEW
HELMETS
HELMET ACCESSORIES
APPAREL
ACCESSORIES
TRACKS & SUSPENSION
STEERING
TRANS MISSION
PLOW & WINCH
WIND SHIELDS
BRAKES & CARB.
ENGINE PARTS
ELECTRICAL
TRAILER
CHEMICALS
TECH & TOOLS
P.O.P

CLUTCH PIN KITS FOR BRP™

Part No.	Description	Code	Keyword
232-5000	10.5/15.5 gram.	C	16B
232-5001	13.8/19.6 gram.	C	16B
232-5002	13.8/23.2 gram	C	16B



TEAM TIED DRIVEN CLUTCH (UNCALIBRATED)

TEAM Industries introduces the most advanced driven clutch in the snowmobile industry. The TEAM Tied Driven Clutch is an improvement from the TSS-04, in that the moveable sheave opens axially to the stationary sheave without rotational movement. This translates to no scrubbing motion on the belt face producing less heat and friction. Additionally all torque is transmitted through the helix, making clutch tuning much more precise. This clutch was developed using the extensive testing and design resources of TEAM Industries, Inc.

FEATURES:

- Instant Back shift
- Cooler Running
- Increased Belt Lift
- No Engine Reverse Clunk
- Unrivaled Torque Sensing
- Helix Angles Typically 14° Higher Than TSS-04
- Greater Efficiency Allows Lower Spring Rates
- Higher Top End
- Eight Years of Developing and Testing



CAPACITY:

- 350+ Horsepower

Part No.	Description	Application	Code	Keyword
250-2150	Clutch, Tied, 1" Keyed	All models 1995-2004, 2005-2010 Arctic Cat™ race models only Arctic Cat™ (Non Diamond Drive)	C	16
250-2150	Clutch, Tied, 1" Keyed	All models 1995-2004, 2005-2010 Polaris™ models only pre '05 Polaris™ All Polaris™ models 1997 to 2005 and 2006-2010 race IQ (not 900 Fusion)	C	16
254-2150	Clutch, Tied, Splined	Polaris™: All models 2006-2012 except IQ racer models	C	16
252-2150	Clutch, Tied	All Ski-Doo™ models 2000-2007, 2008-2012 with TEAM jackshaft conversion 2008-2010 Yamaha™ Nytro uses this with conversion shaft	C	16

TEAM ACCESSORIES



DELTRIN WASHER

3-PK

Part No.	Code	Keyword
250-2212	C	16



REPLACEMENT BUSHINGS

Part No.	Description	Code	Keyword
250-2210	Fits TSS98	C	16
250-2211	Fits TSS-04	C	16



LARGE WIRE RETAINING CUP

Part No.	Code	Keyword
250-2214	C	16

YAMAHA™ NYTRO JACKSHAFT

Must use Tied clutch only

Part No.	Code	Keyword
253-2140	B	CLR



TEAM TIED HELIX LISTING FOR POLARIS™, SKI-DOO™ & YAMAHA™

Part No.	Team No.	1st Track	Type	2nd Track	Type	Code	Keyword
250-2254	960004	76-61 ER	0.46	76-63 ER	0.46	B	CLR
250-2259	960009	66-62 ER	0.33	66-60 ER	0.33	B	CLR
250-2260	960010	76-61 ER	0.46	73-61 ER	0.36	C	16
250-2263	960013	66-62 ER	F	64-60 ER	F	C	16
250-2264	960014	78-63 ER	0.46	78-61 ER	0.46	B	CLR
250-2265	960015	78-65 ER	0.46	78-63 ER	0.46	B	CLR
250-2282	960037	57-54	F	55-52	F	B	CLR
250-2287	960045	66-56ER	F	64-54ER	F	C	16

(ER) - ENGINE REVERSE SUPPORT SPRING



TEAM TIED HELIX

Part No.	Team No.	1st Track	Type	2nd Track	Type	Code	Keyword
250-2254	960004	76-61	ER 0.46	76-63	ER 0.46	B	CLR
250-2259	960009	66-62	ER 0.33	66-60	ER 0.33	B	CLR
250-2260	960010	76-61	ER 0.46	73-61	ER 0.36	C	16
250-2263	960013	66-62	ER F	64-60	ER F	C	16
250-2264	960014	78-63	ER 0.46	78-61	ER 0.46	B	CLR
250-2265	960015	78-65	ER 0.46	78-63	ER 0.46	B	CLR
250-2282	960037	57-54	F	55-52	F	B	CLR
250-2287	960045	66-56	ER F	64-54	ER F	C	16

(ER) - ENGINE REVERSE SUPPORT SPRING




TEAM SECONDARY SPRINGS

TSS -04/TIED CLUTCH SECONDARY SPRINGS

Part No.	Team No.	Force lbs. @ 2.2" - 1.1"	Colour	Code	Keyword
250-2300	210176	140-240	Red/Black	C	16
250-2301	210177	120-220	Red/Green	C	16
250-2302	210178	100-200	Red/White	C	16
250-2303	210179	125-275	Red/Gray	C	16
250-2304	210180	100-150	Red/Yellow	C	16
250-2305	210181	140-200	Red/Dark Blue	C	16
250-2306	210182	155-222	Black	C	16
250-2307	210184	140-260	Red/Pink	C	16
250-2308	210185	160-260	Black/White	C	16
250-2309	210186	140-220	Black/Green	C	16
250-2310	210193	160-240	Black/Purple	C	16
250-2311*	210278	163-300	Black/Gold	C	16
250-2312*	210279	160-280	Black/Silver	C	16
250-2313*	210280	180-280	Black/Orange	C	16
250-2314*	210281	180-300	Black/Lime Green	C	16
250-2315	955556	180-260	Black/Yellow	C	16
250-2316	955557	170-240	Gold/Black	C	16
250-2317	210194	140-300	Black/White/Red	C	16
250-2318	210195	200-325	Black/White/Blue	C	16

*Part No. 250-2214 Large wire retaining cup required See Page 518




TEAM PRIMARY SPRINGS

Primary springs control engagement. Fine-tune your primary clutch with TEAM springs manufactured from the highest quality materials.


ARCTIC CAT™ PRIMARY SPRINGS

Part No.	Force lbs. @ 2.562" - 1.312"	Colour	Code	Keyword
251-1200	114-267	Lime Green - Yellow	C	16
251-1201	121-240	Lime Green - Purple	C	16
251-1202	122-285	Lime Green - White	C	16
251-1205	125/310	Lime Green - Black	C	16



SKI-DOO™ PRIMARY SPRINGS

Part No.	Force lbs. @ 74-42mm	Colour	Code	Keyword
252-1300	160lbs. - 290lbs.	Yellow/Green	C	16
252-1301	200lbs. - 320lbs.	Yellow/Blue	C	16
252-1302	200lbs. - 290lbs.	Yellow/Red	C	16
252-1303	230lbs. - 350lbs.	Yellow/Black	C	16
252-1304	230lbs. - 380lbs.	Yellow/Orange	C	16
252-1307	160lbs. - 260lbs.	Yellow/Purple	C	16
252-1308	240lbs. - 430lbs.	Yellow/Light Blue	C	16
252-1309	150lbs. - 240lbs.	Yellow/Gold	C	16
252-1310	200lbs. - 380lbs.	Yellow/Pink	C	16
252-1312	160lbs. - 320lbs.	Yellow/Almond	C	16
252-1313	160lbs. - 380lbs.	Yellow/Purple/White	C	16
252-1314	270lbs. - 460lbs.	Yellow/Black/Green	C	16



POLARIS™ PRIMARY SPRINGS (STEEL)

Part No.	Force lbs. @ 2.5" - 1.19"	Rate	Colour	Code	Keyword
254-1200	140lbs. - 330lbs.	145	Green	C	16
254-1201	100lbs. - 275lbs.	134	Black	C	16
254-1202	120lbs. - 310lbs.	145	White	C	16
254-1203	140lbs. - 320lbs.	137	Red	C	16
254-1204	165lbs. - 310lbs.	111	Orange	C	16
254-1205	150lbs. - 310lbs.	122	Blue	C	16
254-1207	120lbs. - 340lbs.	168	Bright Yellow	C	16
254-1208	150lbs. - 340lbs.	145	Bright Green	C	16
254-1209	165lbs. - 327lbs.	123.7	Almond	C	16
254-1210	165lbs. - 344lbs.	136.6	Silver	C	16
254-1211	180lbs. - 345lbs.	126	Gold	C	16
254-1212	180lbs. - 320lbs.	106	Pink	C	16



TERMS & INDEX
NEW
HELMETS
HELMET ACCESSORIES
APPAREL
ACCESSORIES
TRACKS & SUSPENSION
STEERING
TRANS MISSION
PLOW & WINCH
WIND SHIELDS
BRAKES & CARB.
ENGINE PARTS
ELECTRICAL
TRAILER
CHEMICALS
TECH & TOOLS
P.O.P

CLUTCH SPRINGS



ARCTIC CAT™ ERLANDSON PERFORMANCE PRIMARY (DRIVE) SPRINGS

- Largest selection of springs to tune from
- Fine tune your engagement and top RPM as you like
- Manufactured from highest quality material
- 5% tolerance for consistency



250-1214



250-1204

Part No.	EPI Part No.	Colour	2 1/2" Load	1 1/4" Load	Code	Keyword
250-1212	PS-13	Gold	190 lbs	335 lbs	C	16
250-1214	PS-14	Maroon	185 lbs	320 lbs	C	16
250-1213	PS-11	Pink	185 lbs	300 lbs	C	16
250-1202	PS-7	Yellow	165 lbs	310 lbs	C	16
250-1203	PS-6	Silver	165 lbs	300 lbs	C	16
250-1204	PS-5	Red	145 lbs	300 lbs	C	16
250-1205	PS-4	Black	145 lbs	280 lbs	C	16
250-1201	PS-2	White	125 lbs	280 lbs	C	16
250-1207	PS-1	Orange	125 lbs	260 lbs	C	16

ARCTIC CAT™ EPI SECONDARY (DRIVEN) SPRINGS

FITS 2007-11 DIAMOND DRIVE CLUTCH

- Largest selection of springs to tune from
- Manufactured from highest quality material
- 5% tolerance for consistency



Part No.	EPI Part No.	Colour	2.9" Load	1.6" Load	Code	Keyword
251-1026	ACD6	Gold	185 lbs	300 lbs	C	16

ARCTIC CAT™ EPI SECONDARY (DRIVEN) SPRINGS

FITS ALL EXCEPT DIAMOND DRIVE & TEAM ROLLER CLUTCH

- Largest selection of springs to tune from
- Manufactured from highest quality material
- 5% tolerance for consistency

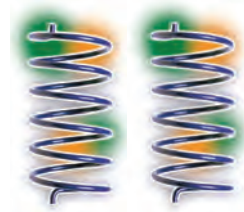


Part No.	EPI Part No.	Colour	2 1/2" Load	17/16" Load	Code	Keyword
251-1015	ACSS-5	Purple	86 lbs	148 lbs	C	16
251-1013	ACSS-3	White	40 lbs	97 lbs	C	16

ARCTIC CAT™ EPI SECONDARY (DRIVEN) SPRINGS

FITS 2005-06 DIAMOND DRIVE ENCAPSULATED HELIX

- Largest selection of springs to tune from
- Manufactured from highest quality material
- 5% tolerance for consistency



Part No.	EPI Part No.	Colour	2.2" Load	1.1" Load	Code	Keyword
251-1023	ACD3	Maroon	160 lbs	260 lbs	C	16

CAN ARM BOLT WASHERS



Part No.	Code	Keyword
204203	B	16

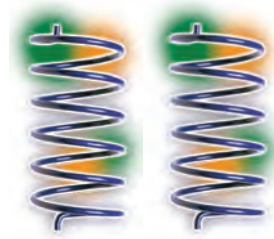
SOLD 6 PCS/KIT

CLUTCH SPRINGS

ARCTIC CAT™ EPI SECONDARY (DRIVEN) SPRINGS

FITS 2004 SNO PRO WITH TEAM ROLLER CLUTCH

- Largest selection of springs to tune from
- Manufactured from highest quality material
- 5% tolerance for consistency



Part No.	EPI Part No.	Colour	2.2" Load	1.1" Load	Code	Keyword
250-1119	PDS-19	Red	180 lbs	260 lbs	C	16
250-1117	PDS-17	Blue	160 lbs	280 lbs	C	16
250-1116	PDS-16	Purple	160 lbs	260 lbs	C	16
250-1121	PDS-18	Orange	140 lbs	240 lbs	C	16

SKI-DOO™ EPI PRIMARY (DRIVE) SPRINGS

- Largest selection of springs to tune from
- Fine tune your engagement and top RPM as you like
- Manufactured from highest quality material
- 5% tolerance for consistency



Part No.	EPI Part No.	Colour	2.9" Load	1.6" Load	Code	Keyword
252-1209	SDPS-3	White	280 lbs	420 lbs	C	16
252-1202	SDPS-1	Blue	240 lbs	390 lbs	C	16
252-1205	SDPS-9	Red	200 lbs	350 lbs	C	16
252-1210	SDPS-5	Black	200 lbs	320 lbs	C	16
252-1211	SDPS-10	Green	190 lbs	280 lbs	C	16

SKI-DOO™ EPI RER SECONDARY (DRIVEN) SPRINGS

FITS RER (ROTAX ELECTRONIC REVERSE) MODELS ONLY

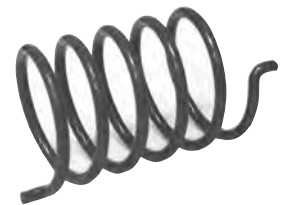
- Largest selection of springs to tune from
- Manufactured from highest quality material
- 5% tolerance for consistency



Part No.	EPI Part No.	Colour	2.9" Load	1.6" Load	Code	Keyword
252-1141	SRER3	Yellow	235 lbs	350 lbs	C	16
252-1140	SRER2	Red	205 lbs	310 lbs	C	16

SKI-DOO™ EPI SECONDARY (DRIVEN) SPRINGS

- Largest selection of springs to tune from
- Manufactured from highest quality material
- 5% tolerance for consistency



Part No.	EPI Part No.	Colour	2.9" Load	1.6" Load	Code	Keyword
252-1116	SDDS-16	Green	45 lbs	81 lbs	C	16
252-1106	SDDS-4	Orange "HD"	43 lbs	107 lbs	C	16
252-1104	SDDS-8	Purple	43 lbs	59 lbs	C	16
252-1105	SDDS-10	Orange	42 lbs	65 lbs	C	16
252-1101	SDDS-2	Red	28 lbs	90 lbs	C	16

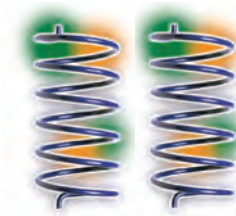
CLUTCH SPRINGS



SKI-DOO™ EPI SECONDARY (DRIVEN) SPRINGS

FITS 2004 MXZ 440 WITH TEAM ROLLER CLUTCH

- Largest selection of springs to tune from
- Manufactured from highest quality material
- 5% tolerance for consistency



Part No.	EPI Part No.	Colour	2.2" Load	1.1" Load	Code	Keyword
250-1119	PDS-19	Red	180 lbs	260 lbs	C	16
250-1117	PDS-17	Blue	160 lbs	280 lbs	C	16
250-1116	PDS-16	Purple	160 lbs	260 lbs	C	16
250-1121	PDS-18	Orange	140 lbs	240 lbs	C	16

POLARIS™-ERLANDSON™ PERFORMANCE PRIMARY (DRIVE) SPRINGS

- Largest selection of springs to tune from
- Fine tune your engagement and top RPM as you like
- Manufactured from highest quality material
- 5% tolerance for consistency



Part No.	EPI Part No.	Colour	2 1/2" Load	1 1/4" Load	Code	Keyword
250-1212	PS-13	Gold	190 lbs	335 lbs	C	16
250-1214	PS-14	Maroon	185 lbs	320 lbs	C	16
250-1213	PS-11	Pink	185 lbs	300 lbs	C	16
250-1202	PS-7	Yellow	165 lbs	310 lbs	C	16
250-1203	PS-6	Silver	165 lbs	300 lbs	C	16
250-1204	PS-5	Red	145 lbs	300 lbs	C	16
250-1205	PS-4	Black	145 lbs	280 lbs	C	16
250-1201	PS-2	White	125 lbs	280 lbs	C	16
250-1207	PS-1	Orange	125 lbs	260 lbs	C	16

POLARIS™ EPI SECONDARY (DRIVEN) SPRINGS

FITS 2004-09 PERC CLUTCHES, 440 PRO X 02/600/700/800 PRO X 03-05,
ALL POLARIS P2 CLUTCHES & ALL TEAM INDUSTRY SECONDARY CLUTCHES

- Largest selection of springs to tune from
- Manufactured from highest quality material
- 5% tolerance for consistency



Part No.	EPI Part No.	Colour	2.2" Load	1.1" Load	Code	Keyword
250-1119	PDS-19	Red	180 lbs	260 lbs	C	16
250-1117	PDS-17	Blue	160 lbs	280 lbs	C	16
250-1116	PDS-16	Purple	160 lbs	260 lbs	C	16
250-1121	PDS-18	Orange	140 lbs	240 lbs	C	16

POLARIS™ EPI SECONDARY (DRIVEN) SPRINGS

FITS ALL EXCEPT PERC CLUTCH

- Largest selection of springs to tune from
- Manufactured from highest quality material
- 5% tolerance for consistency



Part No.	EPI Part No.	Colour	2 1/2" Load	1 1/4" Load	Code	Keyword
250-1108	PDS-12	Orange "HD"	63 lbs	125 lbs	C	16
250-1109	PDS-10	Red	47 lbs	106 lbs	C	16
250-1106	PDS-6	Purple	50 lbs	75 lbs	C	16B
250-1107	PDS-2	Orange	49 lbs	83 lbs	C	16B

CLUTCH SPRINGS

YAMAHA™ EPI SECONDARY (DRIVEN) SPRINGS

FITS APEX/ATTAK 05-07

- Largest selection of springs to tune from
- Manufactured from highest quality material
- 5% tolerance for consistency

Part No.	EPI Part No.	Colour	2 1/4" Load	1 1/4" Load	Code	Keyword
253-1103	YDR10	Purple	100 lbs / 45.4 kg	159 lbs / 72.2 kg	C	16
253-1104	YDR12	Black	64 lbs / 29.1 kg	118 lbs / 53.6 kg	C	16
253-1105	YDR14	White	51 lbs / 23.2 kg	90 lbs / 40.9 kg	C	16

YAMAHA™ SECONDARY CLUTCH BUSHING

- 30% more bearing surface
- Provides more support and smoother clutch up shifting

FITS ALL MODELS 05-07

Part No.	Code	Keyword
253-4003	C	16



TERMS & INDEX

NEW

HELMETS

HELMET ACCESSORIES

APPAREL

ACCESSORIES

TRACKS & SUSPENSION

STEERING

TRANS MISSION

PLOW & WINCH

WIND SHIELDS

BRAKES & CARB.

ENGINE PARTS

ELECTRICAL

TRAILER


CHEMICALS

TECH & TOOLS

P.O.P

STEEL PRIMARY SPRINGS

Primary springs control engagement and shift RPM. Fine tune your primary clutch with Venom™ springs, manufactured from high tensile wire to exacting tolerances. To maintain consistent clutching, we recommend inspecting and replacing your clutch springs yearly.



Part No.	Force lbs.	Colour	Code	Keyword
Arctic Cat™ - 2016-Up TEAM Rapid Response				
Force lbs. @ 2.70" - 1.70"				
251-1502	100-200	Purple/Blue	C	16
251-1504	110-275	Purple/Yellow	C	16
251-1509	120-240	Purple/White	C	16
251-1500	125-210	Purple/Black	C	16
251-1501	130-250	Purple/Red	C	16
251-1503	130-280	Purple/Green	C	16
251-1519	150-290	Purple/Silver	C	16
251-1507	160-268	Purple/Orange	C	16
251-1505	170-280	Purple/Pink	C	16
251-1506	170-300	Purple/Gold	C	16

Arctic Cat™ - PreTEAM Rapid Response				
Force lbs. @ 2.562" - 1.312"				
251-1212	110-320	Lime Green/Light Blue	C	16
251-1200	114-267	Lime Green/Yellow	C	16
251-1206	120-330	Lime Green/Gold	C	16
251-1201	121-240	Lime Green/Purple	C	16
251-1202	122-285	Lime Green/White	C	16
251-1205	125-310	Lime Green/Black	C	16
251-1207	143-290	Lime Green/Orange	C	16
251-1211	158-290	Lime Green/Red	C	16

Part No.	Force lbs.	Colour	Code	Keyword
Polaris™ - Force lbs. @ 2.50" - 1.19"				
254-1201	100-275	Black	C	16
254-1215	120-270	Black/Pink	C	16
254-1202	120-310	White	C	16
254-1207	120-340	Bright Yellow	C	16
254-1203	140-320	Red	C	16
254-1200	140-330	Green	C	16
254-1213	145-295	Black/Bright Green	C	16
254-1205	150-310	Blue	C	16
254-1208	150-340	Bright Green	C	16
254-1204	165-310	Orange	C	16
254-1209	165-327	Almond	C	16
254-1210	165-344	Silver	C	16
254-1212	180-320	Pink	C	16
254-1211	180-345	Gold	C	16

Part No.	Force lbs.	Colour	Code	Keyword
Ski-Doo™ - pDRIVE Force lbs. @ 73.6mm-39.2mm				
252-1402	165-350	Yellow/Purple/Blue	C	16
252-1405	170-375	Yellow/Purple/Pink	C	16
252-1411	170-400	Yellow/Purple/Red	C	16
252-1403	200-330	Yellow/Purple/Green	C	16
252-1414	150-350	Yellow w/purple and Black stripe	C	16
Ski-Doo™ - Force lbs. @ 74mm-42mm				
252-1315	130-350	Black/Pink	C	16
252-1309	150-240	Yellow/Gold	C	16
252-1307	160-260	Yellow/Purple	C	16
252-1300	160-290	Yellow/Green	C	16
252-1312	160-320	Yellow/Almond	C	16
252-1316	160-350	Black/Purple/Pink	C	16
252-1313	160-380	Yellow/Purple/White	C	16
252-1302	200-290	Yellow/Red	C	16
252-1301	200-320	Yellow/Blue	C	16
252-1310	200-380	Yellow/Pink	C	16
252-1303	230-350	Yellow/Black	C	16
252-1304	230-380	Yellow/Orange	C	16
252-1308	240-430	Yellow/Light Blue	C	16
252-1314	270-460	Yellow/Black - Green	C	16

PRIMARY DELRIN WASHERS

The compression spring in the Arctic Cat and Polaris OEM primary clutch has to rotate in the spring pocket as the spring compresses. You can greatly reduce the scrubbing friction of the spring with the Delrin washer kit. Slippery Delrin washers go on top and bottom of the spring and spring cup.



Part No.	Colour	Code	Keyword
250-2216	Primary Delrin Washer Kit, 3pk	C	16B

STEEL SECONDARY SPRINGS FOR AC B.O.S.S.

Secondary springs control shift rate. Fine-tune your Arctic Cat B.O.S.S. secondary clutch with our springs manufactured to the most exact specifications. We suggest using our Delrin Washer kit for the Arctic Cat B.O.S.S. clutch, #930651. To maintain consistent clutching, we recommend inspecting and replacing your clutch springs yearly.



Part No.	Force lbs.	Colour	Code	Keyword
Arctic Cat™ - 2016 - Up Force lbs. @ 2.600" - 1.600"				
251-1414	125-200	Green/Yellow	C	16
251-1401	140-200	Green/Red	C	16
251-1402	140-215	Green/Blue	C	16
251-1416	140-230	Green/Orange	C	16
251-1419	155-220	Green/Silver	C	16
251-1405	155-240	Green/Pink	C	16
251-1417	180-240	Green/Gold	C	16
251-1404	180-260	Green/Purple	C	16
251-1400	200-280	Green/Black	C	16

SECONDARY DELRIN WASHERS - AC B.O.S.S.

The compression spring in the Arctic Cat B.O.S.S. clutch has to rotate in the spider as the clutch shifts. You can greatly reduce the scrubbing friction of the spring with the Delrin washer kit. Slippery Delrin washers go on top of the spring where it sits in the spider.



Part No.	Colour	Code	Keyword
250-2217	Delrin Washer, AC B.O.S.S., 3pk	C	16B

STEEL SECONDARY SPRINGS FOR FACTORY SKI-DOO QRS

Secondary springs control shift rate. Fine-tune your Ski-Doo QRS secondary clutch with our springs manufactured to the most exact specifications. To maintain consistent clutching, we recommend inspecting and replacing your clutch springs yearly.

Part No.	Force lbs.	Colour	Code	Keyword
Ski-Doo™ - 2008 - Up Force lbs. @ 61mm - 35.2mm				
252-1502	180-303	Orange/Blue	C	16
252-1504	204-356	Orange/Purple	C	16
252-1519	215-380	Orange/Silver	C	16
252-1510	200-320	Orange/Black	C	16



252-1510

ROOSTER™ ADJUSTABLE PDRIVE PIVOT KIT

Adjust the gram weight of your Ski-Doo pDrive drive clutch shift weight, or "Pivot" as Ski-Doo calls it, with the Venom Rooster™ Adjustable Pivot kit. This kit allows you to adjust from 13.1 grams to 25.85 grams.

Part No.	Description	Code	Keyword
232-5012	Ski-Doo™ pDrive, 2017-Up, Adjustable Pivot Weight Kit	C	16B



ROOSTER™ ADJUSTABLE PIN KITS

Adjustable Pin Kits for all Ski-Doo snowmobiles with TRA 2, TRA 3, or TRA 5 primary clutches. Beware of pin kits that are too long to clear the TRA 3 governor cap or have too high of a surface finish. Our pin kits are machined to OEM specifications for surface finish and allow full shiftout.

Part No.	Description	Code	Keyword
232-5000	Ski-Doo™ Pin Kit, 10.5 to 15.5 Grams	C	16B
232-5001	Ski-Doo™ Pin Kit, 13.8 to 19.6 Grams	C	16B
232-5002	Ski-Doo™ Pin Kit, 13.8 to 23.2 Grams (Includes Tungsten)	C	16B



ARCTIC CAT™ B.O.S.S. TORLON® ROLLER UPGRADE

Venom Products High Performance Torlon® Rollers for the Arctic Cat B.O.S.S. clutch. This is also an upgrade from the factory rollers. **SOLD INDIVIDUALLY.**

Torlon® is a high performance amorphous (non-crystalline) engineering thermoplastic. Chemically, Torlon® is a polyamide-imide (PAI), a reaction product of trimellitic anhydride and aromatic diamines. The combination of aromatic groups and imide linkages are responsible for the polymer's exceptional thermal stability. The amide groups impart flexibility and elongation, which results in an engineering plastic with exceptional toughness. The result of this is a more consistent tune in different conditions and loads.

Part No.	Description	Code	Keyword
Arctic Cat™ - B.O.S.S. - Roller Upgrade			
251-2100	Roller Upgrade, EACH	C	16B



SKI-DOO™ PDRIVE REPLACEMENT ROLLERS

Vespe!® Replacement Drive Rollers, Ski-Doo™ pDrive Primary Clutch, (Set of 3). Use these fast and friction-free dual Vespe!® rollers to transfer torque. Vespe!® comes standard in the RS600 race drive clutches.

Part No.	Description	Code	Keyword
252-2101	Drive Roller, (Set of 3) Ski-Doo pDrive	C	16B
252-2102	Back Drive Roller, (Set of 3) Ski-Doo pDrive	C	16B



252-2101



252-2102

CHAINS & SPROCKETS

To get optimal performance out of your machine, you need to gear it right. We offer a complete lineup of gears to fit your needs. Made of heat treated, case-hardened 8620 high-alloy steel, our CNC-machined sprockets are made in an ISO 9000 certified facility right here in the United States.

In 2016, Arctic Cat changed from Rexnord to BorgWarner HY-VO® drive chain and sprockets. Visually, this is the difference between the chains: The sprockets for Rexnord chains must be used with Rexnord mating sprockets, the same is true for BorgWarner components. Two stroke sleds with engine reverse use a standard top sprocket. Four stroke sleds use a sprocket with engagement splines. Additionally the automatic tensioner on the Arctic Cat ProCross/ProClimb chassis cannot adjust far enough for many sprocket/chain combinations.

In 2018, Arctic Cat™ changed the internal spline on the mountain sleds and the XF High Country. These sprockets are listed in Table E.



TOP SPROCKETS

Table A

Part No.	Description	AC Part #	Code	Keyword
Arctic Cat™ 11W Rexnord (Pre 1994)				
240-1122	22T Sprocket, 13T Internal	0107-301	C	16B

Table B

Part No.	Description	AC Part #	Code	Keyword
Arctic Cat™ 11W Rexnord (Pre 1994)				
240-1316	16T Sprocket, 13T Internal	N/A	C	16B
240-1317	17T Sprocket, 13T Internal	N/A	C	16B
240-1319	19T Sprocket, 13T Internal	0602-444	C	16B
240-1320	20T Sprocket, 13T Internal	0602-456	C	16B
240-1321	21T Sprocket, 13T Internal	N/A	C	16B
240-1322	22T Sprocket, 13T Internal	N/A	C	16B
240-1323	23T Sprocket, 13T Internal	N/A	C	16B
240-1324	24T Sprocket, 13T Internal	0602-446	C	16B
240-1325	25T Sprocket, 13T Internal	N/A	C	16B

Table C

Part No.	Description	AC Part #	Code	Keyword
Arctic Cat™ 13W Rexnord 2012-15 ProCross/ProClimb, 2 Stroke				
241-1317	17T Sprocket 19T Internal	N/A	C	16B
241-1319	19T Sprocket 19T Internal	2602-582	C	16B
241-1321	21T Sprocket 19T Internal	2602-377	C	16B
241-1322	22T Sprocket 19T Internal	2602-403	C	16B
241-1323	23T Sprocket 19T Internal	N/A	C	16B
241-1324	24T Sprocket 19T Internal	N/A	C	16B
241-1325	25T Sprocket 19T Internal	N/A	C	16B
241-1326	26T Sprocket 19T Internal	N/A	C	16B
241-1327	27T Sprocket 19T Internal	N/A	C	16B
241-1328	28T Sprocket 19T Internal	N/A	C	16B
241-1329	29T Sprocket 19T Internal	N/A	C	16B

Table D

Part No.	Description	AC Part #	Code	Keyword
Arctic Cat™ 13W BorgWarner 2016-17 & 2018-Up EXCEPT M or XF High Country (see next chart), 2 Stroke				
241-2319	19T Sprocket, 19T Internal	2602-823	C	16B
241-2320	20T Sprocket, 19T Internal	2602-824	C	16B
241-2321	21T Sprocket, 19T Internal	2602-825	C	16B
241-2322	22T Sprocket, 19T Internal	2602-826	C	16B
241-2323	23T Sprocket, 19T Internal	2602-827	C	16B
241-2324	24T Sprocket, 19T Internal	N/A	C	16B
241-2325	25T Sprocket, 19T Internal	N/A	C	16B
241-2326	26T Sprocket, 19T Internal	N/A	C	16B

Table E

Part No.	Description	AC Part #	Code	Keyword
Arctic Cat™ 3/4" BorgWarner 2018-Up M or XF High Country, 2 Stroke				
241-3418	18T Sprocket 19T Internal	N/A	C	16B
241-3420	20T Sprocket 19T Internal	3602-007	C	16B
241-3421	21T Sprocket 19T Internal	3602-008	C	16B
241-3422	22T Sprocket 19T Internal	3602-009	C	16B
241-3424	24T Sprocket 19T Internal	N/A	C	16B

BOTTOM SPROCKETS

Part No.	Description	AC Part #	Code	Keyword
Arctic Cat™ 13W Rexnord 2012-15 ProCross/ProClimb				
241-1336	36T Sprocket 34T Internal	N/A	C	16B
241-1337	37T Sprocket 34T Internal	2602-371	C	16B
241-1338	38T Sprocket 34T Internal	2602-372	C	16B
241-1339	39T Sprocket 34T Internal	N/A	C	16B
241-1340	40T Sprocket 34T Internal	N/A	C	16B
241-1342	42T Sprocket 34T Internal	N/A	C	16B
241-1343	43T Sprocket 34T Internal	N/A	C	16B
241-1344	44T Sprocket 34T Internal	N/A	C	16B
241-1345	45T Sprocket 34T Internal	N/A	C	16B
241-1346	46T Sprocket 34T Internal	N/A	C	16B
241-1347	47T Sprocket 34T Internal	N/A	C	16B
241-1348	48T Sprocket 34T Internal	2602-364	C	16B
241-1349	49T Sprocket 34T Internal	2602-363	C	16B
241-1350	50T Sprocket 34T Internal	2602-584	C	16B
241-1351	51T Sprocket, 34T Internal	N/A	C	16B

Part No.	Description	AC Part #	Code	Keyword
Arctic Cat™ 13W Rexnord 1994-2004				
240-1335	35T Sprocket, 15T Internal	N/A	C	16B
240-1341	41T Sprocket, 15T Internal	N/A	C	16B
240-1342	42T Sprocket, 15T Internal	0602-909	C	16B

Part No.	Description	AC Part #	Code	Keyword
Arctic Cat™ 3/4" BorgWarner 2016-Up				
241-3442	42T Sprocket, 34T Internal	N/A	C	16B
241-3443	43T Sprocket, 34T Internal	N/A	C	16B
241-3444	44T Sprocket, 34T Internal	N/A	C	16B
241-3445	45T Sprocket, 34T Internal	N/A	C	16B
241-3446	46T Sprocket, 34T Internal	N/A	C	16B
241-3447	47T Sprocket, 34T Internal	N/A	C	16B
241-3448	48T Sprocket, 34T Internal	2602-790	C	16B
241-3449	49T Sprocket, 34T Internal	2602-758	C	16B
241-3450	50T Sprocket, 34T Internal	2602-746	C	16B

VENOM™ BILLET OEM REPLACEMENT SPROCKETS - POLARIS™

Polaris™ has used HY-VO® chains in most of their performance models since 1998.

TOP SPROCKETS

Part No.	Description	Code	Keyword
Polaris™ HY-VO® 3/4" Top Sprockets			
240-3416	16T Sprocket, 15T Internal	C	16B
240-3417	17T Sprocket, 15T Internal	C	16B
240-3418	18T Sprocket, 15T Internal	C	16B
240-3420	20T Sprocket, 15T Internal	C	16B
240-3421	21T Sprocket, 15T Internal	C	16B
240-3422	22T Sprocket, 15T Internal	C	16B
240-3423	23T Sprocket, 15T Internal	C	16B
240-3424	24T Sprocket, 15T Internal	C	16B
240-3425	25T Sprocket, 15T Internal	C	16B

Part No.	Description	Code	Keyword
Polaris™ Rexnord® Top 13W Sprockets			
240-1316	16T Sprocket, 13T Internal	C	16B
240-1317	17T Sprocket, 13T Internal	C	16B
240-1319	19T Sprocket, 13T Internal	C	16B
240-1320	20T Sprocket, 13T Internal	C	16B
240-1321	21T Sprocket, 13T Internal	C	16B
240-1322	22T Sprocket, 13T Internal	C	16B
240-1323	23T Sprocket, 13T Internal	C	16B
240-1324	24T Sprocket, 13T Internal	C	16B
240-1325	25T Sprocket, 13T Internal	C	16B

Part No.	Description	Code	Keyword
Polaris™ Rexnord® Top 11W Sprockets			
240-1316	22T Sprocket, 13T Internal	C	16B

BOTTOM SPROCKETS

Part No.	Description	Code	Keyword
Polaris™ HY-VO® 3/4" Bottom Sprockets			
240-3433	33T Sprocket, 15T Internal	C	16B
240-3436	36T Sprocket, 15T Internal	C	16B
240-3437	37T Sprocket, 15T Internal	C	16B
240-3438	38T Sprocket, 15T Internal	C	16B
240-3439	39T Sprocket, 15T Internal	C	16B
240-3440	40T Sprocket, 15T Internal	C	16B
240-3441	41T Sprocket, 15T Internal	C	16B
240-3442	42T Sprocket, 15T Internal	C	16B
240-3443	43T Sprocket, 15T Internal	C	16B
240-3444	44T Sprocket, 15T Internal	C	16B
240-3445	45T Sprocket, 15T Internal	C	16B
240-3446	46T Sprocket, 15T Internal	C	16B

Part No.	Description	Code	Keyword
Polaris™ HY-VO® 3/4" Bottom Sprockets			
240-1335	35T Sprocket, 15T Internal	C	16B
240-1341	41T Sprocket, 15T Internal	C	16B
240-1342	42T Sprocket, 15T Internal	C	16B



VENOM™ BILLET OEM REPLACEMENT SPROCKETS - SKI-DOO™

To get optimal performance out of your machine, you need to gear it right. We offer a complete lineup of gears to fit your needs. Made of heat treated, case-hardened 8620 high-alloy steel, our CNC-machined sprockets are made in an ISO 9000 certified facility right here in the United States.

TOP SPROCKETS

Part No.	Description	Code	Keyword
Ski-Doo™ Top 13W Sprockets F/S/CK3/Rev/XP/XM/Gen 4 Chassis			
242-1319	19T Sprocket, 15T Internal	C	16B
242-1320	20T Sprocket, 15T Internal	C	16B
242-1321	21T Sprocket, 15T Internal	C	16B
242-1322	22T Sprocket, 15T Internal	C	16B
242-1323	23T Sprocket, 15T Internal	C	16B
242-1324	24T Sprocket, 15T Internal	C	16B
242-1325	25T Sprocket, 15T Internal	C	16B
242-1326	26T Sprocket, 15T Internal	C	16B
242-1327	27T Sprocket, 15T Internal	C	16B
242-1328	28T Sprocket, 15T Internal	C	16B
242-1329	29T Sprocket, 15T Internal	C	16B

BOTTOM SPROCKETS

Part No.	Description	Code	Keyword
Ski-Doo™ Bottom 13W Sprockets XP/XR/XM/Gen 4 Chassis			
242-2336	36T Sprocket, 32T Internal	C	16B
242-2338	38T Sprocket, 32T Internal	C	16B
242-2340	40T Sprocket, 32T Internal	C	16B
242-2341	41T Sprocket, 32T Internal	C	16B
242-2342	42T Sprocket, 32T Internal	C	16B
242-2343	43T Sprocket, 32T Internal	C	16B
242-2344	44T Sprocket, 32T Internal	C	16B
242-2345	45T Sprocket, 32T Internal	C	16B
242-2346	46T Sprocket, 32T Internal	C	16B
242-2347	47T Sprocket, 32T Internal	C	16B
242-2348	48T Sprocket, 32T Internal	C	16B
242-2349	49T Sprocket, 32T Internal	C	16B



Part No.	Description	Code	Keyword
Ski-Doo™ Bottom 13W Sprockets F/S/CK3/Rev Chassis			
242-1343	43T Sprocket, 17T Internal	C	16B
242-1344	44T Sprocket, 17T Internal	C	16B
242-1345	45T Sprocket, 17T Internal	C	16B
242-1346	46T Sprocket, 17T Internal	C	16B
242-1347	47T Sprocket, 17T Internal	C	16B
242-1348	48T Sprocket, 17T Internal	C	16B
242-1349	49T Sprocket, 17T Internal	C	16B

VENOM PRODUCTS™



HY-VO® CONVERSION SPROCKETS

Upgrade your Ski-Doo™ with a set of HY-VO® conversion sprockets and chains.

TOP SPROCKETS

Part No.	Description	Code	Keyword
Ski-Doo™ HY-VO® 3/4" Top Sprockets			
F/S/CK3/Rev/XP/XM Chassis			
242-3418	18T Sprocket, 15T Internal	C	16B
242-3419	19T Sprocket, 15T Internal	C	16B
242-3420	20T Sprocket, 15T Internal	C	16B
242-3421	21T Sprocket, 15T Internal	C	16B
242-3422	22T Sprocket, 15T Internal	C	16B
242-3423	23T Sprocket, 15T Internal	C	16B
242-3424	24T Sprocket, 15T Internal	C	16B
242-3425	25T Sprocket, 15T Internal	C	16B
242-3426	26T Sprocket, 15T Internal	C	16B



BOTTOM SPROCKETS

Part No.	Description	Code	Keyword
Ski-Doo™ HY-VO® 3/4" Bottom Sprockets			
XP/XM Chassis			
242-3445	45T Sprocket, 32T Internal	C	16B
242-3446	46T Sprocket, 32T Internal	C	16B
242-3447	47T Sprocket, 32T Internal	C	16B
242-3448	48T Sprocket, 32T Internal	C	16B
242-3449	49T Sprocket, 32T Internal	C	16B
242-3450	50T Sprocket, 32T Internal	C	16B
242-3451	51T Sprocket, 32T Internal	C	16B

Part No.	Description	Code	Keyword
Ski-Doo™ HY-VO® 3/4" Bottom Sprockets			
F/S/CK3/Rev Chassis			
242-4438	38T Sprocket, 17T Internal	C	16B
242-4439	39T Sprocket, 17T Internal	C	16B
242-4440	40T Sprocket, 17T Internal	C	16B
242-4441	41T Sprocket, 17T Internal	C	16B
242-4445	45T Sprocket, 17T Internal	C	16B
242-4447	47T Sprocket, 17T Internal	C	16B

DRIVE CHAINS



3/4" BorgWarner HY-VO® chains for use with all HY-VO® 3/4" sprockets.



Rexnord® Silent Chains for use with Rexnord 13W sprockets

Part No.	Description	Code	Keyword
240-3468	68 Link 3/4" Wide BorgWarner	C	16B
240-3470	70 Link 3/4" Wide BorgWarner	C	16B
240-3472	72 Link 3/4" Wide BorgWarner	C	16B
240-3474	74 Link 3/4" Wide BorgWarner	C	16B
240-3476	76 Link 3/4" Wide BorgWarner	C	16B
240-3478	78 Link 3/4" Wide BorgWarner	C	16B
240-3480	80 Link 3/4" Wide BorgWarner	C	16B
240-3482	82 Link 3/4" Wide BorgWarner	C	16B
240-3484	84 Link 3/4" Wide BorgWarner	C	16B
240-3486	86 Link 3/4" Wide BorgWarner	C	16B
240-3488	88 Link 3/4" Wide BorgWarner	C	16B
240-3490	90 Link 3/4" Wide BorgWarner	C	16B
240-3492	92 Link 3/4" Wide BorgWarner	C	16B
240-3494	94 Link 3/4" Wide BorgWarner	C	16B
240-3496	96 Link 3/4" Wide BorgWarner	C	16B
240-3498	98 Link 3/4" Wide BorgWarner	C	16B
240-3400	100 Link 3/4" Wide BorgWarner	C	16B
240-3402	102 Link 3/4" Wide BorgWarner	C	16B
240-3404	104 Link 3/4" Wide BorgWarner	C	16B
240-3406	106 Link 3/4" Wide BorgWarner	C	16B

Part No.	Description	Code	Keyword
240-1378	78 Link 13W Rexnord Silent Chain	C	16B
240-1380	80 Link 13W Rexnord Silent Chain	C	16B
240-1382	82 Link 13W Rexnord Silent Chain	C	16B
240-1384	84 Link 13W Rexnord Silent Chain	C	16B
240-1386	86 Link 13W Rexnord Silent Chain	C	16B
240-1388	88 Link 13W Rexnord Silent Chain	C	16B
240-1390	90 Link 13W Rexnord Silent Chain	C	16B
240-1300	100 Link 13W Rexnord Silent Chain	C	16B
240-1302	102 Link 13W Rexnord Silent Chain	C	16B
240-1310	110 Link 13W Rexnord Silent Chain	C	16B
240-1312	112 Link 13W Rexnord Silent Chain	C	16B



Part No.	Description	Code	Keyword
240-1366	66 Link 13W Rexnord Silent Chain	B	16B
240-1368	68 Link 13W Rexnord Silent Chain	B	16B
240-1370	70 Link 13W Rexnord Silent Chain	B	16B
240-1372	72 Link 13W Rexnord Silent Chain	B	16B
240-1374	74 Link 13W Rexnord Silent Chain	B	16B
240-1304	104 Link 13W Rexnord Silent Chain	B	16B
240-1306	106 Link 13W Rexnord Silent Chain	B	16B

SPX DRIVE CHAIN

- Available in 11, 13, and 15 width.
- Fits all Erlandson, SPX, Polaris™, Arctic Cat™, Ski-Doo™, and Yamaha™ sprockets.
- All Chains are OEM link Belt

Part No. 11 Wide Chain	Part No. 13 Wide Chain	Part No. 15 Wide Chain
240-1164	240-1364	240-1564
240-1166	240-1366	—
240-1168	240-1368	240-1568
240-1170	240-1370	—
240-1172	240-1372	—
240-1174	240-1374	240-1574



SPX SILENT CHAIN

- Original equipment products direct from OEM supplier
- Ski-Doo™ XP, XM, XS 2008-Current

Links	13 Wide	Code	Keyword
104	240-1304	B	16B
106	240-1306	B	16B

HYVO CHAIN

CODE = B **KEYWORD = 16B**

- Fits 1998 and new Polaris™ models with P-85 clutches.
- Does not interchange with any previous model or style chain or sprocket.
- used with 3/4 sprockets only!

HYVO Chain	Code	Keyword	Length	Width
240-3468	C	16B	68	3/4
240-3470	C	16B	70	3/4
240-3472	C	16B	72	3/4
240-3474	C	16B	74	3/4
240-3476	C	16B	76	3/4



HOW TO MEASURE A CHAIN

Count the No. of pins →  Count the No. of plates wide →  = **240-13 64**
plates pins

SKI-DOO™ TRA RAMPS

These ramps are precision machined from billet steel. The shift angles mimic the stock Ski-Doo™ ramps. All steel ramps are lighter than stock and matched in weight for balance. Set of 3.

Part No.	Description	Code	Keyword
252-5023	419 Duplication	C	16B
252-5024	414 Duplication	C	16B
252-5025	412 Duplication	C	16B
252-5026	415 Duplication	C	16B
252-5027	441 Duplication	C	16B
252-5028	415/441 Combo	C	16B
252-5029	413 Duplication	C	16B



PRIMARY CLUTCH BUSHING KIT



OEM# 293-2503-89 / 293-3701-17
Application Same as Part No. 252-4001

Part No.	Code	Keyword
252-0502	B	16

CLUTCH COMPONENTS

WEIGHT PIN KIT

3/16" X 24UNC. Includes 3 nuts and bolts
 Also fit ATV's, please inquire for detail information



Part No.	Code	Keyword
254-4009	B	16B

Model	Year
Polaris	

SPIDER BOLT FOR POLARIS™ CLUTCH KITS



CAN ARM BOLT WASHERS



SOLD 6 PCS/KIT

Part No.	Code	Keyword
204203	B	16

SECONDARY CLUTCH BUSHING KIT

OEM# 293-3700-49 / 417-1273-18

Part No.	Code	Keyword
252-4001	B	16



Model	Year
Ski-Doo™	
EXPEDITION 1200 4TEC	2013
EXPEDITION 1200 ACE	2013-15
EXPEDITION 550	2015-18
EXPEDITION 600 ACE	2015-20
EXPEDITION 600HO ETEC	2015-19
EXPEDITION 600R ETEC	2020
EXPEDITION 900 ACE	2015-18
EXPEDITION 900 ACE TURBO	2020
EXPEDITION SPORT	2017
FREERIDE 800RETEC	2015
FREERIDE 850 ETEC	2018-20
FREERIDE ALL	2017
GRAND TOURING 1200	2017-18
GRAND TOURING 550	2015
GRAND TOURING 600 ACE	2015
GRAND TOURING 600HO ETEC	2015-18
GRAND TOURING 600R ETEC	2019-20
GRAND TOURING 900 ACE	2015-20


Model	Year
Ski-Doo™	
GRAND TOURING 900 ACE TURBO	2019-20
GSX 1200	2015
GSX 600 HO ETEC	2015
GSX 800R ETEC	2015
GSX 900 ACE	2015
MXZ 1200 ACE	2015-18
MXZ 600 ACE	2015-18
MXZ 600 HO ETEC	2015-18
MXZ 600R ETEC	2018-20
MXZ 800R	2015-17
MXZ 850 ETEC	2017-20
MXZ 900 ACE	2015-18
RENEGADE 1200 ACE	2015-18
RENEGADE 600 ACE	2015-20
RENEGADE 600HO ETEC	2015-17
RENEGADE 600R ETEC	2019-20
RENEGADE 800R	2015-18
RENEGADE 850 ETEC	2017-20

Model	Year
Ski-Doo™	
RENEGADE 900 ACE TURBO	2016-20
RENEGADE 900 ACE TURBO	2019-20
RENEGADE ADRENALINE 900 ACE	2015
SKANDIC 500	2015
SKANDIC 550	2015-17
SKANDIC 600	2015-17
SKANDIC 900	2015
SUMMIT 600 HO ETEC	2015-18
SUMMIT 600R	2019-20
SUMMIT 800R ETEC	2015-17
SUMMIT 850 ETEC	2017-20
TUNDRA 550	2015-20
TUNDRA 600 ACE	2015-20
TUNDRA 600HO ETEC	2015-20
TUNDRA LT SPORT	2017
TUNDRA WT / XTREME	2017

CLUTCH COMPONENTS



POLARIS™-PRIMARY & SECONDARY REPLACEMENT CLUTCH BUSHINGS



Description	Part No.	Code	Keyword
a. Primary Cover Bushing (copper)	254-4000	C	16B
b. Primary Moveable Sheave Bushing (fiber)	254-4001	C	16
c. Secondary Driven Clutch Bushing P85 Secondary	254-4002	C	16
d. Fibre Primary Cover Bushing (Fits 98-2002 SNOW only)	254-4013	C	16

Description	Part No.	Code	Keyword
e. Primary Moveable Bushing (ATV with EBS only)	254-4015	C	16B
f. Primary Moveable Bushing Retainer	254-4016	C	16
g. Driven 1" Bushing P90 Secondary	254-4017	C	16B
h. Driven 1/2" Bushing P90 Secondary	254-4018	C	16B
i. Driven 1/2" Bushing (ATV with EBS only)	254-4019	C	16B
j. Primary Cover Bushing P85	254-4024	C	16

Continued on next page...



Model	Year	Part No.	OEM
Polaris™			
550 IQ LXT/INTL	2011-13	254-4001	3514641
550 SHIFT 136	2013	254-4001	3514641
550 WIDETRAK	2014-19	254-4001	3514641
600 CLASSIC TOURING	2004	254-4024	3514347
600 PRO RMK	2017-20	254-4001	3514641
600 INDY VOYAGEUR/INTL 144	2015-16	254-4001	3514641
600 INDY/SP/ES/INTL ALL	2013-20	254-4001	3514641
600 INDY XC	2019-20	254-4001	3514641
600 IQ RACER/INTL	2015-16	254-4001	3514641
600 IQ WIDETRAK	2017	254-4001	3514641
600 RACER	2017-20	254-4001	3514641
600 PRO RMK 155	2013-16	254-4001	3514641
600 RMK 155	2008	254-4024	3514347
600 RMK 144/155 ALL	2012-20	254-4001	3514641
600 RMK SHIFT 144/155	2009	254-4001	3514641
600 RUSH PRO R	2012-14	254-4001	3514641
600 RUSH PRO S	2015-20	254-4001	3514641
600 RUSH PRO-X	2015-16	254-4001	3514641
600 RUSH/ES	2012-13	254-4001	3514641
600 RUSH XCR	2017-19	254-4001	3514641
600 SWITCHBACK ADVENTURE	2012-19	254-4001	3514641
600 SWITCHBACK ASSAULT ALL	2014-20	254-4001	3514641
600 SWITCHBACK PRO R	2012-14	254-4001	3514641
600 SWITCHBACK PRO S	2015-20	254-4001	3514641
600 SWITCHBACK PRO-X	2015-17	254-4001	3514641
600 SWITCHBACK/ES	2012-14	254-4001	3514641
600 SWITCHBACK SP	2017-19	254-4001	3514641
600 SWITCHBACK XCR	2018-20	254-4001	3514641
600 VOYAGER/INTL	2014 / 16-20	254-4001	3514641
600 WIDETRAK IQ	2013-16	254-4001	3514641
700 CFI DRAGON	2007	254-4024	3514347
700 CLASSIC	2006	254-4024	3514347
700 CLASSIC TOURING	2004	254-4024	3514347
700 DRAGON RMK	2008	254-4024	3514347
700 FUSION	2006	254-4024	3514347
700 RMK ALL	2006-09	254-4024	3514347
700 RMK 155	2009-10	254-4001	3514641
700 TOURING	2006	254-4024	3514347
800 AXYS PRO RMK/LE 155/163/174 ALL	2016-20	254-4001	3514641
800 AXYS RMK ASSAULT	2017-18	254-4001	3514641
800 AXYS SKS	2016-20	254-4001	3514641
800 ASSAULT RMK	2009-10	254-4024	3514347
800 AXYS PRO RMK/LE 155/163 ALL	2016	254-4024	3514347
800 AXYS RMK ASSAULT	2017-18	254-4001	3514641
800 AXYS SKS 155 ALL	2016-20	254-4024	3514347
800 AXYS SKS 155 ALL	2016-20	254-4001	3524641
800 CLASSIC	2004	254-4024	3514347
800 CLASSIC TOURING	2003-04	254-4024	3514347
800 ASSAULT RMK	2009-10	254-4001	3514641
800 DRAGON RMK ALL	2009-10	254-4001	3514641
	2008-10	254-4024	3514347
800 EDGE TOURING	2005	254-4024	3514347
800 INDY ALL OPTIONS	2014-16	254-4001	3514641
		254-4024	3514347
800 INDY XCR	2020	254-4001	3514641
		254-4024	3514347
800 INDY ADVENTURE	2020	254-4001	3514641
		254-4024	3514347
800 INDY XC	2019-20	254-4001	3514641
		254-4024	3514347
800 PRO RMK ALL	2011-15	254-4024	3514347
		254-4001	3514641
800 PRO X	2003-04	254-4024	3514347
800 RMK 144/155/ES/INTL	2009	254-4001	3514641
800 RMK 155	2011-16	254-4001	3514641
800 RMK 163 ALL	2015	254-4001	3514641
800 RMK ASSAULT 155	2014-16 / 19	254-4001	3514641
	2011	254-4001	3514641
	2011-13/16/19	254-4024	3514347

254-4024

Extremely high compressive strength coupled with high elasticity enables bearings to attain their prominent features in association with soft shafts, edge loads & impacts.

Features & Benefits:

- Suitable for temperatures up to +250°C/482°F
- Excellent wear resistance especially with high loads
- High thermic stability
- Best for uses with extreme loads & high surface speeds
- Insensitive to edge loads
- Good resistance to chemicals

Model	Year	Part No.	OEM
Polaris™			
800 RMK KHAOS	2020	254-4001	3514641
		254-4024	3514347
800 RMK SHIFT 144	2009	254-4001	3514641
800 RMK 155	2009 / 12-13	254-4024	3514347
800 RMK 163	2013	254-4024	3514347
800 RMK ALL	2000-05	254-4024	3514347
800 RUSH PRO R ALL	2012-14	254-4024	3514347
		254-4001	3514641
800 RUSH PRO S ALL	2015-20	254-4001	3514641
800 RUSH PRO S ALL	2015-20	254-4024	3514347
800 RUSH PRO X ALL	2015-18	254-4001	3514641
800 RUSH XCR	2017-18	254-4001	3514641
		254-4024	3514347
800 RUSH/ES	2012-13	254-4001	3514641
		254-4024	3514347
800 SKS	2003	254-4024	3514347
800 SWITCHBACK ADVENTURE	2014 / 16-19	254-4001	3514641
		254-4024	3514347
800 SWITCHBACK ASSAULT ALL	2011-20	254-4001	3514641
		254-4024	3514347
800 SWITCHBACK PRO R/ES/INT/LE ALL OPTIONS	2012-14	254-4001	3514641
800 SWITCHBACK PRO S	2015-20	254-4001	3514641
		254-4024	3514347
800 SWITCHBACK PRO-X	2015-18	254-4001	3514641
		254-4024	3514347
800 SWITCHBACK	2005	254-4024	3514347
800 SWITCHBACK ALL	2011-16	254-4024	3514347
800 SWITCHBACK/ES	2012-14	254-4001	3514641
800 SWITCHBACK XCR	2018 / 20	254-4001	3514641
		254-4024	3514347
800 XC EDGE F/O	2003	254-4024	3514347
800 XC SP	2002-05	254-4024	3514347
850 AXYS PRO RMK 155/163/174	2019-20	254-4024	3514347
		254-4001	3514641
850 AXYS SKS	2019-20	254-4024	3514347
		254-4001	3514641
850 INDY 129 XCR	2020	254-4001	3514641
850 INDY ADVENTURE	2020	254-4024	3514347
		254-4001	3514641
850 INDY XC (ALL)	2019-20	254-4024	3514347
		254-4001	3514641
850 PRO-RMK	2019	254-4024	3514347
		254-4001	3514641
850 RMK KHAOS	2020	254-4024	3514347
		254-4001	3514641
850 RUSH PRO-S	2019-20	254-4024	3514347
		254-4001	3514641
850 RUSH XCR	2019	254-4024	3514347
		254-4001	3514641
850 SKS	2019-20	254-4024	3514347
		254-4001	3514641
850 SWITCHBACK ASSAULT	2020	254-4024	3514347
		254-4001	3514641
850 SWITCHBACK ASSAULT	2019	254-4024	3514347
		254-4001	3514641
850 SWITCHBACK PRO-S	2019-20	254-4024	3514347
		254-4001	3514641
850 SWITCHBACK XCR/INTL	2019	254-4024	3514347
		254-4001	3514641
900 FUSION	2005-06	254-4024	3514347
900 RMK ALL	2005-06	254-4024	3514347
900 SWITCHBACK	2005-06	254-4024	3514347
FS WIDETRAK IQ/INTL	2013	254-4001	3514641
IQ TURBO LXT	2013-14	254-4001	3514641
MILITARY FS WIDETRAK	2012	254-4001	3514641
WIDETRAK LX INTL	2013-19	254-4001	3514641
COVER BUSHING 2000-16 H.D P-85 DRIVE		254-4024	3514347

Mechanical Properties:

- Modulus of elasticity MPA 2,400 / 348091 PSI
- Tensile strength at +20 °C MPA 95 / 13779 PSI
- Compressive strength MPA 65 / 9427 PSI
- Max recommended surface pressure (+20 °C) MPA 150 / 21756 PSI
- Shore D hardness 81

TERMS & INDEX
NEW
HELMETS
HELMET ACCESSORIES
APPAREL
ACCESSORIES
TRACKS & SUSPENSION
STEERING
TRANS MISSION
PLOW & WINCH
WIND SHIELDS
BRAKES & CARB.
ENGINE PARTS
ELECTRICAL
TRAILER
CHEMICALS
TECH & TOOLS
P.O.P

SPX CLUTCH REBUILD KIT



Part No.	Code	Keyword
251-4003	B	16

Model	Year
Arctic Cat™	
ALL LATE MODEL ARCTIC CATS W/THE 6 OR 9 TOWER PRIMARIES INCLUDING SPIDERS 0746-115, 0746-118, 0746-098, 0746-118	1999-14
440 SNO PRO	2004-06
4-STROKE TOURING/TRAIL	2002-03
BEARCAT 340/440	1999-00
BEARCAT WIDETRACK	1999-02
BEARCAT 570	2003-05
CROSSFIRE 600 EFI	2006
CROSSFIRE 700 EFI SNO PRO	2006
F5 FIRECAT 500	2003-06
F6 FIRECAT 600 EFI	2004-06
F7 FIRECAT 700	2003-06
JAG 340/440 DLX	1999
KING CAT 900	2004-06
M5, M7	2005-06
MOUNTAIN CAT 1000	2001-02
MOUNTAIN CAT 500 EFI & INT'L	2001-02
MOUNTAIN CAT 570	2002-04
MOUNTAIN CAT 600	2001-04
MOUNTAIN CAT 800	2001-04
MOUNTAIN CAT 900	2003-04
PANTERA 1000	2000-01
PANTERA 550	2002-05
PANTERA 580	1999-01
PANTERA 600	2002-05
PANTERA 800	1999-04
PANTHER 340	1999-00
PANTHER 370	2001-05



OEM# 1639-029
 Drive clutch, Spider rebuild kit
 Pin x 3 pcs, roller x 3 pcs, button x 6pcs
 OEM#'s: 0646-270 pin, 0646-293 button, 0646-327/0646-294 washer, 0746-067 roller, 0646-272 bearing
****Fits many other years than OE# lists. ACAT stopped selling the rebuild kit/spiders**

Model	Year	Model	Year
Arctic Cat™		Arctic Cat™	
PANTHER 440 (ALL OPTIONS)	1999-01	ZL 550	2000-03
PANTHER 550 (ALL OPTIONS)	1999-01	ZL 580	2000
PANTHER 570	2002-06	ZL 600 ALL	1999-03
POWDER SPECIAL 500/600/700	1999-00	ZL 700	2000
SABERCAT 500	2004-06	ZL 800	2001-03
SABERCAT 600	2004-06	ZR 2K	2000
SABERCAT 700 EFI	2004-06	ZR 440 SNO-PRO	1999-02
THUNDERCAT	1999-02	ZR 500 ALL	1999-02
TRIPLE TOURING 600 & INT'L	1999-01	ZR 600 ALL	1999-02
Z 370 (ALL OPTIONS)	2000-06	ZR 700 ALL	1999-00
Z 440 (ALL OPTIONS)	1999-06	ZR 800	2001-03
Z 570	2002-06	ZR 900	2003-06
ZL 440	1999-00	ZRT 600	1999-02
ZL 500 ALL	1999-02	ZRT 800	1999-01



Complete Rebuild kit, INCL.: 254-4000

Part No.	Code	Keyword
254-4003	B	16

Model	Year
Polaris™	
P85 CLUTCH	1989-97



Part No.	Code	Keyword
254-4027	B	16

Model	Year
Polaris™	
P85 CLUTCH	1998-01



Complete Rebuild kit, INCL.: 254-4000

Part No.	Code	Keyword
254-4006	B	16

Model	Year
Polaris™	
P85 CLUTCH (WIDE ROLLERS)	1994-97



Part No.	Code	Keyword
254-4028	B	16

Model	Year
Polaris™	
P85 CLUTCH (WIDE ROLLERS)	1998-08

SPX CLUTCH REBUILD KIT



SKI-DOO™ TRA CLUTCH REBUILD KIT

Complete Kit
OEM# 417-0061-00
For Drive Pulley



Part No.	Code	Keyword
252-0400	B	16

Model	Year
Ski-Doo™	
FORMULA 380 DLX	2000
FORMULA 500	1997-98
FORMULA 500 DLX	1997-98
FORMULA 500 DLX	2000-01
FORMULA 500 F DLX	2001
FORMULA 500 LC	2000
FORMULA 500 LC DLX	2000
FORMULA 583	1997
FORMULA 583 DLX	1998
FORMULA 600/700 DLX	2000-01
FORMULA III	1997
FORMULA III 600/700	1998-99
FORMULA III 600 LT	1998
FORMULA III 600 R	1998
FORMULA III 700 R	1998, 00
FORMULA III 800	1999-00
FORMULA III LT	1997
FORMULA S	1997, 00
FORMULA SL	1997-98
FORMULA Z	1997
FORMULA Z 583	1998
FORMULA Z 600/700	2000
FORMULA Z 670	1998

Model	Year
Ski-Doo™	
GRAND TOURING 380 F	2002
GRAND TOURING 500	1997-03
GRAND TOURING 500 F	2002
GRAND TOURING 583	1997-99
GRAND TOURING 600	2000-03
GRAND TOURING 700	1998-03
GRAND TOURING 800	2002
GRAND TOURING 800 SE	2001
GRAND TOURING SE	1997-00
GRAND TOURING SE ME	2000
LEGEND 380F/500F	2002
LEGEND 500/600	2002-03
LEGEND 500 SS	2004
LEGEND 700	2002-04
LEGEND 800	2002
MACH 1	1997-99
MACH 1 R	1998-00
MACH Z	1997-03
MACH Z LT	1997-99
MACH Z LT (SV TRACK)	1998
MACH Z LT R	1998-99
MACH Z M.H.R	1999
MACH Z R	1998-00

Model	Year
Ski-Doo™	
MACH Z R ME	2000
MX Z 380 F/500 F	2002
MX Z 440	2000
MACH Z R ME	2000
MX Z 380 F/500 F	2002
MX Z 440	2000
MX Z 440 F	1997-98, 01
MX Z 440 LC	1997
MX Z 500	1998, 00-02
MX Z 500 SB	2000
MX Z 583/670	1997-98
MX Z 600 HO	2003
MX Z 600 SB	2000
MX Z 670 HO T.H.	1999
MX Z 700	1999-03
MX Z 700 SB	2000
MX Z 700 SB ME	2000
MX Z 800	2000-03
MX Z 800 REV	2002
MX Z X 400 LC	1997-01
MX Z X 440	2002-03
SKANDIC SUV 550F	2006-07
SUMMIT 600	1999-02
SUMMIT 600 HO	2003
SUMMIT 600/SB	2000
SUMMIT 700	1999
SUMMIT 700	2001-03
SUMMIT 700 SB	2000
SUMMIT 800	2001-02
SUMMIT 800 HO	2003
SUMMIT 800 H.M.	2000
SUMMIT H.M.	2000

SKI-DOO™ (TRA III)

Primary Clutch Rebuild Kit

Contains:

- Set of rollers 417222947
- Stopper washers on side of rollers 417004302
- New cotter keys 250400060
- Set of slider buttons 417222992
- And ORings 732401030
- Primary sheave bushing 417222758
- And Circlip 293370037 417222758



Part No.	Code	Keyword
252-0401	B	16

Model	Year
Ski-Doo™	
600 HO	2003-08
800 ETEC	2011-18
800 HO	2003-08
800 PTEK	2008-10

SKI-DOO™ P DRIVE CLUTCH REBUILD KIT

OEM# 250-0007-63 / 250-4000-74 /
293-3700-49 / 417-1273-18 / 417-2238-08 /
417-2239-89 / 417-2239-92 / 417-2240-09 /
417-2240-34 / 417-2241-53



Part No.	Code	Keyword
252-0402	B	16

Model	Year
Ski-Doo™	
BACKCOUNTRY 850 ETEC	2019
FREERIDE 850 ETEC	2018-19
MXZ 850 ETEC	2017-19
RENEGADE 850 ETEC	2017-19
SUMMIT 850 ETEC	2017-19

DRIVE CLUTCH REBUILD KIT



Part No.	Code	Keyword
252-0501	B	16

Kit Contents:

- Clutch Bolt OEM# 250-0007-63 - Qty 3
- Plastic Washer OEM# 417-2240-09 - Qty 6
- Clutch Roller OEM# 417-2238-08 - Qty 3
- Roller Axle OEM# 417-2239-89 - Qty 3

Model	Year
Ski-Doo™	
BACKCOUNTRY 850 ETEC	2019
FREERIDE 850 ETEC	2018-19
MXZ 850 ETEC	2017-19
RENEGADE 850 ETEC	2017-19
SUMMIT 850 ETEC	2017-19

SPX CLUTCH REBUILD KIT



Part No. Code Keyword
252-0403 B 16

OEM# 293-3001-45, 293-3001-85, 417-2237-67, 417-2239-19
33pcs/Kit: Cam Shoe x 12,
Roller x 6
Plastic Washer x 12
O-Ring x 3

Model	Year
Ski-Doo™	
EXPEDITION LE/SE 1200 4-TEC	2013-15
EXPEDITION LE/SE 900 ACE	2015-17
EXPEDITION SPORT 550F	2012-20
EXPEDITION SPORT 600 ACE	2011-20
EXPEDITION SPORT 900 ACE	2014-15
GRAND TOURING LE 900 ACE	2014-15
GRAND TOURING LE/SE 1200 4-TEC	2013-15
GRAND TOURING SPORT 550F	2012-15
GRAND TOURING SPORT 600 ACE	2011-20
GSX LE 900 ACE	2014-15
GSX LE/SE 1200 4-TEC	2013-15
MXZ SPORT 550F	2012-14
MXZ SPORT 600 ACE	2011-18
MXZ TNT 550F	2012-13
MXZ TNT 600 ACE	2011-12
MXZ TNT 900 ACE	2014-15
MXZ X/TNT 1200 4-TEC	2013-15
RENEGADE ADRENALINE 900 ACE	2014-15
RENEGADE ADRENALINE/X 1200 4-TEC	2013-15
RENEGADE SPORT 550F	2012-15
RENEGADE SPORT 600 ACE	2011-20
SKANDIC SWT/WT 550F	2012-20
SKANDIC SWT/WT 600 ACE	2011-20
TUNDRA LT 600 ACE	2011-20
TUNDRA LT/SPORT/WT 550F	2012-20
TUNDRA SPORT 600 ACE	2012-20



Part No. Code Keyword
252-0404 B 16

OEM# 293-3001-45, 293-3001-85, 417-2239-19, 417-2240-81
21pcs/Kit: Cam Shoe x 12
Roller x 6
O-Ring x 3

Model	Year
Ski-Doo™	
EXPEDITION LE/SE 1200 4-TEC	2016-19
EXPEDITION SPORT 900 ACE	2016-18
GRAND TOURING LE/SE 1200 4-TEC	2016-18
GRAND TOURING LE/SE 900 ACE	2016-18
MXZ TNT 900 ACE	2016-18
MXZ X/TNT 1200 4-TEC	2016-18
RENEGADE ADRENALINE 900 ACE	2016-18
RENEGADE ADRENALINE/X 1200 4-TEC	2016-18



Part No. Code Keyword
252-0406 B 16

OEM# 250-0007-63, 250-4000-74, 293-2503-89, 293-3701-17, 417-2239-89, 417-2240-09, 417-2240-34, 417-2241-53, 417-2241-54, 417-2241-91, 417-2242-04, 417-2242-85, 417-2244-58
Bushing x 2, C-Clip x 2, Front Torque Roller x 3,
Back Torque Roller x 3, Pin x 3, Spring Pin x 3,
Bolt x 3, Plastic Washer x 6, Roller x 3,
Roller Pin x 3. 31pcs/Kit.

NOTE: Uses Front Clutch Roller OE# 417-2240-34 / 417-2244-58

Model	Year
Ski-Doo™	
BACKCOUNTRY 850 E-TEC	2020-21
EXPEDITION LE/SE 900 ACE TURBO	2020-21
EXPEDITION XTREME 850 E-TEC	2020-21
FREERIDE 850 E-TEC	2020-21
GRAND TOURING 900 ACE TURBO	2019-21
RENEGADE 850 E-TEC	2020-21
RENEGADE 900 ACE TURBO	2019-21
SUMMIT 850 E-TEC	2020-21



Part No. Code Keyword
252-0405 B 16

OEM# 293-3700-37, 417-0069-00, 417-2223-62, 417-2227-58, 417-2229-47, 420-4600-45, 420-4600-50, 5430945, 5438247, 732-4010-30
26pcs/Kit: Roller x 3,
Pin x 3,
Plastic Washer x 6,
O-Ring x 6., Cam Shoe x 6pcs
C-Clip x 1, Bushing x 1

NOTE: Same as Part No. 252-0401 but uses button Part No. 252-2040

Model	Year
Ski-Doo™	
550F	2010-11
600 CARB	2010-18
600 ETEC	2009-18





P DRIVE TORQUE ROLLER REBUILD KIT

OEM# 250-4000-74/
417-2239-92/417-2240-34/417-2241-53

Part No.	Code	Keyword
252-0500	B	16

Kit Contents:
Clutch Roller - Qty 6
Clutch Pin - Qty 3
Spring Pin - Qty 3



Model	Year
Ski-Doo™	
MXZ 600 RS	2016-19
MXZ 600R ETEC	2018-19
BACKCOUNTRY 850 ETEC	2019
EXPEDITION XTREME 850 E-TEC	2020
FREERIDE 850 ETEC	2018-19
MXZ 850 ETEC	2017-19
MXZ TNT 850 ETEC	2017-19
RENEGADE 850 ETEC	2017-19
RENEGADE X 850 ETEC	2017-19
RENEGADE ADRENALINE 850 ETEC	2017-19
SUMMIT 850 ETEC	2017-19
SUMMIT SP 850 ETEC	2017-19

SPX ROLLER LEVER BUSHING 6PK



Part No.	Code	Keyword
252-0503	B	16

Model	Year
Ski-Doo™	
CAN BE USED TO REPLACE 417222671	1997-17
LEVER BUSHING, OE DOES NOT OFFER SEPARATE	

YAMAHA™ DRIVE CLUTCH KITS

PRIMARY DRIVE CLUTCH KIT

Part No.	Code	Keyword
253-4001	B	16

Model	Year
Yamaha™	
ALL YAMAHA™ YVXC	1988 & NEWER
EXCITER II	88R-17624-01 / 88R-17624-00 1991-93
EXCITER II LE	88R-17624-01 / 88R-17624-00 1992
EXCITER II LE	8BH-17624-20 / 8AB-17624-10 / 88R-17624-10 1991, 93
EXCITER II ST	88R-17624-01 / 88R-17624-00 1993
EXCITER II SX	88R-17624-01 / 88R-17624-00 1993
MOUNTAIN MAX 600	8CR-17624-00 / 8CA-17624-90 / 8CA-17624-30 / 8CA-17624-91 1998-02
MOUNTAIN MAX 700	8CR-17624-00 / 8CA-17624-90 / 8CA-17624-30 / 8CA-17624-91 1998-03
MOUNTAIN MAX 800	8BH-17624-20 / 8AB-17624-10 / 88R-17624-10 1997
PHAZER 500	8CR-17624-00 / 8CA-17624-90 / 8CA-17624-30 / 8CA-17624-91 1999-01
PHAZER II	88R-17624-01 / 88R-17624-00 1992-95
PHAZER II	8BH-17624-00 / 8BH-17624-10 1996
PHAZER II LE	88R-17624-01 / 88R-17624-00 1992-95
PHAZER II LE	8BH-17624-00 / 8BH-17624-10 1996
PHAZER II ST	88R-17624-01 / 88R-17624-00 1994-95
PHAZER II MOUNTAIN LITE	8BH-17624-00 / 8BH-17624-10 1996
PHAZER MOUNTAIN LITE	8BH-17624-00 / 8BH-17624-10 1998-99
PHAZER SS	8BH-17624-00 / 8BH-17624-10 1997-98
PHAZER SS ELECTRIC	8BH-17624-00 / 8BH-17624-10 1997-98
RX1 / ER / LE / MOUNTAIN	8CR-17624-00 / 8CA-17624-90 / 8CA-17624-30 / 8CA-17624-91 2003
SRX 600	8CR-17624-00 / 8CA-17624-90 / 8CA-17624-30 / 8CA-17624-91 1999-02
SRX 700	8CR-17624-00 / 8CA-17624-90 / 8CA-17624-30 / 8CA-17624-91 1998-02
SRX700 OHLINS	8CR-17624-00 / 8CA-17624-90 / 8CA-17624-30 / 8CA-17624-91 1990-00
SX 500	8CR-17624-00 / 8CA-17624-90 / 8CA-17624-30 / 8CA-17624-91 2001
SX 500 R	8CR-17624-00 / 8CA-17624-90 / 8CA-17624-30 / 8CA-17624-91 2000-01
SX 600	8CR-17624-00 / 8CA-17624-90 / 8CA-17624-30 / 8CA-17624-91 1999-03
SX 600 R	8CR-17624-00 / 8CA-17624-90 / 8CA-17624-30 / 8CA-17624-91 2000-03
SX 700 R	8CR-17624-00 / 8CA-17624-90 / 8CA-17624-30 / 8CA-17624-91 2001
SX 700 SD	8CR-17624-00 / 8CA-17624-90 / 8CA-17624-30 / 8CA-17624-91 2000
SX VENOM	8CR-17624-00 / 8CA-17624-90 / 8CA-17624-30 / 8CA-17624-91 2004-06
SX VENOM ER	8CR-17624-00 / 8CA-17624-90 / 8CA-17624-30 / 8CA-17624-91 2004-06
SX VIPER	8CR-17624-00 / 8CA-17624-90 / 8CA-17624-30 / 8CA-17624-91 2003
SX VIPER ER	8CR-17624-00 / 8CA-17624-90 / 8CA-17624-30 / 8CA-17624-91 2002-04
SX VIPER MOUNTAIN	8CR-17624-00 / 8CA-17624-90 / 8CA-17624-30 / 8CA-17624-91 2003-06
SX VIPER S	8CR-17624-00 / 8CA-17624-90 / 8CA-17624-30 / 8CA-17624-91 2004
VENTURE 500	8CR-17624-00 / 8CA-17624-90 / 8CA-17624-30 / 8CA-17624-91 2000-01
VENTURE 500 XL	8CR-17624-00 / 8CA-17624-90 / 8CA-17624-30 / 8CA-17624-91 1999
VENTURE 600	8CR-17624-00 / 8CA-17624-90 / 8CA-17624-30 / 8CA-17624-91 1999-06



Steel bush 1, fiber bushing 1,
Hollow pin black 3, steel pin 3,
Nylon washer 6, cam shoe 6

YAMAHA™ DRIVE CLUTCH KITS

PRIMARY DRIVE CLUTCH KIT



Part No.	Code	Keyword
253-4001	B	16

Continued from Previous Page

Model	Year
Yamaha™	
VENTURE 700	8CR-17624-00 / 8CA-17624-90 / 8CA-17624-30 / 8CA-17624-91 1999-02, 04
VENTURE GT	88R-17624-01 / 88R-17624-00 1992-93
VENTURE TR ELECTRIC	88R-17624-01 / 88R-17624-00 1996-98
VENTURE XL	88R-17624-01 / 88R-17624-00 1992-98
VENTURE XL	8CR-17624-00 / 8CA-17624-90 / 8CA-17624-30 / 8CA-17624-91 2000, 06
VIKING	1993-95
VK540 III	88R-17624-01 / 88R-17624-00 1997-05
VMAX 500 (ALL)	Jan-94
VMAX 500 / DELUXE	8CR-17624-00 / 8CA-17624-90 / 8CA-17624-30 / 8CA-17624-91 1999-01
VMAX 500 / DX / LE	8BH-17624-20 / 8AB-17624-10 / 88R-17624-10 1995
VMAX 500 / DX / LE	8BH-17624-00 / 8BH-17624-10 1996
VMAX 500 SX	8CR-17624-00 / 8CA-17624-90 / 8CA-17624-30 / 8CA-17624-91 1999
VMAX 500 XT	8BH-17624-00 / 8BH-17624-10 1996
VMAX 600 (ALL)	1994-03
VMAX 600	8BH-17624-20 / 8AB-17624-10 / 88R-17624-10 1995
VMAX 600	8CR-17624-00 / 8CA-17624-90 / 8CA-17624-30 / 8CA-17624-91 1999
VMAX 600 DELUXE	8CR-17624-00 / 8CA-17624-90 / 8CA-17624-30 / 8CA-17624-91 1999-01
VMAX 600 DX / LE / ST	8BH-17624-20 / 8AB-17624-10 / 88R-17624-10 1995
VMAX 600 ER	8CR-17624-00 / 8CA-17624-90 / 8CA-17624-30 / 8CA-17624-91 2002-03
VMAX 600 SX	8CR-17624-00 / 8CA-17624-90 / 8CA-17624-30 / 8CA-17624-91 1999
VMAX 700	8CR-17624-00 / 8CA-17624-90 / 8CA-17624-30 / 8CA-17624-91 1999-00
VMAX 700 DELUXE	8CR-17624-00 / 8CA-17624-90 / 8CA-17624-30 / 8CA-17624-91 1999-01
VMAX 700 SX	1997-01
VMAX 700 SX	8CR-17624-00 / 8CA-17624-90 / 8CA-17624-30 / 8CA-17624-91 1998-99
VMAX 700 SXS	8CR-17624-00 / 8CA-17624-90 / 8CA-17624-30 / 8CA-17624-91 1998
VMAX 700 ER	8CR-17624-00 / 8CA-17624-90 / 8CA-17624-30 / 8CA-17624-91 2002
VMAX-4	8BH-17624-20 / 8AB-17624-10 / 88R-17624-10 1993
VMAX-4 800	8BH-17624-00 / 8BH-17624-10 1995-96
VMAX-4 800	8BH-17624-20 / 8AB-17624-10 / 88R-17624-10 1997
VMAX-4 MOUNTAIN MAX	8BH-17624-20 / 8AB-17624-10 / 88R-17624-10 1996
VMAX-4 ST	8BH-17624-20 / 8AB-17624-10 / 88R-17624-10 1995
VT500C	8CR-17624-00 / 8CA-17624-90 / 8CA-17624-30 / 8CA-17624-91 1999
VT500XLF	8CR-17624-00 / 8CA-17624-90 / 8CA-17624-30 / 8CA-17624-91 2001
VX700F	8CR-17624-00 / 8CA-17624-90 / 8CA-17624-30 / 8CA-17624-91 2001
VX800AQA	8BH-17624-20 / 8AB-17624-10 / 88R-17624-10 1997

SECONDARY CLUTCH KIT

Part No.	Code	Keyword
253-4002	B	16

Yamaha's rollers are mostly interchangeable, But these are the recommended clutch rebuild kits per app.



Model	Year
Yamaha™	
MOUNTAIN MAX 600	1997-02
MOUNTAIN MAX 700	1997-03
MOUNTAIN MAX 800	1997
PHAZER 480	1999
PHAZER 500	1999-01
RX 1	2003-04
SRX 600	1998-99
SRX 700	1998-02

Model	Year
Yamaha™	
SX 500	2000-01
SX 600	200-02
SX 600R	2003
SX 700 (EXCEPT 1999)	1997-01
SX 700 VIPER	2003-04
SX VENOM	2004
VMAX 500/600/-4	1995-96


Model	Year
Yamaha™	
VT 500	1997-01
VT 600	1997-04
VT 700	1998-04
VX 500	1997-01
VX 600	1997-03
VX 700	1998-02
VX 800	1997

CLUTCH ROLLERS



Part No.	Code	Keyword
250-2018	B	16

OEM# 0648-079 / 0648-123
Sold in packages of 3



Model	Year
Arctic Cat™	
BEARCAT	1998-00
BEARCAT 550 WT	2001-02
BEARCAT 570 LONG TRACK (ALL)	2006-08
BEARCAT 570, INT'L	2004-05
BEARCAT WIDE TRACK (ALL OPTIONS)	2005-08
BRARCAT WT 4 STROKE	2003-04
FIRECAT F5	2003-04
FIRECAT F6	2004
FIRECAT F7	2003-04
KING CAT 900	2004-06
MOUNTAIN CAT 1000	2001-02
MOUNTAIN CAT 500, EFI	2001-02
MOUNTAIN CAT 570	2002-04
MOUNTAIN CAT 600/800	2001-04
MOUNTAIN CAT 900	2003-04
PANTERA 1000	2000-01
PANTERA 550	2002-05
PANTERA 580 EFI	2001
PANTERA 600 EFI	2002-05

Model	Year
Arctic Cat™	
PANTERA 800 EFI	2002-04
PANTHER 340	2000
PANTHER 370 (ALL OPTIONS)	2001-08
PANTHER 440, ESR	2000-02
PANTHER 550	2000-01
PANTHER 570 (ALL OPTIONS)	2002-07
PANTHER 580 EFI	2000
PANTHER 660 TOURING (ALL OPTIONS)	2006-08
PANTHER 660 TRAIL	2006-07
POWDER SPECIAL 600/700	2000
POWDERCAT	1998-00
SABERCAT 500, LX	2005
SABERCAT 500/600/700	2004
SABERCAT 500/600/700 EFI (ALL OPTIONS)	2005-06
T660 TOURING	2006-08
THUNDERCAT 1000	2001-02
THUNFERCAT, M.C.	2000
TOURING 4-STROKE	2002-03
TRAIL 4-STROKE	2002-03

Model	Year
Arctic Cat™	
TRIPLE TOWING 600	2000-01
Z 370 (ALL OPTIONS)	2001-07
Z 440 (ALL OPTIONS)	2000-06
Z 570 (ALL OPTIONS)	2002-07
ZL 440	2000
ZL 500	2000-02
ZL 550 (ALL OPTIONS)	2000-03
ZL 580	2000
ZL 600 (ALL OPTIONS)	2000-03
ZL 700	2000
ZL 800 EFI, ESR	2001-03
ZR 440 SNO PRO	2000-04
ZR 500/600 (ALL OPTIONS)	2000-02
ZR 700/LE	2000
ZR 800 (ALL OPTIONS)	2001-03
ZR 900 (ALL OPTIONS)	2003
ZR600	1998-00
ZRT 800	2000-01

Part No.	Code	Keyword
251-2000	B	16

OEM# 0648-139
Sold in 6 Pack



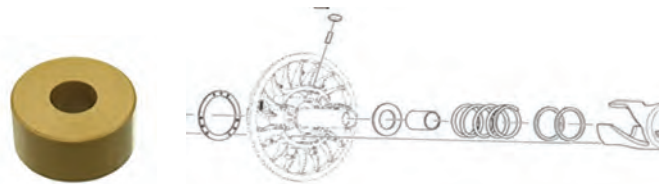
Model	Year
Arctic Cat™	
BEARCAT 2000 (ALL)	2015-18
BEARCAT 5000 (ALL)	2015
BEARCAT 570 (ALL)	2006-14
BEARCAT WT TURBO	2006-08
BEARCAT Z1	2009-14
CFR 800/1000 (ALL)	2010-11
CROSSFIRE 1000 (ALL)	2007-09
CROSSFIRE 500 (ALL)	2007-09
CROSSFIRE 600 (ALL)	2006-11

Model	Year
Arctic Cat™	
CROSSFIRE 700 (ALL)	2006-07
CROSSFIRE 800 (ALL)	2007-11
F1000 (ALL)	2007-09
F5 (ALL)	2007-14
F570 EFI / INT'L	2008-14
F6 (ALL)	2007-11
F8 (ALL)	2007-10
FIRECAT 500 (ALL)	2005-06
FIRECAT 600/700 (ALL)	2005-06

Model	Year
Arctic Cat™	
JAGUAR Z1 1100 (ALL)	2007-08
LYNX 2000 /LT	2015-20
M5/M7 (ALL)	2005-06
M6 (ALL)	2005-11
M8 (ALL)/M1000 (ALL)	2007-11
T500 EFI / T570 EFI / INT'L	2008-14
T660 TURBO (ALL)	2004-07
TZ1/Z1 (ALL)	2008-14
ZR 900 (ALL)	2004-06

Part No.	Code	Keyword
251-2001	B	16

OEM# 0648-798 / 0648-824
 Secondary Clutch
Sold in Packs of 2



Model	Year
Arctic Cat™	
BEARCAT 2000 LT	2017
BEARCAT 3000 LT	2017
F 1100 ALL	2013
F 800 ALL	2012-13
M 1100 ALL	2013
M 6000 ALL	2014-15
M 800	2012-13
M 7000	2015
M 8000 ALL	2014-15

Model	Year
Arctic Cat™	
M 9000 ALL	2014-15
NORSEMAN 3000	2018-19
PANTERA 3000	2017-19
PANTERA 7000	2015
XF 1100 ALL	2013
XF 6000 ALL	2015
XF 7000 ALL	2014-15
XF 800 ALL	2012-13
XF 8000 ALL	2014-15

Model	Year
Arctic Cat™	
XF 9000 ALL	2014-15
ZR 3000 ALL	2017-19
ZR 4000 ALL	2017
ZR 5000 ALL	2014-15
ZR 6000 ALL	2014-15
ZR 7000 ALL	2014-15
ZR 8000 ALL	2014-15

CLUTCH ROLLERS



Part No.	Code	Keyword
251-2002	B	16

OEM# 0648-842

Sold Per Pair



I.D. (mm)	O.D (mm)	Height (mm)
9.6	28.83	14

Model	Year
Arctic Cat™	
BEARCAT 7000 XT	2017-19
M 6000 (ALL)	2016-20
M 7000 LTD/SNO PRO	2016
M 8000 HARDCORE	2016-21
M 9000 KING CAT/SNO PRO	2016-18
NORSEMAN 6000	2019
NORSEMAN 8000 X	2019-21
PANTERA 6000	2018-19
PANTERA 7000	2016-18
RIOT 6000	2020-21


Model	Year
Arctic Cat™	
RIOT 8000 (ALL)	2020-21
XF 6000 (ALL)	2016-19
XF 7000 CROSSTOUR / CROSSTREK	2016-17
XF 8000 (ALL)	2016-19
XF 9000 (ALL)	2016-19
ZR 5000 LXR	2016-17
ZR 6000 (ALL)	2016-21
ZR 7000 (ALL)	2016-19
ZR 8000 (ALL)	2016-21
ZR 9000 (ALL)	2016-21

Part No.	Code	Keyword
252-2002	B	16

OEM# 417-1270-16

For Secondary Clutch

Sold in Pack of 2



Model	Year
Ski-Doo™	
BACKCOUNTRY 600R ETEC	2019-22
BACKCOUNTRY 850 ETEC (ALL)	2019-22
EXPEDITION LE/SE 1200	2011-17
EXPEDITION LE/SE 600HO ETEC	2011-16
EXPEDITION LE/SE 900 ACE TURBO	2020-22
EXPEDITION SPORT 550F	2012-20
EXPEDITION SPORT 600 ACE	2011-21
EXPEDITION SPORT 600 EFI	2021
EXPEDITION SPORT 900ACE	2014-22
EXPEDITION TUV 1200	2010
EXPEDITION TUV 600 HO SDI REV-XU	2009
EXPEDITION TUV 600HO SDI	2010
EXPEDITION XTREME 800R	2018
EXPEDITION XTREME 850 ETEC	2020-21
FREERIDE 800R	2012-17
FREERIDE 850 ETEC	2018-21
GRAND TOURING 1200 LE/SE	2010-17
GRAND TOURING 600 ACE	2012-21
GRAND TOURING 600 HO	2010-18
GRAND TOURING 600R ETEC	2019-21
GRAND TOURING 900 ACE	2014-22
GRAND TOURING 900 ACE TURBO	2020-21
GRAND TOURING SPORT 550F	2012-14
GSX 1200 LE/SE	2009-14
GSX 500 SS SPORT	2008-09
GSX 600 HO ETEC LE/SE	2010-14
GSX 600 SPORT	2010
GSX LE 900ACE	2014
GSX SE 800RETEC XR	2012-14
GSX TOURING 600 HO SDI LTD	2008
GTX 1200 4-TEC LE/SE	2009
GTX 500 SS SPORT	2009

Model	Year
Ski-Doo™	
GTX 600 HO E-TEC LE	2009
MX X TNT 800R ETEC/PTEK	2011-14
MXZ 1200 4-TEC RENEGADE	2009
MXZ 1200 ADRENALINE	2010
MXZ 600 EFI SPORT	2021
MXZ 600 HO E-TEC ADRENALINE	2009-10
MXZ 600 HO E-TEC RENEGADE	2009
MXZ 850 ETEC	2017-21
MXZ SPORT 600	2010-19
MXZ SPORT 600 ACE	2015-19
MXZ SPORT/TNT 550F	2012-14
MXZ TNT 1200	2009-17
MXZ TNT 500 SS	2008-09
MXZ TNT 600	2010-14
MXZ TNT 600 HO/600R E-TEC	2009-21
MXZ TNT 900ACE	2014-18
MXZ TRAIL 500 SS	2008-09
MXZ X 1200 /4-TEC/RENEGADE	2009-17
MXZ X 600 HO E-TEC RENEGADE	2009
MXZ X 800 R SDI/PTECK	2008-10
MXZ X RS 800R PTEK	2010
MXZ X/XRS 600 HO/600R ETEC	2009-21
MXZ X/XRS 800 R ETEC	2010-18
RENEGADE 600 EFI SPORT	2021
RENEGADE ADRENALINE/X 1200	2010-17
RENEGADE SPORT 1200 4TEC	2010-17
RENEGADE SPORT 550F	2012-14
RENEGADE SPORT 600 XP/600R/ACE	2012-20
RENEGADE X/ADREN./	2010-21
BACKCNTRY 600HO/600R	
RENEGADE 850 ETEC	2019-21
RENEGADE 900 ACE ALL	2014-21

Model	Year
Ski-Doo™	
RENEGADE 900 ACE TURBO ALL	2020-21
RENEGADE X/ADREN./	2010-18
BACKCOUNTRY 800R/HO	
SKANDIC SPORT 600 EFI	2021-22
SKANDIC SWT 600 ACE	2012-16
SKANDIC SWT 600 HO ETEC	2012-16
SKANDIC SWT/WT 600 ACE	2012-18
SKANDIC SWT/WT 900 ACE	2015-18
SKANDIC WT 500	2015-16
SKANDIC WT 550F	2013-16
SKANDIC WT 600 EFI	2021-22
SKANDIC WT 600HO ETEC	2012-17
SKANDIC SWT 900 ACE	2021
SKANDIC WT 900 ACE	2021-22
SUMMIT 600 HO E-TEC (ALL)	2009-18
SUMMIT 600R ETEC	2019-21
SUMMIT 850 ETEC ALL	2018-22
SUMMIT 850 ETEC TURBO	2020-21
SUMMIT EVEREST 500 SS	2009
SUMMIT EVEREST 800 R	2008-11
SUMMIT FREERIDE 800 R	2011
SUMMIT HILLCLIMB EDITION	2009-10
SUMMIT SP/SPORT 800R PTEK/ETEC	2011-17
SUMMIT X 800R	2008-17
TUNDRA 550F	2014-20
TUNDRA 600 ACE	2011-22
TUNDRA 600 EFI LT	2021-22
TUNDRA 600 EFI SPORT	2021
TUNDRA 900 ACE	2011-17
TUNDRA XTREME 600HO ETEC	2011-20

CLUTCH ROLLERS



Part No. Code Keyword
252-2003 B 16

Heavy Duty Roller

Up to 40% stronger than OEM Rollers
 Material: BakeLite & Stainless Steel



I.D. (mm)	O.D. (mm)	Height (mm)
8.1	22	14.6 / 14.2

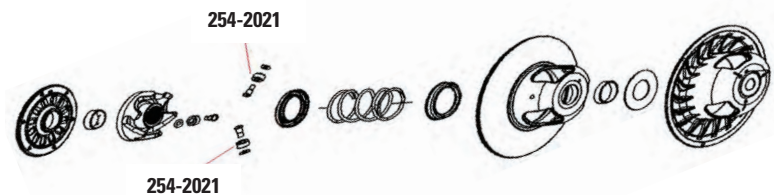
Model	Year
Ski-Doo™	
49 RANGER 600 ACE	2013-21
49 RANGER 600R ETEC	2011-21
49 RANGER 900 ACE	2016-20
69 RANGER 900 ACE	2021
ADVENTURE GT 600 SDI	2009
ADVENTURE LX 600 ACE	2012-19
BOONDOCKER 600R ETEC	2013-21
BOONDOCKER 800 ETEC	2013-17
BOONDOCKER 850 ETEC	2018-22
BACKCOUNTRY 600R ETEC	2019-22
BACKCOUNTRY 850 ETEC (ALL)	2019-22
COMMANDER 600R ETEC	2020-21
COMMANDER 900 ACE	2020
COMMANDER 900 ACE TURBO	2021
EXPEDITION LE/SE 1200	2011-17
EXPEDITION LE/SE 600HO ETEC	2011-16
EXPEDITION LE/SE 900 ACE TURBO	2020-22
EXPEDITION SPORT 550F	2012-20
EXPEDITION SPORT 600 ACE	2011-21
EXPEDITION SPORT 600 EFI	2021
EXPEDITION SPORT 900ACE	2014-22
EXPEDITION TUV 1200	2010
EXPEDITION TUV 600 HO SDI REV-XU	2009
EXPEDITION TUV 600HO SDI	2010
EXPEDITION XTREME 800R	2018
EXPEDITION XTREME 850 ETEC	2020-21
FREERIDE 800R	2012-17
FREERIDE 850 ETEC	2018-21
GRAND TOURING 1200 LE/SE	2010-17
GRAND TOURING 600 ACE	2012-21
GRAND TOURING 600 HO	2010-18
GRAND TOURING 600R ETEC	2019-21
GRAND TOURING 900 ACE	2014-22
GRAND TOURING 900 ACE TURBO	2020-21
GRAND TOURING SPORT 550F	2012-14
GSX 1200 LE/SE	2009-14
GSX 500 SS SPORT	2008-09
GSX 600 HO ETEC LE/SE	2010-14
GSX 600 SPORT	2010
GSX LE 900ACE	2014
GSX SE 800RETEC XR	2012-14
GSX TOURING 600 HO SDI LTD	2008
GTX 1200 4-TEC LE/SE	2009

Model	Year
Ski-Doo™	
GTX 500 SS SPORT	2009
GTX 600 HO E-TEC LE	2009
MX X TNT 800R ETEC/PTEK	2011-14
MXZ 1200 4-TEC RENEGADE	2009
MXZ 1200 ADRENALINE	2010
MXZ 600 EFI SPORT	2021
MXZ 600 HO E-TEC ADRENALINE	2009-10
MXZ 600 HO E-TEC RENEGADE	2009
MXZ 850 ETEC	2017-21
MXZ SPORT 600	2010-19
MXZ SPORT 600 ACE	2015-19
MXZ SPORT/TNT 550F	2012-14
MXZ TNT 1200	2009-17
MXZ TNT 500 SS	2008-09
MXZ TNT 600	2010-14
MXZ TNT 600 HO/600R E-TEC	2009-21
MXZ TNT 900ACE	2014-18
MXZ TRAIL 500 SS	2008-09
MXZ X 1200 /4-TEC/RENEGADE	2009-17
MXZ X 600 HO E-TEC RENEGADE	2009
MXZ X 800 R SDI/PTECK	2008-10
MXZ X RS 800R PTEK	2010
MXZ X/XRS 600 HO/600R ETEC	2009-21
MXZ X/XRS 800 R ETEC	2010-18
RAVE /SC 600	2010-12
RAVE 550	2012-14
RAVE 600	2009-10
RAVE 600 ACE	2012-19
RAVE 850 ETEC	2020-22
RAVE GLS 800 ETEC	2013
RAVE RE 600R ETEC	2009-21
RAVE RE 800 ETEC	2011-18
RAVE RE 800 PTEK	2009-10
RENEGADE 600 EFI SPORT	2021
RENEGADE 850 ETEC	2019-21
RENEGADE 900 ACE ALL	2014-21
RENEGADE 900 ACE TURBO ALL	2020-21
RENEGADE ADRENALINE/X 1200	2010-17
RENEGADE SPORT 1200 4TEC	2010-17
RENEGADE SPORT 550F	2012-14
RENEGADE SPORT 600 XP/600R/ACE	2012-20
RENEGADE X/ADREN./	2010-21
BACKCNTRY 600HO/600R	

Model	Year
Ski-Doo™	
RENEGADE X/ADREN./	2010-18
BACKCOUNTRY 800R/HO	
SKANDIC SPORT 600 EFI	2021-22
SKANDIC SWT 600 ACE	2012-16
SKANDIC SWT 600 HO ETEC	2012-16
SKANDIC SWT 900 ACE	2021
SKANDIC SWT/WT 600 ACE	2012-18
SKANDIC SWT/WT 900 ACE	2015-18
SKANDIC WT 500	2015-16
SKANDIC WT 550F	2013-16
SKANDIC WT 600 EFI	2021-22
SKANDIC WT 600HO ETEC	2012-17
SKANDIC WT 900 ACE	2021-22
SUMMIT 600 HO E-TEC (ALL)	2009-18
SUMMIT 600R ETEC	2019-21
SUMMIT 850 ETEC ALL	2018-22
SUMMIT 850 ETEC TURBO	2020-21
SUMMIT EVEREST 500 SS	2009
SUMMIT EVEREST 800 R	2008-11
SUMMIT FREERIDE 800 R	2011
SUMMIT HILLCLIMB EDITION	2009-10
SUMMIT SP/SPORT 800R PTEK/ETEC	2011-17
SUMMIT X 800R	2008-17
TUNDRA 550F	2014-20
TUNDRA 600 ACE	2011-22
TUNDRA 600 EFI LT	2021-22
TUNDRA 600 EFI SPORT	2021
TUNDRA 900 ACE	2011-17
TUNDRA XTREME 600HO ETEC	2011-20
XTERRAIN 3700 600 EFI	2021
XTERRAIN 900 ACE TURBO	2020-21
XTRIM 550	2012-13
XTRIM 600 ACE	2012-21
XTRIM 600 ETEC	2009-19
XTRIM BOONDOCKER 800 ETEC	2011-12
XTRIM COMMANDER /LE 600 SDI	2009
XTRIM SC 600 ETEC	2011-19
XTRIM SC 800 PTEK	2009-10
XTRIM SC 900 ACE	2014-21

Part No. Code Keyword
254-2021 B 16

OEM# 5631828
 Secondary Clutch
Sold in Pack of 3



Model	Year
Polaris™	
550 IQ LXT/INTL	2011-13
550 IQ SHIFT/ES	2011-13
550 SHIFT 136/ES/CND ES/CND ES INTL	2011-13
600 INDY/SP/ES/INTL ALL OPTIONS	2013-14
600 IQ LXT	2012-14
600 RUSH PRO R/ES/INTL	2011-14

Model	Year
Polaris™	
600 RUSH/ES	2011-13
600 SWITCHBACK ADVENTURE	2012-14
600 SWITCHBACK ASSAULT ALL OPTIONS	2014
600 SWITCHBACK PRO R/ES/INTL	2012-14
600 SWITCHBACK/ES	2012-14
600 VOYAGER/INTL	2014

Model	Year
Polaris™	
600 WIDETRAK IQ	2012-14
FS WIDETRAK IQ/INTL	2012-13
IQ TURBO LXT	2013-14
TURBO IQ	2011-12
TURBO IQ LX/LXT	2011-12
WIDETRAK LX INTL	2012-14

CLUTCH ROLLERS



Part No.	Code	Keyword
254-2022	B	16

OEM# 5434534 / 0648-699 / 3234197 / 3234207

Secondary Clutch

Sold in Pack of 2

***Also Used on 2011-19 Polaris™ ATV/UTV**




Model	Year
Arctic Cat™	
440 SNO PRO	2004-06
SNO PRO 500	2010-14
SNO PRO 600	2009-13
ZR 6000	2014-19
ZR 6000 R SX/XC	2015-21
ZR 6000 SNO PRO R	2014
Polaris™	
340 CLASSIC	2004-08
340 EDGE LX/TOURING	2007
340 INDY	2004
340 TOURING	2004-07
340 TRANSPORT	2008
400 IQ AND EURO	2007
440 INDY PRO X	2002-04
4440 IQ	2005-06
500 SNO PRO	2010-14
500 XC SP	2004-07
500 XC SP	2007
550 CLASSIC	2004-07
550 EDGE LX	2007-08
550 INDY PRO X	2004
550 WIDETRAK LX	2016-19
600 AXYS PRO RMK	2016-20
600 CLASSIC	2004-06
600 CLEANFIRE SWITCHBACK	2007
600 DRAGON SWITCHBACK	2008-10
600 EDGE TOURING	2004-06
600 FUSION	2006
600 HO IQ ALL OPTIONS	2007
600 INDY (ALL)	2015-20
600 IQ ALL OPTIONS	2008-14
600 PRO RMK	2012-14
600 RACER	2017-20
600 RMK	2004-20
600 RR	2008-09
600 RUSH PRO S / PRO X	2015-20
600 RUSH XCR	2017-19

Model	Year
Polaris™	
600 SHIFT	2011
600 SNO PRO	2007-13
600 SWITCHBACK ALL OPTIONS	2004-11
600 SWITCHBACK ALL OPTIONS	2015-20
600 VOYAGEUR	2017-20
600 WIDETRAK IQ/INTL	2015-16
600 XC SP	2004-07
600, 700, 800 INDY PRO X	2003-04
600, 700, 800 INDY PRO X2	2004
700 CF DRAGON	2007
700 CLASSIC	2006
700 DRAGON RMK/DRADON SWITCHBACK	2008
700 FUSION	2006
700 IQ/IQ DRAGON	2008
700 RMK	2004-10
700 SWITCHBACK	2004, 08
700 TOURING	2006
700 XC SP	2004-05
700, 800 CLASSIC/TOURING	2003-04
800 SWITCHBACK PRO-R	2012
800 ASSAULT RMK	2009-10
800 AXYS PRO RMK	2016-20
800 AXYS RMK ASSAULT	2017-18
800 AXYS SKS	2016-20
800 DRAGON IQ/ES	2010
800 DRAGON RMK	2008-10
800 DRAGON SWITCHBACK/ES	2010
800 EDGE TOURING	2004-05
800 INDY	2014
800 INDY ADVENTURE	2020
800 INDY PRO XR	2004
800 INDY SP	2014-16
800 INDY XC	2019-20
800 INDY XCR	2020
800 IQ /IQ ES	2008-10
800 PRO RMK	2011-15
800 RMK	2003-05

Model	Year
Polaris™	
800 RMK ALL	2009-16
800 RMK ASSAULT	2011-16
800 RMK ASSAULT	2019
800 RMK KHAOS	2020
800 RUSH	2012-14
800 RUSH PRO-R	2011-14
800 RUSH PRO-S	2015-20
800 RUSH PRO-X	2015-18
800 RUSH XCR	2017-18
800 SKS	2020
800 SWITCHBACK	2004-05
800 SWITCHBACK	2010-14
800 SWITCHBACK ADVENTURE	2014
800 SWITCHBACK ADVENTURE	2016-19
800 XC SP	2004-05
900 FUSION	2005-06
900 RMK	2005-06
900 SWITCHBACK	2005-06
FS CLASSIC	2006
FS IQ TOURING	2007-09
FS TOURING	2006-07
FST CLASSIC	2006
FST IQ/FST IQ TOURING/LX	2007-10
FST SWITCHBACK	2006-07
FST TOURING	2006-07
IQ CRUISER	2008
IQ SHIFT AND EURO	2008
IQ TURBO DRAGON	2008, 10
IQ TURBO LX	2008
RMK SHIFT	2008
SPORT TOURING	2004
SUPER SPORT ALL	2004-08
SWITCHBACK ASSAULT	2012-14
TRAIL RMK	2004-08
TRAIL TOURING, DELUXE	2004-08
TURBO ALL	2008-10

REPLACEMENT WEIGHT BUSHINGS

- Replaces worn or damaged bushings
- Fits EPI 800 & 888 series and Polaris™ OE weights only



Part No.	Description	Code	Keyword
254-4023	Weight Bushing - 3pack - SPX	B	16B
254-4025	Weight Bushing - 96pack - EPI	C	16

CLUTCH TOOLS

P DRIVE TOOL KIT

OEM# 529-0363-73 / 529-0363-75 / 529-0363-78
Includes: SM-12578 x 1pc, SM-12580 x 1pc,
SM-12581 x 1 Set



Part No.	Code	Keyword
272-2000	B	17

BELT REMOVAL TOOL

O.D.: 6.0mm,
Length: 64.7mm / 44.2mm
Hardness: 40-45

Part No.	Code	Keyword
800-9005	B	17

Thread: M6 x 1.0 x 46.3mm


Tool End w/4mm Star and Hex Wrench.

- Belt Removal Tool with Functions of Wrench (Star & Hex Wrenches) on Both End"
- Works on all Ski-Doo™ Secondary Clutches.
- Opens the Secondary Clutch to remove the Drive Belt.




T-25 Torx Head
& 4mm Hex

CLUTCH OFFSET ALIGNING TOOLS




Part No.	Description	Code	Keyword
272-4008	Ski-Doo™ F2000, S2000	B	17



Part No.	Description	Code	Keyword
272-4009	Ski-Doo™ CK-3 Chassis	B	17



Part No.	Description	Code	Keyword
274-4005	Polaris™ P-85	B	17



Part No.	Description	Code	Keyword
273-4013	Yamaha™ YPZ	B	17

CLUTCH BUTTON RETAINER CLIPS



Part No.	Description	Code	Keyword
272-1091	TRA Ski-Doo™	B	17

SNOW BELT REMOVAL TOOL

Make changing belts easy. Designed exclusively for TEAM® Rapid Reaction® clutches.

Part No.	Description	Code	Keyword
250-2215	Clutch, Snow, Belt Removal Tool - TIED, AC B.O.S.S.	C	17
251-2155	Clutch, Snow, Belt Removal Tool - TSS-98, TSS-04	C	17

CLUTCH HOLDING TOOL



Part No.	Description	Code	Keyword
272-4001	Old Style TRA, TRA Lite, BRP™ E-Drive	B	17
274-4000	Polaris™ / Comet™ Clutch Holder	B	17



TERMS &
INDEX

NEW

HELMETS

HELMET
ACCESSORIES

APPAREL

ACCESSORIES

TRACKS &
SUSPENSION

STEERING

TRANS
MISSION

PLOW &
WINCH

WIND
SHIELDS

BRAKES &
CARB.

ENGINE
PARTS

ELECTRICAL

TRAILER

CHEMICALS


TECH &
TOOLS

P.O.P

TERMS & INDEX
NEW
HELMETS
HELMET ACCESSORIES
APPAREL
ACCESSORIES
TRACKS & SUSPENSION
STEERING
TRANS MISSION
PLOW & WINCH
WIND SHIELDS
BRAKES & CARB.
ENGINE PARTS
ELECTRICAL
TRAILER
CHEMICALS
TECH & TOOLS
P.O.P

CLUTCH TOOLS

WEIGHT CHANGE TOOL



Part No.	Code	Keyword
270-3001	B	17

CLUTCH BUSHING DRIVER TOOLS

- Arctic Cat™ socket for spider jam nut.
- 36MM socket is machined to fit snugly on the rounded nut and Shaft preventing slippage when removing the jam nut.
- Cat went to a metric thread on their clutches starting in 2010 So the old socket won't fit any longer.
- A must have when removing the spider."



Part No.	Year	Code	Keyword
251-4011	2010-15	B	17

JAM NUT DRIVER/SPIDER TOOL

- Fits P85 and P90 primary clutches
- Meets or exceeds OEM quality




254-4011

254-4012

Part No.	Description	Code	Keyword
254-4011	Jam Nut Driver	C	17
254-4012	Spider Tool	C	17

SNOWMOBILE CLUTCH COMPRESSION TOOL

- Allows one person to compress clutches for service work, remove and install helixes, change springs and maintenance.
- Snowmobile Fitment:
Polaris, Arctic Cat™, Yamaha™, and Comet Primary clutches
Ski Doo™ RER Secondary clutches




Part No.	Code	Keyword
270-3101	C	17

CLUTCH PULLERS

"PREMIUM" PRIMARY & SECONDARY SNOWMOBILE CLUTCH PULLERS

- The highest quality puller on the market
- Precise machining on every model puller for accuracy
- Manufactured from the highest quality steel and heat treated for superior strength
- Tool used to pull drive clutch off machine
- All Pullers are One Piece Style


Brand/Fitment	Part No.	EPI Part No.	Code	Keyword
Comet™				
All 100C/102C/108C/108EXP (3/4" thread)	PCP-1	PCP-1	C	17
Polaris™				
4 Stroke Models 2006-08	PCP-8	PCP-8	C	17
340 Deluxe/Touring 1999-06	PCP-1	PCP-1	C	17
440 XC Edge 1999-03	PCP-8	PCP-8	C	17
500 Indy/Classic 1999-06	PCP-1	PCP-1	C	17
600 Triumph/Widetrack LX 1996-06	PCP-1	PCP-1	C	17
700/800 XCR 1999-03	PCP-8	PCP-8	C	17
All Models 2010-12	PCP-8	PCP-8	C	17
All US Twins 2000-09	PCP-8	PCP-8	C	17
All Models thru 1998	PCP-1	PCP-1	C	17
All Secondary Clutches 85-05	274-3050	SCP-1	C	17



PRIMARY CLUTCH PULLERS

We offer clutch pullers for all major brands: Arctic Cat™, Polaris™, Ski-Doo™ and Yamaha™. Every puller is manufactured from the highest quality steel, heat treated for superior strength and precisely machined for accuracy.

Part No.	Description	Code	Keyword
271-2100	Arctic Cat™ 2010-Up (our Heavy Duty version of the AC blue puller)	C	17
272-2100	Ski-Doo™ pDrive Clutch Puller	C	17
272-2101	Ski-Doo™ pDrive Weight Axle Removal Tool	C	17



271-2100

272-2100

272-2101



SHOP QUALITY SPX CLUTCH PULLERS

See Pages 543-550 for Applications



Available for all late models sleds. These new SPX Clutch Pullers are made in Canada and are of the highest quality.



Model	Year	Part No.	Size	Comments	Code	Keyword
Arctic Cat™						
120	2007	271-3105	9/16 x 18 NF		B	17
1000CC (4 Tower Clutch)	2007-2011	271-3106	14 x 1.5 MM		B	17
660 Turbo Touring	2005-2007	271-3105	9/16 x 18 NF		B	17
All models Except: 1000cc 2 stroke 2007-09 & 1100cc 4 stroke 2007-09	1996-2006	271-3105	9/16 x 18 NF		B	17
All models through 1995	thru 1995	271-3102	7/8 x 14 NC		B	17
Arctic Cat	1973-Earlier	272-3102	5/8 x 18 NF		B	17
Arctic Cat	1974-1981	271-3101	9/16 x 18 NF	Hex shaft clutches	B	17
Arctic Cat 650/V2 4x4	2004-2006	270-3110	14 X 1.5 MM		B	17
Arctic Cat 6 Bolt Cover	1994-2004	271-3105	9/16 x 18 NF		B	17
Arctic Cat 6 Bolt Cover	1989-1993	271-3102	7/8 x 14 NC		B	17
Arctic Cat 9 Bolt Cover	1994-2005	271-3105	9/16 x 18 NF		B	17
Bear Cat 340	1995-2000	271-3105	9/16 x 18 NF		B	17
Bear Cat 440 I & II	1999-2000	271-3105	9/16 x 18 NF		B	17
Bear Cat WT	1998-00, 2007	271-3105	9/16 x 18 NF		B	17
Bearcat 570	2005-2009	271-3105	9/16 x 18 NF		B	17
Bearcat 570 XT	2009	271-3105	9/16 x 18 NF		B	17
Bearcat 660 WT	2006	271-3105	9/16 x 18 NF		B	17
Bearcat 660 WT Turbo	2006-2007	271-3105	9/16 x 18 NF		B	17
Bearcat Widetrack	2005	271-3105	9/16 x 18 NF		B	17
Bearcat WT 660 Turbo Articulating	2008	271-3105	9/16 x 18 NF		B	17
Bearcat WT Turbo Articulating	2007	271-3105	9/16 x 18 NF		B	17
Bearcat Z1 XT	2009	271-3105	9/16 x 18 NF		B	17
Cheetah	1993	271-3102	7/8 x 14 NC		B	17
Cheetah 340, 550	1994	271-3102	7/8 x 14 NC		B	17
Cheetah Touring	1991-1992	271-3102	7/8 x 14 NC		B	17
Cougar	1996-1998	271-3105	9/16 x 18 NF		B	17
Cougar	1981-1987	271-3101	9/16 x 18 NF	Hex shaft clutches	B	17
Cougar 2-Up	1996	271-3105	9/16 x 18 NF		B	17
Cougar Deluxe	1998	271-3105	9/16 x 18 NF		B	17
Cougar MC	1996-1998	271-3105	9/16 x 18 NF		B	17
Cougar/Cougar MC	1991-1995	271-3102	7/8 x 14 NC		B	17
Crossfire 5	2007-2009	271-3105	9/16 x 18 NF		B	17
Crossfire 6	2007-2009	271-3105	9/16 x 18 NF		B	17
Crossfire 600 EFI 136	2006	271-3105	9/16 x 18 NF		B	17
Crossfire 700 EFI 136	2006	271-3105	9/16 x 18 NF		B	17
Crossfire 8	2007-2009	271-3105	9/16 x 18 NF		B	17
Crossfire 8 Sno Pro	2007-2009	271-3105	9/16 x 18 NF		B	17
Crossfire 8 Sno Pro LE	2009	271-3105	9/16 x 18 NF		B	17
Crossfire R 8	2009	271-3105	9/16 x 18 NF		B	17
Crossfire R 8 LE	2009	271-3105	9/16 x 18 NF		B	17
EFI Mtn Cat	1996	271-3105	9/16 x 18 NF		B	17
EI Tigre	1990	271-3102	7/8 x 14 NC		B	17
EI Tigre EXT/MC	1991	271-3102	7/8 x 14 NC		B	17
EXT 550	1993	271-3102	7/8 x 14 NC		B	17
EXT 580	1996	271-3105	9/16 x 18 NF		B	17
EXT 580 EFI	1998	271-3105	9/16 x 18 NF		B	17
EXT 580 EFI DLX	1996-1997	271-3105	9/16 x 18 NF		B	17
EXT 580/EXT 580 MC	1994	271-3102	7/8 x 14 NC		B	17
EXT 580/EXT-EFI/Powder Special	1995	271-3102	7/8 x 14 NC		B	17
EXT 600	1997	271-3105	9/16 x 18 NF		B	17
EXT 600 Triple/Touring	1998	271-3105	9/16 x 18 NF		B	17

TERMS & INDEX

NEW

HELMETS

HELMET ACCESSORIES

APPAREL

ACCESSORIES

TRACKS & SUSPENSION

STEERING

TRANS MISSION

PLOW & WINCH

WIND SHIELDS

BRAKES & CARB.

ENGINE PARTS

ELECTRICAL

TRAILER

CHEMICALS

TECH & TOOLS

P.O.P

SHOP QUALITY SPX CLUTCH PULLERS



See Page 543 for Images

Model	Year	Part No.	Size	Comments	Code	Keyword
Arctic Cat™						
EXT Spec	1991-1992	271-3102	7/8 x 14 NC		B	17
EXT/EXT Mtn Cat	1992	271-3102	7/8 x 14 NC		B	17
EXT-EFI/EXT Powder Special	1996	271-3105	9/16 x 18 NF		B	17
EXT-EFI/EXT-EFI MC	1993-1994	271-3102	7/8 x 14 NC		B	17
F 120	2006, 2008	271-3105	9/16 x 18 NF		B	17
F1100	2013	271-3103	14 X 1.5 MM		B	17
F5	2007- 2009	271-3105	9/16 x 18 NF		B	17
F5 LXR	2007-2009	271-3105	9/16 x 18 NF		B	17
F570	2008	271-3105	9/16 x 18 NF		B	17
F6	2007-2008	271-3105	9/16 x 18 NF		B	17
F6 LXR	2007-2008	271-3105	9/16 x 18 NF		B	17
F6 Sno Pro	2007-2009	271-3105	9/16 x 18 NF		B	17
F8	2007-2009	271-3105	9/16 x 18 NF		B	17
F8 LE	2009	271-3105	9/16 x 18 NF		B	17
F8 LXR	2007-2009	271-3105	9/16 x 18 NF		B	17
F8 Sno Pro	2007-2009	271-3105	9/16 x 18 NF		B	17
F8 Tony Stewart LE	2007-2008	271-3105	9/16 x 18 NF		B	17
Firecat F5	2005 - 2006	271-3105	9/16 x 18 NF		B	17
Firecat F5 Sno Pro	2005-2006	271-3105	9/16 x 18 NF		B	17
Firecat F6 EFI	2005-2006	271-3105	9/16 x 18 NF		B	17
Firecat F6 EFI R	2005-2006	271-3105	9/16 x 18 NF		B	17
Firecat F6 EFI Sno Pro	2005-2006	271-3105	9/16 x 18 NF		B	17
Firecat F7	2005-2006	271-3105	9/16 x 18 NF		B	17
Firecat F7 EFI	2005-2006	271-3105	9/16 x 18 NF		B	17
Firecat F7 EFI EXT	2005-2006	271-3105	9/16 x 18 NF		B	17
Firecat F7 EFI R	2006	271-3105	9/16 x 18 NF		B	17
Firecat F7 EFI Sno Pro	2005-2006	271-3105	9/16 x 18 NF		B	17
Jag	1976-1981	271-3101	9/16 x 18 NF		B	17
Jag 340	1998	271-3105	9/16 x 18 NF		B	17
Jag 440/ 440 DLX / Jag 340 DLX	1998 - 1999	271-3105	9/16 x 18 NF		B	17
Jag L/C	1996	271-3105	9/16 x 18 NF		B	17
Jag M/C	1989-1992	271-3101	9/16 x 18 NF		B	17
Jag/Jag Deluxe	1996-1997	271-3105	9/16 x 18 NF		B	17
Jaguar Z1	2007-2008	271-3105	9/16 x 18 NF		B	17
King Cat 900 162"	2005	271-3105	9/16 x 18 NF		B	17
King Cat 900 EFI	2006	271-3105	9/16 x 18 NF		B	17
King Cat 900 EFI 162"	2005	271-3105	9/16 x 18 NF		B	17
M5 EFI 141"(Attack 20)	2006	271-3105	9/16 x 18 NF		B	17
M6 141	2007	271-3105	9/16 x 18 NF		B	17
M6 153	2007-2009	271-3105	9/16 x 18 NF		B	17
M6 EFI 141" (Attack 20)	2006	271-3105	9/16 x 18 NF		B	17
M6 EFI 153" (Attack 20)	2006	271-3105	9/16 x 18 NF		B	17
M6 EFI 153" (Challenger)	2006	271-3105	9/16 x 18 NF		B	17
M7 Carb 153" (Attack 20)	2006	271-3105	9/16 x 18 NF		B	17
M7 EFI 141" (Attack 20)	2006	271-3105	9/16 x 18 NF		B	17
M7 EFI 153" (Attack 20)	2006	271-3105	9/16 x 18 NF		B	17
M7 EFI 153" (Challenger)	2006	271-3105	9/16 x 18 NF		B	17
M7 EFI 162" (Attack 20)	2006	271-3105	9/16 x 18 NF		B	17
M7 EFI Limited 162" (Attack 20)	2006	271-3105	9/16 x 18 NF		B	17
M8 141	2007	271-3105	9/16 x 18 NF		B	17
M8 153	2007-2009	271-3105	9/16 x 18 NF		B	17
M8 153 Sno Pro	2007-2009	271-3105	9/16 x 18 NF		B	17
M8 153 Sno Pro LE	2009	271-3105	9/16 x 18 NF		B	17
M8 162	2007-2009	271-3105	9/16 x 18 NF		B	17
M8 162 Sno Pro	2009	271-3105	9/16 x 18 NF		B	17
MC 600 EFI/ 600 VEV	2001	271-3105	9/16 x 18 NF		B	17
Mountian Cat 500 EFI/1000	2001	271-3105	9/16 x 18 NF		B	17
Mountian M5 141"	2005	271-3105	9/16 x 18 NF		B	17
Moutain M6 EFI 141"	2005	271-3105	9/16 x 18 NF		B	17
Moutain M6 EFI 153"	2005	271-3105	9/16 x 18 NF		B	17
Moutain M7 EFI 141"	2005	271-3105	9/16 x 18 NF		B	17
Moutain M7 EFI 153"	2005	271-3105	9/16 x 18 NF		B	17
Moutain M7 EFI 162"	2005	271-3105	9/16 x 18 NF		B	17
Moutain M7 Limited 162"	2005	271-3105	9/16 x 18 NF		B	17
Pantera	1996-1998	271-3105	9/16 x 18 NF		B	17
Pantera	1985-1987	271-3101	9/16 x 18 NF	Hex shaft clutches	B	17
Pantera 1000	2000-2001	271-3105	9/16 x 18 NF		B	17
Pantera 550	2005	271-3105	9/16 x 18 NF		B	17
Pantera 580 EFI	2001	271-3105	9/16 x 18 NF		B	17
Pantera 600 EFI	2005	271-3105	9/16 x 18 NF		B	17
Pantera 800	1998-1999	271-3105	9/16 x 18 NF		B	17
Panther	1984-1988	271-3101	9/16 x 18 NF	Hex shaft clutches	B	17
Panther	1995	271-3102	7/8 x 14 NC		B	17
Panther 340	1998-2000	271-3105	9/16 x 18 NF		B	17
Panther 370	2001	271-3105	9/16 x 18 NF		B	17
Panther 440, 550	1997-2001	271-3105	9/16 x 18 NF		B	17
Panther 570	2005-2007	271-3105	9/16 x 18 NF		B	17
Panther 580 EFI	1999-2000	271-3105	9/16 x 18 NF		B	17
Panther 660	2006-2008	271-3105	9/16 x 18 NF		B	17

SHOP QUALITY SPX CLUTCH PULLERS



See Page 543 for Images

Model	Year	Part No.	Size	Comments	Code	Keyword
Arctic Cat™						
Panther 660 Touring	2007	271-3105	9/16 x 18 NF		B	17
Panther 660 Trail	2007	271-3105	9/16 x 18 NF		B	17
Panther Deluxe	1996	271-3105	9/16 x 18 NF		B	17
Panther L/C	1999	271-3105	9/16 x 18 NF		B	17
Powder Extreme/Special/Special EFI	1997-1998	271-3105	9/16 x 18 NF		B	17
Powder Special 500 EFI/700 EFI LE	1999-2000	271-3105	9/16 x 18 NF		B	17
Powder Special 600 Carb	1999	271-3105	9/16 x 18 NF		B	17
Powder Special 600, EFI LE, 2K 600	2000	271-3105	9/16 x 18 NF		B	17
Powder Special EFI LE	1998	271-3105	9/16 x 18 NF		B	17
Prowler (all)	1990-1995	271-3102	7/8 x 14 NC		B	17
Puma/Puma MC	1995-1997	271-3105	9/16 x 18 NF		B	17
Sabercat 500	2005	271-3105	9/16 x 18 NF		B	17
Sabercat 500 EFI	2006	271-3105	9/16 x 18 NF		B	17
Sabercat 500 EFI LX	2006	271-3105	9/16 x 18 NF		B	17
Sabercat 500 LX	2005	271-3105	9/16 x 18 NF		B	17
Sabercat 600 EFI	2005	271-3105	9/16 x 18 NF		B	17
Sabercat 600 EFI EXT	2005	271-3105	9/16 x 18 NF		B	17
Sabercat 600 EFI LX	2005-2006	271-3105	9/16 x 18 NF		B	17
Sabercat 700 EFI	2005	271-3105	9/16 x 18 NF		B	17
Sabercat 700 EFI EXT	2005	271-3105	9/16 x 18 NF		B	17
Sabercat 700 EFI LX	2005-2006	271-3105	9/16 x 18 NF		B	17
Sno Pro 120	2011-2013	271-3105	9/16 x 18 NF		B	17
Sno Pro 120	2009	271-3105	9/16 x 18 NF		B	17
Super Jag	1987-1992	271-3101	9/16 x 18 NF		B	17
T500	2008-2009	271-3105	9/16 x 18 NF		B	17
T570	2008-2009	271-3105	9/16 x 18 NF		B	17
T660 Touring	2006	271-3105	9/16 x 18 NF		B	17
T660 Turbo	2005-2006	271-3105	9/16 x 18 NF		B	17
T660 Turbo LE	2006	271-3105	9/16 x 18 NF		B	17
T660 Turbo ST	2005-2006	271-3105	9/16 x 18 NF		B	17
T660 Turbo Touring LE	2006-2007	271-3105	9/16 x 18 NF		B	17
T660 Turbo Trail	2007	271-3105	9/16 x 18 NF		B	17
T660 Turbo Trail LE	2007	271-3105	9/16 x 18 NF		B	17
TCat	1996-2001	271-3105	9/16 x 18 NF		B	17
T-Cat/T-Cat Mtn	1993-1995	271-3102	7/8 x 14 NC		B	17
ThunderCat MC	1996-2000	271-3105	9/16 x 18 NF		B	17
Triple Touring 600	1999-2001	271-3105	9/16 x 18 NF		B	17
TZ1	2008-2009	271-3105	9/16 x 18 NF		B	17
TZ1 LXR	2008-2009	271-3105	9/16 x 18 NF		B	17
TZ1 Turbo LE	2009	271-3105	9/16 x 18 NF		B	17
TZ1 Turbo Touring LXR	2009	271-3105	9/16 x 18 NF		B	17
Wild Cat	1991-1995	271-3102	7/8 x 14 NC		B	17
Z1 LXR	2009	271-3105	9/16 x 18 NF		B	17
Z1 Turbo	2009	271-3105	9/16 x 18 NF		B	17
Z1 Turbo LE	2009	271-3105	9/16 x 18 NF		B	17
Z1 Turbo LXR	2009	271-3105	9/16 x 18 NF		B	17
Z1 Turbo/Non Turbo	2009-2013	271-3103	14 X 1.5 MM		B	17
Z10	2009	271-3105	9/16 x 18 NF		B	17
Z370	2005-2007	271-3105	9/16 x 18 NF		B	17
Z370 LX	2005-2007	271-3105	9/16 x 18 NF		B	17
Z370/Z440/Z440 Sno Pro	1999-2001	271-3105	9/16 x 18 NF		B	17
Z440	1995	271-3102	7/8 x 14 NC		B	17
Z440 ES	2000	271-3105	9/16 x 18 NF		B	17
Z440 LX	2005-2006	271-3105	9/16 x 18 NF		B	17
Z570	2005-2007	271-3105	9/16 x 18 NF		B	17
Z570 LX	2005-2007	271-3105	9/16 x 18 NF		B	17
ZL440	1997-1998	271-3105	9/16 x 18 NF		B	17
ZL440/500 EFI/550 ESR/580 EFI ESR/700	2000	271-3105	9/16 x 18 NF		B	17
ZL500	1998-2000	271-3105	9/16 x 18 NF		B	17
ZL500 EFI ESR/ZL550	2001	271-3105	9/16 x 18 NF		B	17
ZL500/ZL 600 EFI	1999-2000	271-3105	9/16 x 18 NF		B	17
ZL800 ESR	2001	271-3105	9/16 x 18 NF		B	17
ZR120	2005	271-3105	9/16 x 18 NF		B	17
ZR440	1997-1998	271-3105	9/16 x 18 NF		B	17
ZR440	1993-1996	271-3102	7/8 x 14 NC		B	17
ZR440 Sno Pro / ZR700	1999-2000	271-3105	9/16 x 18 NF		B	17
ZR500 EFI LE	1999	271-3105	9/16 x 18 NF		B	17
ZR500/ ZR500 EFI	1998-2000	271-3105	9/16 x 18 NF		B	17
ZR580	1993-1996	271-3102	7/8 x 14 NC		B	17
ZR580 EFI	1996-1997	271-3105	9/16 x 18 NF		B	17
ZR600	1997-2001	271-3105	9/16 x 18 NF		B	17
ZR600 2K	2000	271-3105	9/16 x 18 NF		B	17
ZR600 EFI	1998-2001	271-3105	9/16 x 18 NF		B	17
ZR600 EFI LE	1998	271-3105	9/16 x 18 NF		B	17
ZR600 LE/ZR600 EFI LE	1999	271-3105	9/16 x 18 NF		B	17
ZR700	1994-1995	271-3102	7/8 x 14 NC		B	17
ZR700 LE	2000	271-3105	9/16 x 18 NF		B	17
ZR800	2001	271-3105	9/16 x 18 NF		B	17
ZR900	2005	271-3105	9/16 x 18 NF		B	17

TERMS & INDEX
NEW
HELMETS
HELMET ACCESSORIES
APPAREL
ACCESSORIES
TRACKS & SUSPENSION
STEERING
TRANS MISSION
PLOW & WINCH
WIND SHIELDS
BRAKES & CARB.
ENGINE PARTS
ELECTRICAL
TRAILER
CHEMICALS
TECH & TOOLS
P.O.P

SHOP QUALITY SPX CLUTCH PULLERS



See Page 543 for Images

Model	Year	Part No.	Size	Comments	Code	Keyword
Arctic Cat™						
ZR900 EFI	2005-2006	271-3105	9/16 x 18 NF		B	17
ZR900 EFI Sno Pro	2005-2006	271-3105	9/16 x 18 NF		B	17
ZR900 Sno Pro	2005	271-3105	9/16 x 18 NF		B	17
ZRT600/ZRT800	1996-2001	271-3105	9/16 x 18 NF		B	17
ZRT600/ZRT800	1995	271-3102	7/8 x 14 NC		B	17
Can-Am™						
1000 Maverick (Except XDS Turbo)	2013-2015	272-3105	14 x 1.5 MM		B	17
All Commander models	2015	272-3105	14 x 1.5 MM		B	17
Outlander 1000 6x6	2015	272-3105	14 x 1.5 MM		B	17
Outlander 1000 DPS	2015	272-3105	14 x 1.5 MM		B	17
Outlander 1000 Max DPS	2015	272-3105	14 x 1.5 MM		B	17
Outlander 1000 Max Limited	2015	272-3105	14 x 1.5 MM		B	17
Outlander 1000 X mr	2015	272-3105	14 x 1.5 MM		B	17
Outlander 1000 XT	2015	272-3105	14 x 1.5 MM		B	17
Outlander 1000 XT-P	2015	272-3105	14 x 1.5 MM		B	17
Outlander 500 DPS	2015	272-3105	14 x 1.5 MM		B	17
Outlander 500 Max DPS	2015	272-3105	14 x 1.5 MM		B	17
Outlander 500 XT	2015	272-3105	14 x 1.5 MM		B	17
Outlander 650	2015	272-3105	14 x 1.5 MM		B	17
Outlander 650 6x6 XT	2015	272-3105	14 x 1.5 MM		B	17
Outlander 650 DPS	2015	272-3105	14 x 1.5 MM		B	17
Outlander 650 Max	2015	272-3105	14 x 1.5 MM		B	17
Outlander 650 Max DPS	2015	272-3105	14 x 1.5 MM		B	17
Outlander 650 X mr	2015	272-3105	14 x 1.5 MM		B	17
Outlander 650 XT	2015	272-3105	14 x 1.5 MM		B	17
Outlander 800	2015	272-3105	14 x 1.5 MM		B	17
Outlander 800 DPS	2015	272-3105	14 x 1.5 MM		B	17
Outlander 800 X mr	2015	272-3105	14 x 1.5 MM		B	17
Outlander 800 XT	2015	272-3105	14 x 1.5 MM		B	17
Outlander 800 X-TP	2015	272-3105	14 x 1.5 MM		B	17
Outlander L 450	2015	272-3105	14 x 1.5 MM		B	17
Outlander L 500	2015	272-3105	14 x 1.5 MM		B	17
Outlander L 500 DPS	2015	272-3105	14 x 1.5 MM		B	17
Outlander L MAX 450	2015	272-3105	14 x 1.5 MM		B	17
Outlander L MAX 450 DPS	2015	272-3105	14 x 1.5 MM		B	17
Outlander L MAX 500	2015	272-3105	14 x 1.5 MM		B	17
Outlander L MAX 500 DPS	2015	272-3105	14 x 1.5 MM		B	17
Outlander MAX 1000 XT	2015	272-3105	14 x 1.5 MM		B	17
Outlander MAX 1000 X-TP	2015	272-3105	14 x 1.5 MM		B	17
Outlander MAX 500 XT	2015	272-3105	14 x 1.5 MM		B	17
Outlander MAX 650 XT	2015	272-3105	14 x 1.5 MM		B	17
Outlander MAX 800 DPS	2015	272-3105	14 x 1.5 MM		B	17
Outlander MAX 800 XT	2015	272-3105	14 x 1.5 MM		B	17
Outlander MAX 800 XT-P	2015	272-3105	14 x 1.5 MM		B	17
Renegade 1000	2015	272-3105	14 x 1.5 MM		B	17
Renegade 1000 X xc	2015	272-3105	14 x 1.5 MM		B	17
Renegade 500	2015	272-3105	14 x 1.5 MM		B	17
Renegade 800	2015	272-3105	14 x 1.5 MM		B	17
Renegade 800 X xc	2015	272-3105	14 x 1.5 MM		B	17
800 Maverick Trail 18-21	2018-2021	272-3105	14 x 1.5 MM		B	17
1000 Defender (all models) 16-21	2016-2021	272-3105	14 x 1.5 MM		B	17
1000 Maverick Trail 18-21	2018-2021	272-3105	14 x 1.5 MM		B	17
1000 Maverick Sport (all models) 18-21	2018-2021	272-3105	14 x 1.5 MM		B	17
Maverick X3 (all models) 17-21	2017-2021	272-3105	14 x 1.5 MM		B	17
Comet™						
Comet 108 4-Pro	1993-1997	271-3105	9/16 x 18 NF		B	17
Comet 108EXP	1993-1997	271-3105	9/16 x 18 NF		B	17
Comet 102C/108C	1995-Earlier	270-3112	3/4 X 16 NF		B	17
Comet 108 4-Pro	1998-2013	270-3111	5/8 X 18 NF		B	17
Comet 108EXP	1998-2013	270-3111	5/8 X 18 NF		B	17
Comet 6-Bolt Cover	1989-1996	271-3102	7/8 x 14 NC		B	17
103 HPQ (High-Performance Quad) Clutch		274-3111	3/4 x 16 UNF		B	17
Kawasaki™						
Kawasaki Drifter 340/440	1979-1980	271-3101	9/16 x 18 NF		B	17
Kawasaki Intriguer 340	1978	271-3101	9/16 x 18 NF		B	17
Kawasaki Inviter 340	1978	271-3101	9/16 x 18 NF		B	17
All Kawasaki 360, 400, 650, 700, & 750 Automatic	1999 & Up	270-3110	14 X 1.5 MM		B	17
Brute Force	All Years	270-3110	14 X 1.5 MM		B	17
Kawasaki 700 V-Force ATV	2004-2009	270-3110	14 X 1.5 MM		B	17
Kawasaki Brute Force 650/750 ATV	2006-2015	270-3110	14 X 1.5 MM		B	17
Kawasaki Mule 3000 series (All) ATV	1988-2008	270-3110	14 X 1.5 MM		B	17
Kawasaki Prairie 700 KFX ATV	2004-2009	270-3110	14 X 1.5 MM		B	17
Prairie	All Years	270-3110	14 X 1.5 MM		B	17
Prairie All, 700 KFX, 650/750 Brute Force All	2008-2014	270-3110	14 X 1.5 MM		B	17
Mule 600 05-15, Mule 610 05-15, Mule 3000 Series All Years	ALL years	270-3110	14 X 1.5 MM		B	17
Ski-Doo™						
All 583 Motors	All Years	272-3104	14 X 10 MM		B	17
All Ski-Doo TRA Clutch (except 583 motors)	2013 Earlier	272-3105	14 x 1.5 MM	TRA & E drive except 583	B	17
Alpine	1983-87	272-3102	5/8 x 18NF	High perf clutch w/sq shaft	B	17

SHOP QUALITY SPX CLUTCH PULLERS



See Page 543 for Images

Model	Year	Part No.	Size	Comments	Code	Keyword
Ski-Doo™						
Alpine II	1990-1991	272-3104	14 X 10 MM		B	17
Alpine II	1993-1994	272-3104	14 X 10 MM		B	17
Alpine IV	1990	272-3104	14 X 10 MM		B	17
Cheyenne	1991	272-3104	14 X 10 MM		B	17
Formula (all)	1998-1995	272-3104	14 X 10 MM		B	17
Formula 380 DLX	1999-2000	272-3104	14 X 10 MM		B	17
Formula 500	1997-1998	272-3104	14 X 10 MM		B	17
Formula 500 DLX	1997-2001	272-3104	14 X 10 MM		B	17
Formula 500 DLX	2001	272-3105	14 x 1.5 MM		B	17
Formula 583	1997	272-3104	14 X 10 MM		B	17
Formula 583 DLX	1998	272-3104	14 X 10 MM		B	17
Formula Grand Touring	1993	272-3104	14 X 10 MM		B	17
Formula III	1995-1996	272-3104	14 X 10 MM		B	17
Formula Mach I / Mach I XTC	1990-1992	272-3104	14 X 10 MM		B	17
Formula Mach Z	1994	272-3104	14 X 10 MM		B	17
Formula MX	1988-1994	272-3104	14 X 10 MM		B	17
Formula Plus/X/E/XTC/EFI	1989-1993	272-3104	14 X 10 MM		B	17
Formula S	1997-2000	272-3104	14 X 10 MM		B	17
Formula SL	1996-1998	272-3104	14 X 10 MM		B	17
Formula STX/STX LT	1996	272-3104	14 X 10 MM		B	17
Formula Z	1996-1997	272-3104	14 X 10 MM		B	17
Formula Z 500	1999	272-3104	14 X 10 MM		B	17
Formula Z 583	1998-1999	272-3104	14 X 10 MM		B	17
Grand Touring 500/583	1996-1999	272-3104	14 X 10 MM		B	17
Grand Touring 550F	2002	272-3104	14 X 10 MM		B	17
Legend 500F	2002	272-3104	14 X 10 MM		B	17
MXZ 440 L/C	1996-1997	272-3104	14 X 10 MM		B	17
MXZ 440 L/C	1999-2000	272-3104	14 X 10 MM		B	17
MXZ 440F	1997-1998	272-3104	14 X 10 MM		B	17
MXZ 440F	2001-2002	272-3104	14 X 10 MM		B	17
MXZ 500	1998	272-3104	14 X 10 MM		B	17
MXZ 500F	2001-2002	272-3104	14 X 10 MM		B	17
MXZ 583/670	1996-1998	272-3104	14 X 10 MM		B	17
MXZX 440 L/C	1997	272-3104	14 X 10 MM		B	17
Safari	1990-1995	272-3104	14 X 10 MM		B	17
Skandic 500F	2006-2007	272-3104	14 X 10 MM		B	17
Skandic SWT	1997-2000	272-3104	14 X 10 MM		B	17
Skandic SWT 500F	2003	272-3104	14 X 10 MM		B	17
Skandic Wide Track	1996-2000	272-3104	14 X 10 MM		B	17
Summit 500 L/C/583	1996-1998	272-3104	14 X 10 MM		B	17
Summit 500F	2001-2002	272-3104	14 X 10 MM		B	17
Summit 670	1997-1998	272-3104	14 X 10 MM		B	17
Summit 670 X	1999	272-3104	14 X 10 MM		B	17
Touring 500F	2001	272-3104	14 X 10 MM		B	17
Touring E (503, 443)	1997-2000	272-3104	14 X 10 MM		B	17
Touring E LT (503, 443)	1997	272-3104	14 X 10 MM		B	17
Touring LE (503, 443)/SLE (503, 443)	1996-2000	272-3104	14 X 10 MM		B	17
Alpine	1983-1987	272-3102	5/8 x 18 NF	High perf clutch w/sq shaft	B	17
Blizzard 5500	1979-1981	272-3102	5/8 x 18 NF	High perf clutch w/sq shaft	B	17
Blizzard 5500 MX	1982-1984	272-3102	5/8 x 18 NF	High perf clutch w/sq shaft	B	17
Blizzard 6500 Plus	1978	272-3102	5/8 x 18 NF	High perf clutch w/sq shaft	B	17
Blizzard 7500	1979-1981	272-3102	5/8 x 18 NF	High perf clutch w/sq shaft	B	17
Blizzard 8500	1979-1982	272-3102	5/8 x 18 NF	High perf clutch w/sq shaft	B	17
Blizzard 9700	1983-1984	272-3102	5/8 x 18 NF	High perf clutch w/sq shaft	B	17
Blizzard Cross Country	1979	272-3102	5/8 x 18 NF	High perf clutch w/sq shaft	B	17
Blizzard MX	1981	272-3102	5/8 x 18 NF	High perf clutch w/sq shaft	B	17
Elan	1980-1992	272-3102	5/8 x 18 NF	High perf clutch w/sq shaft	B	17
Elan 250 / 250 DLX	1979	272-3102	5/8 x 18 NF	High perf clutch w/sq shaft	B	17
Elite	1978-1982	272-3102	5/8 x 18 NF	High perf clutch w/sq shaft	B	17
Everest 340/440	1978-1979	272-3102	5/8 x 18 NF	High perf clutch w/sq shaft	B	17
Everest 444	1979	272-3102	5/8 x 18 NF	High perf clutch w/sq shaft	B	17
Everest 500/L/C	1980-1982	272-3102	5/8 x 18 NF	High perf clutch w/sq shaft	B	17
Everest L/C	1978	272-3102	5/8 x 18 NF	High perf clutch w/sq shaft	B	17
Formula MX	1985-1986	272-3102	5/8 x 18 NF	High perf clutch w/sq shaft	B	17
Formula Plus	1985	272-3102	5/8 x 18 NF	High perf clutch w/sq shaft	B	17
Formula SP	1986	272-3102	5/8 x 18 NF	High perf clutch w/sq shaft	B	17
Formula SS	1985	272-3102	5/8 x 18 NF	High perf clutch w/sq shaft	B	17
Mirage II	1985	272-3102	5/8 x 18 NF	High perf clutch w/sq shaft	B	17
Nordik 50, 60	1987-89, 1991	272-3102	5/8 x 18 NF	High perf clutch w/sq shaft	B	17
Olympique	1978-1979	272-3102	5/8 x 18 NF	High perf clutch w/sq shaft	B	17
RV340	1978	272-3102	5/8 x 18 NF	High perf clutch w/sq shaft	B	17
Safari	1987	272-3102	5/8 x 18 NF	High perf clutch w/sq shaft	B	17
Safari 377E	1988	272-3102	5/8 x 18 NF	High perf clutch w/sq shaft	B	17
Safari 447	1984, 1986	272-3102	5/8 x 18 NF	High perf clutch w/sq shaft	B	17
Safari GL L/C	1986	272-3102	5/8 x 18 NF	High perf clutch w/sq shaft	B	17
Safari Grand Lux	1985	272-3102	5/8 x 18 NF	High perf clutch w/sq shaft	B	17
Safari Saga	1989	272-3102	5/8 x 18 NF	High perf clutch w/sq shaft	B	17
Safari SS-25	1984	272-3102	5/8 x 18 NF	High perf clutch w/sq shaft	B	17
Scout	1989-1990	272-3102	5/8 x 18 NF	High perf clutch w/sq shaft	B	17

SHOP QUALITY SPX CLUTCH PULLERS



See Page 543 for Images

Model	Year	Part No.	Size	Comments	Code	Keyword
Ski-Doo™						
Scout E	1989	272-3102	5/8 x 18 NF	High perf clutch w/sq shaft	B	17
Skandic	1987	272-3102	5/8 x 18 NF	High perf clutch w/sq shaft	B	17
TNT F/C-F/A	1978	272-3102	5/8 x 18 NF	High perf clutch w/sq shaft	B	17
All Ski-Doo TRA Clutch (except 583 motors)	2013-Earlier	272-3105	14 x 1.5 MM	TRA & E drive except 583	B	17
Formula 500 DLX	2001	272-3105	14 x 1.5 MM	TRA & E drive except 583	B	17
Formula 600/700 DLX	2000-2001	272-3105	14 x 1.5 MM	TRA & E drive except 583	B	17
Formula 670 DLX	1999	272-3105	14 x 1.5 MM	TRA & E drive except 583	B	17
Formula III 600	1996-1999	272-3105	14 x 1.5 MM	TRA & E drive except 583	B	17
Formula III 700 R	1998-2000	272-3105	14 x 1.5 MM	TRA & E drive except 583	B	17
Formula III 800	1999-2000	272-3105	14 x 1.5 MM	TRA & E drive except 583	B	17
Formula III LT	1997-1998	272-3105	14 x 1.5 MM	TRA & E drive except 583	B	17
Formula SS	1995-1996	272-3105	14 x 1.5 MM	TRA & E drive except 583	B	17
Formula Z 600/Z 700	2000	272-3105	14 x 1.5 MM	TRA & E drive except 583	B	17
Formula Z 670	1998-1999	272-3105	14 x 1.5 MM	TRA & E drive except 583	B	17
Grand Touring 380F	2002-2003	272-3105	14 x 1.5 MM	TRA & E drive except 583	B	17
Grand Touring 500	1999, 2001-03	272-3105	14 x 1.5 MM	TRA & E drive except 583	B	17
Grand Touring 550F	2003	272-3105	14 x 1.5 MM	TRA & E drive except 583	B	17
Grand Touring 583	1999	272-3105	14 x 1.5 MM	TRA & E drive except 583	B	17
Grand Touring 600	2000-2003	272-3105	14 x 1.5 MM	TRA & E drive except 583	B	17
Grand Touring 670 SE	1996	272-3105	14 x 1.5 MM	TRA & E drive except 583	B	17
Grand Touring 700	1998-2003	272-3105	14 x 1.5 MM	TRA & E drive except 583	B	17
Grand Touring 800	2002	272-3105	14 x 1.5 MM	TRA & E drive except 583	B	17
Grand Touring 800 SE	2000-2001	272-3105	14 x 1.5 MM	TRA & E drive except 583	B	17
Grand Touring SE	1997-2000	272-3105	14 x 1.5 MM	TRA & E drive except 583	B	17
GSX 380F/550F	2005	272-3105	14 x 1.5 MM	TRA & E drive except 583	B	17
GTX 380F/550F	2005	272-3105	14 x 1.5 MM	TRA & E drive except 583	B	17
Legend 380F/550F	2003-2004	272-3105	14 x 1.5 MM	TRA & E drive except 583	B	17
Legend 500/600	2002-2003	272-3105	14 x 1.5 MM	TRA & E drive except 583	B	17
Legend 500SS	2004	272-3105	14 x 1.5 MM	TRA & E drive except 583	B	17
Legend 700	2002-2004	272-3105	14 x 1.5 MM	TRA & E drive except 583	B	17
Legend 800	2002	272-3105	14 x 1.5 MM	TRA & E drive except 583	B	17
Mach 1	1995-1999	272-3105	14 x 1.5 MM	TRA & E drive except 583	B	17
Mach 1 R	1998-2000	272-3105	14 x 1.5 MM	TRA & E drive except 583	B	17
Mach I T all	1996-1999	272-3105	14 x 1.5 MM	TRA & E drive except 583	B	17
Mach Z	1996-2003	272-3105	14 x 1.5 MM	TRA & E drive except 583	B	17
Mach Z M, H, R	1999	272-3105	14 x 1.5 MM	TRA & E drive except 583	B	17
Mach Z R	1998-2000	272-3105	14 x 1.5 MM	TRA & E drive except 583	B	17
MXZ 380F/550F	2003-2005	272-3105	14 x 1.5 MM	TRA & E drive except 583	B	17
MXZ 440 L/C	1998-2003	272-3105	14 x 1.5 MM	TRA & E drive except 583	B	17
MXZ 440F/583/670	1997	272-3105	14 x 1.5 MM	TRA & E drive except 583	B	17
MXZ 500/600/700	1999-2002	272-3105	14 x 1.5 MM	TRA & E drive except 583	B	17
MXZ 670/HO 670 T.H.HO	1999	272-3105	14 x 1.5 MM	TRA & E drive except 583	B	17
MXZ 800	2000-2002	272-3105	14 x 1.5 MM	TRA & E drive except 583	B	17
Skandic 500	2002	272-3105	14 x 1.5 MM	TRA & E drive except 583	B	17
Skandic 500F	2001	272-3105	14 x 1.5 MM	TRA & E drive except 583	B	17
Skandic 600	2001-2002	272-3105	14 x 1.5 MM	TRA & E drive except 583	B	17
Skandic WT LC	1998	272-3105	14 x 1.5 MM	TRA & E drive except 583	B	17
Summit 500	1999	272-3105	14 x 1.5 MM	TRA & E drive except 583	B	17
Summit 600/700	1999-2001	272-3105	14 x 1.5 MM	TRA & E drive except 583	B	17
Summit 670/670 X	1995-1998	272-3105	14 x 1.5 MM	TRA & E drive except 583	B	17
Summit 800	2001	272-3105	14 x 1.5 MM	TRA & E drive except 583	B	17
All TRA Clutches (except 583 motors)	thru 2019	272-3105	14 x 1.5 MM	TRA & E drive except 583	B	17
Suzuki™						
Suzuki™ 700 Twin Peaks 4x4 ATV	2004-2007	270-3110	14 X 1.5 MM		B	17
Polaris™						
120 Assault	2011	274-3108	3/4 x 16 NF		B	17
120 Dragon	2010	274-3108	3/4 x 16 NF		B	17
120 Indy	2014	274-3108	3/4 x 16 NF		B	17
120 Pro-R	2012-2013	274-3108	3/4 x 16 NF		B	17
340 Classic	2005-2006	274-3111	3/4 x 16 UNF		B	17
340 Classic / Deluxe/Touring	1999-2006	274-3111	3/4 x 16 UNF		B	17
340 Classic/Deluxe/Touring	1996-2004	274-3111	3/4 x 16 UNF		B	17
340 DLX/340 DLX Touring	2000-2001	274-3106	3/4 x 16 NF		B	17
340 Touring	1999-2000	274-3106	3/4 x 16 NF		B	17
340 Touring	2005-2006	274-3111	3/4 x 16 UNF		B	17
4 stroke models	2006-2008	274-3108	3/4 x 16 NF		B	17
440 EX Edge	1999-2003	274-3108	3/4 x 16 NF		B	17
440 L/C	1996-1997	274-3106	3/4 x 16 NF		B	17
440 SKS	1987, 1993-95	274-3106	3/4 x 16 NF		B	17
440 XC	1997	274-3106	3/4 x 16 NF		B	17
440 XC Edge	1999-2003	274-3108	3/4 x 16 NF		B	17
440 XCR	1992-1997	274-3106	3/4 x 16 NF		B	17
440/550 Fuji Fan-Cooled ReedValve Twin Engines	1999-2007	274-3109	3/4 x 16 NF		B	17
500 Classic	2002-2006	274-3109	3/4 x 16 NF		B	17
500 Indy/Classic	1996-2006	274-3111	3/4 x 16 UNF		B	17
500 Indy/Classic 1999-06	1999-2006	274-3111	3/4 x 16 UNF		B	17
500 L/C Carb EFI	1990-1997	274-3106	3/4 x 16 NF		B	17
500 RMK	1996-1999	274-3106	3/4 x 16 NF		B	17
500 RMK/500 XC/500 XC-SP	2000-2001	274-3108	3/4 x 16 NF		B	17

SHOP QUALITY SPX CLUTCH PULLERS



See Page 543 for Images

Model	Year	Part No.	Size	Comments	Code	Keyword
Polaris™						
500 SKS	2000	274-3108	3/4 x 16 NF		B	17
500 SKS	1997-1998	274-3106	3/4 x 16 NF		B	17
550 Fuji Fan Cooled(All Models)	1999-2013	274-3109	3/4 x 16 NF		B	17
550 Indy	2014	274-3108	3/4 x 16 NF		B	17
550 Indy 144	2014	274-3108	3/4 x 16 NF		B	17
550 Indy Adventure	2014	274-3108	3/4 x 16 NF		B	17
550 Indy LXT	2014	274-3108	3/4 x 16 NF		B	17
550 Indy Voyager	2014	274-3108	3/4 x 16 NF		B	17
550 IQ 136	2013	274-3108	3/4 x 16 NF		B	17
550 IQ LXT	2011-2013	274-3108	3/4 x 16 NF		B	17
550 IQ Shift	2010-2013	274-3108	3/4 x 16 NF		B	17
550 Shift 136	2011-2012	274-3108	3/4 x 16 NF		B	17
600 Classic Touring/600 Edge-X	2001	274-3108	3/4 x 16 NF		B	17
600 Dragon Switchback	2010	274-3108	3/4 x 16 NF		B	17
600 Indy	2014	274-3108	3/4 x 16 NF		B	17
600 Indy SP	2013-2014	274-3108	3/4 x 16 NF		B	17
600 Indy Voyager	2014	274-3108	3/4 x 16 NF		B	17
600 IQ	2010	274-3108	3/4 x 16 NF		B	17
600 IQ LXT	2012-2014	274-3108	3/4 x 16 NF		B	17
600 IQ Shift	2010-2012	274-3108	3/4 x 16 NF		B	17
600 IQ Touring	2010	274-3108	3/4 x 16 NF		B	17
600 IQ Widetrak	2011-2014	274-3108	3/4 x 16 NF		B	17
600 LX	2010	274-3108	3/4 x 16 NF		B	17
600 Pro RMK 155	2012-2014	274-3108	3/4 x 16 NF		B	17
600 RMK 144	2010-2014	274-3108	3/4 x 16 NF		B	17
600 RMK 155	2010, 2012-14	274-3108	3/4 x 16 NF		B	17
600 RMK/600 XC SP	2000-2001	274-3108	3/4 x 16 NF		B	17
600 Rush	2010-2013	274-3108	3/4 x 16 NF		B	17
600 Rush LX	2011	274-3108	3/4 x 16 NF		B	17
600 Rush Pro-R	2011-2014	274-3108	3/4 x 16 NF		B	17
600 Shift 136	2011	274-3108	3/4 x 16 NF		B	17
600 Switchback	2010, 2012-14	274-3108	3/4 x 16 NF		B	17
600 Switchback 136	2011	274-3108	3/4 x 16 NF		B	17
600 Switchback Adventure	2012-2014	274-3108	3/4 x 16 NF		B	17
600 Switchback Adventure 144	2014	274-3108	3/4 x 16 NF		B	17
600 Switchback Pro-R	2012-2014	274-3108	3/4 x 16 NF		B	17
600 Touring/600 XC DLX	2000	274-3108	3/4 x 16 NF		B	17
600 Triumph	2000	274-3106	3/4 x 16 NF		B	17
600 Triumph/Widetrak LX 1996-06	1999-2006	274-3111	3/4 x 16 UNF		B	17
600 Triumph/Widetrak	1996-2006	274-3111	3/4 x 16 UNF		B	17
600 Widetrak IQ	2010	274-3108	3/4 x 16 NF		B	17
600 XC	1997	274-3106	3/4 x 16 NF		B	17
600 XC/600 XC-SP/700 RMK	1997-1999	274-3107	14 x 1.5 MM		B	17
700 Classic	2001	274-3108	3/4 x 16 NF		B	17
700 RMK/700 SKS/700 XC-SP	2000-2001	274-3108	3/4 x 16 NF		B	17
700 SKS	1997 & 1999	274-3107	14 x 1.5 MM		B	17
700 XC	1998-1999	274-3107	14 x 1.5 MM		B	17
700 XC/DLX	2000	274-3108	3/4 x 16 NF		B	17
700 XCR	1999-2003	274-3108	3/4 x 16 NF		B	17
800 Assault RMK	2010	274-3108	3/4 x 16 NF		B	17
800 Dragon IQ	2010	274-3108	3/4 x 16 NF		B	17
800 Dragon RMK 155	2010	274-3108	3/4 x 16 NF		B	17
800 Dragon RMK 163	2010	274-3108	3/4 x 16 NF		B	17
800 Dragon Switchback	2010	274-3108	3/4 x 16 NF		B	17
800 Indy SP	2014	274-3108	3/4 x 16 NF		B	17
800 XCR	1999-2003	274-3108	3/4 x 16 NF		B	17
All Fuji Motors	1999-2006	274-3109	3/4 x 16 NF		B	17
All Fuji Motors (Except below: 340 Classic/Deluxe/Touring, 500 Indy/Classic and 600 Triumph/Widetrak LX)	1999-2006	274-3109	3/4 x 16 NF		B	17
All Indys except 500, 600, 700 Domestic Twins		274-3106	3/4 x 16 NF		B	17
All models 2010-18 except 550 Fuji motors with CV Tech	2010-2018	274-3108	3/4 x 16 NF		B	17
PB-50 clutches 2014-18						
All models through 1998	thru 1998	274-3111	3/4 x 16 UNF		B	17
All other Polaris ATV models not shown under 274-3108	1985-2015	274-3111	3/4 x 16 UNF		B	17
All Polaris Models	Through 1998	274-3111	3/4 x 16 UNF		B	17
All US Twins	2000-2009	274-3108	3/4 x 16 NF		B	17
All US Twins 1997-99 except: 440 XC Edge 99)	1997-1999	274-3107	14 x 1.5 MM		B	17
Classic	1989-98,2000-01	274-3106	3/4 x 16 NF		B	17
Classic Touring	1993-94,1996-01	274-3106	3/4 x 16 NF		B	17
Indy 400	1985-92, 1998	274-3106	3/4 x 16 NF		B	17
Indy 500	1989-1998	274-3106	3/4 x 16 NF		B	17
Indy 500/Indy 500 Classic	2000-2001	274-3106	3/4 x 16 NF		B	17
Indy 600	1985-1987	274-3106	3/4 x 16 NF		B	17
Indy 650	1988-1992	274-3106	3/4 x 16 NF		B	17
Indy 650 RXL	1991-1997	274-3106	3/4 x 16 NF		B	17
Indy Lite GT	1993-1996	274-3106	3/4 x 16 NF		B	17
Indy Lite/Lite DLX	1991-1998	274-3106	3/4 x 16 NF		B	17
Longtrack	1985-1987	274-3106	3/4 x 16 NF		B	17
Longtrack Reverse	1987-1989	274-3106	3/4 x 16 NF		B	17

SHOP QUALITY SPX CLUTCH PULLERS



See Page 543 for Images

Model	Year	Part No.	Size	Comments	Code	Keyword
Polaris™						
OEM Polaris Indy	1981-1998	274-3106	3/4 x 16 NF		B	17
Polaris Indys	1972-2002	274-3110	3/4 x 16 NF		B	17
Pro X 550	2004	274-3109	3/4 x 16 NF		B	17
Sport	1987-1999	274-3106	3/4 x 16 NF		B	17
Sport GT	1990-1992	274-3106	3/4 x 16 NF		B	17
Sport Touring	2000-2006	274-3109	3/4 x 16 NF		B	17
Sport Touring	1989, 1995-99	274-3106	3/4 x 16 NF		B	17
Sprint/Sprint ES	1986-1990	274-3106	3/4 x 16 NF		B	17
Star	1985, 1987-90	274-3106	3/4 x 16 NF		B	17
Star Lite	1993-1995	274-3106	3/4 x 16 NF		B	17
Star SS	1985-1986	274-3106	3/4 x 16 NF		B	17
Storm/RMK/SKS	1993-1997	274-3106	3/4 x 16 NF		B	17
Super Sport	1999-2007	274-3109	3/4 x 16 NF		B	17
Super Track	1989-1992	274-3106	3/4 x 16 NF		B	17
Trail Touring	2000-2007	274-3109	3/4 x 16 NF		B	17
Trail Touring	1996-1999	274-3106	3/4 x 16 NF		B	17
Trail/Trail DLX/Trail RMK/Trail SKS	1984-1998	274-3106	3/4 x 16 NF		B	17
Trail/Trail RMK	1999-2007	274-3109	3/4 x 16 NF		B	17
Ultra/Ultra RMK/Ultra SPX/ Touring	1996-1998	274-3106	3/4 x 16 NF		B	17
US Twins	1997-1999	274-3107	14 x 1.5 MM		B	17
Widetrack	1990-1993	274-3106	3/4 x 16 NF		B	17
Widetrack GT	1994-1997	274-3106	3/4 x 16 NF		B	17
Widetrack LX	1994-2001	274-3106	3/4 x 16 NF		B	17
XCF	1997	274-3106	3/4 x 16 NF		B	17
XCR600	1995-1998	274-3106	3/4 x 16 NF		B	17
XCR700	1998	274-3106	3/4 x 16 NF		B	17
XLT/RMK/SKS/LTD/Touring/ Classic	1993-1999	274-3106	3/4 x 16 NF		B	17
Yamaha™						
EC 340	1979-1980	273-3111	20 X 1.5 MM		B	17
ET 340	1978-1988	273-3111	20 X 1.5 MM		B	17
Free Airs (All)	1976-1981	273-3111	20 X 1.5 MM		B	17
Apex/Apex SE / Apex XTX	2006-2013	273-3106	18 X 1.5 MM		B	17
Attack	2006-2007	273-3106	18 X 1.5 MM		B	17
Bravo (All)	1987-2001	273-3106	18 X 1.5 MM		B	17
Enticer	1990	273-3106	18 X 1.5 MM		B	17
Enticer	1992-1995	273-3106	18 X 1.5 MM		B	17
Enticer 400	1989	273-3106	18 X 1.5 MM		B	17
Exciter EX 570	1988-1993	273-3106	18 X 1.5 MM		B	17
Mountain Max	1997-2001	273-3106	18 X 1.5 MM		B	17
Nytra/FX/XTX/MTX 153/MTX 162/RTX	2006-2013	273-3106	18 X 1.5 MM		B	17
Ovation 340	1989-1999	273-3106	18 X 1.5 MM		B	17
Phazer/RTX/GT/MT/LTX/XTX	1984-2013	273-3106	18 X 1.5 MM		B	17
Rage	2005-2007	273-3106	18 X 1.5 MM		B	17
RS Venture	2006-2008	273-3106	18 X 1.5 MM		B	17
RS Venture GT	2007	273-3106	18 X 1.5 MM		B	17
SRV	1985-1991	273-3106	18 X 1.5 MM		B	17
SRX 600/700	1998-2001	273-3106	18 X 1.5 MM		B	17
SS 440	1984-1985	273-3106	18 X 1.5 MM		B	17
SX Viper	2002-2004	273-3106	18 X 1.5 MM		B	17
SX Viper Mtn.	2003-2006	273-3106	18 X 1.5 MM		B	17
SX500/600/700	2000-2001	273-3106	18 X 1.5 MM		B	17
Vector/LTX	2005-2013	273-3106	18 X 1.5 MM		B	17
Venom (All)	2004-2006	273-3106	18 X 1.5 MM		B	17
Venture 480	1991	273-3106	18 X 1.5 MM		B	17
Venture 500	1997-2001	273-3106	18 X 1.5 MM		B	17
Venture 600	1997-2006	273-3106	18 X 1.5 MM		B	17
Venture 700	1998-2004	273-3106	18 X 1.5 MM		B	17
Venture GT	1992-1993	273-3106	18 X 1.5 MM		B	17
Venture TR	1996-1998	273-3106	18 X 1.5 MM		B	17
Venture XL	1992-97,2000	273-3106	18 X 1.5 MM		B	17
Venture/GT/TF/MP/RS/LIGHT	2013	273-3106	18 X 1.5 MM		B	17
Viking VK 540	1998-2005	273-3106	18 X 1.5 MM		B	17
VK Professional/RS Viking Pro	2007-2013	273-3106	18 X 1.5 MM		B	17
VK10 X RS Viking Pro	2006-2008	273-3106	18 X 1.5 MM		B	17
V-Max 4 750	1992-1994	273-3106	18 X 1.5 MM		B	17
V-Max 4 800	1995-1997	273-3106	18 X 1.5 MM		B	17
V-Max 500	1994-2002	273-3106	18 X 1.5 MM		B	17
V-Max 600	1994-2003	273-3106	18 X 1.5 MM		B	17
V-Max 700	1997-2001	273-3106	18 X 1.5 MM		B	17
Warrior	2004-2005	273-3106	18 X 1.5 MM		B	17
XLV	1985-1990	273-3106	18 X 1.5 MM		B	17
YPZ/YXR	All Years	273-3106	18 X 1.5 MM		B	17
YVXE Primary clutches (All)	1985-2008	273-3106	18 X 1.5 MM		B	17
All YPZ / YXR/YSRC Sidewinder Clutches	Thru 2019	273-3106	18 X 1.5 MM		B	17

COMET HEAVY DUTY CLUTCH PULLER TOOLS

Specifically designed for shop use.

Part No.	Code	Keyword
274-3110	B	17
550	SNOW	22



Pulls all 102C-108C-108 EXP (upto 1995) Except Original Equipment Yamaha 102C and #212215 102C

sales@gammapowersports.com

ECONOMY CLUTCH PULLERS

CONSUMER PULLER-NOT FOR SHOP USE-NO WARRANTY



OEM# 529-0021-00, 2870030

Length: 185mm, Thread: 5/8" X 18unf X 35mm Long, O.D.:10.5/12/13.1mm, Head: 21.9mm. W/ Instruction Sheet(FTY Offer)

Part No.	Code	Keyword
270-0011	B	17

Model	Year
Polaris™	
Models with Polaris™ Steel Clutches	1966-71
Bombardier™/Ski-Doo™	
ALPINE 500	1983-87
ALPINE 640ER	1980-82
BLIZZARD 5500	1979-81
BLIZZARD 6500 PLUS	1978
BLIZZARD 7500 PLUS	1979-81
BLIZZARD 9500	1979-82
BLIZZARD 9700	1983-84
BLIZZARD CROSS COUNTRY 340	1979
BLIZZARD MX 5500	1981-84
CITATION 4500	1982-83
CITATION SS	1980-83

Model	Year
Bombardier™/Ski-Doo™	
ELAN 294 SS	1974
ELITE 440	1974-75
ELITE 440 L/C	1978
ELITE 444E L/C	1980
ELITE 464 L/C	1981-82
EVEREST 340	1977-79
EVEREST 340E	1977-79
EVEREST 440	1975-79
EVEREST 440E	1975-79
EVEREST 440SL	1974
EVEREST 444E L/C	1978-79
EVEREST 464E L/C ELECTRO	1980-83
EVEREST 500	1980-83
EVEREST 500E	1980-83
FORMULA MX	1985-86
FORMULA MX-LT	1986
FORMULA PLUS	1985
FORMULA SP	1985-87
FORMULA SS	1985
NORDIK 377	1982-83
OLYMPIC 340 W/SLIDES	1975-79

Model	Year
Bombardier™/Ski-Doo™	
OLYMPIC 340E W/SLIDES	1976-79
OLYMPIC 440	1976-77
RV 340	1977-78
SAFARI 377	1984-88
SAFARI 377E	1984-87
SAFARI 447	1984-86
SAFARI GRAND LUXE	1984-86
SKANDIC 377	1982-86
SKANDIC 377R	1984-87
TNT 245 RV F/A	1975
TNT 250 RV	1976
TNT 340 F/A	1974-78
TNT 340 RV	1976
TNT 340 W/SLIDES	1975-76
TNT 340E W/SLIDES	1975-76
TNT 440 F/A	1974-77
TNT 440E W/SLIDES	1975
TNT 440SE W/SLIDES	1974
TNT 440SM W/SLIDES	1974
Moto-Ski™	
ALL MODELS THRU	1984



OEM# 0644-010
Size: 9/16" X 18 NF

Part No.	Code	Keyword
271-0003	B	17

Model	Year
Arctic Cat™	
***ALL MODELS	1974-81
***HEX SHAFT CLUTCHES	1973-93
CHEETAH F/C	1986-87
COUGAR	1985-87
JAG	1985-90
JAG M.C.	1989-92
PANTERA	1984-88
SUPER JAG	1987-92
Kawasaki™	
DRIFTER 340, 440	1979-80
INTRIGUER 440	1978
INVITER 340	1978
Kawasaki™/SNO-JET™	
ASTRO 340,440	1977
SST 340,440	1975-77
THUNDER JET	1975
Mercury™	
SNO TWISTER	1974-76
TRAIL TWISTER	1974-76
Rupp™	
MAGNUM	1976-77
NITRO	1975-77



OEM# 0644-096
Size: 7/8" X 14 NF

Part No.	Code	Keyword
271-0015	B	17

Model	Year
Arctic Cat™	
*ALL AFS, AWS MODELS USING COMET 108C	1989-93



ARCTIC CAT™

OEM# 0644-207
Size: 9/16" X 18 NF

Part No.	Code	Keyword
271-0016	B	17

Model	Year
Arctic Cat™	
*MODELS W/ COMET 108EXP & 108 4-PRO	1994-05



Yamaha™ Clutch Puller 16mm

Part No.	Code	Keyword
273-0003	B	17



OEM# 529-0079-00
Size: 14MM (T.R.A)

Part No.	Code	Keyword
272-0004	B	17

Model	Year
Ski-Doo™	
*ALL 583'S	ALL
ALPINE II	1989-95
ESCAPADE	1987-89
FORMULA II (ALL)	1993
FORMULA 500, 583, DLX	90/1997-00
FORMULA MX (ALL)	1987-92
FORMULA PLUS (ALL)	1986-92
FORMULA SL	1995-00
FORMULA Z 500, 583	1990-00
FORMULA Z	1994-97
GRAND TOURING 470, 500, 580	1993-98
MACH I	1990-92
MX Z 440	1999-00
MX Z 440, 500, 583	1995-98
MX Z 670	1998
SAFARI (ALL)	1990-94
SAFARI CHEYENNE	1989-91
SKANDIC (ALL)	1992-00
STRATROS, VOYAGEUR	1987-89
SUMMIT 470, 500, 583	1993-98
TOURING LE, SLE	1995-00
TUNDRA, II, LT	1992-97



OEM# 529-000-063, 529-000-064, 529-0224-00, 529-0362-75, 529-0224-00
OverallL: 206.3mm, OD: 13.9/11/13.8/11mm

Part No.	Code	Keyword
272-0018	B	17

Model	Year
Ski-Doo™	
*ALL TRA CLUTCHES (EXCEPT 583 MOTORS)	2011-21
*ALL TRA CLUTCHES (EXCEPT 583 MOTORS)	Up to 2010



OEM# YS-1859-A
Size: 193 X 20MM

Part No.	Code	Keyword
273-0005	B	17

Model	Year
Yamaha™	
EC 340	1981-88
ET 340B,C	1978-79
ET 340, T, TR, A, B	1978-88
EX 440A, B, C	1977-79
EX 541C	1979
SRX MODELS (ALL)	1976-80



OEM# 90890-01836
Diameter: 18mm

Part No.	Code	Keyword
273-0013	B	17

Model	Year
Yamaha™	
GPX 338F, 433F	1974
GPX 338G, 433G	1975
EX 340, 440	1976
STX 340, 440	1976
ET 300C	1979

TERMS & INDEX

NEW

HELMETS

HELMET ACCESSORIES

APPAREL

ACCESSORIES

TRACKS & SUSPENSION

STEERING

TRANS MISSION

PLOW & WINCH

WIND SHIELDS

BRAKES & CARB.

ENGINE PARTS

ELECTRICAL

TRAILER

CHEMICALS

TECH & TOOLS

P.O.P

MINI-RACE PARTS

c.



d.



e.



f.



FOR ALL ARCTIC CAT™ Z-120S, 1998-CURRENT, SKI-DOO™ MINI-Z'S 1998-CURRENT
POLARIS™ XCR-120'S 1998-CURRENT, YAMAHA™ SRX 120 ALL

Description	Part No.	Code	Keyword
c. 24 Tooth Billet Aluminum Gear	240-1024	C	16B
26 Tooth Billet Aluminum Gear	240-1026	C	16B
28 Tooth Billet Aluminum Gear	240-1028	C	16B
30 Tooth Billet Aluminum Gear	240-1030	C	16B
32 Tooth Billet Aluminum Gear	240-1032	C	16B
34 Tooth Billet Aluminum Gear	240-1034	C	16B
36 Tooth Billet Aluminum Gear	240-1036	C	16B
38 Tooth Billet Aluminum Gear	240-1038	C	16B
39 Tooth Billet Aluminum Gear	240-1039	C	16B
42 Tooth Billet Aluminum Gear	240-1042	C	16B
45 Tooth Billet Aluminum Gear	240-1045	C	16B

Description	Part No.	Code	Keyword
d. Mini-Race Hi-Performance Chain Kit	240-2000	C	16B
e. Mini Hi-Performance Clutch 98-2000	250-8000	C	16
f. Mini-Race Gearing Hub for	241-1001	C	16B
Arctic Cat™ Z-120s			
f. Mini-Race Gearing Hub for	242-1002	C	16B
Ski-Doo™ Mini-Z			
f. Mini-Race Gearing Hub for XCR-120	244-1004	C	16B
f. Mini-Race Gearing Hub for SRX 120	241-1001	C	16B






GAMMA

P O W E R S P O R T S

CONNECT WITH US...

WWW.GAMMAPOWERSPORTS.COM



PLOWS & WINCHES

2022 SNOW CATALOGUE



Items marked with this symbol will be applicable to an oversize freight charge

WINCH AND ACCESSORIES



BRONCO PLOW STRAP WINCH

- Wired type, auto brake.
- Recommended for snow plow applications



Part No.	Line Pull	Motor	Gear Ratio	Cable length	Dimensions	MTG Bolt Pat.	Weight	Remote	Code	Keyword
33-01210	1500lbs	12V DC	153:1	1m L x 25mm W	262x96x116mm	124x76.2mm	7/8 kgs	No	B	6

BRONCO GENERATION I ATV/UTV WINCH

- Automatic Brake
- Drum Centric Style
- Roller Fair lead
- Hook
- Fully sealed waterproof motor
- Best in class horsepower
- CE Approval



REPLACEMENT PARTS

Part No.	Description	Code	Keyword
33-01241	Winch Wire Rope 4.8mm	B	6
33-01242	Winch Wire Rope 5.5mm	B	6
33-01243	Roller Fairlead	B	6

All winches include a universal mounting bracket, hardware, handlebar switch, and electrical connections

Part No.	Line Pull	Motor	Gear Ratio	Cable Type	Cable length	Dimensions	MTG Bolt Pat.	Weight	Remote	Code	Keyword
33-01240	2500lbs	12V DC	136:1	Steel	50ft	335.5x110x114mm	124x76mm	10.5/11 kgs	No	B	6
33-01290	3500lbs	12V DC	136:1	Steel	50ft	335.5x110x114mm	124x76mm	10.5/11 kgs	No	B	6
33-01220	4500lbs	12V DC	166:1	Steel	50ft	360x118x118mm	124x76mm	10.5/11 kgs	No	B	6

BRONCO GENERATION II WIRELESS ATV/UTV WINCH

- Automatic Brake
- Drum Centric Style
- Aluminum Fairlead
- Wireless Remote
- Hook
- Top of the line synthetic rope
- Fully sealed waterproof motor
- Best in class horsepower
- CE Approval
- Steel
- Goffered Powder Coating



Part No.	Line Pull	Motor	Gear Ratio	Cable Type	Cable length	Dimensions	MTG Bolt Pat.	Weight	Remote	Code	Keyword
33-01270	2500lbs	12V DC	136:1	synthetic rope	4.8mm D.x34ft	335.5x110x114mm	124x76.2mm	10.5/11 kgs	yes	B	6
33-01280	3500lbs	12V DC	136:1	synthetic rope	5.5mm D.x34ft	335.5x110x114mm	124x76.2mm	10.5/11 kgs	yes	B	6
33-01230	4500lbs	12V DC	166:1	synthetic rope	5.5mm D.x50ft	360x118x118mm	124x76.2mm	10.5/11 kgs	yes	B	6

BRONCO BLACK 3,500LB HEAVY DUTY WINCH

- Automatic Brake
- Drum Centric Style
- Aluminum Fairlead
- Wireless Remote
- Hook
- Top of the line synthetic rope imported from Europe
- Fully sealed waterproof motor
- Best in class horsepower
- CE Approval
- Steel
- Black Anodized
- Goffered Powder Coating



REPLACEMENT PARTS

Part No.	Description	Code	Keyword
33-01401	Roller Fairlead	B	6
33-01402	Synthetic Rope	B	6
33-01403	Replacement Remote	B	6

Part No.	Line Pull	Motor	Gear Ratio	Cable Type	Cable length	Dimensions	MTG Bolt Pat.	Weight	Remote	Code	Keyword
33-01400	3500lbs	12V DC	136:1	synthetic rope	5.5mm D.x34ft	360x118x118mm	124x76mm	13/14 kgs	yes	B	6

WINCH AND ACCESSORIES



REPLACEMENT PARTS



- 10m, O.D. 5.5mm, max pull 4600lbs

Part No.	Description	Code	Keyword
33-01271	Synthetic Winch Rope	B	6



Part No.	Description	Code	Keyword
33-01272	Aluminum Fairlead Roller	B	6



Part No.	Description	Code	Keyword
33-01274-1	Wireless Remote Switch (w/battery, remote control, wireless type)	B	6



Part No.	Description	Code	Keyword
33-01275-1	Replacement Switch	B	6



Part No.	Description	Code	Keyword
33-01276	Gear Set for 2500lbs	B	6



*Photo for reference

Part No.	Description	Code	Keyword
33-01277	Gear Set for 3500lbs	B	6

REPLACEMENT STRAP



Part No.	Code	Keyword
33-01211	B	6

WINCH WIRE ROPE



- 33-01241 - For 2500lb and 3500lb Winch
O.D. 4.8mm Length: 15.2m, Material: Steel
- 33-01242 - For 4500lb Winch
O.D. 5.5mm Length: 15.2m, Material: Steel

Part No.	Description	Code	Keyword
33-01241	Winch Wire Rope 4.8mm	B	6
33-01242	Winch Wire Rope 5.5mm	B	6

BLACK SYNTHETIC ROPE 30FT



- O.D.: 5.5mm
- Length: 10.3m
- Material: Synthetic
- For 3500lb Winch
- Break Strength 6000lb

Part No.	Code	Keyword
33-01402	B	6



Part No.	Description	Code	Keyword
33-01274	Wireless Remote (Old Style)	B	6



Part No.	Description	Code	Keyword
33-01273-1	Solenoid - 33-01220, 33-01240, 33-01290	B	6

TERMS & INDEX
NEW
HELMETS
HELMET ACCESSORIES
APPAREL
ACCESSORIES
TRACKS & SUSPENSION
STEERING
TRANS MISSION
PLOW & WINCH
WIND SHIELDS
BRAKES & CARB.
ENGINE PARTS
ELECTRICAL
TRAILER
CHEMICALS
TECH & TOOLS
P.O.P

WINCH AND ACCESSORIES



REPLACEMENT PARTS

BRONCO DASH ROCKER SWITCH KIT



Part No.	Description	Code	Keyword
33-03037	Switch 7 Pin. With Blue LED Light, Includes Wiring Harness, Switch with CE Approval., and Instruction Sheet	B	6

BRONCO SOLENOID BRACKET



Part No.	Description	Code	Keyword
33-01278	Solenoid Bracket	B	6

REPLACEMENT SOLENOID



• For Part No. **33-01210**

Part No.	Code	Keyword
33-01212	B	6

POWER CABLE EXTENSION KIT



10 gauge power cables x 11 feet (335 CM)

Part No.	Code	Keyword
33-01213	B	6

WINCH BUMPER

Part No.	Description	Code	Keyword
33-01260	Single	B	6
33-01260-10	10-pk w/display	B	6



WINCH & ACCESSORIES

CODE = C

KEYWORD = 6

ASSAULT SERIES WINCHES



Whether its on a winding trail, plowing snow or deep in the mud, a reliable winch is the most important accessory a rider can have. Equip your ATV, UTV or SxS with a KFI WINCH and feel confident you can pull yourself out of any situation. The Assault Series winch features Synthetic Cable, Cable Hook Stopper, a dynamic and mechanical braking system, Water Resistant seals to keep the elements out, a standard 4-hole mounting design and a heavy duty all metal turn clutch. It is also backed by a KFI Two Year Limited Lifetime Warranty. The Assault Winch comes with everything you need other than an ATV model specific winch mount. Everything shown is included along with detailed installation instructions and hardware to mount your winch to a model specific ATV winch mount.



33-08700



33-08654

Product	Part No.	Line Pull	Motor	Gear Ratio	Cable	Dimensions	MTG Bolt Pat.	Weight	Remote
AS-50	33-08700	5000lbs	12V DC, 1.22 hp	180:1	15/64" D x 38' L	13.9" L x 4.45" D x 4.76" H	3.00" x 4.875" (4-Hole)	26.0 lbs.	Dash Rocker
AS-50wx	33-08654	5000lbs	12V DC, 1.22 hp	180:1	15/64" D x 50' L	15.63" L x 4.45" D x 4.76" H	3.00" x 6.60" (4-Hole)	27.8 lbs.	Dash Rocker

KFI UTV WINCH

Whether it's on a winding trail, plowing snow or deep in the mud, a reliable winch is the most important accessory a rider can have. Equip your ATV, UTV, or SxS with a KFI WINCH and feel confident you can pull yourself out of any situation. The compact 4500lb ATV/UTV Series winches feature quality cast aluminum and durable steel components, water resistant seals to keep the elements out, a standard 4-hole mounting design and a heavy duty, all metal turn clutch. All of the KFI winches are backed by a 1-year Limited Warranty and come with everything you need other than an ATV/UTV model specific winch mount. Everything is included along with detailed installation instructions and hardware to mount your winch to a model specific ATV/UTV winch mount.



Product	Part No.	Line Pull	Motor	Gear Ratio	Cable	Dimensions	MTG Bolt Pat.	Weight	Remote
U4500	33-08625	4500lbs	12V DC, 1.7 hp	166:1	15/64" D x 38' L	14.6" L x 4.55" D x 5" H	3.00" x 4.875" (4-Hole)	36.6 LBS	Dash Rocker



The all New #AS-CONT Heavy Duty Electric Contactor protects your ATV's electrical system and switches the power distribution of your winch that is controlled by your switches.



Handheld 14' Corded Remote for those situations when you need to control your winch from a distance or dismounted from your machine. This compact high quality remote offers a more reliable control than the other wireless options. Included is a socket plug and play wiring system so that you can store your remote when not in use.



Take control of your winch with the included UTV Dash Rocker Switch. It comes with the switch and the wiring harness with a plug for easy install. The dash rocker also comes with a blue led light inside to light up your dash at night. This rocker switch allows you to control your winch with just the touch of your finger, never having to fully let go of your steering wheel.



The included Cable Hook Stopper with the following benefits:

- Eliminates wear and tear on your rollers from the hook which can cause cable wear.
- Eliminates hook clatter from going down the trail.
- Protects the winch motor and gears from pulling the cable into far and bottoming out on the rollers.
- Keeps tension on the hook to eliminate the cable becoming loose.

WINCH & ACCESSORIES

CODE = C

KEYWORD = 6

WATER RESISTANT



STEALTH LINE SERIES WINCHES



Whether its on a winding trail, plowing snow or deep in the mud, a reliable winch is the most important accessory a rider can have. Equip your ATV, UTV or SxS with a KFI WINCH and feel confident you can pull yourself out of any situation. This 2500lb ATV Stealth Series winch features Synthetic Cable, Cable Hook Stopper, a dynamic and mechanical braking system, Water Resistant seals to keep the elements out, a standard 4-hole mounting design and a heavy duty all metal turn clutch. It is also backed by a KFI 1-Year Limited Warranty. The KFI SE25 Stealth Winch comes with everything you need other than an ATV model specific winch mount. Everything shown is included along with detailed installation instructions and hardware to mount your winch to a model specific ATV winch mount.

- 50' Synthetic Cable with 5' protective sheath and end loop
- Take control of your winch with the included Mini-Rocker Switch that comes with an adjustable bracket to mount it to your ATV's handle bars and allows you to control your winch with the touch of your finger without ever letting go of your handle bars.
- The included Heavy Duty Electric Contactor protects your ATV's electrical system & switches the power distribution of your winch that is controlled from your switches. The included Cable Hook Stopper with the following benefits:
 - Eliminates wear & tear on your rollers from the hook with can cause cable wear.
 - Eliminates hook clatter from going down the trail.
 - Protects the winch motor and gears from pulling the cable in to far and bottoming out on the rollers.
 - Keeps tension on the hook to eliminate the cable becoming loose.
 - Also has slits designed in it to work as an anti-kick back for the cable if your cable was to snap.
 - Once you have one, everyone else that you ride with, will want one



Part No.
33-08602



Part No.
33-08603



Part No.
33-08627



Part No.
33-08626

All Stealth Winch Cables are a Synthetic Cable (Smoke Color)
Cable Hook Stopper Included (#ATV-CHS)

Product	Part No.	Line Pull	Motor	Gear Ratio	Cable	Dimensions	MTG Bolt Pat.	Weight	Remote
2500LB	33-08602	2500lb	12V DC, 1.2 hp	171:1	3/16" D x 50' L	12.67" L x 4.06" D x 4.2" H.	3.00" x 4.875" (4-Hole)	22.7 lbs.	N/A
3500LB	33-08603	3500lb	12V DC, 1.5 hp	171:1	3/16" D x 50' L	12.97" L x 4.06" D x 4.2" H	3.00" x 4.875" (4-Hole)	24.5 lbs.	Yes
4500LB	33-08627	4500lb	12V DC, 1.7 hp	166:1	15/64" D x 38' L	14.6" L x 4.55" D x 4.82" H	3.00" x 4.875" (4-Hole)	33.65 lbs.	Dash Rocker
4500LB Wide	33-08626	4500lb	12V DC, 1.7 hp	166:1	15/64" D x 38' L	14.6" L x 4.55" D x 4.82" H	3.00" x 4.875" (4-Hole)	34.4 lbs.	Dash Rocker

STEALTH ROLLER FAIRLEAD

- Nylon bushings.
- Zinc plated rollers.
- Powder coated black.
- Hardware included.



Part No.	Description	Code	Keyword
33-08636	Standard Stealth Black	C	6
33-08616	Wide Stealth Black	C	6

REPLACEMENT CABLE HOOK

- Zinc Plated
- Can be used on other brand winches
- Removable
- Clevis included



Part No.	Description	Code	Keyword
33-08650	Replacement Stealth Winch Hook	C	6

TERMS & INDEX

NEW

HELMETS

HELMET ACCESSORIES

APPAREL

ACCESSORIES

TRACKS & SUSPENSION

STEERING

TRANS MISSION

PLOW & WINCH

WIND SHIELDS

BRAKES & CARB.

ENGINE PARTS

ELECTRICAL

TRAILER

CHEMICALS

TECH & TOOLS

P.O.P

STEEL LINE SERIES WINCHES

Whether its on a winding trail, plowing snow or deep in the mud, a reliable winch is the most important accessory a rider can have. Equip your ATV, UTV or SxS with a KFI WINCH and feel confident you can pull yourself out of any situation. ATV Series winch features quality cast aluminum and durable steel components, Water Resistant seals to keep the elements out, a standard 4-hole mounting design and a heavy duty all metal turn clutch. It is also backed by a KFI 1-Year Limited Warranty. KFI winches comes with everything you need other than an ATV model specific winch mount. Everything shown is included along with detailed installation instructions and hardware to mount your winch to a model specific ATV winch mount.



33-08605



33-08618



33-08606

ROLLER FAIRLEAD

- Nylon bushings.
- Zinc plated rollers.
- Powder coated black.
- Hardware included.



Part No.	Description	Code	Keyword
33-08635	Standard 4.875" Bolt Pattern	C	6
33-08679	Wide 6" Bolt Pattern	C	6

Product	Part No.	Line Pull	Motor	Gear Ratio	Cable	Dimensions	MTG Bolt Pat.	Weight	Remote
2000LB	33-08618	2000lb	12V DC, 1.1 hp	171:1	5/32" D x 49' L	12.28" L x 4.2" D x 4.4" H	3.00" x 4.875" (4-Hole)	24.8 lbs.	N/A
2500LB	33-08605	2500lb	12V DC, 1.1 hp	171:1	3/16" D x 45.9' L	12.67" L x 4.06" D x 4.2" H	3.00" x 4.875" (4-Hole)	25.7 lbs	N/A
3000LB	33-08606	3000lb	12V DC, 9.3 hp	171:1	3/16" D x 45.9' L	13.39" L x 4.06" D x 4.2" H	3.00" x 4.875" (4-Hole)	24.8 lbs	Yes

KFI TIGER TAIL™ TOW SYSTEM



Tiger Tail is the only QUALITY ATV and UTV retractable tow rope available today! Superior to a tow strap and wicked fast compared to any electric winch. Its retractable design allows for a quick, easy and clean use for towing or as an anchor-line during poor underfoot winch operations! The best of tow systems!

- 12 Feet of 12,000 lb Avg. Breaking Strength Rope with wear resistant coating
- Self Locking Hook Storage
- 3/16" Grade 50 Steel Construction
- Fully sealed and lubricated mechanism tested to 14,000+ cycles
- Shot Blasted and Powder coated Black for supreme durability
- Convenient Operation and Easy to use
- Quality Built and Dependable Performance
- Rugged design for the toughest environments – no electrical parts to burn up
- Constant Tension
- Keeps your gear clean – no more dirty tow straps to carry
- 100% serviceable components
- Fully integrates to your ATV or UTV – never left behind



33-08622

Part No.	Description	Code	Keyword
33-08622	KFI Tiger Tail 2" Receiver Adjustable Mount	C	16B
33-08623	KFI Tiger Tail 1-1/4" Receiver Adjustable Mount	C	16B
33-08624	KFI Tiger Tail Tow System	C	16B

KFI TIGER TAIL™ TOW SYSTEM COMPLETE KITS

Includes Tiger Tail Tow System #101120 and either the 1-1/4" or 2" Receiver Adjustable Mount (Items Shipped Separately)

Part No.	Description	Code	Keyword
33-08620	KFI Tiger Tail Tow System and 2" Receiver	C	16B
33-08621	KFI Tiger Tail Tow System and 1-1/4" Receiver	C	16B



33-08624

33-08623

TERMS & INDEX
NEW
HELMETS
HELMET ACCESSORIES
APPAREL
ACCESSORIES
TRACKS & SUSPENSION
STEERING
TRANS MISSION
PLOW & WINCH
WIND SHIELDS
BRAKES & CARB.
ENGINE PARTS
ELECTRICAL
TRAILER
CHEMICALS
TECH & TOOLS
P.O.P

WINCH & ACCESSORIES



DASH ROCKER SWITCH KIT

- Will work with most brands of ATV and UTV winches on the market with the standard electrical contactor
- Blue LED illuminated when your key is turned on to allow you to see at night
- Switch with Wire Harness & Plug



Part No. Code Keyword
33-08617 C 6

SHACKLE

- Heavy Duty 6000lb
- Zinc plated
- Over-all size 3.5"x4"x1"



Part No. Code Keyword
33-08640 C 16B

2" RECEIVER SHACKLE


- Heavy Duty Steel Receiver
- Specifically Designed for use in ATV / UTV Recovery.
- Converts Any 2" Receiver into a Tow or Anchor Point.
- Horizontal and Vertical Orientation.
- MAX LOAD: 10,000 lbs.
- Includes Hitch Pin



Part No. Code Keyword
35-08601 C 16B

REPLACEMENT CONTACTOR BLOCK

Works with all KFI winches and can also work with other branded winches



Part No. Code Keyword
33-08630 C 6

UNIVERSAL 14' CORDED REMOTE KIT

- Universal 12V remote with 14' cord.
- Power in/power out.
- Compatible with most 12V ATV winch systems with standard contactor.
- Includes plug in socket in the remote.



Part No. Code Keyword
33-08634 C 6

MINI-ROCKER HANDLEBAR SWITCH

Take control of your winch with the Mini-Rocker Switch that comes with an adjustable bracket to mount it to your ATV's handlebars and allows you to control your winch with the touch of your finger without ever letting go of your handlebars. (NEW blue switch shown - Available soon)



Part No. Code Keyword
33-08641 C 6

UNIVERSAL 12V WIRING KIT

- Handlebar Mini-Rocker Switch.
- Heavy Duty Electrical Contactor.
- Color coded wires for both winch and battery.
- Installation Manual



Part No. Code Keyword
33-08642 C 6

WIRELESS REMOTE

Wireless Remote Control (for adding a wireless remote to any existing winch with a standard ATV Contactor)



Part No. Code Keyword
33-08643 C CLR

TREE SAVER

- 3" x 6'.
- Heavy duty.
- 15000 lb. rating.



Part No. Code Keyword
33-08637 C 17

WINCH & ACCESSORIES

RECEIVER WINCH MOUNTS

- Constructed of 3/16" steel.
- Powder coated black or supreme durability.
- Easy to install.



Part No.	Description	Code	Keyword
33-08613	1-1/4" Mount	C	6
33-08614	2" Mount	C	6

STANDARD AND WIDE FAIRLEAD BRACKETS



Part No.	Description	Code	Keyword
33-08611	Standard	C	6
33-08615	Wide	C	6

ATV SNATCH BLOCK

- 3/16" material.
- Doubles your winches lbs. rating.
- Powder coated.
- 1-1/2" diameter holes for hooking onto.
- Over-all Size: 3.00"W x 5.75"L x 1.375"D.
- 8,000 lbs. rating (turns your 8,000 lbs into 16,000 lbs).
- Accepts up to 15/64" Dia Cable



Part No.	Code	Keyword
33-08639	C	6

WINCH CABLE HOOK STOPPER

- Eliminates wear and tear on rollers from the hook.
- Eliminates hook clatter from going down the trail.
- Protects the winch motor and gears from pulling the cable in too far and bottoming out on the rollers.
- Keeps tension on the hook to eliminate lose cables



Part No.	Qty	Code	Keyword
33-08631	single	C	6
33-08638	18 pk	C	6

90° 2-HOLE MOUNTED WINCH CONVERTER

- Complete installation instructions included.
- All mounting hardware included.



Part No.	Code	Keyword
33-08610	C	6

WINCH MOUNT SPACER


- Constructed of 3/16" steel
- Unlike all other mount competitors our mounts are metal bead blasted before they are powder coated for the best possible finish prep.
- Powder coated black for supreme durability
- Complete installation instructions included
- All mounting hardware included
- Roller fairlead and winch not included



Part No.	Code	Keyword
33-48635	C	6

QUICK CONNECTS

- 6 gauge wiring
- Color coded wires
- Protective end cap



Part No.	Description	Code	Keyword
33-08660	Quick Connect End (2-pack)	C	6
33-08666	20" Long Quick Connect	C	6
33-08667	48" Long Quick Connect	C	6
33-08668	96" Long Quick Connect	C	6
33-08669	120" Long Quick Connect	C	6

WINCH & ACCESSORIES



STANDARD PLOW FAIRLEAD PULLEY - SYNTHETIC CABLE

- Multi Purpose Use
- Fairlead mounted or push tube mounted.
- Works on both UTV Push Tubes Part No. 33-08410 and ATV Push Tubes Part No. 33-08400
- 12" Soft Strap Part No. 33-08684 recommended to attach winch cable hook back to the machine.
- For use with STANDARD size winches with a 4.875" bolt up pattern.
- If your winch is a WIDE winch with a 6.60" bolt up pattern please see part 33-08502.
- Replaces standard winch fairlead during plow season.
- Provides larger 2-1/8" diameter roller for smoother cable movement when plowing compared to standard 7/8" rollers.
- Roller has a curved cable groove to help eliminate cable flattening, which leads to snapped cables during the plowing season.
- Eliminates potential cable kink due to small roller contact and abrupt angle rolls.
- Multiple roller positions for different applications and cable angles.

NOTE: FOR SYNTHETIC CABLE USE ONLY!!

Part No.	Code	Keyword
33-08501	C	25




WIDE PLOW FAIRLEAD PULLEY - SYNTHETIC CABLE

- Multi Purpose Use
- Fairlead mounted ONLY!!
- For use with WIDE size winches with a 6.6" bolt pattern.
- If your winch is a STANDARD winch with a 4.875" bolt up pattern please see part 33-08501.
- Replaces standard winch fairlead during plow season.
- Provides larger 2-1/8" diameter roller for smoother cable movement when plowing compared to standard 7/8" rollers.
- Roller has a curved cable groove to help eliminate cable flattening, which leads to snapped cables during the plowing season.
- Eliminates potential cable kink due to small roller contact and abrupt angle rolls.
- Multiple roller positions for different applications and cable angles.

NOTE: FOR SYNTHETIC CABLE USE ONLY!!

Part No.	Code	Keyword
33-08502	C	25

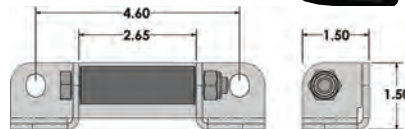


PLOW STRAP ROLLER

- Roller and Hardware included.
- Utilizes the POM style roller as the SE roller fairleads.
- Multiple roller positions for different applications and cable angles.

NOTE: FOR PLOW STRAP USE ONLY!!

Part No.	Code	Keyword
33-08683	C	25



12" PLOW STRAP

- 12 inches long
- Heavy duty
- 3200 lb rating

Part No.	Code	Keyword
33-08684	C	17



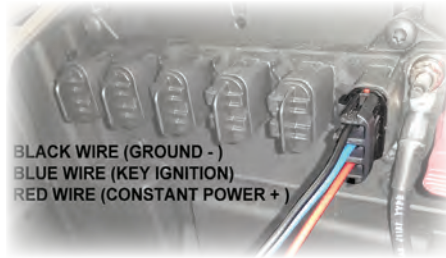
WINCH & ACCESSORIES

POLARIS™ WIRE 3-PIN HARNESS




The Polaris™ Wire 3-Pin Harness is a plug and play harness that attaches to the 2018 Ranger XP 1000 new Pulse System. When adding aftermarket accessories you will now be able to find power quick and easy

- 12" Pigtail Wire Length
- 14 Gauge High Quality Cross-Link Wire
- Provides quick, easy accessory power
- Plugs into Polaris™ Pulse Electrical System



BLACK WIRE (GROUND -)
BLUE WIRE (KEY IGNITION)
RED WIRE (CONSTANT POWER +)



Part No.	Code	Keyword
33-08682	C	6

UTV WIRE EXTENSION KIT

Kit Includes:

- (2x) 11 foot Battery Cables
- This kit has been created for the following UTV's that have two rows of seats and the battery is located in the rear row of seating. This kit is required because most standard ATV and UTV winches will come with 8 foot cables and they are not long enough to reach the battery.

- Polaris™ RZR-4 800
- Polaris™ RZR-4 900
- Polaris™ RZR-4 1000
- Polaris™ Ranger 500 Crew
- Polaris™ Ranger 570 Crew
- 2014 Polaris™ Ranger 800 Crew
- Polaris™ Ranger 900 Crew



Part No.	Code	Keyword
33-08670	C	6

REPLACEMENT CABLES

- Super-Duty Galvanized Aircraft Cable
- UTV cables come with eyelets on connection end
- Can be used on other brand winches
- Heavy-Duty cable loop thimble on hook end

Part No.	Description	Application	Code	Keyword
33-08645	5/32" (D) x 49' (L)	For 2000lb winches and below	C	6
33-08646	3/16" (D) x 45.9' (L)	For 2500-3500lbs winches	C	6
33-08647	15/64"(D) x 38' (L)	Standard 4000-5000lbs winches with a 3.00 x 4.875" bolt pattern	C	6
33-08648	15/64" (D) x 52' (L)	Wide 4000-5000lbs winches with a 3.00 x 6.60" bolt pattern	C	6



SYNTHETIC WINCH LINE

- High Strength SK75 Dyneema
- No kinks, curls, rust or splinters / Safe and easy to handle / Floats in water
- High Strength 12-Strand Dyneema® Synthetic fiber rope
- Comes with woven eyelet with protective sheath for any hooking system



Part No.	Description	Cable Strength	Code	Keyword
33-08671	3/16" x 12' Synthetic Line Cable Blue	4,900 lbs.(2.2t) MBS	C	6
33-08672	3/16" x 12' Synthetic Line Cable Smoke	4,900 lbs.(2.2t) MBS	C	6
33-08673	3/16" x 50' Synthetic Line Cable Blue - For 3500lbs and below winches	5400lb. average break strength	C	6
33-08674	3/16" x 50' Synthetic Line Cable Smoke - For 3500lbs and below winches	5400lb. average break strength	C	6
33-08675	15/64" x 38' Synthetic Line Cable Blue - For 4000 to 5000lb winches	Average of 7700 lbs strength cable	C	6
33-08676	15/64" x 38' Synthetic Line Cable Smoke - For 4000 to 5000lb winches	Average of 7700 lbs strength cable	C	6
33-08677	1/4" x 50' Synthetic Line Cable Blue - For 4000 to 5000lb winches	Average of 7700 lbs strength cable	C	6
33-08678	1/4" x 50' Synthetic Line Cable Smoke - For 4000 to 5000lb winches	Average of 7700 lbs strength cable	C	6

WINCH COVERS

- Made from durable, washable Neoprene
- Adjustable drawstring
- Protects from the elements
- Works great on the Multi-Mounts



Part No.	Description	Code	Keyword
33-08680	Fits 1,500 lb. to 4,500 lb.	C	6
33-08681	Fits 33-08608 (WIDE) and others	C	6

WINCH & ACCESSORIES

ARCTIC CAT™ MODULAR GRILL-WINCH MOUNT-BUMPER

This is a Modular system designed to work with Arctic-Cat™ Wildcat. Below are the Modular components that can be purchased. With the Modular system the Grill Part 33-18605 is required.



33-18604



33-18605



33-18606



33-18607



Part No.	Description	Code	Keyword
33-18605	Modular Grill (required for all other components)	C	6
33-18606	Modular Bumper (33-18605 required) Wildcat 1000 (all) - '12-16	C	6
33-18607	Modular Winch Mount (33-18605 required and also works with 33-18606)	C	6
33-18604	Winch Mount Combo Kit (Includes 33-18605 & 33-18607)	C	6

UTV MULTI-MOUNT KITS

CODE = C

KEYWORD = 6

- 2" Receiver Winch Mount 33-08614
- 48" Quick Connect (for front)
- UTV Model Specific Front Receiver Plate
- 120" Quick Connect (for rear)
- 20" Quick Connect (for winch)
- 5/8" Receiver Hitch Pin



33-48683



33-38680



33-48682



33-48690

Model	Year	Multi-Mount Kit
Polaris™ Full Sized		
Diesel Ranger 900 4x4	11-14	33-48682
Diesel Ranger HST / Deluxe 4x4	14-16	33-48683
Diesel Ranger 1000 4x4	15-18	33-48683
TM Ranger 2x4	04-06	33-48680
1000 Ranger 4x4	2017	33-48683
1000 Ranger Northstar Edition (HVAC)	2017	33-48683
425 Ranger 2x4	01-04	33-48680
500 Ranger 2x4	01-08	33-48680
500 Ranger 4x4	03-08	33-48680
500 Ranger 4x4	09-10	33-48682
570 Ranger 4x4	2015	33-48683
570 Ranger 4x4 (800 Style)	16-20	33-48682
570 Ranger XP 4x4 (900 Style)	2016	33-48683
700 Ranger 4x4	05-08	33-48680
700 Ranger 4x4	2009	33-48682
800 Ranger 4x4	10-14	33-48682
900 Ranger 4x4	13-19	33-48683
Polaris™ Mid Sized		
400 Ranger 4x4	10-14	33-48682
500 Ranger 4x4	11-13	33-48682
500 Ranger 4x4	17-20	33-48682
570 Ranger 4x4	14-20	33-48682
800 Ranger 4x4	13-14	33-48682
ETX Ranger 4x4	15-16	33-48682
EV Ranger 4x4	10-20	33-48682

Model	Year	Multi-Mount Kit
Polaris™ RZR		
1000 RZR S	16-20	33-48690
1000 RZR S 4	18-20	33-48690
1000 RZR XP	14-16	33-48690
1000 RZR XP	2017	33-48690
1000 RZR XP	2017	33-48690
1000 RZR XP 4	14-16	33-48690
1000 RZR XP 4	2017	33-48690
1001 RZR XP 4	2017	33-48690
900 RZR Models: (EPS / Premium / Fox Edition)	15-20	33-48690
900 RZR 4	15-17	33-48690
900 RZR S Models: (EPS / Premium)	15-20	33-48690
900 RZR S 4	2018	33-48690
Turbo RZR XP	2016	33-48690
Turbo RZR XP	2017	33-48690
Turbo RZR XP 4	2016	33-48690
Turbo RZR XP 4	2017	33-48690
Turbo RZR XP 4	2017	33-48690
GENERAL 1000	16-20	33-48690
GENERAL 4 1000	16-20	33-48690
RZR RS1	18-20	33-48690


Part No.	Description	Code	Keyword
33-38680	Yamaha™ Rhino Kit (requires 33-38603 winch mount)	C	6

POLARIS™ RANGER REPLACEMENT GRILLS

This replacement grill is designed to work with winch mount **33-48611**



33-48614



33-48612



33-48613

Part No.	Description	Code	Keyword
33-48612	2-Hole	C	17
33-48613	Standard	C	17
33-48614	Wide	C	17

HITCH PIN

Part No.	Description	Code	Keyword
33-08658	1/2" for 1-1/4" Receiver	C	6
33-08659	5/8" for 2" Receiver	C	6




WINCH ACCESSORIES



CAN-AM™ DEFENDER - FRONT UPPER 2" RECEIVER

- **Will not work with a winch installed. If you have winch installed please see Part Number 35-28605**
- 100% MADE IN USA
- Constructed of 3/16" Grade 50 steel
- Unlike all other hitch competitors, our hitches are metal bead blasted before they are powder coated for the best possible finish prep.
- Powder coated black for supreme durability.
- Very easy to install.
- All mounting hardware included.
- Complete installation instructions included.
- Satisfaction guaranteed.



Part No.	Description	Code	Keyword
35-28604	Can-Am™ Front Upper 2" Receiver	C	16B

Model	Year
Can-Am™	
UTV	
Defender (All Models)	All

CAN-AM™ DEFENDER - FRONT LOWER 2" RECEIVER

- Works with winch installed
- 100% MADE IN USA
- Constructed of 3/16" Grade 50 steel
- Unlike all other hitch competitors, our hitches are metal bead blasted before they are powder coated for the best possible finish prep.
- Powder coated black for supreme durability.
- Very easy to install.
- All mounting hardware included.
- Complete installation instructions included.
- Satisfaction guaranteed.




Part No.	Description	Code	Keyword
35-28605	Can-Am™ Front Lower 2" Receiver	C	16B

Model	Year
Can-Am™	
UTV	
Defender (All Models)	All

KAWASAKI™ TERYX KRX 1000 - REAR 2" RECEIVER

- Works with OEM rear bumper
- 100% MADE IN USA.
- Constructed of 3/16" steel.
- Unlike all other receiver competitors our receivers are metal bead blasted before they are powder coated for the best possible finish prep.
- Powder coated black for supreme durability.
- Complete installation instructions included.
- All mounting hardware included.
- Satisfaction guaranteed.



Part No.	Description	Code	Keyword
35-88601	Kawasaki™ Teryx KRX 1000 Rear 2" Receiver	C	16B

Model	Year
Kawasaki™	
UTV	
Teryx KRX 1000	20-21


WINCH ACCESSORIES

POLARIS™ SPORTSMAN / SCRAMBLER - REAR 2" RECEIVER

- 100% MADE IN USA.
- Constructed of 3/16" steel.
- Unlike all other receiver competitors our receivers are metal bead blasted before they are powder coated for the best possible finish prep.
- Powder coated black for supreme durability.
- Complete installation instructions included.
- All mounting hardware included.
- Satisfaction guaranteed.

Part No.	Description	Code	Keyword
35-48622	Polaris™ Sportsman/Scrambler Rear 2" Receiver	C	16B

Model	Year
Polaris™	
ATV	
Scrambler XP 1000 S	2020
Sportsman XP 1000 S	2020




POLARIS™ RZR PRO XP - REAR 2" RECEIVER

- 100% MADE IN USA
- Constructed of 3/16" steel
- Unlike all other receiver competitors our receivers are metal bead blasted before they are powder coated for the best possible finish
- Powder coated black for supreme durability
- Complete installation instructions included
- All mounting hardware included
- Satisfaction guaranteed

Part No.	Description	Code	Keyword
35-48623	Polaris™ RZR Pro XP Rear 2" Receiver	C	16B

Model	Year
Polaris™	
RZR	
RZR PRO XP (Base/Premium/Ultimate/LE/Sport)	20-21
RZR PRO XP 4 (Base/Premium/Ultimate/LE/Sport)	20-21



POLARIS™ - RZR 1000 XP- REAR 2" RECEIVER

- **Direct Replacement for Part Number 35-48615**
- **Note: Will not work with the 2017 with 10mm A-Arm Bolts (too loose fitting).**
- **Must have 12mm Bolts. If your RZR has the 10mm Bolts you will need Part Number 35-48611.**

Specifications:

- 100% MADE IN USA.
- Constructed of 1/4" and 3/16" steel
- Unlike all other competitors, our products are metal bead blasted before they are powder coated for the best possible finish prep.
- Powder coated black for supreme durability
- Complete installation instructions included
- Removable hitch for maintenance
- Satisfaction guaranteed

Part No.	Description	Code	Keyword
35-48624	Polaris™ RZR 1000 XP Rear 2" Receiver	C	16B

Model	Year
Polaris™	
RZR RS1	18-21
RZR XP 1000 (Base/Premium/Ride Command/Dynamix/High Lifter/Trails&Rocks/LE/Sport)	18-21
RZR XP 1000 (EPS) (with 12mm A-Arm Bolts ONLY)	2017
RZR XP 4 1000 (EPS/High Lifter) (with 12mm A-Arm Bolts ONLY)	2017
RZR XP 4 1000 (Base/Premium/Ride Command/Dynamix/High Lifter/LE)	18-21
RZR XP 4 Turbo (Base/Dynamix/Fox/LE)	18-21
RZR XP 4 Turbo (EPS) (with 12mm A-Arm Bolts ONLY)	2017
RZR XP Turbo (Base/Dynamix/Fox/Dynamix/LE)	18-21
RZR XP Turbo (EPS)	2017




WINCH ACCESSORIES



YAMAHA™ RMAX - FRONT LOWER RECEIVER

- 100% MADE IN USA.
- Constructed of 3/16" steel.
- Unlike all other competitors our products are metal bead blasted before they are powder coated for the best possible finish prep.
- Powder coated black for supreme durability.
- Very easy to install.
- Requires trimming of lower plastic panel (template included)
- Complete installation instructions included.
- All mounting hardware included.
- Satisfaction guaranteed.



Part No.	Description	Code	Keyword
35-38604	Yamaha™ RMAX Front Lower Receiver	C	16B

Model	Year
Yamaha™ UTV	
Wolverine RMAX2 1000	2021
Wolverine RMAX4 1000	2021

POLARIS™ ACE - REAR RECEIVER

- 100% MADE IN USA.
- Constructed of 3/16" steel.
- Unlike all other competitors, our products are metal bead blasted before they are powder coated for the best possible finish prep.
- Powder coated black for supreme durability.
- Complete installation instructions included.
- No mounting hardware required.
- Satisfaction guaranteed.




Part No.	Description	Code	Keyword
35-48620	Polaris™ Ace Rear Receiver	C	16B

Model	Year
Polaris™ ATV	
ACE 500	17-19
ACE 570	17-19

KAWASAKI™ MULE SX & MULE 610 REAR 2" RECEIVER

- 100% MADE IN USA.
- Constructed of 3/16" steel.
- Unlike all other receiver competitors our receivers are metal bead blasted before they are powder coated for the best possible finish prep.
- Powder coated black for supreme durability.
- Complete installation instructions included.
- All mounting hardware included.
- Satisfaction guaranteed.



35-88600



35-88600 - Assemble on UTV

Model	Year	Front Upper	Multi Mount Kit	Front Lower	Front Tow Hook	Rear	Code	Keyword
Kawasaki™ UTV								
Mule SX 400	17-20	N/A	N/A	N/A	N/A	35-88600	C	16B
Mule 610	05-16	N/A	N/A	N/A	N/A	35-88600	C	16B

TERMS & INDEX
NEW
HELMETS
HELMET ACCESSORIES
APPAREL
ACCESSORIES
TRACKS & SUSPENSION
STEERING
TRANS MISSION
PLOW & WINCH
WIND SHIELDS
BRAKES & CARB.
ENGINE PARTS
ELECTRICAL
TRAILER
CHEMICALS
TECH & TOOLS
P.O.P

WINCH ACCESSORIES



POLARIS™ AND BOB CAT™ FRONT LOWER 2" RECEIVER

Supersedes Front Receiver Part No. 35-48617
!! Will NOT work with High Lifter Edition !!

Specifications:

- 100% MADE IN USA.
- Constructed of 3/16" and 1/4" steel.
- Drilling out larger holes is required on two smaller holes
- Mounts directly to the frame
- Works with OEM bumpers
- Rated at 100lb tongue and 1000lb towing
- Unlike all other receiver competitors our receivers are metal bead blasted before they are powder coated for the best possible finish prep.
- Powder coated black for supreme durability.
- Complete installation instructions included.
- All mounting hardware included.
- Satisfaction guaranteed.



Part No.	Description	Code	Keyword
35-48621	Front Lower 2" Receiver	C	16B

Model	Year	Model	Year
Polaris™		Bobcat™	
Full-Size UTV		Full-Size UTV	
Ranger XP 1000	18-21	3400 Series	15-19
Ranger 1000 EPS	20-21	3600 Series	15-19
Ranger 1000 Premium	20-21		
Ranger 1000 Premium Crew	20-21		
Ranger XP 1000 Crew	19-21		
Ranger XP 1000 Northstar Edition	18-21		
Ranger XP 1000 Crew Northstar Edition	19-21		
Ranger XP 1000 Texas Edition	20-21		
Ranger XP 1000 Crew Texas Edition	20-21		

ARCTIC CAT™ - TEXTRON™ AND TRACKER™ UTV WINCH BUMPER

- 100% MADE IN USA.
- Constructed of 10ga Grade 50 steel.
- Unlike all other mount competitors, our mounts are metal bead blasted before they are powder coated for the best possible finish prep.
- Powder coated black for supreme durability.
- Very easy to install.
- Complete installation instructions included.
- Satisfaction guaranteed.
- Roller fairlead and winch not included.



Part No.	Description	Code	Keyword
33-18616	Arctic Cat™ - Textron and Tracker UTV Winch Bumper	C	6

Model	Year
Arctic Cat™ - Textron™	
UTV	
Wildcat XX 1000	18-21
Tracker™	
UTV	
XTR1000	20-21

WINCH ACCESSORIES



POLARIS™ ATV WINCH BUMPER CONVERSION BRACKET

Specifications:

- 100% MADE IN USA.
- Constructed of 10 GA steel
- Unlike all other mount competitors, our mounts are metal bead blasted before they are powder coated for the best possible finish prep.
- Powder coated black for supreme durability.
- Works with all Polaris™ OEM Brush Guards and Double Tube Bumpers.
- Very easy to install.
- Complete installation instructions included.
- All mounting hardware included.
- Satisfaction guaranteed.
- Roller fairlead, winch, and front bumper not included.



NOTE: Conversion Bracket is only needed to reinstall the front bumper. The winch can still be used for any purpose without reinstalling the front bumper.

Part No.	Description	Code	Keyword
33-48684	Winch Bumper Conversion Bracket	C	6

Model	Year
Polaris™ ATV	
Sportsman 570 EPS	2021
Sportsman 570 Premium	2021
Sportsman 570 Utility HD LE	2021

NOTE: This Conversion Bracket is designed to work in conjunction with KFI model specific winch mounts for the above machines and may not be compatible with other manufacture's winch mounts.

ALUMINUM HAWSE POLISHED FAIRLEAD

Part No. 33-08652

- Designed to work with the following winches: Part Numbers: 33-08602 / 33-08603 / 33-08700
- Possibly many other brands with a standard bolt pattern of 3.00" x 4.875" and a fairlead bolt pattern of 4.875"

Part No. 33-08653

- Designed to work with the following winches: Part Numbers: 33-08626 / 33-08710
- Possibly many other brands with a wide bolt pattern of 3.00" x 6.6" and a fairlead bolt pattern of 6.00"

Specifications:

- 3/4" Thick Aluminum 6061-T6 material
- Polished Aluminum Finish
- Designed to work with the synthetic cables (NO steel Cables)
- Eliminates cable pinch caused by roller fairleads and synthetic cable
- Hardware included
- Bolt pattern is standard 4.875"
- also recommend using a KFI Cable Hook Stopper Part Number 33-08631 with these to avoid gouging from the cable hook



33-08652



33-08653

Part No.	Description	Code	Keyword
33-08652	ATV Aluminum Hawse Polished Fairlead	C	6
33-08653	UTV Aluminum Hawse Polished Fairlead	C	6

KFI ATV/UTV RECEIVER HITCH APPLICATION CHART

	Model	Year	Notes	Front Upper	Notes	Front Lower	Notes	Rear
	Arctic Cat™							
	1000 (all)	12-19						35-18600
HELMETS	BobCat™							
	3400 Series	15-19				35-48617		OEM 2"
	Can-Am™							
HELMET ACCESSORIES	Maverick 1000 (all)	13-14						35-28602
	Maverick 1000 (Base, Xrs DPS, X MR, X xc)	15-16						35-28602
	Maverick Sport	18-21				33-28407		
	Maverick Trail 800 / 1000	18-21				33-28407		
APPAREL	Maverick X3 Turbo	16-21						35-28603
	Outlander 1000	12-19						35-28601
	Outlander 1000 6x6	14-19						35-28601
ACCESSORIES	Outlander 1000 MAX	13-19						35-28601
	Outlander 1000 MAX 6x6	19-21						35-28601
	Outlander 1000 XMR	13-21						35-28601
SEATS & BOXES	Outlander 1000R	19-21						35-28601
	Outlander 1000R MAX	19-21						35-28601
	Outlander 400	06-15						35-28600
	Outlander 400 MAX	06-15						35-28600
WINCHES & PLOWS	Outlander 450	17-21						35-28601
	Outlander 450 6x6	2019						35-28601
	Outlander 450 MAX	17-21						35-28601
ENGINE & EXHAUST	Outlander 450 MAX 6x6	19-21						35-28601
	Outlander 500	07-12						35-28600
	Outlander 500	13-15						35-28601
	Outlander 500 MAX	07-12						35-28600
DRIVE	Outlander 500 MAX	13-15						35-28601
	Outlander 570	17-21						35-28601
	Outlander 570 MAX	16-21						35-28601
ELECTRICAL	Outlander 570 XMR	16-21						35-28601
	Outlander 650	06-12						35-28600
	Outlander 650	13-21						35-28601
SPARK PLUGS	Outlander 650 6x6	15-19						35-28601
	Outlander 650 MAX	06-12						35-28600
	Outlander 650 MAX	13-21						35-28601
BATTERIES	Outlander 650 MAX 6x6	19-21						35-28601
	Outlander 650 XMR	13-21						35-28601
	Outlander 800	06-09						35-28600
	Outlander 800	12-15						35-28601
STEERING & SUSPENSION	Outlander 800 MAX	06-12						35-28600
	Outlander 800 MAX	13-15						35-28601
	Outlander 800 XMR	2015						35-28601
	Outlander 800 XMR	2012						35-28600
CABLES	Outlander 800R	10-11						35-28600
	Outlander 800R MAX	10-11						35-28600
	Outlander 850	16-21						35-28601
BRAKES	Outlander 850 MAX	16-21						35-28601
	Outlander 850 XMR	16-21						35-28601
	Outlander L 450	15-16						35-28601
TIRES & WHEELS	Outlander L 450 MAX	15-16						35-28601
	Outlander L 500	2015						35-28601
	Outlander L 500 MAX	2015						35-28601
TUBES	Outlander L 570	2016						35-28601
	Outlander L 570 MAX	2016						35-28601
	Renegade 1000	12-19						35-28601
	Renegade 1000 XMR	17-21						35-28601
CHINESE PARTS	Renegade 1000R	18-19						35-28601
	Renegade 1000R XXC	20-21						35-28601
	Renegade 500	08-12					2	35-28600
CHEMICALS	Renegade 500	13-15						35-28601
	Renegade 570	16-21						35-28601
	Renegade 570 XMR	17-21						35-28601
	Renegade 650	2019						35-28601
	Renegade 650 XMR	2019						35-28601
TRAILER	Renegade 800	07-11					2	35-28600
	Renegade 800	12-15						35-28601
	Renegade 800 X	08-11					2	35-28600
TOOLS	Renegade 850	16-21						35-28601
	Renegade 850 XMR	17-19						35-28601

Notes:

1= Requires KFI Winch Mount 33-38603

2= Requires Can Am Trailer Hook #705201112 (Can-am OEM #)

3=Requires KFI Winch Mount #33-68613

A= Plow mount includes a lower 2" Receiver Hitch (built -in)

N= Requires KFI Winch Mount 33-38613

X= Will not work with rear bumper



KFI ATV/UTV RECEIVER HITCH APPLICATION CHART

Model	Year	Notes	Front Upper	Notes	Front Lower	Notes	Rear
Gravelly™							
Atlas JSV	14-16				33-48407		OEM 2"
Cushman™							
HAULER 4x4	19-20				33-18409		OEM 2"
HAULER 4x4 Crew	19-20				33-18409		OEM 2"
Honda™							
TRX450 (FE/FM)	02-04						35-68606
TRX500 (with IRS ONLY)	15-19						35-68602
TRX500 (with Solid Rear Axle ONLY)	05-19						35-68606
TRX520 (with Solid Rear Axle ONLY)	20-21						35-68606
MUV 700 Big Red	09-13				33-68403		
Pioneer 500	14-21	3	35-08600				OEM 1.25"
Pioneer 700	14-21		35-68603				OEM 2"
1000 (will NOT work on LE Model)	16-21		35-68605				OEM 2"
1000-5 LE	17-21		35-68608				OEM 2"
700-4	14-21		35-68603				OEM 2"
TRX350 (FE/FM/TE/TM)	00-06						35-68606
TRX400 (FA/FGA)	04-07						35-68606
TRX420 "IRS ONLY " (Independent Rear Suspension)Models (FA/ FPA/PG)	2014		35-68601				
TRX420 (with IRS ONLY)	09-21						35-68602
TRX420 (with Solid Rear Axle ONLY)	07-21						35-68606
TRX420 4x4 Models (FA/FE/FPA/FPE/FPM/FM/PG)	07-13		35-68601				
TRX420 Rancher 2x4 (TE/TM)	07-13		35-68601				
TRX650 (FA/FGA)	03-05					BALL	35-68600
TRX650 (FA/FGA)	03-05					2"	35-68602
TRX680 (FA/FGA)	06-21					BALL	35-68600
TRX680 (FA/FGA)	06-21					2"	35-68602
TRX500 (with Solid Rear Axle ONLY)	01-14						35-68606
TRX500FA (with IRS ONLY)	15-19						35-68602
TRX520FA (with IRS ONLY)	20-21						35-68602
1000 (X/R)	19-21					X	35-68607
1000-4 (X/R)	20-21					X	35-68607
John Deere™							
Gator HPX 2x4 and 4x4 (NOT 615E or 815E)	All		35-58601				
Gator XUV 620i and 850D	07-10		35-58601				
Kawasaki™							
700 Mule PRO-MX	19-21				33-88409		OEM 2"
Mahindra™							
Roxor	All		33-58417				OEM 2"
Polaris™							
ACE 325	14-16						35-48609
ACE 570	15-16						35-48609
ACE 900 SP	2016						35-48609
Diesel 4x4	98-01						35-48601
Hawkeye 325 2x4	2015						35-48614
Hawkeye 400 2x4	11-14						35-48614
Scrambler 1000 (XP)	14-18						35-48613
Scrambler 850	13-20						35-48613
Sportsman 1000 (XP)	15-21						35-48613
Sportsman 1000 High Lifter	17-20						35-48613
Sportsman 1000 Touring	15-20						35-48613
Sportsman 335 4x4	99-00						35-48601
Sportsman 400 4x4	01-04						35-48601
Sportsman 400	2005						35-48614
Sportsman 400	11-14						35-48614
Sportsman 450	06-07						35-48614
Sportsman 450 (HO)	16-21						35-48614
Sportsman 450 HD/HO 2x4	16-19						35-48614
Sportsman 500 4x4	96-04.5						35-48601
Sportsman 500 4x4	05-13						35-48614
Sportsman 500 Touring	08-10						35-48614
Sportsman 500 X2	07-09						35-48614
Sportsman 550 (XP)	10-14						35-48613
Sportsman 550 Touring	10-14						35-48613
Sportsman 550 X2	10-14						35-48613
Sportsman 570	14-21						35-48614
Sportsman 570 Touring	14-21						35-48614

Notes:

1= Requires KFI Winch Mount 33-38603

2= Requires Can Am Trailer Hook #705201112 (Can-am OEM #)

3=Requires KFI Winch Mount #33-68613

A= Plow mount includes a lower 2" Receiver Hitch (built -in)

N= Requires KFI Winch Mount 33-38613

X= Will not work with rear bumper

TERMS & INDEX
NEW
HELMETS
HELMET ACCESSORIES
APPAREL
ACCESSORIES
SEATS & BOXES
WINCHES & PLOWS
ENGINE & EXHAUST
DRIVE
ELECTRICAL
SPARK PLUGS
BATTERIES
STEERING & SUSPENSION
CABLES
BRAKES
TIRES & WHEELS
TUBES
CHINESE PARTS
CHEMICALS
TRAILER
TOOLS
P.O.P
WATERCRAFT

KFI ATV/UTV RECEIVER HITCH APPLICATION CHART

	Model	Year	Notes	Front Upper	Notes	Front Lower	Notes	Rear
	Polaris™							
	Sportsman 570 X2	15-21						35-48614
	Sportsman 600	03-04						35-48601
	Sportsman 600	2005						35-48614
	Sportsman 700	02-04						35-48601
	Sportsman 700	05-08						35-48614
	Sportsman 800	05-14						35-48614
	Sportsman 800 Touring	08-09						35-48614
	Sportsman 800 X2	07-09						35-48614
	Sportsman 850 (XP)	10-20						35-48613
	Sportsman 850 High Lifter	17-21						35-48613
	Sportsman 850 Touring	10-20						35-48613
	Sportsman 850 X2	2011						35-48613
	Sportsman MV7	2005						35-48614
	Xplorer 500 4x4	1997						35-48601
	Diesel Ranger 900 4x4	11-14		35-48607		33-48404		OEM 2"
	Diesel Ranger 900 Crew 4x4	12-14		35-48607		33-48404		OEM 2"
	Diesel Ranger HST / Deluxe 4x4	14-16		35-48610		33-48407		OEM 2"
	Diesel Ranger 1000 4x4	15-18		35-48610		33-48407		OEM 2"
	Diesel Ranger 1000 4x4 Crew	15-18		35-48610		33-48407		OEM 2"
	TM Ranger 2x4	04-06		35-48603		33-48405		OEM 2"
	1000 Ranger 4x4	2017		35-48610		33-48407		OEM 2"
	1000 XP Ranger 4x4	18-20		35-48618		35-48617		OEM 2"
	1000 Ranger EPS	2020				35-48617		OEM 2"
	1000 Ranger Premium	20-21		35-48618		35-48617		OEM 2"
	1000 Ranger 4x4 Crew	17-18		35-48610		33-48407		OEM 2"
	1000 XP Ranger 4x4 Crew	19-21		35-48618		35-48617		OEM 2"
	1000 Ranger EPS Crew	2020				35-48617		OEM 2"
	1000 Ranger Premium Crew	20-21		35-48618		35-48617		OEM 2"
	1000 Ranger Northstar Edition (HVAC)	2017		35-48610		33-48407		OEM 2"
	1000 Ranger 4x4 Northstar Edition	18-21		35-48618		35-48617		OEM 2"
	1000 Ranger Northstar Edition Crew (HVAC)	17-18		35-48610		33-48407		OEM 2"
	1000 Ranger 4x4 Northstar Edition Crew	19-21		35-48618		35-48617		OEM 2"
	1000 XP Ranger Texas Edition	20-21		35-48618		35-48617		OEM 2"
	1000 XP Ranger Texas Edition Crew	20-21		35-48618		35-48617		OEM 2"
	425 Ranger 2x4	01-04		35-48603		33-48405		OEM 2"
	500 Ranger 2x4	01-08		35-48603		33-48405		OEM 2"
	500 Ranger 4x4	03-08		35-48603		33-48405		OEM 2"
	500 Ranger 4x4	09-10		35-48607		33-48404		OEM 2"
	500 Ranger 6x6	02-05		35-48603		33-48405		OEM 2"
	570 Ranger 4x4	2015		35-48610		33-48407		OEM 2"
	570 Ranger 4x4 (800 Style)	16-21		35-48607		33-48404		OEM 2"
	570 Ranger XP 4x4 (900 Style)	2016		35-48610		33-48407		OEM 2"
	570 Ranger 4x4 Crew (800 Style)	16-21		35-48607		33-48404		OEM 2"
	570 Ranger 4x4 Crew (900 Style)	15-16		35-48610		33-48407		OEM 2"
	700 Ranger 4x4	05-08		35-48603		33-48405		OEM 2"
	700 Ranger 4x4	2009		35-48607		33-48404		OEM 2"
	700 Ranger 4x4 Crew	08-09		35-48603		33-48405		OEM 2"
	700 Ranger 6x6	06-09		35-48607		33-48405		OEM 2"
	800 Ranger 4x4	10-14		35-48607		33-48404		OEM 2"
	800 Ranger 4x4 Crew	10-14		35-48607		33-48404		OEM 2"
	800 Ranger 6x6	10-16		35-48607		33-48404		OEM 2"
	900 Ranger 4x4	13-19		35-48610		33-48407		OEM 2"
	900-5/6 Ranger 4x4 Crew	14-19		35-48610		33-48407		OEM 2"
	400 Ranger 4x4 Mid Size	10-14		35-48607		33-48404		OEM 2"
	500 Ranger 4x4 Mid Size	11-13		35-48607		33-48404		OEM 2"
	500 Ranger 4x4 Mid Size	17-21		35-48607		33-48404		OEM 2"
	500 Ranger 4x4 Crew Mid Size	11-13		35-48607		33-48404		OEM 2"
	570 Ranger 4x4 Mid Size	14-21		35-48607		33-48404		OEM 2"
	570 Ranger 4x4 Crew Mid Size	14-21		35-48607		33-48404		OEM 2"
	800 Ranger 4x4 Mid Size	13-14		35-48607		33-48404		OEM 2"
	ETX Ranger 4x4 Mid Size	15-16		35-48607		33-48404		OEM 2"
	EV Ranger 4x4 Mid Size	10-21		35-48607		33-48404		OEM 2"
	1000 RZR S	16-20						35-48612
	1000 RZR S 4	18-20						35-48612
	1000 RZR XP	14-16						35-48611
	1000 RZR XP	2017						35-48615
	1000 RZR XP	2017						35-48611
	1000 RZR XP Models: (Premium / Ride Command / Dynamix / LE)	18-20						35-48615

Notes:

1= Requires KFI Winch Mount 33-38603

2= Requires Can Am Trailer Hook #705201112 (Can-am OEM #)

3=Requires KFI Winch Mount #33-68613

A= Plow mount includes a lower 2" Receiver Hitch (built -in)

N= Requires KFI Winch Mount 33-38613

X= Will not work with rear bumper


KFI ATV/UTV RECEIVER HITCH APPLICATION CHART

Model	Year	Notes	Front Upper	Notes	Front Lower	Notes	Rear
Polaris™							
1000 RZR XP 4	14-16						35-48611
1000 RZR XP 4	2017						35-48611
1001 RZR XP 4	2017						35-48615
1000 RZR XP 4 Models: (Premium / Ride Command / Dynamix / LE)	18-20						35-48615
1000 RZR XP High Lifter Edition	19-20						35-48615
1000 RZR XP 4 High Lifter Edition	2016						35-48611
1000 RZR XP 4 High Lifter Edition	2017						35-48611
1000 RZR XP 4 High Lifter Edition	2017						35-48615
1000 RZR XP 4 High Lifter Edition	18-20						35-48615
570 RZR (all)	12-20						35-48609
570 RZR S	2017						35-48609
800 RZR	08-14						35-48608
800 RZR 4	10-14						35-48608
800 RZR S	09-14						35-48608
900 RZR Models: (EPS / Premium / Fox Edition)	15-20						35-48612
900 RZR S Models: (EPS / Premium)	15-20						35-48612
900 RZR XP	11-14						35-48606
900 RZR XP 4	12-14						35-48606
Turbo RZR XP	2016						35-48611
Turbo RZR XP	2017						35-48615
Turbo RZR XP	2017						35-48611
RZR XP Turbo Models: (LE / Dynamix)	18-20						35-48615
Turbo RZR XP 4	2016						35-48611
Turbo RZR XP 4	2017						35-48615
Turbo RZR XP 4	2017						35-48611
RZR XP 4 Turbo Models: (LE / Dynamix)	18-20						35-48615
RZR XP Turbo S Models: (Velocity)	18-20						35-48616
RZR XP 4 Turbo S Models: (Velocity)	19-20						35-48616
GENERAL 1000	16-21						OEM 2"
GENERAL 1000 DELUXE	16-21						OEM 2"
GENERAL 1000 PREMIUM	16-21						OEM 2"
GENERAL 4 1000	16-21						OEM 2"
RZR RS1	18-21						35-48615
Textron™							
1000 (all)	18-19						35-18600
Prowler Pro	2019				33-18409		OEM 2"
Prowler Pro Crew	2019				33-18409		OEM 2"
Wildcat XX	18-20						35-18601
Tracker™							
800SX Crew	2020				33-18409		OEM 2"
Yamaha™							
Grizzly 550 4x4	09-14						35-38602
Grizzly 700 4x4	07-15						35-38602
Grizzly 700 4x4	16-21						35-38602
Kodiak 700 4x4	16-21						35-38602
Rhino 450 4x4	06-11	1		1	35-38600		
Rhino 660 4x4	03-07	1		1	35-38600		
Rhino 700 4x4	08-13	1		1	35-38600		
Viking 4x4	14-21	A&N		A&N	33-38403		OEM
Viking VI 4x4	15-21	A&N		A&N	33-38403		OEM
Wolverine / R-Spec / SE	16-18	A&N		A&N	33-38404		OEM
Wolverine X2 / R-Spec / SE	2019	A&N		A&N	33-38404		OEM
Wolverine X4 / SE	18-21	A&N		A&N	33-38404		OEM
YZX 1000 (all)	16-21						35-38603

Notes:

- 1= Requires KFI Winch Mount 33-38603
- 2= Requires Can Am Trailer Hook #705201112 (Can-am OEM #)
- 3=Requires KFI Winch Mount #33-68613

- A= Plow mount includes a lower 2" Receiver Hitch (built -in)
- N= Requires KFI Winch Mount 33-38613
- X= Will not work with rear bumper



TERMS & INDEX
NEW
HELMETS
HELMET ACCESSORIES
APPAREL
ACCESSORIES
SEATS & BOXES
WINCHES & PLOWS
ENGINE & EXHAUST
DRIVE
ELECTRICAL
SPARK PLUGS
BATTERIES
STEERING & SUSPENSION
CABLES
BRAKES
TIRES & WHEELS
TUBES
CHINESE PARTS
CHEMICALS
TRAILER
TOOLS
P.O.P
WATERCRAFT

KFI ATV WINCH MOUNT APPLICATION

CODE = C

KEYWORD = 6



MODEL	YEAR	KFI	KFI / WARN	BRONCO	WARN	Super Winch		
		A2000 A2500 A3000 SE25 SE35 (AS-50 will require 33-08641)	KFI U45-R2 SE45-R2 WARN AXON 35 AXON 35-S AXON 45RC	1500 2500 3500 4500	VRX 25 VRX 25-S VRX 35 VRX 35-S	LT2000 ATV	LT2500 LT3000 LT4000 LT4000SR ATV Terra25 Terra35 A3500	
Arctic Cat™								
250 2x4	99-01	33-18601		33-18601	33-18601	1	33-18601	33-18601
250 2x4 / 4x4	02-05	33-18600		33-18600	33-18600	1	33-18600	33-18600
300 2x4 / 4x4	98-01	33-18601		33-18601	33-18601	1	33-18601	33-18601
300 2x4 / 4x4	02-05	33-18600		33-18600	33-18600	1	33-18600	33-18600
350 CR 4x4	11-12	33-18602		33-18602		1	33-18602	33-18602
366 4x4	08-11	33-18602		33-18602			33-18602	33-18602
375 2x4 / 4x4	2002	33-18600		33-18600		1	33-18600	33-18600
400 2x4 / 4x4	96-01	33-18601		33-18601	33-18601	1	33-18601	33-18601
400 2x4 / 4x4	02-05	33-18600		33-18600		1	33-18600	33-18600
400 4x4	06-08	2 OEM		2 OEM			33-08612	2 OEM
400 ALTERRA 4x4	16-17	33-18602		33-18602			33-18602	33-18602
400 CR 4x4	13-15	33-18602		33-18602			33-18602	33-18602
400 TBX 4x4	2004	33-18600		33-18600		1	33-18600	33-18600
400 TBX 4x4	05-06	2 OEM		2 OEM			33-08612	2 OEM
400 TRV 4x4	06-14	2 OEM		2 OEM			33-08612	2 OEM
425 CR 4x4	11-13	33-18602		33-18602			33-18602	33-18602
450 ALTERRA 4x4	2016	33-18602		33-18602			33-18602	33-18602
450 4X4	10-12	2 OEM		2 OEM			33-08612	2 OEM
450 CR 4x4	13-15	33-18602		33-18602			33-18602	33-18602
450 TRV 4x4	11-15	2 OEM		2 OEM			33-08612	2 OEM
454 2x4 / 4x4	1998	33-18601		33-18601	33-18601	1	33-18601	33-18601
500 4x4	98-01	33-18601		33-18601	33-18601	1	33-18601	33-18601
500 2x4 / 4x4	02-04	33-18600		33-18600		1	33-18600	33-18600
500 4x4	05-17	2 OEM		2 OEM			33-08612	2 OEM
500 XR (ALTERRA) 4x4	2015	33-18610		33-18610			33-08612	2 OEM
500 ALTERRA 4x4	2016	33-18610		33-18610			33-08612	2 OEM
500 ALTERRA 4x4	17-18	33-18602		33-18602			33-18602	33-18602
500 TBX 4x4	02-04	33-18600		33-18600		1	33-18600	33-18600
500 TBX 4x4	05-06	2 OEM		2 OEM			33-08612	2 OEM
500 TRV 4x4	03-05	33-18600		33-18600		1	33-18600	33-18600
500 TRV 4x4	06-15	2 OEM		2 OEM			33-08612	2 OEM
550 4x4	09-14	2 OEM		2 OEM			33-08612	2 OEM
550 XR (ALTERRA) 4x4	2015	33-18610		33-18610	16	33-18610	33-08612	2 OEM
550 ALTERRA 4x4	2016	33-18610		33-18610	16	33-18610	33-08612	2 OEM
550 TRV 4x4	09-16	2 OEM		2 OEM			33-08612	2 OEM
570 ALTERRA (XT,EPS)	19-20	33-18610		33-18610	16	33-18610	33-08612	2 OEM
650 4x4	2004	33-18600		33-18600	33-18600	1	33-18600	33-18600
650 4x4	05-12	2 OEM		2 OEM			33-08612	2 OEM
650 TBX 4x4	07-09	2 OEM		2 OEM			33-08612	2 OEM
650 TRV 4x4	07-09	2 OEM		2 OEM			33-08612	2 OEM
700 4x4	06-17	2 OEM		2 OEM			33-08612	2 OEM
700 ALTERRA 4x4	16-21	33-18610		33-18610	16	33-18610	33-08612	2 OEM
700 TBX 4x4	10-17	2 OEM		2 OEM			33-08612	2 OEM
700 TRV 4x4	08-16	2 OEM		2 OEM			33-08612	2 OEM
700 VLX	2017	2 OEM		2 OEM			33-08612	2 OEM
700 XR 4x4	2015	33-18610		33-18610	16	33-18610	33-08612	2 OEM
1000 4x4	08-17	2 OEM		2 OEM			33-08612	2 OEM
1000 TRV 4x4	09-16	2 OEM		2 OEM			33-08612	2 OEM
Can-Am™								
Outlander 1000	12-19	2 OEM		2 OEM			33-08610	29 2 OEM
Outlander 1000 6x6	14-19	2 OEM		2 OEM			33-08610	29 2 OEM
Outlander 1000 6x6 MAX	19-21	2 OEM		2 OEM			33-08610	29 2 OEM
Outlander 1000 MAX	13-19	2 OEM		2 OEM			33-08610	29 2 OEM
Outlander 1000 XMR	13-21	2 OEM		2 OEM			33-08610	29 2 OEM
Outlander 1000R	19-21	2 OEM		2 OEM			33-08610	29 2 OEM

**= Requires Wire Extension Kit #33-38680

1=Mount 33-08610 also required

2= No mount required, OEM integrated Mount

3=Requires drilling 1-2-holes

4=Includes mount and grill, mount only 33-48611

5=Requires Stock Bumper

6=04-04.5 ONLY

7=Spacer Required

8=Lead Rotation Required

9= Requires Mount Spacer 33-48635

10= Will NOT work with Warn Vantage 4000

11= ProVantage requires 33-08635

12= Requires Frame Modification

13= Requires Plastic Trimming to Fit

14= Requires a fairlead bracket 33-08651

15= Requires a fairlead bracket 33-08615

16= Requires adding washers to shim up to fit due to size

17= Requires Spacer 33-48635

18= Requires OEM stock and OEM aftermarket bumper

19= WILL NOT FIT AS-50W WINCH

20= WILL ONLY FIT AS-50W WINCH

21= WILL NOT FIT AXON 45, AXON 45-S, AXON 55 & AXON 55-S

22= AXON 35, AXON 35-S, AXON 45RC require fairlead bracket #101715 & AXON 45, AXON 45-S, AXON 55, AXON 55-S require fairlead bracket 33-08615

23= WILL NOT FIT AXON 35, AXON 35-S & AXON 45RC

24= WILL NOT FIT U45-R2 & SE45-R2

25= AS-50 USES OEM MOUNT

26= WILL NOT FIT AS-50 WINCH

27=LEAD ROTATION REQUIRED FOR AS-50 WINCH

28= WILL NOT FIT TERRA MODELS

29= WILL NOT FIT TERRA MODELS & A3500

30= WILL NOT FIT WARN AXON MODELS



MODEL	YEAR	KFI	KFI / WARN	BRONCO	WARN	Super Winch	
		A2000 A2500 A3000 SE25 SE35 (AS-50 will require 33-08641)	KFI U45-R2 SE45-R2 WARN AXON 35 AXON 35-S AXON 45RC	1500 2500 3500 4500	VRX 25 VRX 25-S VRX 35 VRX 35-S	LT2000 ATV	LT2500 LT3000 LT4000 LT4000SR ATV Terra25 Terra35 A3500
Can-Am™							
Outlander 1000R MAX	19-21	2 OEM		2 OEM		33-08610	29 2 OEM
Outlander 330	04-05	33-28601		33-28601	33-28601	33-28601	33-28601
Outlander 400	03-15	33-28601		33-28601	33-28601	33-28601	33-28601
Outlander 400 MAX	04-15	33-28601		33-28601	33-28601	33-28601	33-28601
Outlander 450	17-21	2 OEM		2 OEM		33-08610	29 2 OEM
Outlander 450 6x6	2019	2 OEM		2 OEM		33-08610	29 2 OEM
Outlander 450 6x6 MAX	19-21	2 OEM		2 OEM		33-08610	29 2 OEM
Outlander 450 MAX	17-21	2 OEM		2 OEM		33-08610	29 2 OEM
Outlander 500	07-12	33-28601		33-28601	33-28601	33-28601	33-28601
Outlander 500	13-15	2 OEM		2 OEM		33-08610	29 2 OEM
Outlander 500 MAX	07-12	33-28601		33-28601	33-28601	33-28601	33-28601
Outlander 500 MAX	13-15	2 OEM		2 OEM		33-08610	29 2 OEM
Outlander 570	17-21	2 OEM		2 OEM		33-08610	29 2 OEM
Outlander 570 MAX	16-21	2 OEM		2 OEM		33-08610	29 2 OEM
Outlander 570 XMR	16-21	2 OEM		2 OEM		33-08610	29 2 OEM
Outlander 650	06-12	33-28601		33-28601	33-28601	33-28601	33-28601
Outlander 650	13-21	2 OEM		2 OEM		33-08610	29 2 OEM
Outlander 650 6x6	15-20	2 OEM		2 OEM		33-08610	29 2 OEM
Outlander 650 6x6 MAX	19-21	2 OEM		2 OEM		33-08610	29 2 OEM
Outlander 650 MAX	06-12	33-28601		33-28601		33-28601	33-28601
Outlander 650 MAX	13-21	2 OEM		2 OEM		33-08610	29 2 OEM
Outlander 650 XMR	13-21	2 OEM		2 OEM		33-08610	29 2 OEM
Outlander 800	06-09	33-28601		33-28601	33-28601	33-28601	33-28601
Outlander 800	12-15	2 OEM		2 OEM		33-08610	29 2 OEM
Outlander 800 MAX	06-12	33-28601		33-28601	33-28601	33-28601	33-28601
Outlander 800 MAX	13-15	2 OEM		2 OEM		33-08610	29 2 OEM
Outlander 800 XMR	2012	33-28601		33-28601	33-28601	33-28601	33-28601
Outlander 800 XMR	2015	2 OEM		2 OEM		33-08610	29 2 OEM
Outlander 800R	10-11	33-28601		33-28601	33-28601	33-28601	33-28601
Outlander 800R MAX	10-11	33-28601		33-28601	33-28601	33-28601	33-28601
Outlander 850	16-21	2 OEM		2 OEM		33-08610	29 2 OEM
Outlander 850 MAX	16-21	2 OEM		2 OEM		33-08610	29 2 OEM
Outlander 850 XMR	16-21	2 OEM		2 OEM		33-08610	29 2 OEM
Outlander L 450	15-16	2 OEM		2 OEM		33-08610	29 2 OEM
Outlander L 450 MAX	15-16	2 OEM		2 OEM		33-08610	29 2 OEM
Outlander L 500	2015	2 OEM		2 OEM		33-08610	29 2 OEM
Outlander L 500 MAX	2015	2 OEM		2 OEM		33-08610	29 2 OEM
Outlander L 570	2016	2 OEM		2 OEM		33-08610	29 2 OEM
Outlander L 570 MAX	2016	2 OEM		2 OEM		33-08610	29 2 OEM
Quest 500/650 (All)	02-04	2 OEM		2 OEM			2 OEM
Renegade 1000	12-19	33-28604		33-28604	33-28604		29 33-28604
Renegade 1000 XMR	17-19	2 OEM		2 OEM		33-08610	29 2 OEM
Renegade 1000R XMR	17-21	2 OEM		2 OEM	N/D	33-08610	
Renegade 1000R	18-19	33-28604		33-28604	33-28604		29 33-28604
Renegade 1000R XXC	2020	33-28604		33-28604	33-28604		29 33-28604
Renegade 500	08-12	33-28602		33-28602		33-28602	29
Renegade 500	13-15	33-28604		33-28604	33-28604		29 33-28604
Renegade 570	16-21	33-28604		33-28604	33-28604		29 33-28604
Renegade 570 XMR	17-21	2 OEM		2 OEM		33-08610	29 2 OEM
Renegade 650	2019	33-28604		33-28604	33-28604		29 33-28604
Renegade 650 XMR	2019	2 OEM		2 OEM		33-08610	29 2 OEM
Renegade 800	07-11	33-28602		33-28602		33-28602	29
Renegade 800	12-15	33-28604		33-28604	33-28604		29 33-28604
Renegade 800 X	08-11	33-28602		33-28602		33-28602	29
Renegade 850	16-21	33-28604		33-28604	33-28604		29 33-28604
Renegade 850 X XC	20-21	33-28604		33-28604	33-28604		33-28604
Renegade 850 XMR	17-19	2 OEM		2 OEM		33-08610	29 2 OEM
Traxter 500/650 (All)	99-05	2 OEM		2 OEM			2 OEM
CF Moto™							
CFORCE 400s	16-21	33-58608	33-58608	33-58608	33-58608		33-58608
Honda™							
TRX300 2x4, 4x4	93-00	33-68605		33-68605	33-68605	33-68605	29 33-68605
TRX350 Rancher (FE/FM/TE/TM)	00-06	33-68601		33-68601		33-68601	33-68601
TRX400 Rancher (FA/FGA)	04-07	33-68601		33-68601		33-68601	33-68601
TRX400 Foreman (FM/FW)	95-03	33-68603		33-68603	33-68603	33-68603	33-68603
TRX420 Rancher 4x4 Models (FA/FE/FPA/FPE/FPM/FM/PG)	07-13	33-68609		33-68609		33-68607	29 33-68607
TRX420 Rancher "IRS ONLY "(Independent Rear Suspension) Models (FA/FPA/PG)	2014	33-68609		33-68609		33-68607	29 33-68607

KFI ATV WINCH MOUNT APPLICATION

CODE = C

KEYWORD = 6



TERMS & INDEX

NEW

HELMETS

HELMET ACCESSORIES

APPAREL

ACCESSORIES

TRACKS & SUSPENSION

STEERING

TRANS MISSION

PLOW & WINCH

WIND SHIELDS

BRAKES & CARB.

ENGINE PARTS

ELECTRICAL

TRAILER

CHEMICALS

TECH & TOOLS

P.O.P

MODEL	YEAR	KFI		KFI / WARN	BRONCO	WARN	Super Winch	
		A2000 A2500 A3000 SE25 SE35 (AS-50 will require 33-08641)		KFI U45-R2 SE45-R2 WARN AXON 35 AXON 35-S AXON 45RC	1500 2500 3500 4500	VRX 25 VRX 25-S VRX 35 VRX 35-S	LT2000 ATV	LT2500 LT3000 LT4000 LT4000SR ATV Terra25 Terra35 A3500
Honda™								
TRX420 Rancher "SOLID AXLE ONLY" Models (FA*FE*FM*TE*TM)	2014				33-68615		33-68615	33-68615
TRX420 Rancher Models (FA*FE*FM*TE*TM)	15-21				33-68615		33-68615	33-68615
TRX450 Foreman (FM/FE/ES/S)	98-04				33-68603		33-68603	33-68603
TRX500 Foreman (FA/FE/FM)	05-06				33-68600		33-68600	28 33-68600
TRX500 Foreman (FE/FM/FPE/FPM)	07-11	8			33-68604	8	33-68604	33-68604
TRX500 Foreman (FE/FM/FPE/FPM)	12-13				33-68610		33-68610	28 33-68610
TRX500 Foreman (FM1E*FE1E*FM2E*FE2E*FM*FPM*FPE)	14-19				33-68615		33-68615	33-68615
TRX 520 Foreman Models (all)	20-21				33-68615		33-68615	33-68615
TRX500 Rubicon (FA/FGA)	01-04				33-68606		33-68606	33-68606
TRX500 Rubicon (FA/FGA)	05-08				33-68600		33-68600	33-68600
TRX500 Rubicon (FA/FGA/FPA/PG)	09-14				33-68604		33-68604	33-68604
TRX500 Rubicon 4x4 Models (all)	15-19				33-68615		33-68615	33-68615
TRX 520 Rubicon Models (all)	20-21				33-68615		33-68615	33-68615
TRX650 Rincon (FA/FGA)	03-05				33-68602		33-68602	33-68602
TRX680 Rincon (FA/FGA)	06-21				33-68602		33-68602	33-68602
Kawasaki™ - ATV								
300 Brute Force 2x4	12-21	26	2 OEM		26	2 OEM		33-08610 29 2 OEM
360 Prairie 2x4, 4x4	02-13				33-88601		33-88601	33-88601
650 Brute Force 4x4	05-14				33-88600		33-88600	33-88600
650 Brute Force 4x4i	06-14				33-88600		33-88600	33-88600
650 Prairie 4x4	01-03				33-88603		33-88603	33-88603
700 Prairie 4x4	04-06				33-88603		33-88603	33-88603
750 Brute Force 4x4, 4x4i, 4x4i EPS	05-21			30 33-88600	33-88600		33-88600	33-88600
Kymco™								
MXU 375/450i	09-15				33-38607		33-38607	33-38607
Polaris™								
ACE (325)	14-16				33-48636		33-48636	33-48636
ACE 500	17-19				33-48636		33-48636	33-48636
ACE 570 / SP	15-19				33-48636		33-48636	33-48636
ACE 900 SP	2016				33-48636		33-48636	33-48636
ACE 900 XC	17-19							
ATP (330, 500)	04-05			22 33-48608	33-48608	14 33-48608	33-48608	33-48608
Big Boss (400L, 500, 6x6)	93-99				33-48619	14 33-48619	33-48619	33-48619
Diesel 4X4	98-02			22 33-48608	33-48608	14 33-48608	33-48608	33-48608
Hawkeye 2x4, 4x4	06-07				33-48618		33-48618	33-48618
Magnum 330 2x4	2003							
Magnum 330 4x4	03-06			22 33-48608	33-48608	14 33-48608	33-48608	33-48608
Magnum 325/500 4x4	99-02			22 33-48608	33-48608	14 33-48608	33-48608	33-48608
Magnum 425 2x4, 4x4, 6x6	93-98				33-48619	14 33-48619	33-48619	33-48619
Magnum 500 RMK 2x4	2002			22 33-48608	33-48608	14 33-48608	33-48608	33-48608
Trail Boss 350L 2x4, 4x4	90-93				33-48619	14 33-48619	33-48619	33-48619
Polaris 400L 2x4, 4x4	94-97				33-48619	14 33-48619	33-48619	33-48619
PVT 4x4, 6x6	02-03			22 33-48608	33-48608	14 33-48608	33-48608	33-48608
Scrambler (400, 500)	97-09	5		22 33-48610 & 5	5 33-48610	5& 14 33-48610	5 33-48610	5 33-48610
Sportsman 300	08-10				33-48618		33-48618	33-48618
Sportsman 335	98-00			22 33-48608	33-48608	14 33-48608	33-48608	33-48608
Sportsman 350L	1993				33-48619	14 33-48619	33-48619	33-48619
Sportsman 400	94-97				33-48619	14 33-48619	33-48619	33-48619
Sportsman 400	01-03			22 33-48608	33-48608	14 33-48608	33-48608	33-48608
Sportsman 400	04-04.5				33-48620		33-48620	29 33-48600
Sportsman 400	2005				33-48609		33-48609	33-48609
Sportsman 400	08-10				33-48618		33-48618	33-48618

**= Requires Wire Extension Kit #33-38680

1=Mount 33-08610 also required

2= No mount required, OEM integrated Mount

3=Requires drilling 1-2-holes

4=Includes mount and grill, mount only 33-48611

5=Requires Stock Bumper

6=04-04.5 ONLY

7=Spacer Required

8=Lead Rotation Required

9= Requires Mount Spacer 33-48635

10= Will NOT work with Warn Vantage 4000

11= ProVantage requires 33-08635

12= Requires Frame Modification

13= Requires Plastic Trimming to Fit

14= Requires a fairlead bracket 33-08651

15= Requires a fairlead bracket 33-08615

16= Requires adding washers to shim up to fit due to size

17= Requires Spacer 33-48635

18= Requires OEM stock and OEM aftermarket bumper

19= WILL NOT FIT AS-50W WINCH

20= WILL ONLY FIT AS-50W WINCH

21= WILL NOT FIT AXON 45, AXON 45-S, AXON 55 &

AXON 55-S

22= AXON 35, AXON 35-S, AXON 45RC require fairlead bracket #101715 & AXON 45, AXON 45-S, AXON 55, AXON 55-S require fairlead bracket 33-08615

23= WILL NOT FIT AXON 35, AXON 35-S & AXON 45RC

24= WILL NOT FIT U45-R2 & SE45-R2

25= AS-50 USES OEM MOUNT

26= WILL NOT FIT AS-50 WINCH

27=LEAD ROTATION REQUIRED FOR AS-50 WINCH

28= WILL NOT FIT TERRA MODELS

29= WILL NOT FIT TERRA MODELS & A3500

30= WILL NOT FIT WARN AXON MODELS

KFI ATV WINCH MOUNT APPLICATION

CODE = C

KEYWORD = 6



TERMS & INDEX

MODEL	YEAR	KFI	KFI / WARN	BRONCO	WARN	Super Winch	
		A2000 A2500 A3000 SE25 SE35 (AS-50 will require 33-08641)	KFI U45-R2 SE45-R2 WARN AXON 35 AXON 35-S AXON 45RC	1500 2500 3500 4500	VRX 25 VRX 25-S VRX 35 VRX 35-S	LT2000 ATV	LT2500 LT3000 LT4000 LT4000SR ATV Terra25 Terra35 A3500
Polaris™							
Sportsman 400	11-14	33-48654				33-48654	33-48654
Sportsman 450	06-07	33-48609		33-48609		33-48609	33-48609
Sportsman 450 Model: (H.O. / H.O. EPS / Utility Edition / H.O. EPS LE)	16-21	33-48654				33-48654	33-48654
Sportsman 500	96-03	33-48608	22 33-48608	33-48608	14 33-48608	33-48608	33-48608
Sportsman 500	04-04.5	33-48620		33-48620		33-48620	29 33-48600
Sportsman 500	05-10	33-48609		33-48609		33-48609	33-48609
Sportsman 500	11-13	33-48654				33-48654	33-48654
Sportsman 500 Touring	08-10	33-48609		33-48609		33-48609	33-48609
Sportsman 500 Touring	11-13	33-48654				33-48654	33-48654
Sportsman 500 X2	07-09	33-48609		33-48609		33-48609	33-48609
Sportsman 550 (XP)	09-14	33-48654				33-48654	33-48654
Sportsman 550 Touring	10-14	33-48654				33-48654	33-48654
Sportsman 550 X2	10-14	33-48654				33-48654	33-48654
Sportsman 570	14-21	33-48654				33-48654	33-48654
Sportsman 570 Touring	14-21	33-48654				33-48654	33-48654
Sportsman 570 X2	15-21	33-48654				33-48654	33-48654
Sportsman 570 SP	15-18	33-48654				33-48654	33-48654
Sportsman 600	2003	33-48620		33-48620		33-48620	
Sportsman 600	04-04.5	33-48620		33-48620		33-48620	29 33-48600 &6
Sportsman 600	2005	33-48609		33-48609	33-48609	33-48609	33-48609
Sportsman 700	02-03	33-48620		33-48620		33-48620	
Sportsman 700	04-04.5	33-48620		33-48620		33-48620	29 33-48600 &6
Sportsman 700	05-06	33-48609		33-48609	33-48609	33-48609	33-48609
Sportsman 700 X2	2008	33-48609		33-48609		33-48609	33-48609
Sportsman 800	05-10	33-48609		33-48609		33-48609	33-48609
Sportsman 800	11-14	33-48654				33-48654	33-48654
Sportsman 800 Touring	08-09	33-48609		33-48609		33-48609	33-48609
Sportsman 800 X2	07-09	33-48609		33-48609		33-48609	33-48609
Sportsman 850 (XP, Highlifter)	09-21	33-48654				33-48654	33-48654
Sportsman 850 Touring	10-21	33-48654				33-48654	33-48654
Sportsman 850 X2	2011	33-48654				33-48654	33-48654
Sportsman XP 1000	15-21	33-48654				33-48654	33-48654
Sportsman XP 1000 S	20-21	2 OEM				2 OEM	2 OEM
Sportsman 1000 Touring	15-21	33-48654				33-48654	33-48654
Sportsman 6x6	99-08	33-48608	22 33-48608	33-48608	14 33-48608	33-48608	33-48608
Sportsman 6x6	09-10	33-48609		33-48609		33-48609	33-48609
Sportsman BigBoss 6x6	11-21	33-48654		33-48654		33-48654	33-48654
Sport 400 2x4	97-99	5 33-48610	22 33-48610	5 33-48610	5& 33-48610	5 33-48610	5 33-48610
Trail Blazer 250	03-06	5 33-48610	22 33-48610	5 33-48610	5& 33-48610	5 33-48610	5 33-48610
Trail Blazer 330	08-09	5 33-48610	22 33-48610	5 33-48610	5& 33-48610	5 33-48610	5 33-48610
Trail Blazer 400	2003	5 33-48610	22 33-48610	5 33-48610	5& 33-48610	5 33-48610	5 33-48610
Xpedition (325, 425)	00-03	33-48608	22 33-48608	33-48608	14 33-48608	33-48608	33-48608
Xplorer 4x4 (300, 400, 500)	95-02	33-48608	22 33-48608	33-48608	14 33-48608	33-48608	33-48608
Xpress 400 4x4	1997	33-48608	22 33-48608	33-48608	14 33-48608	33-48608	33-48608
Suzuki™							
Eiger 400 2x4, 4x4	02-07	33-78601		33-78601	33-78601	33-78601	33-78601
King Quad 400 4x4/AS/AF/ASi/FSi	08-21	33-78602		33-78602	33-78602	33-78602	33-78602
King Quad 450 4x4 / AXi	07-10	33-78600		33-78600	33-78600	33-78600	33-78600
King Quad 500 AXi	09-21	33-78600		33-78600	33-78600	33-78600	33-78600
King Quad 700 4x4	05-07	33-78600		33-78600	33-78600	33-78600	33-78600
King Quad 750 4x4 / AXi	08-21	33-78600		33-78600	33-78600	33-78600	33-78600
Twin Peaks 700	04-06	33-88603		33-88603		33-88603	33-88603
Vinson 500 4x4	02-07	33-78601		33-78601	33-78601	33-78601	33-78601
Textron™							
700 ALTERRA TBX 4x4	17-20	2 OEM		2 OEM		33-08612	2 OEM
700 ALTERRA VLX 4X4	17-20	2 OEM		2 OEM	2 OEM	33-08612	2 OEM
700 MUDPRO LTD 4X4	18-19	2 OEM		2 OEM		33-08612	2 OEM

NEW

HELMETS

HELMET ACCESSORIES

APPAREL

ACCESSORIES

TRACKS & SUSPENSION

STEERING

TRANS MISSION

PLOW & WINCH

WIND SHIELDS

BRAKES & CARB.

ENGINE PARTS

ELECTRICAL

TRAILER

CHEMICALS

TECH & TOOLS

P.O.P

WINCH ACCESSORIES

UTV WINCH MOUNTS

KAWASAKI™ TERYX WINCH MOUNT

- 100% MADE IN USA.
- Plate Constructed of 3/16" steel.
- Fairlead bracket constructed of 1/4" steel.
- Unlike all other mount competitors, our mounts are metal bead blasted before they are powder coated for the best possible finish prep.
- Powder coated black for supreme durability.
- Very easy to install.
- Complete installation instructions included.
- All mounting hardware included.
- Satisfaction guaranteed.
- Roller fairlead and winch not included.

Replaced Winch Mount Part Number 33-88606

Part No.	Description	Code	Keyword
33-88610	Kawasaki™ Teryx Winch Mount	C	6

Model	Year
Kawasaki™	
Teryx4 750	12-13
Teryx4 800	14-21
Teryx 800	14-21



KAWASAKI™ TERYX KRX WINCH MOUNT

- 100% MADE IN USA.
- Plate Constructed of 3/16" steel.
- Fairlead bracket constructed of 1/4" steel.
- Unlike all other mount competitors, our mounts are metal bead blasted before they are powder coated for the best possible finish prep.
- Powder coated black for supreme durability.
- Very easy to install.
- Complete installation instructions included.
- All mounting hardware included.
- Satisfaction guaranteed.
- Roller fairlead and winch not included.

Part No.	Description	Code	Keyword
33-88611	Kawasaki™ Teryx KRX Winch Mount	C	6

Model	Year
Kawasaki™	
Teryx KRX 1000	20-21



POLARIS™ RANGER 1000 / BOBCAT WINCH MOUNT

- 100% MADE IN USA.
- Constructed of 3/16" Grade 50 steel
- Unlike all other mount competitors, our mounts are metal bead blasted before they are powder coated for the best possible finish prep
- Powder coated black for supreme durability
- Very easy to install
- Complete installation instructions included
- Mounts winch tucked back behind front bumper
- Satisfaction guaranteed
- Roller fairlead and winch not included

****Recommended : It is recommended that you also purchase the Polaris Wire 3 -Pin Harness Part Number 33-08682**

Part No.	Description	Code	Keyword
33-48660	Polaris™ Ranger 1000/ Bobcat Winch Mount	C	6

Model	Year
Polaris™ Full Size UTV	
Ranger 1000	20-21**
Ranger 1000 Crew	20-21**
Bobcat™ UTV	
3400 Series	15-19
3600 Series	15-19



WINCH ACCESSORIES

UTV WINCH MOUNTS

POLARIS™ TURBO RZR XP S WINCH MOUNT

This mount fits out in front, similar to the Polaris OEM Mount. This mount also includes the tapped holes for mounting Polaris accessory upper bumpers. Winches will not fit behind the grill on the Turbo S models due to the oversized front differential (per Polaris design).

- 100% MADE IN USA.
- Constructed of GR50 steel
- Unlike all other mount competitors, our mounts are metal bead blasted before they are powder coated for the best possible finish prep.
- Powder coated black for supreme durability
- Complete installation instructions included
- All mounting hardware included
- Satisfaction guaranteed
- Roller fairlead and winch not included

This new number replaces the older KFI Vendor Part #101690 (Part No. 33-48648). The #101690 did not work with the Warn Axon Winches and spacers were required for the KFI 4500lbs winches.




Part No.	Description	Code	Keyword
33-48656	Polaris™ RZR Winch Mount	C	6

Model	Year	Model	Year
Polaris™		Polaris™	
RZR XP Turbo S (Base/Velocity)	18-20	RZR XP 4 Turbo S (Base/Velocity)	19-20
RZR Turbo S (Base/Velocity/LE)	2021	RZR Turbo S 4 (Base/Velocity/LE)	2021

YAMAHA™ RHINO 450/660/700 WINCH MOUNT

- 100% MADE IN USA.
- Constructed of 3/16" steel.
- Unlike all other mount competitors our mounts are metal bead blasted before they are powder coated for the best possible finish prep.
- Powder coated black for supreme durability.
- Very easy to install.
- Complete installation instructions included.
- All mounting hardware included.
- Satisfaction guaranteed.
- Roller fairlead and winch not included.




Part No.	Description	Code	Keyword
33-38615	Yamaha™ Rhino Winch Mount	C	6

Model	Year	Model	Year
Yamaha™		Yamaha™	
RHINO 450	06-11	RHINO 700	08-13
RHINO 660	03-07		

YAMAHA™ KODIAK 450 WINCH MOUNT

Replacement for Part Number 33-38612 for 2018-2019

- 100% MADE IN USA
- Constructed of 3/16" steel
- Unlike all other mount competitors, our mounts are metal bead blasted before they are powder coated for the best possible finish prep.
- Powder coated black for supreme durability
- Very easy to install
- Complete installation instructions included
- All mounting hardware included
- Satisfaction guaranteed
- Roller fairlead and winch not included.



Part No.	Description	Code	Keyword
33-38618	Yamaha™ Kodiak Winch Mount	C	6

Model	Year
Yamaha™	
Kodiak 450	18-21

HONDA™ PIONEER 1000 WINCH MOUNT

Replaces older style KFI Mount Part Number 33-68614

- improved cable angle out of the stock bumper
- Simpler install
- Winch is mounted upside down for better cable angle out of the rollers.
- 100% MADE IN USA
- Constructed of 3/16" steel
- Unlike all other mount competitors, our mounts are metal bead blasted before they are powder coated for the best possible finish prep.
- Powder coated black for supreme durability
- Very easy to install
- Complete installation instructions included
- All mounting hardware included
- Satisfaction guaranteed
- Roller fairlead and winch not included



Part No.	Description	Code	Keyword
33-68617	Honda™ Winch Mount	C	6

Model	Year
Honda™	
Pioneer 1000 (all Models Including the LE)	16-21
Pioneer 1000-5 (all Models Including the LE)	16-21

KFI ATV WINCH MOUNT APPLICATION

CODE = C

KEYWORD = 6



MODEL	YEAR	KFI		KFI / WARN	BRONCO	WARN	Super Winch	
		A2000 A2500 A3000 SE25 SE35 (AS-50 will require 33-08641)	U45-R2 SE45-R2 SE35 (AS-50 will require 33-08641)	U45-R2 SE45-R2 SE35 (AS-50 will require 33-08641)	1500 2500 3500 4500	VRX 25 VRX 25-S VRX 35 VRX 35-S	LT2000 ATV	LT2500 LT3000 LT4000 LT4000SR ATV Terra25 Terra35 A3500
Yamaha™								
Big Bear 400 2x4	00-05	33-38600			33-38600	33-38600	33-38600	33-38600
Big Bear 400 4x4	00-06	33-38600			33-38600	33-38600	33-38600	33-38600
Big Bear 400 4x4	07-12	33-38607			33-38607		33-38607	33-38607
Bruin 350 2x4, 4x4	04-06	8 33-38602			8 33-38602	16 33-38602	33-38602	29 33-38602
Grizzly 350 2x4, 4x4	07-14	8 33-38602			8 33-38602	16 33-38602	33-38602	29 33-38602
Grizzly 400 4x4	07-08	8 33-38602			8 33-38602	16 33-38602	33-38602	29 33-38602
Grizzly 450 4x4	07-14	8 33-38602			8 33-38602	16 33-38602	33-38602	29 33-38602
Grizzly 550 4x4	09-14	33-38606			33-38606	33-38606	33-38606	33-38606
Grizzly 600 4x4	98-01	33-38604			33-38604		33-38604	29 33-38604
Grizzly 660 4x4	02-08	33-38601			33-38601	33-38601	33-38601	33-38601
Grizzly 700 4x4	07-15	33-38606			33-38606	33-38606	33-38606	33-38606
Grizzly 700 4x4	16-21	33-38611			33-38611	33-38611	33-38611	33-38611
Kodiak 350 4x4 (Canada)	07-14	8 33-38602			8 33-38602	16 33-38602	33-38602	29 33-38602
Kodiak 400 4x4	00-02	33-38605			33-38605	16 33-38605	33-38605	29 33-38605
Kodiak 400 2x4, 4x4	03-04	8 33-38602			8 33-38602	16 33-38602	33-38602	29 33-38602
Kodiak 400 4x4	05-07	8 33-38602			8 33-38602	16 33-38602	33-38602	29 33-38602
Kodiak 450 4x4	03-14	8 33-38602			8 33-38602	16 33-38602	33-38602	29 33-38602
Kodiak 450 4x4	18-21	33-38612			33-38612	16 33-38612	33-38612	33-38612
Kodiak 700 4x4	16-21	33-38611			33-38611	33-38611	33-38611	33-38611

- **= Requires Wire Extension Kit #UTV-WEK 33-08670
- 1=Mount 33-08610 also required
- 2= No mount required, OEM integrated Mount
- 3=Requires drilling 1-2-holes
- 4=Includes mount and grill, mount only 33-48611
- 5=Requires Stock Bumper
- 6=04-04.5 ONLY
- 7=Spacer Required
- 8=Lead Rotation Required
- 9= Requires Mount Spacer 33-48635
- 10= Will NOT work with Warn Vantage 4000
- 11= ProVantage requires 33-08635
- 12= Requires Frame Modification
- 13= Requires Plastic Trimming to Fit
- 14= Requires a fairlead bracket 33-08651
- 15= Requires a fairlead bracket 33-08615
- 16= Requires adding washers to shim up to fit due to size
- 17= Requires Spacer 33-48635
- 18= Requires OEM stock and OEM aftermarket bumper
- 19= WILL NOT FIT AS-50W WINCH
- 20= WILL ONLY FIT AS-50W WINCH
- 21= WILL NOT FIT AXON 45, AXON 45-S, AXON 55 & AXON 55-S
- 22= AXON 35, AXON 35-S, AXON 45RC require fairlead bracket #33-08651 & AXON 45, AXON 45-S, AXON 55, AXON 55-S require fairlead bracket 33-08615
- 23= WILL NOT FIT AXON 35, AXON 35-S & AXON 45RC
- 24= WILL NOT FIT U45-R2 & SE45-R2
- 25= AS-50 USES OEM MOUNT
- 26= WILL NOT FIT AS-50 WINCH
- 27= LEAD ROTATION REQUIRED FOR AS-50 WINCH
- 28= WILL NOT FIT TERRA MODELS
- 29= WILL NOT FIT TERRA MODELS & A3500
- 30= WILL NOT FIT WARN AXON MODELS

KFI UTV WINCH MOUNT APPLICATION

CODE = C

KEYWORD = 6

MODEL	YEAR	KFI			Bronco	WARN		
		A2000 A2500 A3000 SE25 SE35 AS-50w	U45-R2 SE45-R2 AS-50	U45w-R2 SE45w-R2 (WIDE)	1500 2500 3500 4500	VRX 25 VRX 25-S VRX 35 VRX 35-S	VRX 45, VRX 45-S	AXON 35 AXON 35-S AXON 45RC AXON 45 AXON 45-S AXON 55 AXON 55-S
Arctic-Cat - Textron™								
500 Prowler	17-20	33-18611	33-18611	33-18611	33-18611	14 33-18611	15 33-18611	
500 Prowler HDX	14-15	33-18609	33-18609	33-18609	33-18609	33-18609	33-18609	
500 Prowler HDX	16-17	33-18612	33-18612	33-18612	33-18612	33-18612	33-18612	
550 Prowler	2009	2 OEM	2 OEM	2 OEM	2 OEM		2 OEM	
550 Prowler	10-14	33-18609	33-18609	33-18609	33-18609	33-18609	33-18609	
550 Prowler	2015	33-18612	33-18612	33-18612	33-18612	33-18612	33-18612	
650 Prowler	06-08	2 OEM	2 OEM	2 OEM	2 OEM		2 OEM	
650 Prowler	2009	33-18609	33-18609	33-18609	33-18609	33-18609	33-18609	
700 Prowler	08-14	33-18609	33-18609	33-18609	33-18609	33-18609	33-18609	
700 Prowler	15-17	33-18612	33-18612	33-18612	33-18612	33-18612	33-18612	
700 Prowler HDX	11-15	33-18609	33-18609	33-18609	33-18609	33-18609	33-18609	
700 Prowler HDX	16-17	33-18612	33-18612	33-18612	33-18612	33-18612	33-18612	
700 Prowler HDX Crew	2017	33-18612	33-18612	33-18612	33-18612	33-18612	33-18612	
1000 Prowler	09-14	33-18609	33-18609	33-18609	33-18609	33-18609	33-18609	
1000 Prowler	15-16	33-18612	33-18612	33-18612	33-18612	33-18612	33-18612	
Wildcat Sport / Trail	14-20	19 2 OEM	2 OEM		2 OEM			
Wildcat, Wildcat 4 1000	12-17	33-18604	33-18604	33-18604	33-18604	33-18604	33-18604	33-18604
Bobcat™								
3200 and 3400 Series UTV	11-14	19 33-58605	33-58605		33-58605	33-58605		21 33-58605
Can-Am™								
Commander 800 / 1000 (All)	10-20	33-28603	33-28603	33-28603	33-28603	33-28603	33-28603	
Defender (all Models except Limited)	16-21	33-28606	33-28606	33-28606	33-28606	33-28606	33-28606	33-28606
Maverick 1000 (will NOT work on any "X ds" or "X rs Turbo" Models with aluminum front bumper)	13-18	5 33-28605	5 & 24 33-28605		5 33-28605	5 33-28605		
Maverick Trail 800 / 1000	18-21	33-28608	33-28608	33-28608	33-28608	33-28608	33-28608	
Maverick Sport 1000	18-21	33-28608	33-28608	33-28608	33-28608	33-28608	33-28608	
Maverick X3	17-21	33-28607	33-28607	33-28607	33-28607	33-28607	33-28607	33-28607

KFI UTV WINCH MOUNT APPLICATION

CODE = C

KEYWORD = 6



TERMS & INDEX

MODEL	YEAR	KFI		Bronco		WARN		AXON	
		A2000 A2500 A3000 SE25 SE35 AS-50w	U45-R2 SE45-R2 AS-50	U45w-R2 SE45w-R2 (WIDE)	1500 2500 3500 4500	VRX 25 VRX 25-S VRX 35 VRX 35-S	VRX 45, VRX 45-S	AXON 35 AXON 35-S AXON 45RC AXON 45 AXON 45-S AXON 55 AXON 55-S	
Cushman™									
HAULER 4x4	2019	33-18614	33-18614	33-18614	33-18614	33-18614	33-18614	33-18614	33-18614
HAULER 4x4 Crew	2019	33-18614	33-18614	33-18614	33-18614	33-18614	33-18614	33-18614	33-18614
Gravelly™									
Atlas JVS	ALL	33-48640	33-48640	33-48640	33-48640	33-48640	33-48640	33-48640	
Honda™									
Big Red 700 MUV	09-13	3 33-68608	3 33-68608	3 33-68608	3 33-68608	3 33-68608	3 33-68608	3 33-68608	
Pioneer 500	15-21	33-68613	33-68613	33-68613	33-68613	14 33-68613	15 33-68613	22 33-68613	
Pioneer 700 and 700-4	14-21	33-68611	33-68611	33-68611	33-68611	33-68611	33-68611	33-68611	
Talon 1000 R	19-21	18 33-68616	18 33-68616	18 33-68616	18 33-68616	18 33-68616	18 33-68616	18 33-68616	18 33-68616
Talon 1000 X	19-21	18 33-68616	18 33-68616	18 33-68616	18 33-68616	18 33-68616	18 33-68616	18 33-68616	18 33-68616
Talon 1000-4 (X/R)	20-21	18 33-68616	18 33-68616	18 33-68616	18 33-68616	18 33-68616	18 33-68616	18 33-68616	18 33-68616
John Deere™									
Gator HPX 615E	ALL	33-58606	33-58606	33-58606	33-58606	14 33-58606	15 33-58606	22 33-58606	
Gator HPX 815E	ALL	33-58606	33-58606	33-58606	33-58606	14 33-58606	15 33-58606	22 33-58606	
Gator RSX 860E	ALL	33-58607	33-58607	33-58607	33-58607	14 33-58607	15 33-58607	22 33-58607	
Gator RSX 850i	ALL	33-58607	33-58607	33-58607	33-58607	14 33-58607	15 33-58607	22 33-58607	
Gator RSX 850i SPORT	ALL	2 OEM	2 OEM	2 OEM	2 OEM	2 OEM	2 OEM	2 OEM	
Gator RSX 860i	ALL	33-58607	33-58607	33-58607	33-58607	14 33-58607	15 33-58607	22 33-58607	
Gator RSX 860M	ALL	33-58607	33-58607	33-58607	33-58607	14 33-58607	15 33-58607	22 33-58607	
Gator XUV 550	ALL	33-58607	33-58607	33-58607	33-58607	14 33-58607	15 33-58607	22 33-58607	
Gator XUV 550 S4	ALL	33-58607	33-58607	33-58607	33-58607	14 33-58607	15 33-58607	22 33-58607	
Gator XUV 560	ALL	33-58607	33-58607	33-58607	33-58607	14 33-58607	15 33-58607	22 33-58607	
Gator XUV 560 S4	ALL	33-58607	33-58607	33-58607	33-58607	14 33-58607	15 33-58607	22 33-58607	
Gator XUV 560E	ALL	33-58607	33-58607	33-58607	33-58607	14 33-58607	15 33-58607	22 33-58607	
Gator XUV 560E S4	ALL	33-58607	33-58607	33-58607	33-58607	14 33-58607	15 33-58607	22 33-58607	
Gator XUV 590E	ALL	33-58607	33-58607	33-58607	33-58607	14 33-58607	15 33-58607	22 33-58607	
Gator XUV 590E S4	ALL	33-58607	33-58607	33-58607	33-58607	14 33-58607	15 33-58607	22 33-58607	
Gator XUV 590i	ALL	33-58607	33-58607	33-58607	33-58607	14 33-58607	15 33-58607	22 33-58607	
Gator XUV 590i S4	ALL	33-58607	33-58607	33-58607	33-58607	14 33-58607	15 33-58607	22 33-58607	
Gator XUV 590M	ALL	33-58607	33-58607	33-58607	33-58607	14 33-58607	15 33-58607	22 33-58607	
Gator XUV 590M S4	ALL	33-58607	33-58607	33-58607	33-58607	14 33-58607	15 33-58607	22 33-58607	
Gator XUV 625i	ALL	33-58606	33-58606	33-58606	33-58606	14 33-58606	15 33-58606	22 33-58606	
Gator XUV 825E	ALL	33-58606	33-58606	33-58606	33-58606	14 33-58606	15 33-58606	22 33-58606	
Gator XUV 825i	ALL	33-58606	33-58606	33-58606	33-58606	14 33-58606	15 33-58606	22 33-58606	
Gator XUV 825i S4	ALL	** 33-58606	** 33-58606	** 33-58606	** 33-58606	14 & ** 33-58606	15 & ** 33-58606	22 & ** 33-58606	
Gator XUV 825M	ALL	33-58606	33-58606	33-58606	33-58606	14 33-58606	15 33-58606	22 33-58606	
Gator XUV 825M S4	ALL	** 33-58606	** 33-58606	** 33-58606	** 33-58606	14 & ** 33-58606	15 & ** 33-58606	22 & ** 33-58606	
Gator XUV 835E	ALL	20 33-58609		33-58609	33-58609		33-58609		
Gator XUV 835M	ALL	20 33-58609		33-58609	33-58609		33-58609		
Gator XUV 835R	ALL	20 33-58609		33-58609	33-58609		33-58609		
Gator XUV 855D	ALL	33-58606	33-58606	33-58606	33-58606	14 33-58606	33-58606	22 33-58606	
Gator XUV 855D S4	ALL	** 33-58606	** 33-58606	** 33-58606	** 33-58606	14 & ** 33-58606	15 & ** 33-58606	22 & ** 33-58606	
Gator XUV 855E	ALL	33-58606	33-58606	33-58606	33-58606	4 33-58606	33-58606	4 33-58606	
Gator XUV 855M	ALL	33-58606	33-58606	33-58606	33-58606	14 33-58606	33-58606	22 33-58606	
Gator XUV 855M S4	ALL	** 33-58606	** 33-58606	** 33-58606	** 33-58606	14 & ** 33-58606	** 33-58606	22 & ** 33-58606	
Gator XUV 865E	ALL	20 33-58609		33-58609	33-58609		33-58609		
Gator XUV 865M	ALL	20 33-58609		33-58609	33-58609		33-58609		
Gator XUV 865R	ALL	20 33-58609		33-58609	33-58609		33-58609		

NEW

HELMETS

HELMET ACCESSORIES

APPAREL

ACCESSORIES

TRACKS & SUSPENSION

STEERING

TRANS MISSION

PLOW & WINCH

WIND SHIELDS

BRAKES & CARB.

ENGINE PARTS

ELECTRICAL

TRAILER

CHEMICALS

TECH & TOOLS

P.O.P

- **= Requires Wire Extension Kit #UTV-WEK 33-08670
- 1=Mount #33-08610 also required
- 2= No mount required, OEM integrated Mount
- 3=requires drilling 1-2-holes
- 4=Includes mount and grill, mount only #33-48611
- 5=Requires Stock Bumper
- 6=04-04.5 ONLY
- 7=Spacer Required
- 8=Lead Rotation Required
- 9= Requires Mount Spacer #33-48635

- 10= Will NOT work with Warn Vantage 4000
- 11= ProVantage requires #33-08635
- 12= Requires Frame Modification
- 13= Requires Plastic Trimming to Fit
- 14= Requires a fairlead bracket #33-08651
- 15= Requires a fairlead bracket #33-08651
- 16= Requires adding washers to shim up to fit due to size
- 17= Requires Spacer #33-4865
- 18= Requires OEM stock and OEM aftermarket bumper
- 19= WILL NOT FIT AS-50W WINCH

- 20= WILL ONLY FIT AS-50W WINCH
- 21= WILL NOT FIT AXON 45, AXON 45-S, AXON 55 & AXON 55-S
- 22= AXON 35, AXON 35-S, AXON 45RC require fairlead bracket #33-08651 & AXON 45, AXON 45-S, AXON 55, AXON 55-S require fairlead bracket #100695
- 23= WILL NOT FIT AXON 35, AXON 35-S & AXON 45RC
- 24= WILL NOT FIT U45-R2 & SE45-R2
- 25= AS-50 USES OEM MOUNT

KFI UTV WINCH MOUNT APPLICATION

CODE = C

KEYWORD = 6



MODEL	YEAR	KFI			Bronco		WARN		AXON	
		A2000 A2500 A3000 SE25 SE35 AS-50w	U45-R2 SE45-R2 AS-50	U45w-R2 SE45w-R2 (WIDE)	1500 2500 3500 4500	VRX 25 VRX 25-S VRX 35 VRX 35-S	VRX 45, VRX 45-S	AXON 35 AXON 35-S AXON 45RC AXON 45 AXON 45-S AXON 55 AXON 55-S		
Kawasaki™										
400 Mule SX / XC	17-21	33-88608	24 33-88608		33-88608					
600 Mule 2x4	05-16	19 33-88602	24 33-88602		33-88602		33-88602			
610 Mule 4x4	05-16	19 33-88602	24 33-88602		33-88602		33-88602			
700 Mule PRO-MX	19-21	19 33-88609	25 33-88609		33-88609		33-88651			
750 Teryx	08-13	33-88604	33-88604	33-88604	33-88604		33-88604	33-88604		
750 Teryx4	12-13	33-88606	33-88606	33-88606	33-88606		33-88606	33-88606		
800 Teryx	14-21	33-88606	33-88606		33-88606		33-88606			
800 Teryx4	14-21	33-88606	33-88606		33-88606		33-88606			
820 Mule PRO-FXT/FX	15-21	** 33-88607	** 33-88607	** 33-88607	** 33-88607	14 & **	33-88607	15 & **	33-88607	
820 Mule PRO-FXR	18-21	** 33-88607	** 33-88607	** 33-88607	** 33-88607	14 & **	33-88607	15 & **	33-88607	
1000 Mule PRO-DXT/DX Diesel	16-21	** 33-88607	** 33-88607	** 33-88607	** 33-88607	14 & **	33-88607	15 & **	33-88607	
3000/3010 Mule / Diesel	01-08	19 2 OEM	2 OEM		2 OEM		2 OEM			
4000/4010 Mule 4x4	09-13	33-88605	33-88605	33-88605	33-88605	14	33-88605	15	33-88605	22 33-88605
4000/4010 Mule 4x4, 2x4 / Trans4x4	14-21	19 33-88605	24		33-88605	14	33-88605			
4010 Mule Diesel 4x4	09-13	33-88605	33-88605	33-88605	33-88605	14	33-88605	15	33-88605	22 33-88605
4010 Mule Diesel 4x4	2014	19 33-88605	24		33-88605	14	33-88605			
Kubota™										
RTV500 / RTV400Ci	All	33-58603	33-58603	33-58603	33-58603		33-58603	15	33-58603	22 33-58603
RTV900 / RTV1140 (w/1.25" Front Receiver)	04-08	19 33-58601	33-58601		33-58601		33-58601			33-58601
RTV900 / RTV1140 (w/2.00" Front Receiver)	09-Current	19 33-58604	24		33-58604		33-58604			
RTV1100	07-Current	19 33-58602	33-58602	3 33-58602	33-58602	14	33-58602	15 & 3	33-58602	22 & 3 33-58602
RTV-X900	Current	2 OEM	2 OEM	2 OEM	2 OEM		33-08651	33-08615		33-08651
RTV-X1100C	Current	2 OEM	2 OEM	2 OEM	2 OEM		33-08651	33-08615		33-08651
RTV-X1120D	Current	2 OEM	2 OEM	2 OEM	2 OEM		33-08651	33-08615		33-08651
Polaris™ Midsize Rangers										
ETX Ranger Midsize 4x4	15-16	33-48645	33-48645	33-48645	33-48645	16	33-48645	16	33-48645	
EV Ranger Midsize 4x4	10-21	33-48645	33-48645	33-48645	33-48645	16	33-48645	16	33-48645	
400 Ranger Midsize 4x4	10-14	33-48645	33-48645	33-48645	33-48645	16	33-48645	16	33-48645	
500 Ranger Midsize 4x4	11-13	33-48645	33-48645	33-48645	33-48645	16	33-48645	16	33-48645	
500 Ranger Midsize 4x4	17-20	33-48645	33-48645	33-48645	33-48645	16	33-48645	16	33-48645	
500 Ranger Midsize 4x4 Crew	11-13	** 33-48645	** 33-48645	** 33-48645	** 33-48645	16& **	33-48645	16& **	33-48645	
570 Ranger Midsize 4x4	14-21	33-48645	33-48645	33-48645	33-48645	16	33-48645	16	33-48645	
570 Ranger Midsize 4x4 Crew	14-21	** 33-48645	** 33-48645	** 33-48645	** 33-48645	16& **	33-48645	16& **	33-48645	
800 Ranger Midsize 4x4	13-14	33-48645	33-48645	33-48645	33-48645	16	33-48645	16	33-48645	
Polaris™ Full-Size Rangers										
Diesel Ranger (900) Full-Size 4x4	11-14	33-48645	33-48645	33-48645	33-48645	16	33-48645	16	33-48645	
Diesel Ranger (900) Full-Size 4x4 Crew	12-14	** 33-48645	** 33-48645	** 33-48645	** 33-48645	16 & **	33-48645	16 & **	33-48645	
Diesel Ranger HST/DELUXE Full-Size 4x4	14-17	33-48640	33-48640	33-48640	33-48640		33-48640		33-48640	33-48640
Diesel Ranger (1000) Full-Size 4x4	15-18	33-48640	33-48640	33-48640	33-48640		33-48640		33-48640	33-48640
Diesel Ranger (1000) Full-Size 4x4 Crew	15-18	** 33-48640	** 33-48640	** 33-48640	** 33-48640	**	33-48640	**	33-48640	** 33-48640
TM Ranger Full-Size 2x4	04-06	4 33-48616	4 33-48616	4 33-48617	4 33-48616	4& 14	33-48616	4& 15	33-48617	4& 22 33-48616
425 Ranger Full-Size 2x4	01-04	4 33-48616	4 33-48616	4 33-48617	4 33-48616	4& 14	33-48616	4& 15	33-48617	4& 22 33-48616
500 Ranger Full-Size 2x4	01-08	4 33-48616	4 33-48616	4 33-48617	4 33-48616	4& 14	33-48616	4& 15	33-48617	4& 22 33-48616

- **= Requires Wire Extension Kit #33-38680
- 1=Mount #33-08610 also required
- 2= No mount required, OEM integrated Mount
- 3=requires drilling 1-2-holes
- 4=Includes mount and grill, mount only #33-48611
- 5=Requires Stock Bumper
- 6=04-04.5 ONLY
- 7=Spacer Required
- 8=Lead Rotation Required
- 9= Requires Mount Spacer #33-48635
- 10= Will NOT work with Warn Vantage 4000
- 11= ProVantage requires #33-08635
- 12= Requires Frame Modification
- 13= Requires Plastic Trimming to Fit
- 14= Requires a fairlead bracket #33-08651
- 15= Requires a fairlead bracket #33-08651
- 16= Requires adding washers to shim up to fit due to size
- 17= Requires Spacer #33-4865
- 18= Requires OEM stock and OEM aftermarket bumper
- 19= WILL NOT FIT AS-50W WINCH
- 20= WILL ONLY FIT AS-50W WINCH
- 21= WILL NOT FIT AXON 45, AXON 45-S, AXON 55 & AXON 55-S
- 22= AXON 35, AXON 35-S, AXON 45RC require fairlead bracket #33-08651 & AXON 45, AXON 45-S, AXON 55, AXON 55-S require fairlead bracket #100695
- 23= WILL NOT FIT AXON 35, AXON 35-S & AXON 45RC
- 24= WILL NOT FIT U45-R2 & SE45-R2
- 25= AS-50 USES OEM MOUNT

KFI UTV WINCH MOUNT APPLICATION

CODE = C

KEYWORD = 6



TERMS & INDEX

MODEL	YEAR	KFI			Bronco		WARN		
		A2000 A2500 A3000 SE25 SE35 AS-50w	U45-R2 SE45-R2 AS-50	U45w-R2 SE45w-R2 (WIDE)	1500 2500 3500 4500	VRX 25 VRX 25-S VRX 35 VRX 35-S	VRX 45, VRX 45-S	AXON 35 AXON 35-S AXON 45RC AXON 45 AXON 45-S AXON 55 AXON 55-S	
Polaris™ Full-Size Rangers									
500 Ranger Full-Size 4x4	03-08	4 33-48616	4 33-48616	4 33-48617	4 33-48616	4& 33-48616	4& 33-48617	4& 33-48616	4& 33-48616
500 Ranger Full-Size 4x4	09-10	4 33-48645	33-48645	33-48645	4 33-48645	16 33-48645	16 33-48645	16 33-48645	
500 Ranger Full-Size 6x6	02-05	4 33-48616	4 33-48616	4 33-48616	4 33-48616	4& 33-48616	4& 33-48617	4& 33-48616	4& 33-48616
570 Ranger Full-Size 4x4 (900 Style)	2015	33-48640	33-48640	33-48640	33-48640	33-48640	33-48640	33-48640	33-48640
570 Ranger XP Full-Size 4x4 (900 Style)	2016	33-48640	33-48640	33-48640	33-48640	33-48640	33-48640	33-48640	33-48640
570 Ranger Full-Size 4x4 (800 Style)	16-21	33-48645	33-48645	33-48645	33-48645	16 33-48645	16 33-48645	16 33-48645	
570-6 Ranger Full-Size 4x4 Crew (800 Style)	16-21	** 33-48645	** 33-48645	** 33-48645	** 33-48645	16& 33-48645	16& 33-48645	** 33-48645	
570-6 Ranger Full-Size 4x4 Crew (900 Style)	15-16	** 33-48640	** 33-48640	** 33-48640	** 33-48640	** 33-48640	** 33-48640	** 33-48640	** 33-48640
700 Ranger Full-Size 4x4	05-08	4 33-48616	4 33-48616	4 33-48617	4 33-48616	4 & 33-48616	4& 33-48617	4& 33-48616	4& 33-48616
700 Ranger Full-Size 4x4	2009	33-48645	33-48645	33-48645	33-48645	16 33-48645	16 33-48645	16 33-48645	
700 Ranger Full-Size 4x4 Crew	08-09	4 33-48616	4 33-48616	4 33-48617	4 33-48616	4 & 33-48616	4& 33-48617	4& 33-48616	4& 33-48616
700 Ranger Full-Size 6x6	06-09	4 33-48616	4 33-48616	4 33-48617	4 33-48616	4 & 33-48616	4& 33-48617	4& 33-48616	4& 33-48616
800 Ranger Full-Size 4x4	10-14	33-48645	33-48645	33-48645	33-48645	16 33-48645	16 33-48645	16 33-48645	
800 Ranger Full-Size 4x4 Crew	10-14	** 33-48645	** 33-48645	** 33-48645	** 33-48645	16 & 33-48645	16& 33-48645	** 33-48645	
800 Ranger Full-Size 6x6	10-16	33-48645	33-48645	33-48645	33-48645	16 33-48645	16 33-48645	16 33-48645	
900 Ranger Full-Size 4x4	13-19	33-48640	33-48640	33-48640	33-48640	33-48640	33-48640	33-48640	
900 Ranger Full-Size Crew 4x4	14-19	** 33-48640	** 33-48640	** 33-48640	** 33-48640	** 33-48640	** 33-48640	** 33-48640	
1000 Ranger Full-Size 4x4	2017	33-48640	33-48640	33-48640	33-48640	33-48640	33-48640	33-48640	
1000 XP Ranger Full-Size 4x4	18-21	33-48643	33-48643	33-48643	33-48643	33-48643	33-48643	33-48643	33-48643
Models: (EPS / Premium / LE)									
1000 Ranger EPS	20-21	33-48643	33-48643	33-48643	33-48643	33-48643	33-48643	33-48643	33-48643
1000 Ranger Premium	20-21	33-48643	33-48643	33-48643	33-48643	33-48643	33-48643	33-48643	33-48643
1000 Ranger Full-Size 4x4 Crew	17-18	** 33-48640	** 33-48640	** 33-48640	** 33-48640	** 33-48640	** 33-48640	** 33-48640	
1000 XP Ranger Full-Size 4x4 Crew	19-21	33-48643	33-48643	33-48643	33-48643	33-48643	33-48643	33-48643	33-48643
Models: (EPS / Premium / LE)									
1000 Ranger EPS Crew	20-21	33-48643	33-48643	33-48643	33-48643	33-48643	33-48643	33-48643	33-48643
1000 Ranger Premium Crew	20-21	33-48643	33-48643	33-48643	33-48643	33-48643	33-48643	33-48643	33-48643
1000 Ranger High Lifter Edition	17-21	20 2 OEM		2 OEM	2 OEM		2 OEM	23 2 OEM	2 OEM
1000 Ranger High Lifter Edition Crew	17-21	20 2 OEM		2 OEM	2 OEM		2 OEM	23 2 OEM	2 OEM
1000 Ranger Northstar Edition (HVAC)	2017	33-48640	33-48640	33-48640	33-48640	33-48640	33-48640	33-48640	33-48640
1000 Ranger Northstar Edition	18-21	33-48643	33-48643	33-48643	33-48643	33-48643	33-48643	33-48643	33-48643
1000 Ranger Northstar Edition Crew (HVAC)	17-18	** 33-48640	** 33-48640	** 33-48640	** 33-48640	** 33-48640	** 33-48640	** 33-48640	
1000 Ranger Northstar Edition Crew	19-21	33-48643	33-48643	33-48643	33-48643	33-48643	33-48643	33-48643	33-48643
1000 XP Ranger Texas Edition	20-21	20 2 OEM		2 OEM	2 OEM		2 OEM	23 2 OEM	2 OEM
1000 XP Ranger Texas Edition Crew	20-21	20 2 OEM		2 OEM	2 OEM		2 OEM	23 2 OEM	2 OEM
Polaris™ RZR									
1000 RZR S	16-20	** 33-48647	33-48647	33-48647	** 33-48647	33-48647	33-48647	33-48647	
1000 RZR S 4	18-20	** 33-48647	** 33-48647	** 33-48647	** 33-48647	** 33-48647	** 33-48647	** 33-48647	
1000 RZR XP Models: (Premium / Ride Command / Dynamix / LE)	14-21	33-48647	33-48647	33-48647	33-48647	33-48647	33-48647	33-48647	
1000 RZR XP 4 Models: (Premium / Ride Command / Dynamix / LE)	14-21	** 33-48647	** 33-48647	** 33-48647	** 33-48647	** 33-48647	** 33-48647	** 33-48647	
570 RZR (all)	12-21	19 33-48621	33-48621		33-48621	33-48621			
570 RZR S	2017	19 33-48621	33-48621		33-48621	33-48621			
800 RZR	08-14	19 33-48621	33-48621		33-48621	33-48621			
800 RZR 4	10-11	19 33-48621	33-48621		33-48621	33-48621			
800 RZR 4	12-14	19/ 33-48621	** 33-48621		** 33-48621	** 33-48621			
800 RZR S	09-14	19 33-48621	33-48621		33-48621	33-48621			
900 RZR Models: (EPS / Premium / Fox Edition)	15-20	33-48647	33-48647	33-48647	33-48647	33-48647	33-48647	33-48647	
900 RZR 4	15-18	** 33-48647	** 33-48647	** 33-48647	** 33-48647	** 33-48647	** 33-48647	** 33-48647	
900 RZR S Models: (EPS / Premium)	15-20	33-48647	33-48647	33-48647	33-48647	33-48647	33-48647	33-48647	
900 RZR S 4	2018	** 33-48647	** 33-48647	** 33-48647	** 33-48647	** 33-48647	** 33-48647	** 33-48647	
900 RZR XP	11-14	19 33-48625	33-48625		33-48625	33-48625			
900 RZR XP 4	12-14	19/ 33-48625	** 33-48625		** 33-48625	** 33-48625			

NEW

HELMETS

HELMET ACCESSORIES

APPAREL

ACCESSORIES

TRACKS & SUSPENSION

STEERING

TRANS MISSION

PLOW & WINCH

WIND SHIELDS

BRAKES & CARB.

ENGINE PARTS

ELECTRICAL

TRAILER

CHEMICALS

TECH & TOOLS

P.O.P

KFI UTV WINCH MOUNT APPLICATION

CODE = C

KEYWORD = 6



MODEL	YEAR	KFI			Bronco		WARN		
		A2000 A2500 A3000 SE25 SE35 AS-50w	U45-R2 SE45-R2 AS-50	U45w-R2 SE45w-R2 (WIDE)	1500 2500 3500 4500	VRX 25 VRX 25-S VRX 35 VRX 35-S	VRX 45, VRX 45-S	AXON 35 AXON 35-S AXON 45RC AXON 45 AXON 45-S AXON 55 AXON 55-S	
Polaris™ RZR									
RZR XP Turbo Models: (LE / Dynamix)	16-21	33-48647	33-48647	33-48647	33-48647	33-48647	33-48647	33-48647	
RZR XP 4 Turbo Models: (LE / Dynamix)	16-21	** 33-48647	** 33-48647	** 33-48647	** 33-48647	** 33-48647	** 33-48647	** 33-48647	
RZR XP Turbo S Models: (Velocity)	18-21	33-48648	33-48648	33-48648	33-48648	33-48648	33-48648	33-48648	
RZR XP 4 Turbo S Models: (Velocity)	19-21	** 33-48648	** 33-48648	** 33-48648	** 33-48648	** 33-48648	** 33-48648	** 33-48648	
RZR PRO XP Models: (Premium / Ultimate / Sport)	20-21	33-48653	24 33-48653			33-48653	33-48653		
RZR PRO XP 4 (Premium / Ultimate / Sport)	20-21	33-48653					33-48653	33-48653	33-48653
RZR XP 1000 High Lifter	18-20	20 2 OEM		2 OEM	2 OEM			2 OEM	23 2 OEM
RZR XP 1000 4 High Lifter	18-20	20 2 OEM		2 OEM	2 OEM			2 OEM	23 2 OEM
RZR XP 1000 Trails & Rocks	19-20	20 2 OEM		2 OEM	2 OEM			2 OEM	
RZR RS1	18-21	33-48649	33-48649	33-48649	33-48649	33-48649	33-48649	33-48649	
General 1000 EPS	16-21	33-48647	33-48647	33-48647	33-48647	33-48647	33-48647	33-48647	
General 1000 EPS Deluxe	16-21	33-48647	33-48647	33-48647	33-48647	33-48647	33-48647	33-48647	
General 1000 EPS Premium	16-21	33-48647	** 33-48648	33-48647	33-48647	33-48647	33-48647	33-48647	
General 1000 Sport	20-21	33-48647		33-48647		33-48647	33-48647	33-48647	
General 4 1000	16-21	33-48647	33-48647	33-48647	33-48647	33-48647	33-48647	33-48647	
Textron™									
500 Prowler	18-19	33-18611	33-18611	33-18611	33-18611	14 33-18611	15 33-18611		
Prowler Pro	18-20	33-18614	33-18614	33-18614	33-18614	33-18614	33-18614		33-18614
Prowler Pro Crew	19-20	33-18614	33-18614	33-18614	33-18614	33-18614	33-18614		33-18614
Wildcat Sport / Trail	18-19	19 2 OEM	2 OEM			2 OEM	2 OEM		
Wildcat, Wildcat 4 1000	18-19	33-18604	33-18604	33-18604	33-18604	33-18604	33-18604		33-18604
Wildcat XX	18-20	19 33-18613	33-18613			33-18613	33-18613		
Havoc (ALL)	18-19	2 OEM	2 OEM	2 OEM	2 OEM	33-08651	33-08615		
Stampede (ALL)	16-19	2 OEM	2 OEM	2 OEM	2 OEM	33-08651	33-08615		
Stampede 4 (ALL)	16-19	2 OEM	2 OEM	2 OEM	2 OEM	33-08651	33-08615		
Tracker™									
800SX	2020	33-18614	33-18614	33-18614	33-18614	33-18614	33-18614	33-18614	33-18614
800SX Crew	2020	33-18614	33-18614	33-18614	33-18614	33-18614	33-18614	33-18614	33-18614
Yamaha™									
Rhino 450 4x4	06-11	33-38603	33-38603	33-38603	33-38603	14 33-38603	15 33-38603	22 33-38603	
Rhino 660 4x4	03-07	33-38603	33-38603	33-38603	33-38603	14 33-38603	15 33-38603	22 33-38603	
Rhino 700 4x4	08-13	33-38603	33-38603	33-38603	33-38603	14 33-38603	15 33-38603	22 33-38603	
Viking 4x4	14-21	3 33-38613	33-38613		3 33-38613	33-38613	33-38613		
Viking VI 4x4	15-21	3 33-38613	33-38613		3 33-38613	33-38613	33-38613		
Wolverine / R-Spec / SE	16-18	3 33-38613	24 33-38613		3 33-38613	33-38613	33-38613		
Wolverine X2 / R-Spec / SE	2019	3 33-38613	33-38613	3 33-38613	3 33-38613	33-38613	33-38613		
Wolverine X2 (All Models)	2020	2 OEM		2 OEM		2 OEM	2 OEM		
Wolverine X2 (All Models)	2020	2 OEM		2 OEM		2 OEM	2 OEM		
Wolverine X4 / SE	18-19	3 33-38613	33-38613	3 33-38613	3 33-38613	33-38613	33-38613		

**= Requires Wire Extension Kit #33-38680

1=Mount #33-08610 also required

2= No mount required, OEM integrated Mount

3=requires drilling 1-2-holes

4=Includes mount and grill, mount only #33-48611

5=Requires Stock Bumper

6=04-04.5 ONLY

7=Spacer Required

8=Lead Rotation Required

9= Requires Mount Spacer #33-48635

10= Will NOT work with Warn Vantage 4000

11= ProVantage requires #33-08635

12= Requires Frame Modification

13= Requires Plastic Trimming to Fit

14= Requires a fairlead bracket #33-08651

15= Requires a fairlead bracket #33-08651

16= Requires adding washers to shim up to fit due to size

17= Requires Spacer #33-4865

18= Requires OEM stock and OEM aftermarket bumper

19= WILL NOT FIT AS-50W WINCH

20= WILL ONLY FIT AS-50W WINCH

21= WILL NOT FIT AXON 45, AXON 45-S, AXON 55 & AXON 55-S

22= AXON 35, AXON 35-S, AXON 45RC require fairlead bracket #33-08651 & AXON 45, AXON 45-S, AXON 55, AXON 55-S require fairlead bracket #100695

23= WILL NOT FIT AXON 35, AXON 35-S & AXON 45RC

24= WILL NOT FIT U45-R2 & SE45-R2

25= AS-50 USES OEM MOUNT

KFI PLOW SYSTEM

WHAT YOU'LL NEED WHEN ORDERING



1. MOUNT

ATV MOUNT:

OPTION 1

Model Specific Mount



See Pages 593-596 for Applications

UTV MOUNT:

OPTION 1



See Pages 598-599 for Applications


OPTION 2
Universal Mount



33-08480

The Universal ATV plow mount replaces vehicle-specific mounts and also works with many ATV's that do not have a specific plow mount. Fitting 80% of ATV's this mount is completely adjustable designed to mount right up to the frame.

OPTION 3
Hybrid Mount



33-08499

The KFI Hybrid Mount System is a unique mounting system in the fact that it mounts to the frame just behind the wheels, instead of on the front or middle of the machine. This allows the Hybrid Mount to work with 90% of the ATV's old and new.

Recommended
ATV Plow

Size	Length
350cc	48"-54"
400cc	48"-54"
500cc	54"-60"
600cc	60"

2. PUSH TUBE

ATV PUSH TUBE



33-08400

UTV PUSH TUBE




33-08410

- Easy-pull lever for blade adjustment
- 5 blade positions
- Multi-position plow lift bracket
- Powder coated "Tough" black
- 4-6 Blade pitch - Adjustable in 5 degree increments

Part No.	Description	Code	Keyword
33-08400	ATV	C	25
33-08410	UTV	C	25

3. BLADE

PRO-SERIES STRAIGHT BLADES:



- Pushes snow straight ahead or to the sides up to 25 degrees
- Added gussets for the wider width
- The 66" & 72" blades include a 7" high 2-ply top rubber flap
- Measures 16" Tall
- Fully-adjustable blade skids with bolt-on brackets



Oversized items.

Part No.	Description	Code	Keyword
33-08460	48" ATV	C	25
33-08420	54" ATV	C	25
33-08430	60" ATV/UTV	C	25
33-08470	66" UTV	C	25
33-08450	72" UTV	C	25

PRO-POLY BLADE:



- Includes a 7" high 2-ply top rubber flap
- Measures 21" Vertical blade height with an approximate 27" height with snow flap
- Fully-adjustable blade skids with bolt-on brackets
- Flexible Heavy Duty Black Poly face
- 3/16" Grade 50 Steel Rib and Frame construction



Oversized items.

Part No.	Description	Code	Keyword
33-08485	60" Pro-Poly Blade	C	25
33-08475	66" Pro-Poly Blade	C	25
33-08455	72" Pro-Poly Blade	C	25

KFI PLOW AND ACCESSORIES



ATV PUSH TUBE "HD" KIT

The ATV Push Tube Siffener was designed to bolt around the existing ATV Tubes (Part No. 33-08400) to make them stronger. This allows the tube to handle larger plows such as the 72" steel or poly plow.

- Specifically designed for use with KFI ATV Tubes 33-08400
- Constructed of 10 gauge Grade 50 Steel
- All Hardware included
- Added and re-routed Winch attachment points
- When done plowing the lift will remain with the plow tubes
- Shot Blasted before powder coating
- Powder Coated TOUGH - Black
- NOTE: Does not work with the UTV push tube 33-08410



Part No.	Code	Keyword
33-08411	C	25

KFI 2" UTV PLOW LIFT KIT

The KFI 2" Plow lift kit is made for machine that have small lifts, oversize tires, or highlifter editions. This allows you to mount your push tube at the correct height so the blade is level.

- Works with KFI UTV Push Tubes 33-08410
- Will work universally on most Lifted UTV's
- Shot Blasted before powder coating
- Powder Coated TOUGH - Black
- Will NOT work with the old UTV tubes



Part No.	Code	Keyword
33-08412	C	25

KFI 4" UTV PLOW LIFT KIT

The KFI 4" Plow lift kit is made for machine that have lifts, oversize tires, and highlifter editions. This allows you to mount your push tube at the correct height so the blade is level.

- Works with KFI UTV Push Tubes: 33-08410
- Will work universally on most Lifted UTV's
- Shot Blasted before powder coating
- Powder Coated TOUGH - Black
- Will NOT work with the old UTV tubes



Part No.	Code	Keyword
33-08413	C	25

KFI 6" UTV PLOW LIFT KIT

The KFI 6" Plow lift kit is made for machine that have lifts, oversize tires, and highlifter editions. This allows you to mount your push tube at the correct height so the blade is level.

- Works with KFI UTV Push Tubes: 33-08410
- Will work universally on most Lifted UTV's
- Shot Blasted before powder coating
- Powder Coated TOUGH - Black
- Will NOT work with the old UTV tubes



Part No.	Code	Keyword
33-08414	C	25

PUSH TUBE HARDWARE KITS

Entire hardware kit that includes the springs, hardware and pins to attach the tube system to the blade



Part No.	Description	Code	Keyword
33-08423	ATV kit 33-08400 push tube compatible	C	25
33-08424	UTV kit 33-08410 push tube compatible	C	25

KFI PLOW AND ACCESSORIES

UTV PLOW ACTUATOR KIT

Have you ever been plowing snow sitting inside your cab and needed to rotate the blade, but you didn't want to get out into the cold to rotate it? The all NEW UTV Plow Actuator Kit is your solution! The KFI Actuator kit is an American Made hydraulic pivot that allows you to rotate the blade from side to side while staying in the comfort of your cab. There is no need for extra parts because the KFI Plow Actuator will mount onto your current UTV tubes.

NOTE: THIS WILL NOT WORK WITH THE TRACK EXTENSION KIT: 33-08416

- Specifically designed for use with KFI UTV Tubes Part No. 33-08410
- Parker Industries Made in the USA Electric (12 volt) over Hydraulic Cylinder
- Complete wiring kit with Carling Technologies Two-Way Dash Rocker Switch
- 1 Year Warranty on KFI Manufactured components
- 18 Month Warranty on Parker Hydraulic Actuator based on its manufactured Date
- Rotates up to full 25 degrees in both directions
- Does NOT include the Tube System 33-08410 (Purchase separately)
- Powder Coated TOUGH
- MADE IN THE USA

Part No.	Description	Code	Keyword
33-08500	UTV Plow Actuator Kit	C	25



UTV TRACK EXTENSION PLOW ACTUATOR KIT

Have you ever been plowing snow sitting inside your cab and needed to rotate the blade, but you didn't want to get out into the cold to rotate it? The all NEW UTV Plow Actuator Kit is your solution! The KFI Actuator kit is an American Made hydraulic pivot that allows you to rotate the blade from side to side while staying in the comfort of your cab. There is no need for extra parts because the KFI Plow Actuator will mount onto your current UTV tubes.

NOTE: THIS KIT REQUIRES THE UTV TRACK EXTENSION #33-08416 (NOT INCLUDED)

Specifications:

- Specifically designed for use with KFI UTV Tubes Part No. 33-08410
- Parker Industries Made in the USA Electric (12 volt) over Hydraulic Cylinder
- Complete wiring kit with Carling Technologies Two-Way Dash Rocker Switch
- 1 Year Warranty on KFI Manufactured components
- 18 Month Warranty on Parker Hydraulic Actuator based on its manufactured date
- Rotates up to full 25 degrees in both directions
- Does NOT include the Tube System Part No. 33-08410 (Purchase separately)
- Requires Drilling
- Powder Coated TOUGH
- MADE IN THE USA

Kit Includes:

- Parker Hydraulic Actuator Part No. 33-08410
- UTV Track Extension Actuator Brackets Part No. 33-08503
- Actuator Wiring Harness
- Complete Installation Hardware
- Installation Manuals



Part No.	Description	Code	Keyword
33-08504	UTV Plow Track Extension Plow Actuator Kit	C	25

UTV PLOW TRACK EXTENSION ACTUATOR REPLACEMENT BRACKET KIT

This is a replacement bracket kit for the Top Level # UTV Actuator.

- Kit includes all mounting hardware needed
- Requires UTV Track Extension Part No. 33-08416
- Specifically designed for use with KFI UTV Tubes Part No. 33-08410
- Does NOT include the Tube System Part No. 33-08410 (Purchase Separately)
- Does NOT include Actuator
- Requires drilling
- Powder Coated TOUGH
- MADE IN THE USA

Part No.	Description	Code	Keyword
33-08503	UTV Plow Track Extension	C	25



ATV PUSH TUBE EXTENSION

The ATV Push Tube Extension was designed to extend the ATV push tubes for machines with a little larger tires or in the case where clearance between the tires and plow blade is needed.

Specifications:

- Extends push tubes 5.4 inches.
 - Specifically designed for use with KFI ATV Tubes Part No. 33-08400
 - Constructed of Grade 50 Steel
 - All Hardware included
 - When done plowing the lift will remain with the plow tubes
 - Shot Blasted before powder coating
 - Powder Coated TOUGH - Black
- NOTE: Does not work with the UTV push tube Part No. 33-08410**

Part No.	Description	Code	Keyword
33-08505	ATV Push Tube Extension	C	25



KFI PLOW AND ACCESSORIES

KFI UTV PLOW MOUNT CF MOTO™

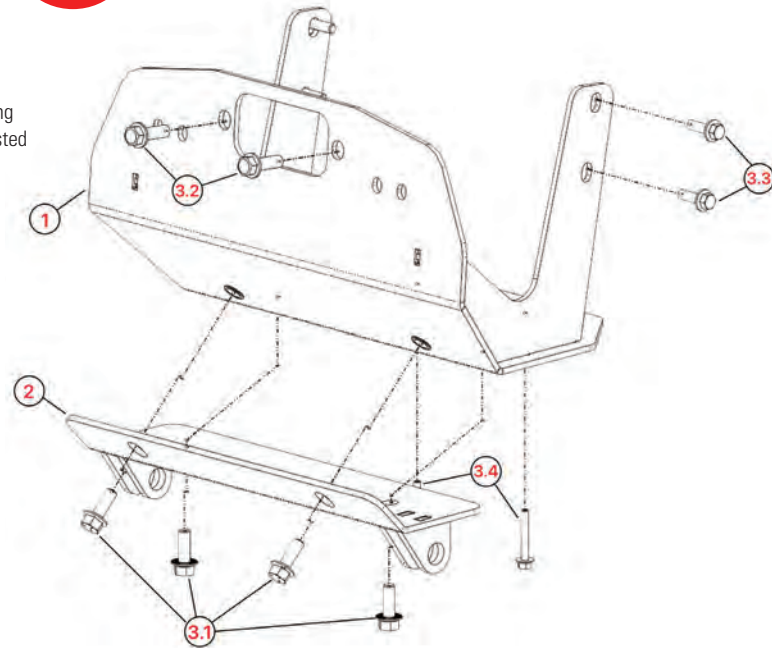


- 100% MADE IN USA
- Front-Mount System
- Plate constructed from Grade 50 Steel
- All Pin Tabs are constructed from 1/4" Thick Grade 50 Steel
- All Plow tabs are tapered to help reduce hang-ups while trail riding
- Unlike all other Plow competitors our Mounts are metal bead blasted before they are powder coated for the best possible finish prep.
- Powder Coated Black for supreme durability
- Complete installation instructions included
- All mounting hardware included

Part No.	Code	Keyword
33-58423	C	25

Model	Year
CF-Moto™	
ZFORCE 950 SPORT	2020

Item No.	Qty.	Description
1	1	Frame Bracket
2	1	Plow Mount
3	1	Hardware Kit
3.1	4	3/8"-16 x 1.00 Hex Flange Bolt
3.2	2	M10-1.25 x 30 Hex Flange Bolt
3.3	4	M8-1.25 x 25 Hex Flange Bolt
3.4	2	M6-1.00 x 40 Hex Flange Bolt



KFI ATV PLOW MOUNT POLARIS™

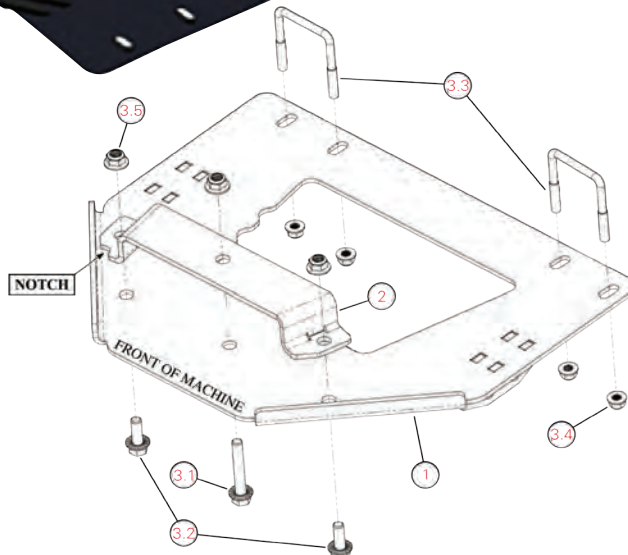

- 100% MADE IN USA
- Mid-Mount System
- Plate constructed from 3/16" Grade 50 Steel
- All Pin Tabs are constructed from 1/4" Thick Grade 50 Steel
- All Plow tabs are tapered to help reduce hang-ups while trail riding
- Unlike all other Plow competitors our Mounts are metal bead blasted before they are powder coated for the best possible finish prep.
- Powder Coated Black for supreme durability
- Complete installation instructions included
- All mounting hardware included
- Satisfaction guaranteed

Note: Mounts listed below will use Part Number 33-08400 ATV Push Tube

Part No.	Code	Keyword
33-48418	C	25

Model	Year
Polaris™	
ATV	
1000 Scrambler XP S	20-21
1000 Sportsman XP S	20-21

Item No.	Qty.	Description
1	1	Plow Mount
2	1	Frame Mount
3	4	Hardware Kit
3.1	1	3/8"-16 x 2.25" Hex Flange Bolt
3.2	2	3/8"-16 x 1.00" Hex Flange Bolt
3.3	2	5/16"-18 x 2.00" x 2.50" SQ U-Bolt 1.25" Thread
3.4	4	5/16"-18 Hex Nut Flange Nylock
3.5	3	3/8"-16 Hex Nut Flange Nylock



KFI PLOW PRODUCTS



ATV MANUAL PLOW LIFT

- Mid-mount System
- Plate constructed from 3/16in. grade 50 steel
- All pin tabs are constructed from 1/4in. thick grade 50 steel
- All plow tabs are tapered to help reduce hang-ups while trail riding
- Powder coated black for supreme durability
- Complete installation instructions included
- All mounting hardware included



Part No.	Description	Code	Keyword
33-08417	MANUAL PLOW LIFT	C	25

REPLACEMENT WEAR BARS

- 3/16" Grade 50 Steel Powder Coated Black
- Two sided



Part No.	Size	Code	Keyword
33-08461	48"	C	25
33-08421	54"	C	25
33-08431	60"	C	25
33-08471	66"	C	25
33-08451	72"	C	25

KFI SNOW FLAP KITS

- 7" 2-ply Rubber Flap (adds 5.5" to Blade height)
- All Mounting Hardware included (all KFI Blades are Pre-Drilled)



UTV Blade

Part No.	Size	Code	Keyword
33-08462	48"	C	25
33-08422	54"	C	25
33-08432	60"	C	25

PRO-SERIES SIDE SHIELD

- Attaches to the ends of the plow to help reduce snow and dirt overflow
- Universal Left Hand or Right Hand (1 Shield incl.)
- 3/16" Grade 50 Steel Powder Coated Black
- Adds 2-1/4" Width to size of blade per Shield
- Works with all KFI Pro-Series Straight Blades
- Some Drilling Required



Part No.	Code	Keyword
33-08496	C	25



KFI PLOW PRODUCTS



FAIRLEAD PLOW PULLEY

Replaces standard winch fairlead during plow season



33-08494

Part No.	Description	Code	Keyword
33-08494	Regular	C	25
33-08495	Wide	C	25

KFI PLOW TRACK EXTENSION KIT

- Works with both ATV and UTV Plow Base/Push Tubes
- Constructed of Heavy Duty 3/16" Grade 50 Steel Extends Blade 13.5" or 15.25" (two-position)



Part No.	Desc.	Code	Keyword
33-08415	ATV	C	25
33-08416	UTV	C	25

STANDARD AND WIDE FAIRLEAD BRACKETS



Part No.	Description	Code	Keyword
33-08611	Standard	C	6
33-08615	Wide	C	6

REPLACEMENT SKID KITS



Photo for reference only

Part No.	Description	Code	Keyword
33-08492	Plow Skid (X2)	C	25
33-08493	Plow Skid (X1)*	C	25

REPLACEMENT SKID



Part No.	Description	Code	Keyword
33-08491	Plow Skid (X1)	C	25

REPLACEMENT PINS



Part No.	Description	Code	Keyword
33-08497	3/8" Repl. Pins (2 pk)	C	25

PLOW MARKERS

- 2 pack



Part No.	Code	Keyword
33-08498	C	25

REPLACEMENT SPRINGS



Part No.	Description	Code	Keyword
33-08490	Plow Spring	C	25

UTV PLOW LEVER KIT

- Repositions lift attach point
- Fully adjustable for multiple angles and attach points
- Designed to work with KFI UTV push tubes 33-08410 only



Part No.	Code	Keyword
33-08418	C	25



ATV PLOW MOUNT APPLICATIONS

Model	Years	Model Specific KFI	CC#	Universal Mount	Push Tube
Arctic Cat™					
1000 4x4	08-17	33-18400		33-08480	33-08400
1000 ALTERRA TRV 4x4	2017			33-08480	33-08400
1000 TRV 4x4	09-16	33-18400		33-08480	33-08400
250 UTILITY 2x4	06-09	33-38405	33-37003	33-08480	33-08400
300 UTILITY 2x4	10-16	33-38405	33-37003	33-08480	33-08400
350 CR 4x4	11-12			33-08480	33-08400
366 4x4	08-11			33-08480	33-08400
375 2x4 / 4x4	2002	33-18400		33-08480	33-08400
400 2x4 / 4x4	02-08	33-18400		33-08480	33-08400
400 ALTERRA 4x4	16-17			33-08480	33-08400
400 CR 4x4	13-15			33-08480	33-08400
400 TBX 4x4	05-06	33-18400		33-08480	33-08400
400 TRV 4x4	06-14	33-18400		33-08480	33-08400
425 CR 4x4	11-13			33-08480	33-08400
450 4X4	10-12	33-18400		33-08480	33-08400
450 4x4	14-15			33-08480	33-08400
450 ALTERRA 4x4	16-21			33-08480	33-08400
450 TRV 4x4	11-15	33-18400		33-08480	33-08400
450 XC	11-17			33-08480	33-08400
500 2x4 / 4x4	02-04	33-18400		33-08480	33-08400
500 4x4	05-17	33-18400		33-08480	33-08400
500 ALTERRA 4x4	2016	33-18405			33-08400
500 ALTERRA 4x4	2017	33-18410		33-08480	33-08400
500 ALTERRA TRV 4x4	2017			33-08480	33-08400
500 TBX 4x4	02-04	33-18400		33-08480	33-08400
500 TBX 4x4	05-06	33-18400		33-08480	33-08400
500 TRV 4x4	03-05	33-18400		33-08480	33-08400
500 TRV 4x4	06-15	33-18400		33-08480	33-08400
500 XR (ALTERRA) 4x4	2015	33-18405			33-08400
550 4x4	09-14	33-18400		33-08480	33-08400
550 ALTERRA 4x4	2016	33-18405			33-08400
550 ALTERRA TRV 4x4	2017			33-08480	33-08400
550 TRV 4x4	09-16	33-18400		33-08480	33-08400
550 XR (ALTERRA) 4x4	2015	33-18405			33-08400
570 ALTERRA (XT, EPS)	2019	33-18405			33-08400
650 4x4	2004	33-18400		33-08480	33-08400
650 4x4	05-12	33-18400		33-08480	33-08400
650 TBX 4x4	07-09	33-18400		33-08480	33-08400
650 TRV 4x4	07-09	33-18400		33-08480	33-08400
700 4x4	06-17	33-18400		33-08480	33-08400
700 ALLTERRA TRV 4x4	17-21			33-08480	33-08400
700 ALTERRA (XT) 4x4	16-21	33-18405			33-08400
700 TBX 4x4	10-17	33-18400		33-08480	33-08400
700 TRV 4x4	08-16	33-18400		33-08480	33-08400
700 VLX	2017	33-18400		33-08480	33-08400
700 XR (ALTERRA) 4x4	2015	33-18405			33-08400
Can-Am™/Bombardier™					
Outlander 1000	12-19	33-28401		33-08480	33-08400
Outlander 1000 6x6	14-19	33-28401		33-08480	33-08400
Outlander 1000 6x6 MAX	19-21	33-28401		33-08480	33-08400
Outlander 1000 MAX	13-19	33-28401		33-08480	33-08400
Outlander 1000 XMR	13-21	33-28401		33-08480	33-08400
Outlander 1000R	19-21	33-28401		33-08480	33-08400
Outlander 1000R MAX	19-21	33-28401		33-08480	33-08400
Outlander 400	06-15	33-28400			33-08400
Outlander 400 MAX	06-15	33-28400			33-08400
Outlander 450	17-21	33-28401		33-08480	33-08400
Outlander 450 6x6	2019	33-28401		33-08480	33-08400
Outlander 450 6x6 MAX	19-21	33-28401		33-08480	33-08400
Outlander 450 MAX	17-21	33-28401		33-08480	33-08400
Outlander 500	07-12	33-28400			33-08400
Outlander 500	13-15	33-28401		33-08480	33-08400
Outlander 500 MAX	07-12	33-28400			33-08400
Outlander 500 MAX	13-15	33-28401		33-08480	33-08400
Outlander 570	17-21	33-28401		33-08480	33-08400
Outlander 570 PRO NORDIC	2019	33-28401		33-08480	33-08400
Outlander 570 MAX	16-21	33-28401		33-08480	33-08400
Outlander 570 MAX PRO NORDIC	2019	33-28401		33-08480	33-08400
Outlander 570 XMR	16-21	33-28401		33-08480	33-08400
Outlander 650	06-12	33-28400			33-08400
Outlander 650	13-21	33-28401		33-08480	33-08400

TERMS & INDEX

NEW

HELMETS

HELMET ACCESSORIES

APPAREL

ACCESSORIES

TRACKS & SUSPENSION

STEERING

TRANS MISSION

PLOW & WINCH

WIND SHIELDS

BRAKES & CARB.

ENGINE PARTS

ELECTRICAL

TRAILER

CHEMICALS

TECH & TOOLS

P.O.P



ATV PLOW MOUNT APPLICATIONS

Model	Years	Model Specific KFI	Universal CC#	Universal Mount	Push Tube
Can-Am™/Bombardier™					
Outlander 650 6x6	15-19	33-28401		33-08480	33-08400
Outlander 650 6x6 MAX	19-20	33-28401		33-08480	33-08400
Outlander 650 MAX	06-12	33-28400			33-08400
Outlander 650 MAX	13-21	33-28401		33-08480	33-08400
Outlander 650 XMR	13-21	33-28401		33-08480	33-08400
Outlander 800	06-09	33-28400			33-08400
Outlander 800	12-15	33-28401		33-08480	33-08400
Outlander 800 MAX	06-12	33-28400			33-08400
Outlander 800 MAX	13-15	33-28401		33-08480	33-08400
Outlander 800 XMR	2012	33-28400			33-08400
Outlander 800 XMR	2015	33-28401		33-08480	33-08400
Outlander 800R	10-11	33-28400			33-08400
Outlander 800R MAX	10-11	33-28400			33-08400
Outlander 850	16-21	33-28401		33-08480	33-08400
Outlander 850 MAX	16-21	33-28401		33-08480	33-08400
Outlander 850 XMR	16-21	33-28401		33-08480	33-08400
Outlander L 450	15-16	33-28401		33-08480	33-08400
Outlander L 450 MAX	15-16	33-28401		33-08480	33-08400
Outlander L 500	2015	33-28401		33-08480	33-08400
Outlander L 500 MAX	2015	33-28401		33-08480	33-08400
Outlander L 570	2016	33-28401		33-08480	33-08400
Outlander L 570 MAX	2016	33-28401		33-08480	33-08400
Quest 500/650 (All)	02-04	33-28405		33-08480	33-08400
Renegade 1000	12-19	33-28401		33-08480	33-08400
Renegade 1000 XMR	17-21	33-28401		33-08480	33-08400
Renegade 1000R	18-19	33-28401		33-08480	33-08400
Renegade 1000R XXC	2020	33-28401		33-08480	33-08400
Renegade 500	08-12	33-28400			33-08400
Renegade 500	13-15	33-28401		33-08480	33-08400
Renegade 570	16-21	33-28401		33-08480	33-08400
Renegade 570 XMR	17-21	33-28401		33-08480	33-08400
Renegade 650	2019	33-28401		33-08480	33-08400
Renegade 800	07-11	33-28400			33-08400
Renegade 800	12-15	33-28401		33-08480	33-08400
Renegade 800 X	08-11	33-28400			33-08400
Renegade 850	16-21	33-28401		33-08480	33-08400
Renegade 850 XMR	17-19	33-28401		33-08480	33-08400
Traxter 500/650 (All)	99-05	33-28405		33-08480	33-08400
CF Moto™					
CF500 / A	08-11			33-08480	33-08400
CFORCE 400	16-21	33-58411			33-08400
CFORCE 500 / S	17-21	33-58411			33-08400
CFORCE 500	05-12			33-08480	33-08400
CFORCE 500	13-16	33-38401		33-08480	33-08400
CFORCE 500 HO	15-18	33-58411			33-08400
CFORCE 600	13-14	33-38401		33-08480	33-08400
CFORCE 600	2019	33-58411			33-08400
CFORCE 600 TOURING (S/L)	19-21			33-08480	33-08400
CFORCE 600 TOURING	2020			33-08480	33-08400
CFORCE 800	13-16	33-38401		33-08480	33-08400
CFORCE 800 / XC	19-21	33-58417			33-08400
X5	2009			33-08480	33-08400
X5 / X6 / X8	12-14	33-38401		33-08480	33-08400
Honda™					
TRX250	98-12			33-08480	33-08400
TRX300 4x4	93-00			33-08480	33-08400
TRX350 Rancher	00-03			33-08480	33-08400
TRX350 Rancher	04-06	33-68409	33-67008	33-08480	33-08400
TRX400 Foreman	95-02	33-68408			33-08400
TRX400 Rancher	04-07	33-68409	33-67008	33-08480	33-08400
TRX420 Rancher 2x4 (all Models)	07-13	33-68400		33-08480	33-08400
TRX420 Rancher 2x4 (all Models)	15-21	33-68411		33-08480	33-08400
TRX420 Rancher 4X4 "IRS ONLY" (Independent Rear Suspension)	2014	33-68400		33-08480	33-08400
TRX420 Rancher 4X4 "SOLID AXLE ONLY" Models (FA*FE*FM*TE*TM)	2014	33-68411		33-08480	33-08400
TRX420 Rancher 4X4 (all Models)	07-13	33-68400		33-08480	33-08400
TRX420 Rancher 4X4 (all Models)	15-21	33-68411		33-08480	33-08400
TRX450 Foreman	98-04	33-68408			33-08400
TRX500 Foreman (All Models)	12-13	33-68400		33-08480	33-08400
TRX500 Foreman (All Models)	14-19	33-68411		33-08480	33-08400



ATV PLOW MOUNT APPLICATIONS

Model	Years	Model Specific KFI	CC#	Universal Mount	Push Tube
Honda™					
TRX500 Foreman (FA/FE/FM)	05-06	33-68402	33-67009	33-08480	33-08400
TRX500 Foreman (FE/FM/FPE/FPM)	07-11	33-68402	33-67009	33-08480	33-08400
TRX520 Foreman (All Models)	20-21	33-68411		33-08480	33-08400
TRX500 Rubicon (All Models)	01-04	33-68410	33-67006	33-08480	33-08400
TRX500 Rubicon (All Models)	07-14	33-68402	33-67009	33-08480	33-08400
TRX500 Rubicon (All Models)	15-19	33-68411		33-08480	33-08400
TRX520 Rubicon (All Models)	20-21	33-68411		33-08480	33-08400
TRX500 Rubicon (FA/FGA)	05-06	33-68402	33-67009	33-08480	33-08400
TRX650 Rincon (FA/FGA)	03-05	33-68401	33-67010	33-08480	33-08400
TRX680 Rincon (FA/FGA)	06-21	33-68401	33-67010	33-08480	33-08400
John Deere™					
500 John Deere Buck	04-06	33-28405		33-08480	33-08400
500 John Deere Trail Buck	04-05	33-28405		33-08480	33-08400
650 John Deere Buck	04-06	33-28405		33-08480	33-08400
650 John Deere Trail Buck	04-05	33-28405		33-08480	33-08400
Kawasaki™					
360 Prairie	02-12	33-88407		33-08480	33-08400
650 Brute Force 4x4	05-14	33-88407		33-08480	33-08400
650 Brute Force 4x4i	06-14	33-88400		33-08480	33-08400
650 Prairie 4x4	01-03	33-88407		33-08480	33-08400
700 Prairie 4x4	04-06	33-88407		33-08480	33-08400
750 Brute Force 4x4, 4x4i, 4x4i EPS	05-21	33-88400		33-08480	33-08400
Kymco™					
MXU375	09-12			33-08480	33-08400
MXU450i	12-16			33-08480	33-08400
MXU500	07-12			33-08480	33-08400
MXU500i	13-16			33-08480	33-08400
MXU700i	13-16			33-08480	33-08400
Polaris™					
1000 Scrambler	14-18	33-48400		33-08480	33-08400
1000 Sportsman	15-21	33-48400		33-08480	33-08400
1000 Sportsman Touring	15-21	33-48400		33-08480	33-08400
250 Xplorer / 4x4 / 4x6	89-01	33-48410			33-08400
300 ATP	04-05	33-48401			33-08400
300 Hawkeye	06-08			33-08480	33-08400
300 Sportsman	06-08			33-08480	33-08400
330 Magnum 4x4	03-06	33-48401			33-08400
335 Sportsman	00 & Older	33-48401			33-08400
350 2x4 / 4x4 / 6x6	93 & Older	33-48410			33-08400
400 2x4 / 4x4	94-97	33-48410			33-08400
400 Sportsman	01-05	33-48401			33-08400
400 Sportsman	11-14	33-48401			33-08400
400 Sportsman (Hawkeye)	08-10			33-08480	33-08400
425 Magnum 4x4 / 4x6	98 & Older	33-48410			33-08400
445 Diesel	1999	33-48401			33-08400
450 Sportsman	06-07	33-48401			33-08400
450 Sportsman	16-21	33-48401			33-08400
500 ATP	04-05	33-48401			33-08400
500 Sportsman	11-13	33-48401			33-08400
500 Sportsman	96-13	33-48401			33-08400
550 Sportsman	09-14	33-48400		33-08480	33-08400
550 Sportsman Touring	10-14	33-48400		33-08480	33-08400
550 Sportsman X2	10-14	33-48400		33-08480	33-08400
570 Sportsman	14-21	33-48401			33-08400
570 Sportsman SP	15-21	33-48401			33-08400
570 Sportsman Touring	14-21	33-48401			33-08400
570 Sportsman X2	15-21	33-48401			33-08400
600 Sportsman	03-05	33-48401			33-08400
700 Sportsman	02-08	33-48401			33-08400
800 Sportsman	05-14	33-48401			33-08400
850 Scrambler	13-21	33-48400		33-08480	33-08400
850 Sportsman	09-21	33-48400		33-08480	33-08400
850 Sportsman Touring	10-21	33-48400		33-08480	33-08400
850 Sportsman X2	10-11	33-48400		33-08480	33-08400
ACE (325)	14-16	33-48409			33-08400
ACE 500	17-19	33-48409			33-08400
ACE 570 / SP	15-19	33-48409			33-08400
ACE 900 SP	2016	33-48409			33-08400
ACE 900 XC	17-19	33-48409			33-08400
ETX Sportsman	2015	33-48401			33-08400

TERMS & INDEX
NEW
HELMETS
HELMET ACCESSORIES
APPAREL
ACCESSORIES
TRACKS & SUSPENSION
STEERING
TRANS MISSION
PLOW & WINCH
WIND SHIELDS
BRAKES & CARB.
ENGINE PARTS
ELECTRICAL
TRAILER
CHEMICALS
TECH & TOOLS
P.O.P

KFI ATV

CODE = C

KEYWORD = 25




ATV PLOW MOUNT APPLICATIONS

Model	Years	Model Specific KFI	Universal Mount	Push Tube
Suzuki™				
250 2x4	97-01	33-78401		33-08400
280 King Quad	98 & Older	33-78401		33-08400
300 King Quad	99-02	33-78401		33-08400
400 Eiger 2x4, 4x4	02-07	33-18400	33-77006	33-08480
400 King Quad 4x4/AS/AF/ASI/AFi	08-21	33-18400	33-77006	33-08480
450 King Quad 4x4/AXi	07-10	33-78400		33-08480
500 King Quad AXI	09-21	33-78400		33-08480
500 LFT Quad Runner 4x4	98-02	33-18400	33-77006	33-08480
500 Vinson 4x4	02-07	33-18400		33-08480
700 King Quad 4x4	05-07	33-78400		33-08480
700 Twin Peaks	04-06	33-88407		33-08480
750 King Quad 4x4/AXi	08-21	33-78400		33-08480
Textron™				
500 ALTERRA 4x4	2018	33-18410		33-08480
700 ALTERRA 4x4	2018	33-18405		33-08400
700 ALTERRA VLX 4x4	2018	33-18400		33-08480
700 ALTERRA TBX 4x4	2018	33-18400		33-08480
700 ALTERRA TRV 4x4	18-21			33-08480
Yamaha™				
350 Bruin 2x4, 4x4	04-06	33-38400		33-08480
350 Grizzly 2x4, 4x4	07-14	33-38400		33-08480
350 Kodiak 4x4 (Canada)	07-14	33-38400		33-08480
350 Raptor	05-06	33-38405	33-37003	33-08480
350 Wolverine	05 & Older	33-38405	33-37003	33-08480
400 Big Bear	00-06			33-08480
400 Big Bear	07-12	33-38405	33-37003	33-08480
400 Grizzly 4x4	07-08	33-38400		33-08480
400 Kodiak 2x4, 4x4	03-04	33-38400		33-08480
400 Kodiak 4x4	05-07	33-38400		33-08480
450 Grizzly 4x4	07-14	33-38400		33-08480
450 Kodiak 4x4	18-21	33-58411		33-08480
450 Kodiak 4x4	03-14	33-38400		33-08480
550 Grizzly 4x4	09-14	33-38401		33-08480
600 Grizzly 4x4	01 & Older	33-38406	33-37002	33-08480
660 Grizzly 4x4	02-08	33-38401		33-08480
700 Grizzly 4x4	07-21	33-38401		33-08480
700 Kodiak 4x4	16-21	33-38401		33-08480

ATV HYBRID PLOW MOUNT

The KFI Hybrid mount system is a unique system in the fact that it mounts to the frame just behind the wheels, instead of on the front or middle of the machine. This allows the Hybrid Mount to work with 90% of the ATVs on the market.



Part No.	Code	Keyword
33-08499	C	25

WINCH ACCESSORIES

UTV FRONT MOUNT PLOW MOUNTS

- 100% MADE IN USA
- Front-Mount System
- Plate constructed from Grade 50 Steel
- All Pin Tabs are constructed from 1/4" Thick Grade 50 Steel
- All Plow tabs are tapered to help reduce hang-ups while trail riding
- Unlike all other Plow competitors our Mounts are metal bead blasted before they are powder coated for the best possible finish prep.

- Powder Coated Black for supreme durability
- Complete installation instructions included
- All mounting hardware included
- Satisfaction guaranteed



TERMS & INDEX
NEW
HELMETS
HELMET ACCESSORIES
APPAREL
ACCESSORIES
TRACKS & SUSPENSION
STEERING
TRANS MISSION
PLOW & WINCH
WIND SHIELDS
BRAKES & CARB.
ENGINE PARTS
ELECTRICAL
TRAILER
CHEMICALS
TECH & TOOLS
P.O.P



33-38408



33-48416



33-48417



33-58423

Qty.	Description
Kit Content For Part No. 33-38408	
1	Plow Mount
1	Nut Plate
1	Front Frame Spacer
1	Rear Frame Spacer
2	Mount Bracket (passenger side)
1	Mount Bracket (driver side)
1	Hardware Kit
4	3/8"-16 x 1.50 Hex Flange Bolt
4	5/16"-18 x 1.25 Hex Flange Bolt
4	5/16"-18 Hex Flange Nylock Nut
Kit Content For Part No. 33-48416	
1	Frame Bracket
1	Plow Mount
1	Bolt Plate
8	3/8"-16 x 1.00 Hex Flange Bolt
2	M12-1.75 x 70 Hex Flange Bolt
2	M12-1.75 Hex Flange Nylock Nut
Kit Content For Part No. 33-48417	
1	Plow Mount
1	Hardware Kit
4	3/8"-16 x 1.00 Hex Flange Bolt
4	3/8"-16 Hex Flange Nylock Nut
4	3/8"-16 Square Nut
Kit Content For Part No. 33-58423	
1	Frame Bracket
1	Plow Mount
1	Hardware Kit
4	3/8"-16 x 1.00 Hex Flange Bolt
2	M10-1.25 x 30 Hex Flange Bolt
4	M8-1.25 x 25 Hex Flange Bolt
2	M6-1.00 x 40 Hex Flange Bolt

Part No.	Model	Year	Code	Keyword
Yamaha™				
33-38408	Wolverine RMAX2	2021	C	25
	Wolverine RMAX4	2021		
Polaris™				
33-48416	General XP 1000 (Base/Deluxe/PE)	20-21	C	25
	General XP 4 1000 (Base/Deluxe/PE)	20-21		
33-48417*	Ranger XP 1000	18-20	C	25
	Ranger XP 1000	2021		
	Ranger 1000	20-21		
	Ranger 1000 EPS	2020		
	Ranger 1000 EPS	2021		
	Ranger 1000 Premium	2020		
	Ranger 1000 Premium	2021		
	Ranger XP 1000 Crew	19-20		
	Ranger XP 1000 Crew	2021		
	Ranger 1000 Crew	20-21		
	Ranger 1000 EPS Crew	2020		
	Ranger 1000 Premium Crew	2020		
	Ranger 1000 Premium Crew	2021		
	Ranger 1000 Northstar Edition	18-20		
	Ranger 1000 Northstar Edition	2021		
	Ranger 1000 Crew Northstar Edition 4x4	19-20		
	Ranger 1000 Crew Northstar Edition 4x4	2021		

Part No.	Model	Year	Code	Keyword
CF-Moto™				
33-58423	ZFORCE 950 SPORT	2020	C	25

*Mount Note For Part Number 33-48417:
*=Requires Drilling



UTV PLOW MOUNT & PUSH TUBE APPLICATIONS

Model	Years	Notes	Mount	Push Tube
Arctic Cat™				
500 Prowler	17-21	K**	33-18406	33-08410
500 Prowler HDX	14-15		33-18401	33-08410
500 Prowler HDX	16-17		33-18404	33-08410
550 Prowler	09-14		33-18401	33-08410
550 Prowler	2015		33-18404	33-08410
650 Prowler	06-09		33-18401	33-08410
700 Prowler	08-14		33-18401	33-08410
700 Prowler	15-17		33-18404	33-08410
700 Prowler HDX	11-15		33-18401	33-08410
700 Prowler HDX	16-17		33-18404	33-08410
700 Prowler HDX Crew	2017		33-18404	33-08410
1000 Prowler	09-14		33-18401	33-08410
1000 Prowler	15-17		33-18404	33-08410
Wildcat Trail	14-20	P	33-18402	33-08400
Wildcat (1000)	12-17	P	33-18403	33-08400
Bennche™				
Bighorn 500	11-16		33-58408	33-08410
Bighorn 700	11-16		33-58408	33-08410
Cowboy 500, 700	15-16		33-58418	33-08410
T-Boss 550	ALL		33-58419	33-08410
T-Boss 750	ALL		33-58419	33-08410
Can-Am™				
800 Commander	10-20		33-28402	33-08410
1000 Commander	10-20		33-28402	33-08410
Defender HD5 (500)	17-21		33-28403	33-08410
Defender HD8 (800)	16-21		33-28403	33-08410
Defender HD10 (1000)	16-21		33-28403	33-08410
Maverick 1000 (will NOT work on any "X ds" or "X rs Turbo" Models with aluminum front bumper)	13-18		33-28406	33-08410
Maverick Trail 800 / 1000	18-21	A&M	33-28407	33-08410
Maverick Sport 1000	18-21	A&M	33-28407	33-08410
Maverick X3	17-21	L	33-28408	33-08410
CF Moto™				
Terracross Z6	2012	**	33-58404	33-08410
UFORCE 500	16-20	C	33-58409	33-08410
UFORCE 800	13-21	C	33-58409	33-08410
UFORCE 1000	19-21		33-58415	33-08410
ZFORCE 500	16-18		33-58410	33-08410
ZFORCE 600 / 600EX	13-15	**	33-58404	33-08410
ZFORCE 800 / 800EX	14-20		33-58410	33-08410
ZFORCE 1000	18-19		33-58410	33-08410
Coleman™				
Outfitter 500	ALL		33-58408	33-08410
Outfitter 550	ALL		33-58418	33-08410
Outfitter 700	ALL		33-58408	33-08410
Gravelly™				
Atlas JSV	14-16	A-B	33-48407	33-08410
Cub Cadet™				
Challenger 500	15-17		33-58408	33-08410
Challenger 700	15-16		33-58408	33-08410
Challenger Crew 750	2017		33-58408	33-08410
Cushman™				
HAULER 4x4	19-20	A	33-18409	33-08410
HAULER 4x4 Crew	19-20	A	33-18409	33-08410
Hisun™				
HS500	15-16		33-58408	33-08410
HS700	15-16		33-58408	33-08410
HS700 Crew	15-16		33-58408	33-08410
HS750 Crew	2016		33-58408	33-08410
Sector 550	15-18		33-58418	33-08410
Sector 750	15-17		33-58418	33-08410
Sector 750 Crew	15-17		33-58418	33-08410

Model	Years	Notes	Mount	Push Tube
Honda™				
500 Pioneer	15-21	C	33-68405	33-08410
700 MUV Big Red 4x4	09-13	A&C	33-68403	33-08410
700 Pioneer	14-21	C	33-68404	33-08410
700-4 Pioneer	11-21	C	33-68404	33-08410
1000 Pioneer / LE	16-21		33-68407	33-08410
1000-5 Pioneer / LE	16-21		33-68407	33-08410
Talon 1000 (X/R)	19-21		33-68412	33-08410
Talon 1000-4 (X/R)	20-21		33-68412	33-08410
John Deere™				
Gator HPX 4x4 and 2x4 (all) (NOT 615E or 815E)	ALL		33-58407	33-08410
Gator HPX 615E	ALL		33-58403	33-08410
Gator HPX 815E	ALL		33-58403	33-08410
Gator XUV 550	ALL		33-58405	33-08410
Gator XUV 550 S4	ALL		33-58405	33-08410
Gator XUV 560	ALL		33-58405	33-08410
Gator XUV 560 S4	ALL		33-58405	33-08410
Gator XUV 560E	ALL		33-58405	33-08410
Gator XUV 560E S4	ALL		33-58405	33-08410
Gator XUV 590E	ALL		33-58405	33-08410
Gator XUV 590E S4	ALL		33-58405	33-08410
Gator XUV 590i	ALL		33-58405	33-08410
Gator XUV 590i S4	ALL		33-58405	33-08410
Gator XUV 590M	ALL		33-58405	33-08410
Gator XUV 590M S4	ALL		33-58405	33-08410
Gator XUV 620i	ALL		33-58407	33-08410
Gator XUV 625i	ALL		33-58403	33-08410
Gator XUV 825E	ALL		33-58403	33-08410
Gator XUV 825i	ALL		33-58403	33-08410
Gator XUV 825i S4	ALL		33-58403	33-08410
Gator XUV 825M	ALL		33-58403	33-08410
Gator XUV 825M S4	ALL		33-58403	33-08410
Gator XUV 835E	ALL		33-58416	33-08410
Gator XUV 835M	ALL		33-58416	33-08410
Gator XUV 835R	ALL		33-58416	33-08410
Gator XUV 850D	ALL		33-58407	33-08410
Gator XUV 855D	ALL		33-58403	33-08410
Gator XUV 855D S4	ALL		33-58403	33-08410
Gator XUV 855E	ALL		33-58403	33-08410
Gator XUV 855M	ALL		33-58403	33-08410
Gator XUV 855M S4	ALL		33-58403	33-08410
Gator XUV 865E	ALL		33-58416	33-08410
Gator XUV 865M	ALL		33-58416	33-08410
Gator XUV 865R	ALL		33-58416	33-08410
Kawasaki™				
400 Mule SX / XC	17-21		33-88408	33-08410
600 Mule	05-16	F**	33-88405	33-08410
610 Mule	05-16	F**	33-88405	33-08410
700 Mule PRO-MX	19-21	A	33-88409	33-08410
750 Teryx	08-13	**	33-88402	33-08410
750 Teryx4	12-13	**	33-88402	33-08410
800 Teryx	14-21	**	33-88402	33-08410
800 Teryx4	14-21	**	33-88402	33-08410
820 Mule PRO-FXT/FX	15-21	C	33-88406	33-08410
820 Mule PRO-FXR	18-21	C	33-88406	33-08410
1000 Mule PRO-DXT/DX Diesel	16-21	C	33-88406	33-08410
3000 Mule 2x4	01-08		33-88404	33-08410
3010 Mule 4x4 / Diesel 4x4	01-08	**	33-88404	33-08410
4000 Mule 2x4 / TRANS2x4	09-21		33-88403	33-08410
4010 Mule 4x4 / TRANS4x4	09-21		33-88403	33-08410
4010 Mule Diesel 4x4	09-14		33-88403	33-08410

NOTES

- A** = Plow mount includes a lower 2" Receiver Hitch (built -in)
- B** = Requires Stock Front Bumper
- C** = Requires Drilling
- D** = Requires KFI Winch Mount 33-48621 or Polaris OEM Winch Mount
- E** = Requires KFI Winch Mount 33-48625
- F** = Requires KFI Winch Mount 33-88602
- J** = Requires KFI 2" Lift Kit 33-08412

- K** = Requires KFI Winch Mount 33-18611
- L** = Requires KFI Winch Mount 33-28607
- M** = Requires KFI Winch Mount 33-28608 or Can-Am OEM Winch Mount
- N** = Requires KFI Winch Mount 33-38613
- P** = We also recommend the HD Kit 33-08411
- **** = Recomends also purchasing the 33-08494 Plow Pulley



UTV PLOW MOUNT & PUSH TUBE APPLICATIONS

Model	Years	Notes	Mount	Push Tube
Kubota™				
RTV400ci	08- Current		33-58413	33-08410
RTV500	08- Current		33-58413	33-08410
RTV900 (with Front 1-1/4" Receiver)	04-08		33-58401	33-08410
RTV900 (with Front 2" Receiver)	09- Current		33-58413	33-08410
RTV1100	07- Current		33-58401	33-08410
RTV1140 (with Front 1-1/4" Receiver)	'04-08		33-58401	33-08410
RTV1140 (with Front 2" Receiver)	09- Current		33-58413	33-08410
RTV-X Series (900, 1100C, 1120D)	Current		33-58413	33-08410
Sidekick 850	Current		33-58420	33-08410
Kymco™				
UXV 450i	15-17	K**	33-18406	33-08410
UXV 500/i	09-18		33-58414	33-08410
UXV 700i	14-21		33-58414	33-08410
MAHINDRA				
Roxor	ALL		33-58417	33-08410
MASSIMO				
MSU-500	ALL		33-58408	33-08410
MSU-700	ALL		33-58408	33-08410
MSU-700-4	ALL		33-58408	33-08410
Polaris™				
General 1000 (all)	16-21		33-48412	33-08410
Polaris™ Midsize				
ETX Ranger 4x4	15-16	A-B	33-48404	33-08410
EV Ranger 4x4	10-21	A-B	33-48404	33-08410
400 Ranger 4x4	10-14	A-B	33-48404	33-08410
500 Ranger 4x4	11-13	A-B	33-48404	33-08410
500 Ranger 4x4	17-21	A-B	33-48404	33-08410
500 Ranger 4x4 Crew	11-13	A-B	33-48404	33-08410
570 Ranger 4x4	14-21	A-B	33-48404	33-08410
570 Ranger 4x4 Crew	14-21	A-B	33-48404	33-08410
800 Ranger 4x4	13-14	A-B	33-48404	33-08410
Polaris™ Fullsize				
Diesel Ranger 900 4x4	11-14	A-B	33-48404	33-08410
Diesel Ranger 900 4x4 Crew	12-14	A-B	33-48404	33-08410
Diesel Ranger HST/Deluxe 4x4	14-17	A-B	33-48407	33-08410
Diesel Ranger 1000 4x4	15-18	A-B	33-48407	33-08410
Diesel Ranger 1000 4x4 Crew	15-18	A-B	33-48407	33-08410
TM Ranger 2x4	04-06	A-C	33-48405	33-08410
425 Ranger 2x4	01-04	A-B	33-48405	33-08410
500 Ranger 2x4	01-08	A-B	33-48405	33-08410
500 Ranger 4x4	03-08	A-B	33-48405	33-08410
500 Ranger 4x4	09-10	A-B	33-48404	33-08410
500 Ranger 6x6	02-05	A-B	33-48405	33-08410
570 Ranger 4x4	2015	A-B	33-48407	33-08410
570 Ranger 4x4 (800 body style)	16-21	A-B	33-48404	33-08410
570 Ranger XP 4x4 (900 body style)	2016	A-B	33-48407	33-08410
570 Ranger 4x4 Crew (800 body style)	16-21	A-B	33-48404	33-08410
570 Ranger 4x4 Crew (900 body style)	15-16	A-B	33-48407	33-08410
700 Ranger 4x4	05-08	A-B	33-48405	33-08410
700 Ranger 4x4	2009	A-B	33-48404	33-08410
700 Ranger 4x4 Crew	08-09	A-B	33-48405	33-08410
700 Ranger 6x6	06-09	A-B	33-48405	33-08410
800 Ranger 4x4	10-14	A-B	33-48404	33-08410
800 Ranger 4x4 Crew	10-14	A-B	33-48404	33-08410
800 Ranger 6x6	10-16	A-B	33-48404	33-08410
900 Ranger 4x4	13-19	A-B	33-48407	33-08410
900 Ranger 4x4 Crew	14-19	A-B	33-48407	33-08410
1000 Ranger 4x4	2017	A-B	33-48407	33-08410
1000 XP Ranger 4x4	18-20	Q	33-48413	33-08410

Model	Years	Notes	Mount	Push Tube
Polaris™ Fullsize				
1000 Ranger EPS	2020	Q	33-48413	33-08410
1000 Ranger Premium	20-21	Q	33-48413	33-08410
1000 Ranger 4x4 Crew	17-18	A-B	33-48407	33-08410
1000 XP Ranger 4x4 Crew	19-21	Q	33-48413	33-08410
1000 Ranger EPS Crew	20-21	Q	33-48413	33-08410
1000 Ranger Premium Crew	20-21	Q	33-48413	33-08410
1000 Ranger Northstar Edition (HVAC)	2017	A-B	33-48407	33-08410
1000 Ranger Northstar Edition	18-21	Q	33-48413	33-08410
1000 Ranger Northstar Edition Crew (HVAC)	17-18	A-B	33-48407	33-08410
1000 Ranger Northstar Edition Crew	19-21	Q	33-48413	33-08410
Polaris™ RZR				
1000 RZR S (Dual Rear A-Arm)	16-20		33-48412	33-08410
1000 RZR S 4 (Dual Rear A-Arm)	18-20		33-48412	33-08410
1000 RZR XP (Rear Trailing Arm) Models: (Trails & Rocks / Premium / Ride Command / Dynamix / LE)	14-20		33-48414	33-08410
1000 RZR XP 4 (Rear Trailing Arm) Models: (Trails & Rocks / Premium / Ride Command / Dynamix / LE)	14-20		33-48414	33-08410
1000 RZR XP Highlifter (Rear Trailing Arm)	15-20	J	33-48414	33-08410
1000 RZR XP Highlifter Crew (Rear Trailing Arm)	16-20	J	33-48414	33-08410
570 RZR (all)	12-20	D**	33-48406	33-08410
570 RZR (all)	12-20	P**	33-48402	33-08400
570 RZR S	2017	D**	33-48406	33-08410
570 RZR S	2017	P	33-48402	33-08400
800 RZR	08-14	D**	33-48406	33-08410
800 RZR	08-14	P	33-48402	33-08400
800 RZR 4	10-14	D**	33-48406	33-08410
800 RZR 4	10-14	P	33-48402	33-08400
800 RZR S	09-14	D**	33-48406	33-08410
800 RZR S	09-14	P	33-48402	33-08400
900 RZR (Dual Rear A-Arm) Models: (EPS / Premium / Fox Edition)	15-20		33-48412	33-08410
900 RZR 4 (Dual Rear A-Arm)	15-18		33-48412	33-08410
900 RZR S (Dual Rear A-Arm)	15-20		33-48412	33-08410
Models: (EPS / Premium)				
900 RZR S 4 (Dual Rear A-Arm)	2018		33-48412	33-08410
900 RZR XP	11-14	E**	33-48406	33-08410
900 RZR XP	11-14	P	33-48411	33-08400
900 RZR XP 4	12-14	E**	33-48406	33-08410
900 RZR XP 4	12-14	P	33-48411	33-08400
RZR XP TURBO (Rear Trailing Arm) Models: (LE / Dynamix)	16-20		33-48414	33-08410
RZR XP 4 TURBO (Rear Trailing Arm) Models: (LE / Dynamix)	16-20		33-48414	33-08410
RZR PRO XP Models: (Premium / Ultimate)	2020		33-48415	33-08410
Textron™				
500 Prowler	18-20	K**	33-18406	33-08410
Prowler Pro	19-20	A	33-18409	33-08410
Prowler Pro Crew	19-20	A	33-18409	33-08410
Wildcat Trail / Sport	18-20	P	33-18402	33-08400
Wildcat 1000	2018	P	33-18403	33-08400
Havoc	2018	B	33-18408	33-08410
Stampede	16-18	B	33-18408	33-08410
Yamaha™				
450 Rhino 4x4	06-11	**	33-38402	33-08410
660 Rhino 4x4	03-07	**	33-38402	33-08410
700 Rhino 4x4	08-13	**	33-38402	33-08410
Viking 4x4	14-21	A&N	33-38403	33-08410
Viking VI 4x4	15-21	A&N	33-38403	33-08410
Wolverine / R-Spec / SE	16-18	A&N	33-38404	33-08410
Wolverine X2 / R-Spec / SE	2019	A&N	33-38404	33-08410
Wolverine X4 / SE	18-19	A&N	33-38404	33-08410

NEW

HELMETS

HELMET ACCESSORIES

APPAREL

ACCESSORIES

TRACKS & SUSPENSION

STEERING

TRANS MISSION

PLOW & WINCH

WIND SHIELDS

BRAKES & CARB.

ENGINE PARTS

ELECTRICAL

TRAILER

CHEMICALS

TECH & TOOLS

P.O.P

BRONCO 60" ATV UNIVERSAL PLOW SYSTEM COMPLETE KIT

We've taken all of the guess work out of finding the right plow to fit the right machine. The complete kit comes with one 60" steel BRONCO Blade, one Standard Push tube and one Bronco ALL MOUNT. The all mount system fits most major machines brands.



Part No.	Description	Code	Keyword
33-07500	KIT PART NO. 1 - All Mount	B	25
33-07501	KIT PART NO. 2 - 60" Black	C	25
33-07502	KIT PART NO. 3 - Underbody Push Tube	C	25

60" PLOW BLADE

Bronco Blades are constructed of 11 gauge high-grade steel.

**FOR UNIT SPECIFIC MOUNTS
USE KFI MOUNTS
See Pages 593-596**

BRONCO PLOW ALL MOUNT

- Adjustable mount system that fits most major machine brands
- Minimizes number of machine-specific mounts that need to be inventoried
- Allows dealer to build one-kit-for-all inventory
- Mount designed to stay on machine and not interfere with normal operation or routine maintenance



STANDARD PUSH TUBE


May not be exactly as shown

**WILL FIT 80%
OF ALL ATV'S!**

PUSH TUBE REFURB KIT

All of the parts that come with the Push Tube in one kit.

Part No.	Code	Keyword
33-07661	B	25



WINDSHIELDS

2022 SNOW CATALOGUE

COBRA WINDSHIELD FITMENT GUIDE

CODE = B KEYWORD = 16B



Arctic Cat™ ProCross and ProClimb




Arctic Cat™ ProCross and ProClimb



Arctic Cat™ F Series



Arctic Cat™ Firecat



Arctic Cat™ M Series



Arctic Cat™ Firecat



Arctic Cat ZR3



Arctic Cat™ ZR2



Arctic Cat™ ZR



Arctic Cat™ ZRT2



Part No.	SKU	Profile	Height	Colour
----------	-----	---------	--------	--------

Arctic Cat™ ProCross/Climb

Fits all '18-'22 ProCross/ProClimb; '14-'17 7000 Series; '17 9000 Series				
513-8060	14521	Low	14"	Tint
513-8065	14530	Mid	17"	Clear W/Black Fade
513-8070	14540	Tall	19"	Clear W/Black Fade

Arctic Cat™ ProCross and ProClimb Chassis

Fits '12-'17 ProCross F/XF, ProClimb XF/M, ZR, Sno Pro 600; Will NOT fit '14-17 7000 or '17 9000 Series				
511-8805	12021	Low	14"	Tint
511-8800	12030	Mid	17"	Clear w Black Graphics
511-8810	12040	Tall	19"	Clear w Black Graphics

Arctic Cat™ F Series Chassis

Fits '16-'20 Lynx; '16-'20 Bearcat 2000; '07-'15 F-Series; '09 Z1; '07-'08 Jaguar, '09-'15 Bearcat; '08-'15 T and TZ-Series, (Does not fit turbo models)				
511-8650	12930	Tall	16.5"	Clear with black graphics
511-8690	12915	Low	12"	Black with black graphics

Arctic Cat™ Firecat Chassis

Fits '02-'03 Sno Pro; '03-'06 Firecat F5 / F6 / F7; '04-'06 Sabercat				
511-8710	12410	Extreme low	7"	Black
511-8510	12421	Low	14.25"	Black

Arctic Cat™ M Series Chassis

Fits '05-'11 M-Series; '06-'11 Crossfire; and Firecat/Sabercat models listed above				
511-8710	12410	Extreme Low	7"	Black
511-8670	12810	Low	14"	Black
511-8680	12823	Low	17"	Black

Part No.	SKU	Profile	Height	Colour
----------	-----	---------	--------	--------

Arctic Cat™ ZR3 Chassis

Fits '00-'06 ZR; '00-'01 Sno Pro; '01-'07 Z, ZL; Mountain Cat 570 / 600 / 800 / 900; Panther 340 / 440 / 550; '02-'04 Pantera; '03-'06 Bearcat (non-turbo) '02-'03 4-Stroke; '04-'06 King Cat				
511-8225	12333	Mid	16.25"	Tint
511-8013	12320	Low	13.75"	Black w Green Checks

Arctic Cat™ ZR2 Chassis

Fits '98-'99 ZRs; '98-'00 Powder Special, Z and ZL				
511-7610	12230	Mid	15"	Tint with black checks
511-7913	12220	Low	14"	Black with green checks

Arctic Cat™ ZRT2 Chassis

Fits '99-'02 Thundercat; ZRT 600 / 800; '99-'01 Triple Touring and Pantera; '01-'02 Mountain Cat 1000				
511-8110	12620	Low	13"	Black w White Checks

Arctic Cat™ ZRT Chassis

Fits '95-'98 ZRT & T-Cat, '96-'98 Pantera				
511-7810	12530	Mid	16.5"	Tint w Black Checks

COBRA WINDSHIELD FITMENT GUIDE

CODE = B KEYWORD = 16B



Ski Doo™ XS Chassis



Ski-Doo™ MXZ (S2000) Chassis



Ski-Doo™ Rev XP Chassis



Ski-Doo™ Rev Chassis - Dash Mounted



Ski-Doo™ ZX Chassis



Part No.	SKU	Profile	Height	Description
Ski-Doo™ XS & XM Chassis				
Fits '13-'18 MX Z (except Sport Carb, 1200, 850); '13 Renegade X & Backcountry X (except 1200); '14-'20 Renegade (except Sport Carb, 1200, 850); '14-'20 Freeride; '16-'18 Grand Touring; '14-'20 Summit (except Sport, 850); '19 Renegade Sport 600 Ace, Grand Touring Sport, Expedition Sport - Does NOT require new bezel cover - Does not fit Rev XR or XU models				
512-8815	13521	Low	14"	Tint
512-8800	13530	Mid	17"	Clear w/black graphics
512-8810	13540	Tall	19"	Clear w/black graphics 19"
Ski-Doo™ Rev XP Chassis				
Fits '08-'12 MX Z (except '08 550, '10-'11 1200); '14-'20 MX Z Sport Carb; '08-'11 GSX (except 550,1200); '09 GTX; '10-'12 Grand Touring 550, 600; '10-'13 Renegade (except 1200, '13 X & Backcountry X); '14-'20 Renegade Sport Carb; '13 Freeride; '14-20 Summit Sport; '10-'13 XM (except X & 800 e-tec); '09 Summit Everest X **- Does not require new bezel cover - Does not fit Rev XR or XU models				
512-8705	13412	Low	12"	Tint w black fade
512-8745	13413	Low	12"	black
512-8715	13422	Mid	15.25"	tint w black fade
512-8725	13432	Tall	17.5"	clear w black fade
512-8735	13441	Extra tall	20"	clear w black fade

Part No.	SKU	Profile	Height	Description
Ski-Doo™ Rev Chassis - Dash Mounted				
Fits '03-'07 Rev models; '08 GTX, GSX Fan, 550X, Summit Fan, Adrenaline; '09 GTX Fan				
512-8210	13021	Low	9.5"	black
512-8360	13030	Mid	11"	Matte black
512-8310	13031	Mid	11"	tint w black graphics
512-8510	13040	Tall	14.5"	tint
512-8610	13042	Tall	14.5"	Tint **fairing mount
Ski-Doo™ ZX Chassis				
Fits '99-'04 ZX platform				
512-7910	13223	Low	13.25"	black
512-7927	13225	Low	13.25"	Low, black w yellow checks
512-8025	13251	Tall	15.5"	Clear w/Black
Ski-Doo™ MXZ (S2000) Chassis				
Fits '95-'02 S-chassis				
512-7620	13120	Low	12.75"	black w yellow checks
512-7520	13130	Mid	15.5"	tint w checks

TERMS & INDEX
NEW
HELMETS
HELMET ACCESSORIES
APPAREL
ACCESSORIES
TRACKS & SUSPENSION
STEERING
TRANS MISSION
PLOW & WINCH
WIND SHIELDS
BRAKES & CARB.
ENGINE PARTS
ELECTRICAL
TRAILER
CHEMICALS
TECH & TOOLS
P.O.P

COBRA WINDSHIELD FITMENT GUIDE

CODE = B

KEYWORD = 16B



Polaris™ Pro-Ride



Polaris™ IQ, RMK and Switch Back



Polaris™ I.O. Race 440 & 600 Chassis



Polaris™ Axys



Polaris™ Edge Chassis



Polaris™ Gen II Chassis



Polaris™ Evolved



Polaris™ Aggressive



Polaris™ IQ, RMK and Switch Back



Part No.	SKU	Profile	Height	Description
Polaris™ Pro-Ride Chassis				
Fits '10-'14 Rush; '11 RMK 800, Switchback 800; '12-'15 Pro RMK, RMK, RMK Assault, Switchback; '13-'19 Indy; '16 Switchback Assault 600/800, RMK 600/800; '17-'19 Voyager 550; Voyager 155; '20-22 RMK EVO, Indy EVO, Indy Adventure, Indy 121", Indy LXT				
514-8805	11821	Low	16.5"	Tint
514-8800	11830	Mid	19"	Tint w/black fade
514-8810	11840	Tall	20.5"	Tint w/black fade
Polaris™ IQ, RMK and Switch Back				
Fits '16 Widetrak; '07-'15 IQ including '07-'11 RMK, Shift, and Switchback				
514-8719	11921	Low	11.5"	White
514-8710	11922	Low	11.5"	Black
514-8730	11931	Mid	13"	Clear w black graphic
514-8755	11940	Tall	14"	Clear w black graphic
Polaris™ I.O. Race 440 & 600 Chassis				
Fits '05-'15; '08-'09 IQ 600 RR				
514-8740	11712	Low	12"	Black
514-8750	11740	Tall	14"	Clear w/black fade
Polaris™ Edge Chassis				
Fits '99-'10 Edge chassis models - including Trail Touring DLX; 340, Touring; 340/550LX, Trail RMK, Super Sport				
514-8310	11511	Extreme low	8.5"	Black
514-8210	11520	Low	11.5"	Black w white checks
514-8520	11533	Mid	13.25"	Tint w black base and white checks
Polaris™ Gen II Chassis				
Fits '99-'02 Indy including '01-'02 800XCR; '01 RMK, SKS, '99 Sport Touring; '00-'01 500/700 Classic; '00-'02 Touring (except 340); '03 500/600 Classic Touring, Sport/Trail Touring; '02 RMK 500, Trail RMK, SKS 700; '01-'14 & '18-'19 Wide Track				
514-8010	11220	Low	10"	Black w white checks
514-7920	11230	Mid	15"	Tint w black checks

Part No.	SKU	Profile	Height	Description
Polaris™ Evolved Chassis				
Fits '93-'99 Indy including Indy 440, 500; '95-'99 Trail, XLT Classic and Touring				
514-7620	11320	Low	12"	black
514-7610	11330	Mid	15.5"	tint with black accent graphics
Polaris™ Aggressive Chassis				
Fits '96-'99 Indy models featuring split headlight, including '96-'97 600 XCR SP; '99 800 XCR; '96-'98 Storm; '97-'98 Ultra SPX, SE, Touring; '98-'99 XLT, SP XCR 700				
514-7710	11430	Mid	13.5"	tint with black accent graphics
Polaris™ Standard Indy Chassis				
Fits '88-'98 Indy ("square jaw", recessed headlight, nose cone front-end)				
514-7810	11120	Low	11.5"	Black w white checks
514-7509	11133	Low	11.5"	Tint w white checks
514-7510	11130	Mid	14"	Tint w black checks
514-7504	11131	Mid	14"	Tint w purple checks
514-7500	11132	Mid	14"	Clear w racer graphics
514-7809	11123	Mid	14"	White w black checks
Polaris™ Axys				
Fits '15-'20 Rush; '15-'20 Switchback Adventure; '15-'21 Switchback Pro-S, Pro-X, XCR; '16-'21 Pro-RMK, RMK Assault, SKS, KHAOS; '17-'21 RMK; '17-'21 Switchback Assault; '17-'19 Voyager 600; '20-'21 Voyager 144; '18-'22 Titan; '19-'21 Indy XC; '21-'22 Indy Adventure, Indy SP; 2022 Pro RMK Axys, Khaos Axys, RMK 144				
514-1610	11621	Low	16"	Tint
514-1620	11630	Mid	18.5"	Clear w/Black Graphics
514-1630	11640	Tall	20.5"	Clear w/Black Graphics



Polaris™ Standard Indy Chassis



Yamaha™ SR Viper



Yamaha™ Apex/Attak



Yamaha™ Viper Chassis



Part No.	SKU	Profile	Height	Description
Yamaha™ SR Viper				
Fits '14-'20 SR Viper; '17-'20 Sidewinder				
513-8060	14521	Low	14"	Tint
513-8065	14530	Mid	17"	Clear W/Black Fade
513-8070	14540	Tall	19"	Clear W/Black Fade
Yamaha™ Apex/Attack				
Fits '06-'10 Apex; '06-'07 Attak; '08-'18 RS Vector				
513-8730	15640	Tall	18.5"	Clear w Black Fade
Yamaha™ Viper Chassis				
Fits '02-'04 SX Viper and SX Viper ER; '05 Venom ER				
513-8002	14332	Mid	12"	Clear



TERMS & INDEX
NEW
HELMETS
HELMET ACCESSORIES
APPAREL
ACCESSORIES
TRACKS & SUSPENSION
STEERING
TRANS MISSION
PLOW & WINCH
WIND SHIELDS
BRAKES & CARB.
ENGINE PARTS
ELECTRICAL
TRAILER
CHEMICALS
TECH & TOOLS
P.O.P

SNO-STUFF WINDSHIELDS



Diversity is something we have come to expect from the powersports industry. Colors, shapes, sizes...we want it all. Well good news, our quality line of Sno-Stuff windshields does not disappoint. High, low, med, clear, smoke, colored graphics, no graphics, custom flared, or OEM replacement— the choice is yours. In our case, looks and quality go hand in hand. All our windshields are made from super strong, crystal clear material and are produced under high standards for quality assurance. Our standard windshields are, in most cases, exact OEM replicas. For those of you who want to make a statement, check out our Custom / Flared sections for hot new graphics and styling. Either way diversity, choice, and quality are the name of the game.

• Remember when ordering windshields that the retainers, o-rings, and darts need to be purchased separately.

MEASURING YOUR WINDSHIELD To get an accurate measurement for your windshield, measure from the top of the dash to the tip of the windshield. Subtract one inch for the tabs.

ARCTIC CAT™

Model	Year	Colour	Height	OEM	Part No.	Code	Keyword
4-Stroke	2002-03				SEE SECTION 1	—	—
Bearcat (Wide Track)	96-02				SEE SECTION 3	—	—
Bearcat (exc. T660)	2003-08				SEE SECTION 1	—	—
Cheetah	78-79	Smoke	16"	0106-850	511-0820	B	16B
Cheetah	93-94	Smoke	High 19"	0606-780	511-3020	B	16B
Cheetah Touring	89-92	Smoke	High 19"	0606-780	511-3020	B	16B
Cougar	86-88	Smoke	Low 14"	0606-036	511-2020	B	16B
Cougar	89-92	Smoke	High 19"	0606-780	511-3020	B	16B
Cougar	93-94	Smoke	High 20"	0606-839	511-3220	B	16B
Cougar	95-98				SEE SECTION 5	—	—
Crossfire	2006-11	Solid Black	Low 14"	3606-868	511-5401	B	16B
Crossfire	2006-11	Smoke	Med	4606-117	511-5400	B	16B
Crossfire	2006-11	Black Graphics on Clear	High	4639-227	511-5402	B	16B
El Tigre	73-74	Smoke	10"	0116-369	511-0320	B	16B
El Tigre	78-84	Smoke	Med 14"	0106-937	511-5403	B	16B
EXT Special	91				SEE SECTION 7	—	—
EXT	92				SEE SECTION 7	—	—
EXT 580	94-98				SEE SECTION 3	—	—
EXT 600	97-98				SEE SECTION 5	—	—
Firecat	2003-06	Solid Black	Low 14"	3606-250	511-5410	B	16B
Firecat	2003-06	Black Graphics on Clear	High 17"	2639-923	511-5408	B	16B
Jag (leaf spring)	85-91	Smoke	Med 13 1/2"	0636-633	511-1920	B	16B
Jag AFS	89-90	Smoke	Low 14"	0606-036	511-2020	B	16B
Jag AFS	91-93	Smoke	High 19"	0606-780	511-3020	B	16B
Jag AWS	92-96	Smoke	High 20"	0606-839	511-3220	B	16B
Jag	97-99				SEE SECTION 6	—	—
King Cat	Apr-06				SEE SECTION 1	—	—
Lynx	91-92	Smoke	Low 14"	0606-036	511-2020	B	16B
Lynx	93	Smoke	High 19"	0606-780	511-3020	B	16B
M Series	2005-11	Solid Black	Low 14"	3606-868	511-5401	B	16B
M Series	2005-11	Smoke	Med	4606-117	511-5400	B	16B
M Series	2005-11	Black Graphics on Clear	High	4639-227	511-5402	B	16B
Mountain Cat (exc. 1000)	2001-04				SEE SECTION 1	—	—
Pantera	76-79	Smoke	15"	0106-681	511-0920	B	16B
Pantera	80-81	Smoke	18"	N/A	511-1620	B	16B
Pantera	85	Smoke	Med 14"	0606-053	511-5403	B	16B
Pantera	90	Smoke	High 19"	0606-780	511-3020	B	16B
Pantera	91-94				SEE SECTION 7	—	—
Pantera	95-98				SEE SECTION 5	—	—
Pantera	2002-05				SEE SECTION 1	—	—
Panther	78-79	Smoke	16"	0106-850	511-0820	B	16B
Panther	80-86	Smoke	18"	N/A	511-1620	B	16B
Panther	87-88	Smoke	15 1/2"	0606-110	511-5407	B	16B
Panther	90	Smoke	Low 14"	0606-036	511-2020	B	16B
Panther	91	Smoke	High 19"	0606-780	511-3020	B	16B
Panther	92-95	Smoke	High 20"	0606-839	511-3220	B	16B
Panther	96-97				SEE SECTION 5	—	—
Panther 340 / 440	98				SEE SECTION 6	—	—
Panther 550	98				SEE SECTION 5	—	—
Panther	99-00				SEE SECTION 6	—	—
Panther	2001-08				SEE SECTION 1	—	—
Powder Extreme	97-98				SEE SECTION 5	—	—
Powder Special	97				SEE SECTION 3	—	—
Powder Special	98-00				SEE SECTION 2	—	—
Prowler	91-94				SEE SECTION 7	—	—



Section	Page #
Section 1	607
Section 2	607
Section 3	607
Section 5	607
Section 6	607
Section 7	607

TERMS & INDEX
NEW
HELMETS
HELMET ACCESSORIES
APPAREL
ACCESSORIES
TRACKS & SUSPENSION
STEERING
TRANS MISSION
PLOW & WINCH
WIND SHIELDS
BRAKES & CARB.
ENGINE PARTS
ELECTRICAL
TRAILER
CHEMICALS
TECH & TOOLS
P.O.P



ARCTIC CAT™

Model	Year	Colour	Height	OEM	Part No.	Code	Keyword
Prowler	95				SEE SECTION 5	—	—
Puma	94-96	Smoke	High 20"	0606-839	511-3220	B	16B
Puma	97				SEE SECTION 6	—	—
Sabercat	2004-06	Solid Black	Low 14"	3606-250	511-5410	B	16B
Sabercat	2004-06	Black Graphics on Clear	High 17"	2639-923	511-5408	B	16B
Super Jag	87-88	Smoke	15 1/2"	0606-110	511-5407	B	16B
Thundercat	96-98				SEE SECTION 5	—	—
Wildcat	95-96				SEE SECTION 3	—	—
Z	95-97				SEE SECTION 3	—	—
Z	98-00				SEE SECTION 2	—	—
Z	2001-07				SEE SECTION 1	—	—
ZL	97				SEE SECTION 3	—	—
ZL	98-00				SEE SECTION 2	—	—
ZL	2001-03				SEE SECTION 1	—	—
ZR	93-97				SEE SECTION 3	—	—
ZR	98-99				SEE SECTION 2	—	—
ZR	2000-06				SEE SECTION 1	—	—
ZRT	95-98				SEE SECTION 5	—	—



Section	Page #
Section 1	607
Section 2	607
Section 3	607
Section 5	607
Section 6	607
Section 7	607

STANDARD REPLACEMENT WINDSHIELDS - ARCTIC CAT™

Designed with the stock look in mind, our Standard replacement offers the same graphics, shape, and height profiles as the OEM windshield that came with your sled. In most cases, we also offer additional height and color choices that you cannot get from your sled manufacturer yet remain true to the STOCK look, while adding a little extra comfort and style.

SECTION 1 ZR3




Colour	Height	OEM	Part No.	Code	Keyword
Black Graphics on Smoke	-	0638-781	511-5409	B	16B

SECTION 2 ZR




Colour	Height	OEM	Part No.	Code	Keyword
Black graphics on smoke	Med-low 16.5"	—	511-4130	B	16B

SECTION 3 ZR



Colour	Height	OEM	Part No.	Code	Keyword
Solid Black	Low 14"	N/A	511-1320	B	16B
Smoke	High 20"	0638-420	511-2500	B	16B

SECTION 5 ZRT



Colour	Height	OEM	Part No.	Code	Keyword
Smoke	Extra Wide 18"	0616-537	511-3420	B	16B
Smoke	12.5"	0638-831	511-3820	B	16B
Smoke	Std 18"	0616-771	511-3920	B	16B

SECTION 6 JAG



Colour	Height	OEM	Part No.	Code	Keyword
Black Graphics on Smoke	Std 18"	N/A	511-1010	B	16B
Black Graphics on Clear	Std 18"	1606-066	511-1000	B	16B

SECTION 7 PROWLER



Colour	Height	OEM	Part No.	Code	Keyword
Smoke	High 18"	0606-722	511-2420	B	16B

SNO-STUFF WINDSHIELDS

SKI-DOO™



Model	Year	Colour	Height	OEM	Part No.	Code	Keyword
Blizzard 5500/9500 (Will Not Fit A Blizzard MX RV Chassis)	79	Smoke	Med. 13 1/2"	414 381 000	512-4320	B	16B
Blizzard	80	Smoke	Med. 13 1/2"	414 381 000	512-4320	B	16B
Cheyene	89-91	Smoke	High 18"	414 593 200	512-1320	B	16B
Citation	80-84	Smoke	Med. 13"	414 483 300	512-4620	B	16B
Citation	85-90	Clear	High 16"	414 622 600	512-4800	B	16B
Elan	80-90	Clear	16 1/2"	414 557 500	512-3220	B	16B
Everest	80-83	Smoke	Med. 13 1/2"	414 381 000	512-4320	B	16B
Formula Mx	86-90	Solid black	Low 15"	414 583 700	512-4210	B	16B
Formula Plus	86-90	Solid black	Low 15"	414 583 700	512-4210	B	16B
Formula Mach I	89-90	Solid black	Low 15"	414 583 700	512-4210	B	16B
Formula Mach I	91-94				SEE SECTION 18	—	—
Formula Mx	91-94				SEE SECTION 18	—	—
Formula Plus	91-94				SEE SECTION 18	—	—
Formula Efi	94				SEE SECTION 18	—	—
Formula S / Sl / Sls	95-98				SEE SECTION 16	—	—
Formula 500 / 583	97-98				SEE SECTION 15	—	—
Formula Z	97-99				SEE SECTION 15	—	—
Formula Sl	98-99				SEE SECTION 15	—	—
Formula III	98-00				SEE SECTION 14	—	—
Formula Deluxe	99				SEE SECTION 15	—	—
Formula Deluxe 380F/500F/500 Lc	2000-01				SEE SECTION 16	—	—
Formula Deluxe 600 / 700	2000-01				SEE SECTION 13	—	—
Formula S	2000-01				SEE SECTION 16	—	—
Formula Z 500	2000				SEE SECTION 16	—	—
Formula Z 600 / 700	2000-01				SEE SECTION 13	—	—
Grand Lux	85-86	Smoke	Low 15"	414 593 200	512-1320	B	16B
Grand Touring	93-94				SEE SECTION 18	—	—
Grand Touring 500	96				SEE SECTION 16	—	—
Grand Touring 500 / 583	97-99				SEE SECTION 15	—	—
Grand Touring 700 / 800 / Se	98-00				SEE SECTION 14	—	—
Grand Touring 600	2000				SEE SECTION 13	—	—
Grand Touring 500 / 600 / 700	2001				SEE SECTION 13	—	—
Grand Touring 800 Se	2001				SEE SECTION 14	—	—
Grand Touring	2002-03				SEE SECTION 13	—	—
GSX	2004-05	Clear	Mobile high 16"	517 303 094	512-0504	B	16B
GSX	2004-05	Smoke	Mobile med 14"	517 302 443	512-0505	B	16B
GSX	2006-07	Clear	Fixed high 15.5"	517 303 509	512-0503	B	16B
GSX 550F	2008-09	Clear	Fixed high 15.5"	517 303 509	512-0503	B	16B
Legend / Legend GT	2002-05				SEE SECTION 13	—	—
Mach I / Mach Z	98-03				SEE SECTION 14	—	—
Mx Z	96				SEE SECTION 16	—	—
Mx Z	97-98				SEE SECTION 15	—	—
Mx Z 440F / 500 / 670	99				SEE SECTION 15	—	—
Mx Z 440Lc / 600	99				SEE SECTION 13	—	—
Mx Z (Exc. Fan Cooled)	2000-01				SEE SECTION 13	—	—
Mx Z Fan Cooled	2000-01				SEE SECTION 16	—	—
Mx Z (Exc. Rev)	2002-04				SEE SECTION 13	—	—
Mx Z Rev	2003-05	Smoke	Mobile med 14"	517 302 443	512-0505	B	16B
Mx Z Rev	2003-05	Clear	Mobile high 16"	517 303 094	512-0504	B	16B
Mx Z Rev	2006-08	Smoke	Fixed med	517 303 511	512-0507	B	16B
Mx Z Rev 550F	2008	Smoke	Fixed med	517 303 511	512-0507	B	16B
Safari	85-89	Smoke	Med. 15"	414 593 200	512-1320	B	16B
Safari	90-94	Clear	High 20 1/2"	414 775 800	512-2700	B	16B
Saga	89-90	Smoke	Med. 18"	414 593 200	512-1320	B	16B
Scout	89-90	Smoke	Med. 18"	414 593 200	512-1320	B	16B
Skandic li	93-94	Clear	High 20 1/2"	414 775 800	512-2700	B	16B
Skandic 380 / 500	95-01				SEE SECTION 16	—	—
Skandic Sport	2003-04				SEE SECTION 13	—	—



*512-4320

*Note: Cutout for headlight is on this windshield



512-3220



512-4210



512-2230



512-2420

Section	Page #
Section 13	609
Section 14	609
Section 15	609
Section 16	609
Section 18	609

SNO-STUFF WINDSHIELDS



SKI-DOO™

Model	Year	Colour	Height	OEM	Part No.	Code	Keyword
Summit	96				SEE SECTION 16	—	—
Summit	97-98				SEE SECTION 15	—	—
Summit (Exc. 600)	99				SEE SECTION 15	—	—
Summit 600	99				SEE SECTION 13	—	—
Summit (Exc. 500)	2000-01				SEE SECTION 13	—	—
Summit 500	2000-01				SEE SECTION 16	—	—
Summit (Exc. Rev)	2002-04				SEE SECTION 13	—	—
Summit Rev	2004-07	Smoke w/ black graphics	Fixed med 14"	517 303 174	512-0501**	B	16B
Summit Rev 550F / 600	2008-09	Smoke w/ black graphics	Fixed med 14"	517 303 174	512-0501**	B	16B
Touring E / L / Le / SLE	95-00				SEE SECTION 16	—	—
Touring 500 Lc	2000				SEE SECTION 15	—	—
Touring 380F / 500F	2001				SEE SECTION 16	—	—
Tundra	85-04	Clear	High 16"	414 622 600	512-4800	B	16B

Section	Page #
Section 13	609
Section 14	609
Section 15	609
Section 16	609
Section 18	609

** May be installed on 04-07 MZ ZX models using Ski-Doo hardware kit PN# 861-789-900* ZX Standard

STANDARD REPLACEMENT WINDSHIELDS - SKI-DOO™

Designed with the stock look in mind, our Standard replacement offers the same graphics, shape, and height profiles as the OEM windshield that came with your sled. In most cases, we also offer additional height and color choices that you cannot get from your sled manufacturer yet remain true to the STOCK look, while adding a little extra comfort and style.

SECTION 13 ZX



Colour	Height	OEM	Part No.	Code	Keyword
Smoke	Low 12.5"	N/A	512-0502	B	16B

SECTION 14 CK3



Colour	Height	OEM	Part No.	Code	Keyword
Yellow Checks on Solid Yellow	Med-Low 13.5"	N/A	512-7030	B	16B

SECTION 15 S2000



512-2210



512-2230

Colour	Height	OEM	Part No.	Code	Keyword
Solid Black	Low 8"	414-795-900	512-2210	B	16B
Smoke	High 12.5"	414-050-500	512-2230	B	16B

SECTION 16 S2000 STANDARD REPLACEMENT




512-2420



512-2300

Colour	Height	OEM	Part No.	Code	Keyword
Smoke W/S	Low 13"	414-8873-00	512-2420	B	16B
Solid Black W/S	Low 13"	414-8873-00	512-2410	B	16B
Clear W/S	High 21"	414-8872-00	512-2300	B	16B

SECTION 18 FORMULA STANDARD REPLACEMENT



Colour	Height	OEM	Part No.	Code	Keyword
Smoke WS	Med 27.25"	414-7707-00	512-2110	B	16B

TERMS & INDEX
NEW
HELMETS
HELMET ACCESSORIES
APPAREL
ACCESSORIES
TRACKS & SUSPENSION
STEERING
TRANS MISSION
PLOW & WINCH
WIND SHIELDS
BRAKES & CARB.
ENGINE PARTS
ELECTRICAL
TRAILER
CHEMICALS
TECH & TOOLS
P.O.P

SNO-STUFF WINDSHIELDS

POLARIS™



Model	Year	Colour	Height	Oem	Part No.	Code	Keyword
Apollo	79-80	Clear	High 17 1/2"	5430525	514-1600	B	16B
Apollo	79-80	Clear	Med 14"	5430564	514-3600	B	16B
Centurion Indy	81-82	Smoke	Med 13 1/2"	5430691	514-2400	B	16B
Centurion Indy	81-82	Clear	X-High 22 1/2"	5430497	514-1801	B	16B
Centurion Indy	81-82	Smoke	Low 9"	2870533	514-5820	B	16B
Centurion Indy	81-82	Smoke	High 17"	5430694	514-0320	B	16B
Centurion Indy	81-82	Clear	High 17"	N/A	514-5700	B	16B
Charger	69-71	Clear	13 3/4" X 31 1/2" Not Formed	5850011	514-4200*	B	16B
Classic/Touring	89-93				SEE SECTION 11	—	—
Classic/Touring	94-99				SEE SECTION 9	—	—
Classic 500/700	2000-01				SEE SECTION 8	—	—
Classic 600	2001				SEE SECTION 12	—	—
Classic (Edge)	2002-06				SEE SECTION 12	—	—
Classic (Iq)	2006	Clear	High	5436242	514-3000	B	16B
Classic (Iq)	2006	Clear	Low	5435521	514-0500	B	16B
Classic Touring 500/600	2000-03				SEE SECTION 8	—	—
Classic Touring 700	2003				SEE SECTION 12	—	—
Cobra	79	Clear	High 17 1/2"	5430525	514-1600	B	16B
Cobra	79	Clear	Med 14"	N/A	514-3600	B	16B
Cutlass	81-82	Clear	High 16"	5430642	514-2100	B	16B
Cutlass	81-82	Smoke	High 16"	5430734	514-2020	B	16B
Dragon	2007	Clear	Low	5435521	514-0500	B	16B
Dragon	2007	Clear	High	5436242	514-3000	B	16B
Edge Touring	2004-08				SEE SECTION 12	—	—
Edge LX	2007-08				SEE SECTION 12	—	—
Frontier/Touring	2003-05				SEE SECTION 12	—	—
Galaxy	80-81	Clear	High 17 1/2"	5430567	514-1600	B	16B
Galaxy	80-81	Clear	Med 14"		514-3600	B	16B
Gemini	79-83	Clear	High 17 1/2"	5430525	514-1600	B	16B
Gemini	79-83	Clear	Med 14"	5430564	514-3600	B	16B
Indy 340/Deluxe/Touring	99-03	Clear	Med 17 1/2"	5433389	514-6700	B	16B
Indy 340 Deluxe/Touring	99-03	Clear	High 19"	5432842	514-6720	B	16B
Indy 340 Edge/Classic	2003				SEE SECTION 12	—	—
Indy 340	2004				SEE SECTION 12	—	—
Indy 400	84-87	Smoke	Med 13 1/2"	5430691	514-2400	B	16B
Indy 400	84-87	Clear	X-High 22 1/2"	2870497	514-1801	B	16B
Indy 400	84-87	Smoke	Low 9"	2870533	514-5820	B	16B
Indy 400	84-87	Smoke	High 17"	5430694	514-0320	B	16B
Indy 400	84-87	Clear	High 17"	N/A	514-5700	B	16B
Indy 400	88-91				SEE SECTION 11	—	—
Indy 440	92-93				SEE SECTION 11	—	—
Indy 440	94-98				SEE SECTION 9	—	—
Indy 500	89-93				SEE SECTION 11	—	—
Indy 500	94-99				SEE SECTION 9	—	—
Indy 500	2000				SEE SECTION 8	—	—
Indy 500	2001-06				SEE SECTION 12	—	—
Indy 600	83-87	Smoke	Med 13 1/2"	5430691	514-2400	B	16B
Indy 600	83-87	Clear	X-High 22 1/2"	2870497	514-1801	B	16B
Indy 600	83-87	Smoke	Low 9"	2870533	514-5820	B	16B
Indy 600	83-87	Smoke	High 17"	5430694	514-0320	B	16B
Indy 600	83-87	Clear	High 17"	N/A	514-5700	B	16B
Indy 650	88-92				SEE SECTION 11	—	—
Indy 800 Le	2001				SEE SECTION 12	—	—
Iq / Iq Touring	2006-13	Clear	High	5436242	514-3000	B	16B
Iq / Iq Touring	2006-13	Clear	Low	5435521	514-0500	B	16B
Lite	91-98	Clear	High 18 1/2"	5431207	514-1900	B	16B
Lite	91-98	Clear	Med 16"	5451483	514-6400	B	16B
Lite	91-98	Clear	X-High 21"	5431338	514-6100	B	16B
Longtrack	83-89	Smoke	16 1/2"	5430692	514-3800	B	16B
Pro X	2001-04				SEE SECTION 12	—	—
RMK 600/700	97-98				SEE SECTION 11	—	—
RMK 500	99				SEE SECTION 9	—	—
RMK 600/700/Trail	99				SEE SECTION 8	—	—
RMK	2000-01				SEE SECTION 8	—	—
RMK 500/Trail	2002-03				SEE SECTION 8	—	—
RMK 600/700/800	2002-03				SEE SECTION 12	—	—
RMK (Edge)	2004-11	Red W/White Checks	Low 12 1/2"		SEE SECTION 12	—	—
RMK (Iq)	2005-11	Clear	Low	5435521	514-0500	B	16B
RXL	90-97				SEE SECTION 11	—	—
SS	81-86	Clear	High 16"	5430642	514-2100	B	16B
SS	81-86	Smoke	High 16"	5430734	514-2020	B	16B
SKS 700	97-98				SEE SECTION 11	—	—
SKS	99-02				SEE SECTION 8	—	—



514-1000



514-1801

Section	Page #
Section 8	612
Section 9	612
Section 10	612
Section 11	612
Section 12	612

* 514-6010 Edge Standard Replacement Windshields

SNO-STUFF WINDSHIELDS

POLARIS™



Model	Year	Colour	Height	Oem	Part No.	Code	Keyword
SKS	2003				SEE SECTION 12	—	—
Sport	83-86	Clear	High 16"	5430642	514-2100	B	16B
Sport	83-86	Smoke	High 16"	5430734	514-2020	B	16B
Sport	87-89	Smoke	Med 13 1/2"	5430691	514-2400	B	16B
Sport	87-89	Clear	X-High 22 1/2"	2870497	514-1801	B	16B
Sport	87-89	Smoke	Low 9"	2870533	514-5820	B	16B
Sport	87-89	Smoke	High 17"	5430694	514-0320	B	16B
Sport	87-89	Clear	High 17"	N/A	514-5700	B	16B
Sport	90-98				SEE SECTION 11	—	—
Sport	99				SEE SECTION 8	—	—
Sport Touring	2000-03				SEE SECTION 8	—	—
Sport Touring	2004				SEE SECTION 12	—	—
Sprint	86-90	Clear	High 16"	5430642	514-2100	B	16B
Sprint	86-90	Smoke	High 16"	5430734	514-2020	B	16B
Star/SS/Twin	83-90	Clear	High 16"	5430642	514-2100	B	16B
Star/SS/Twin	83-90	Smoke	High 16"	5430734	514-2020	B	16B
Star LT	84	Smoke	16 1/2"	5430692	514-3800	B	16B
Starfire	76-77	Clear	High 16"	5430489	514-5000	B	16B
Starlite	91-95	Clear	High 18 1/2"	5431207	514-1900	B	16B
Starlite	91-95	Clear	Med 16"	5451483	514-6400	B	16B
Starlite	91-95	Clear	X-High 21"	5431338	514-6100	B	16B
Star Trak	87-92	Smoke	16 1/2"	5430692	514-3800	B	16B
Storm	93-95				SEE SECTION 11	—	—
Storm	96-98				SEE SECTION 10	—	—
Super Sport	94-98				SEE SECTION 11	—	—
Super Sport	99-00				SEE SECTION 8	—	—
Super Sport	2001-08				SEE SECTION 12	—	—
Super Trak	89-92				SEE SECTION 11	—	—
Switchback (Edge)	2004-05				SEE SECTION 12	—	—
Switchback (lq)	2005-10	Clear	Low	5435521	514-0500	B	16B
Switchback (lq)	2005-10	Clear	High	5436242	514-3000	B	16B
Touring 600	2000				SEE SECTION 8	—	—
Trail	83-89	Smoke	Med 13 1/2"	5430691	514-2400	B	16B
Trail	83-89	Clear	X-High 22 1/2"	2870497	514-1801	B	16B
Trail	83-89	Smoke	Low 9"	2870533	514-5820	B	16B
Trail	83-89	Smoke	High 17"	5430694	514-0320	B	16B
Trail	83-89	Clear	High 17"	5430694	514-5700	B	16B
Trail	90-94				SEE SECTION 11	—	—
Trail	95-99				SEE SECTION 9	—	—
Trail Touring	2000-03				SEE SECTION 8	—	—
Trail Touring	2004-10				SEE SECTION 12	—	—
Transport	96-98				SEE SECTION 11	—	—
Transport	99				SEE SECTION 8	—	—
Transport	2008-10				SEE SECTION 12	—	—
Triumph	2000				SEE SECTION 8	—	—
Tx	73	Clear	High	5430263	514-4500	B	16B
Tx	76-79	Clear	High 16"	5430489	514-5000	B	16B
Tx	80	Clear	16"	5430578	514-5100	B	16B
Tx-C	79	Clear	15"	5430528	514-5200	B	16B
Tx-C	80-81	Clear	16"	5430578	514-5100	B	16B
Tx-L	77-78	Clear	High 16"	5420489	514-5000	B	16B
Tx-L Indy	80-85	Smoke	Med 13 1/2"	5430691	514-2400	B	16B
Tx-L Indy	80-85	Clear	X-High 22 1/2"	2870497	514-1801	B	16B
Tx-L Indy	80-85	Smoke	Low 9"	2870533	514-5820	B	16B
Tx-L Indy	80-85	Smoke	High 17"	5430694	514-0320	B	16B
Tx-L Indy	80-85	Clear	High 17"	N/A	514-5700	B	16B
Ultra	96-98				SEE SECTION 11	—	—
Ultra Spx	97				SEE SECTION 10	—	—
Ultra Touring	97-98				SEE SECTION 10	—	—
Widetrak Gt/Lx	90-98				SEE SECTION 11	—	—
Widetrak Lx	99-11				SEE SECTION 8	—	—
Xc	92-98				SEE SECTION 11	—	—
Xc	99-00				SEE SECTION 8	—	—
Xc 600 Sp (Racer)	2000				SEE SECTION 12	—	—
Xc	2001-07				SEE SECTION 12	—	—
Xcf	97-98				SEE SECTION 11	—	—
Xcf	99				SEE SECTION 8	—	—
Xcf 440/Xcf Sp (Racer)	2000-01				SEE SECTION 12	—	—
Xcr 440/600	94-96				SEE SECTION 11	—	—
Xcr 440 (Std)	99				SEE SECTION 8	—	—
Xcr 440 (Racer)	99-00				SEE SECTION 12	—	—
Xcr 600 Sp	96-98				SEE SECTION 10	—	—
Xcr 700/800	98-99				SEE SECTION 10	—	—
Xcr 800	2000-03				SEE SECTION 8	—	—
Xlt	93-98				SEE SECTION 11	—	—
Xlt Classic/Limited/Touring	95-99				SEE SECTION 9	—	—
Xlt Special	98-99				SEE SECTION 10	—	—



514-0320



514-5820

Section	Page #
Section 8	612
Section 9	612
Section 10	612
Section 11	612
Section 12	612

* 514-6010 Edge Standard Replacement Windshields

TERMS & INDEX
NEW
HELMETS
HELMET ACCESSORIES
APPAREL
ACCESSORIES
TRACKS & SUSPENSION
STEERING
TRANS MISSION
PLOW & WINCH
WIND SHIELDS
BRAKES & CARB.
ENGINE PARTS
ELECTRICAL
TRAILER
CHEMICALS
TECH & TOOLS
P.O.P

SNO-STUFF WINDSHIELDS

POLARIS™ WINDSHIELDS

Unique styling and graphics is what sets these windshields apart from our Standard replacements. Bold graphics make that custom statement for your sled while the unique flare design offers superior hand and upper body protection from the elements. If you're looking for more, then choose from our Custom / Flared Windshield selection.

SECTION 8 GEN II CUSTOM/FLARED



SECTION 9 EVOLVED STANDARD REPLACEMENT



Colour	Height	OEM	Part No.	Code	Keyword	Colour	Height	OEM	Part No.	Code	Keyword
Black Graphics on Smoke W/S	Low 13"	N/A	514-1500	B	16B	Solid Black W/S	Low 9.5"	5431447	514-0920	B	16B
Solid Black	Low 13"	N/A	514-1550	B	16B	Smoke W/S	Std 17.75"	5431930	514-1320	B	16B
White Checker w/White	Low 13"	N/A	514-1540	B	16B	Clear W/S	Std 17.75"	5431465	514-1420	B	16B
Lightning Bolt on Black						Black Graphics on Smoke	Std 17.75"	5431930	514-1430	B	16B
White Checkerboard on Smoke W/S	Low 13"	N/A	514-1530	B	16B	Black Graphics on Clear	Std 17.75"	5431465	514-1220	B	16B
Black Graphics on Smoke W/S	High 17"	N/A	514-1510	B	16B	Clear W/S	High 20"	5431590	514-0900	B	16B

SECTION 10 AGGRESSIVE



SECTION 11 INDY



Colour	Height	OEM	Part No.	Code	Keyword	Colour	Height	OEM	Part No.	Code	Keyword
Solid Black	Low 11.5"	N/A	514-0710	B	16B	Black Graphics on Smoke	high 17.5"	N/A	514-1000	B	16B
Black Graphics on Clear	High 15"	2871388	514-0720	B	16B						

SECTION 11 STANDARD INDY STANDARD REPLACEMENT



Colour	Height	OEM	Part No.	Code	Keyword
Black Graphics on Clear W/S	Std 15.5"	5430964	514-6020	B	16B
Smoke W/S	Low 9"	2870785	514-0820	B	16B
Solid Black W/S	Low 9"	N/A	514-0810	B	16B
Smoke W/S	Std 15.5"	5431144	514-1020	B	16B
Clear W/S	High 19.5"	5431118	514-1060	B	16B
Clear W/S	Std 21"	5431630	514-1100	B	16B

SECTION 12 EDGE STANDARD REPLACEMENT



Colour	Height	OEM	Part No.	Code	Keyword
Black Graphics on Smoke	Med 14"	N/A	514-6010	B	16B

SNO-STUFF WINDSHIELDS

YAMAHA™

Model	Year	Colour	Height	OEM	Part No.	Code	Keyword
Bravo	84-93	Clear	18"	8V7-77210-00	513-4200	B	16B
Bravo T / LT	87-00	Clear	21 1/2"	86D-77210-00	513-4400	B	16B
EL433	73	Clear	14"	841-77210-00	513-2000	B	16B
Enticer 250 / 300	77-83	Clear	12"	8F3-77210-00	513-0500	B	16B
Enticer	84-91	Smoke	12"	8X1-77210-00	513-0200	B	16B
Enticer II LT	92-95	Clear	18"	89X-77210-00	513-4600	B	16B
EW433C	73	Clear	14"	838-77210-00	513-2000	B	16B
EW643B	73	Clear	14"	850-77210-00	513-2000	B	16B
Excel III	81-83	Clear	12"	8N5-77210-00	513-0500	B	16B
Excel III	84-88	Smoke	12"	8X1-77210-00	513-0200	B	16B
Exciter	76-81	Smoke	11"	N/A	513-1320	B	16B
Exciter	76-81	Clear	11"	8A5-77210-00	513-1300	B	16B
Exciter	87-90	Clear	med 10 1/2"	N/A	513-2100	B	16B
Exciter	87-90	Solid Black	7 1/2"	N/A	513-5310	B	16B
GP 292 / 338 / 433	73	Clear	14"	844-77210-00	513-2000	B	16B
GP 643	73	Clear	14"	838-77210-00	513-2000	B	16B
GP 338 / 433	74-75	Clear	14"	8A1-77210-00	513-2000	B	16B
GP 440	76-78	Clear	14"	8A1-77210-00	513-2000	B	16B
Mountain Max 800	97				SEE SECTION 22	—	—
Mountain Max 600 / 700	97-00				SEE SECTION 20	—	—
Mountain Max 600	2001				SEE SECTION 20	—	—
Mountain Max 700	2001				SEE SECTION 21	—	—
Mountain Max 600 / 700	2002-04				SEE SECTION 21	—	—
Mountain SRX	98-99				SEE SECTION 20	—	—
Ovation	89-99	Clear	21"	85M-77210-00	513-2500	B	16B
Ovation	89-99	Smoke	21"	85M-77210-00	513-2620	B	16B
Phazer / Phazer II	84-98	Clear	med 10 1/2"	N/A	513-2100	B	16B
Phazer / Phazer II	84-98	Smoke	med 10 1/2"	8X9-77210-00	513-2220	B	16B
Phazer / Phazer II	84-98	Solid Black	low 7 1/2"	N/A	513-5310	B	16B
Phazer Mountain Lite	99	Clear	med 10 1/2"	N/A	513-2100	B	16B
Phazer Mountain Lite	99	Smoke	med 10 1/2"	8BH-77210-00	513-2220	B	16B
Phazer Mountain Lite	99	Solid Black	low 7 1/2"	N/A	513-5310	B	16B
Phazer 500	99-01				SEE SECTION 20	—	—
Phazer Mountain Lite	2000-01				SEE SECTION 20	—	—
Prestige	76	Clear	14"	8A1-77210-00	513-2000	B	16B
RS Vector / Rage / Venture	2005-14	Black Graphics on Clear	med 15 1/2"	SMA-8FA96-30-BK	513-0501	B	16B
RS Vector / Rage / Venture	2005-14	Black Graphics on Clear	tall 17 1/2"	SMA-8FA96-40-BK	513-0502	B	16B
RX-1 / RX Warrior	2003-05	Black Graphics on Clear	med 15 1/2"	SMA-8FA96-30-BK	513-0501	B	16B
RX-1 / RX Warrior	2003-05	Black Graphics on Clear	tall 17 1/2"	SMA-8FA96-40-BK	513-0502	B	16B
SL 292 / 338 / 433	73-75	Clear	14"	841-77210-00	513-2000	B	16B
SRV	80-91	Clear	high 16 1/2"	N/A	513-3800	B	16B
SRV	80-91	Smoke	med 14 1/2"	ABA-8K496	513-4020	B	16B
SRX	81	Smoke	10"	8M6-77210-00	513-1520	B	16B
SRX	98-99				SEE SECTION 20	—	—
SRX	2000-02				SEE SECTION 21	—	—
SS 440	80-84	Clear	high 16 1/2"	8K4-77210-00	513-3800	B	16B
SS 440	80-84	Smoke	med 14 1/2"	ABA-8K496	513-4020	B	16B
STX	76-77	Smoke	11"	N/A	513-1320	B	16B
STX	76-77	Clear	11"	8A5-77210-00	513-1300	B	16B
SW 433	73	Clear	14"	838-77210-00	513-2000	B	16B
SX / SX-R	97-00				SEE SECTION 20	—	—
SX-R 500 / 600	2001				SEE SECTION 20	—	—
SX-R 700	2001				SEE SECTION 21	—	—
SX-R 600 / 700	2002-03				SEE SECTION 21	—	—
SX Viper / SX Venom	2002-06	Black Graphics on Clear	low 9 1/2"		513-6300	B	16B
SX Viper / SX Venom	2002-06	Black Graphics on Clear	med 12"		513-6400	B	16B
SX Viper / SX Venom	2002-06	Black Graphics on Clear	high 15"		513-6500	B	16B
TL / TW 433	74-75	Clear	14"	861-77210-00	513-2000	B	16B
Venture (exc. 97-98 TR, XL)	97-00				SEE SECTION 20	—	—
Venture 500 / 600	2001				SEE SECTION 20	—	—
Venture 700	2001				SEE SECTION 21	—	—
Venture	2002-03				SEE SECTION 21	—	—
Venture 600 / 700	2004-06	Black Graphics on Clear	low 9 1/2"		513-6300	B	16B
Venture 600 / 700	2004-06	Clear	med 12"		513-6400	B	16B
Venture 600 / 700	2004-06	Clear	high 15"		513-6500	B	16B
Viking (VK540)	88-04	Clear	high 16 1/2"	86V-77210-00	513-4550	B	16B
V-Max	83-87	Smoke	10"	8M6-77210-00	513-1520	B	16B
V-Max 4	92-97				SEE SECTION 22	—	—
V-Max 500 / 600	94-96				SEE SECTION 22	—	—
V-Max 500 / 600 / 700	97-00				SEE SECTION 20	—	—
V-Max 500 / 600	2001				SEE SECTION 20	—	—
V-Max 700	2001				SEE SECTION 21	—	—
V-Max 600 / 700	2002-03				SEE SECTION 21	—	—



513-5310



513-4020



513-2100

Section	Page #
Section 20	614
Section 21	614
Section 22	614

TERMS & INDEX
NEW
HELMETS
HELMET ACCESSORIES
APPAREL
ACCESSORIES
TRACKS & SUSPENSION
STEERING
TRANS MISSION
PLOW & WINCH
WIND SHIELDS
BRAKES & CARB.
ENGINE PARTS
ELECTRICAL
TRAILER
CHEMICALS
TECH & TOOLS
P.O.P

SNO-STUFF WINDSHIELDS



YAMAHA™ - WINDSHIELDS

Unique styling and graphics is what sets these windshields apart from our Standard replacements. Bold graphics make that custom statement for your sled while the unique flare design offers superior hand and upper body protection from the elements. If you're looking for more, then choose from our Custom / Flared Windshield selection.

SECTION 20 SX (SINGLE HEADLIGHT) CUSTOM/FLARED



513-6110



513-6020

Colour	Height	OEM	Part No.	Code	Keyword
Solid Team Yamaha™ Blue	Low 13"	N/A	513-6120	B	16B
Solid Black	Low 13"	N/A	513-6020	B	16B
White Diamonds on Team	Low 13"	N/A	513-6110	B	16B
Yamaha™ Blue W/S					

YAMAHA™ STANDARD REPLACEMENT WINDSHIELDS

Designed with the stock look in mind, our Standard replacement offers the same graphics, shape, and height profiles as the OEM windshield that came with your sled. In most cases, we also offer additional height and color choices that you cannot get from your sled manufacturer yet remain true to the STOCK look, while adding a little extra comfort and style.

SECTION 20 SX (SINGLE HEADLIGHT) STANDARD REPLACEMENT



513-6030



513-6050

Colour	Height	OEM	Part No.	Code	Keyword
Black Graphics on Smoke W/S	Low 11"	8CV-77210-00	513-6040	B	16B
Solid Black W/S	Low 11"	N/A	513-6030	B	16B
Black Graphics on Smoke W/S	High 13.5"	8CR-77210-00	513-6010	B	16B
Black Graphics on Clear W/S	High 13.5"	N/A	513-6050	B	16B

SECTION 21 SRX (DUAL HEADLIGHT)



513-5420

Colour	Height	OEM	Part No.	Code	Keyword
Black Graphics on Smoke W/S	Low 13 1/2"	8CV-77210-00	513-5420	B	16B
Black Graphics on Smoke W/S	High 14 1/2"	8CR-77210-00	513-5600	B	16B

SECTION 22 VMAX STANDARD REPLACEMENT



513-4910



513-6220

Colour	Height	OEM	Part No.	Code	Keyword
Smoke W/S	Low 8.5"	N/A	513-4920	B	16B
Solid Black W/S	Low 8.5"	N/A	513-4910	B	16B
Smoke W/S	11.5"	N/A	513-5210	B	16B
Smoke W/S	High 14"	N/A	513-6220	B	16B
Clear W/S	High 14"	N/A	513-6200	B	16B

WINDSHIELD FASTENERS




SPX WINDSHIELD FASTENER KIT BRP™/SKI-DOO™


Part No.	Code	Keyword
530-2003	B	16B

Includes:


- OEM# 250-0001-46 Torx Screw (#8) x 1pc
- OEM# 250-00-24 M5 Rubber Washer (#7) x 2pc
- OEM# 250-00-25 5mm Washer (#6) x 2pc
- OEM# 517-3034-39 Knoc #5) x 1pc
- OEM# 250-0001-45 Torx-Truss M/S GM6047M x 1pc



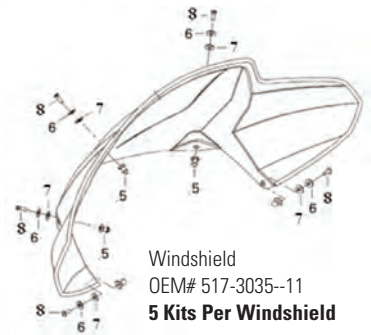
Windshield OEM# 517-3031-40
5 Kits Per Windshield



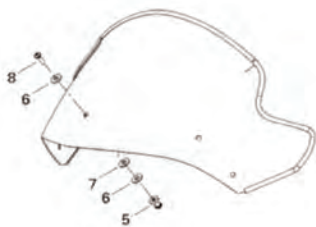
Windshield OEM# 517-3032-47
& 517-3035-09
4 Kits Per Windshield



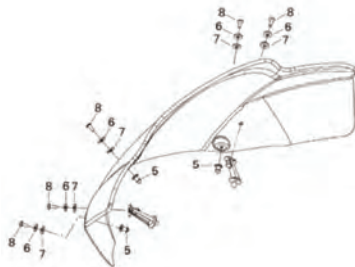
Air Deflector OEM# 517-3028-16
Windshield OEM# 517-3030-94
Windshield OEM# 517-3024-43
4 Kits Per Windshield



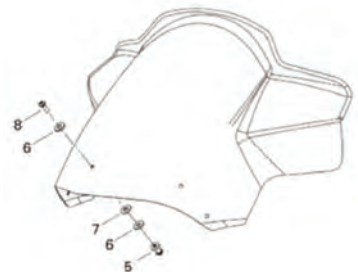
Windshield
OEM# 517-3035--11
5 Kits Per Windshield



Windshield OEM# 517-3035-42, 517-3035-44,
517-3037-11 **5 Kits Per Windshield**



Windshield OEM# 517-3031-74
5 Kits Per Windshield



Windshield OEM# 517-3032-70
5 Kits Per Windshield

WINDSHIELD ACCESSORIES

DELUXE LEXAN WINDSHIELD BLANKS—POLYCARBONATE OF G.E.

- Extra tough material.
- Will withstand all normal cold and wear conditions.
- Sold individually.

Part No.	Description	Code	Keyword
520-1200	Clear	B	16B
520-1220	Smoke	B	16B

Clear
Dimensions:
38" Wide x 18" Long x .075" Thick

Smoke
Dimensions:
37.5" Wide x 18" Long x .075" Thick



TERMS & INDEX
NEW
HELMETS
HELMET ACCESSORIES
APPAREL
ACCESSORIES
TRACKS & SUSPENSION
STEERING
TRANS MISSION
PLOW & WINCH
WIND SHIELDS
BRAKES & CARB.
ENGINE PARTS
ELECTRICAL
TRAILER
CHEMICALS
TECH & TOOLS
P.O.P


TERMS & INDEX
NEW
HELMETS
HELMET ACCESSORIES
APPAREL
ACCESSORIES
TRACKS & SUSPENSION
STEERING
TRANS MISSION
PLOW & WINCH
WIND SHIELDS
BRAKES & CARB.
ENGINE PARTS
ELECTRICAL
TRAILER
CHEMICALS
TECH & TOOLS
P.O.P

WINDSHIELD ACCESSORIES

UNIVERSAL WINDSHIELD STRAP

Material : Rubber
Thickness : 0.1811"
Length : 2.45"
Width : 0.3937"

Priced Per Bag of 10



Part No.	Code	Keyword
530-1200	B	16B

Model
Arctic Cat™ ALL MODELS
Polaris™ ALL MODELS, 5410970
Ski-Doo™ 572-0328-00
Yamaha™ 8K4-77223-00 ALL MODELS THRU 01 - 04 WITH TAB WINDSHIELD REQUIRING O-RING TYPE FASTENERS

LARGE O-RING

For mounting on windshields with large tabs.
Dimensions: .205" thick.
Inside diameter: 1".

Priced Per Bag of 10



Part No.	Code	Keyword
530-1205	B	16B

WINDSHIELD RETAINER

OEM# 82H-77223-00-00
Size : 1.3" Slot

Priced Per Bag of 10



Part No.	Code	Keyword
530-1210	B	16B

Model	Year
Yamaha™	
MANY MODELS	1980-06
VK PRO/RS VIKING	2007-21

WINDSHIELD DART CLIPS 1/4"

1991-Present All Models
Bombardier # 414.644300 **1991-94**
All Model Formulas.
Polaris # 7670041 use
7621505 **1980-96** All Model Indy'
Priced Per Bag of 10.



Part No.	Code	Keyword
530-2000	B	16B

WINDSHIELD FASTENERS

SIZE : 0.3543" X 0.6692"
Material: Rubber with Brass
Insert S.S Bolt and Nylon Washer
Priced Per Bag of 8



Part No.	Code	Keyword
530-2001	B	16B

WINDSHIELD SCREW KIT

Replaces : 90150-05024-00
90179-05523-00

3pcs Screw
3pcs Rubber Nut, 9.5mm OD
Priced Per Bag of 3



Part No.	Code	Keyword
530-2002	B	16B

Model
Yamaha™ MANY MODELS

2-PIECE WINDSHIELD DART CLIPS



Part No.	Code	Keyword
530-2010	B	16B

MEDIUM O-RING

For mounting on windshields with medium tabs.
Dimensions: .139" thick. Inside diameter: 1".

Priced Per Bag of 10



Part No.	Code	Keyword
530-2139	B	16B

REPLACEMENT GROMMET

OEM# 293-7200-53
Used on radiator support for snow apps

Also used on all Can Am™ ATVs and Spyders sold in 10 Pack

Part No.	Code	Keyword
532-0002	B	16B

Model	Year	Model	Year
Ski-Doo™		Ski-Doo™	
EXPEDITION 1200 TUV	2010	GSX 1200 ALL	2011-14
EXPEDITION 1200 LE/SE	2011-15	MXZ 1200 TNT/X	2013
EXPEDITION V-1300 TUV	2007-08	MXZ 600HO X-RS	2013
EXPEDITION 600ACE SPORT	2011-18	MXZ 800R TNT/X-RS	2013
EXPEDITION V-800 TUV	2007-08	SKANDIC V-800 SWT	2007-12
FREERIDE 800R E-TEC	2013	SKANDIC 600ACE WT/SWT	2012-18
GRAND TOURING 550F SPORT/ACE	2013	SUMMIT 600 SPORT	2013
GRAND TOURING 600 SPORT	2011-14	SUMMIT 800R ALL	2008-13
GRAND TOURING 1200 ALL	2011-15	TUNDRA 600ACE ALL	2011-18
GRAND TOURING 600ACE SPORT	2012		



WINDSHIELD ACCESSORIES

REPLACEMENT GROMMET

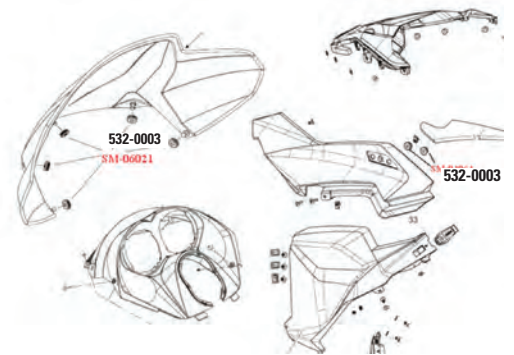
OEM# 517-3028-41

Used on Ski Doo™ Windshields and Hood panels

Sold in 10 Pack

Part No.	Code	Keyword
532-0003	B	16B

Model	Year
Ski-Doo™	2003-16
Most Models	



TERMS & INDEX

NEW

HELMETS

HELMET ACCESSORIES

APPAREL

ACCESSORIES

TRACKS & SUSPENSION

STEERING

TRANS MISSION

PLOW & WINCH

WIND SHIELDS

BRAKES & CARB.

ENGINE PARTS

ELECTRICAL

TRAILER

CHEMICALS

TECH & TOOLS

P.O.P

SPORTECH HEADLIGHT COVERS

RUSH/RMK POLARIS™

Protect your headlight and give your sled a custom look at the same time with a Lightshield from Holeshoot! These attractive polycarbonate headlight covers are custom formed to precisely fit your sled's headlight and are available in custom colors for all the popular chassis from Polaris™, Ski-Doo™ and Yamaha™.

Part No.	Colour	Code	Keyword
334-0500	Black	C	16
334-0509	White	C	16



EDGE POLARIS™

Fits all Gen II and Evolved chassis.

Part No.	Colour	Code	Keyword
334-0202	Blue	C	16
334-0207	Yellow	C	16
334-0210	Black	C	16



'97 - '02 YAMAHA™ SX CHASSIS W/ STANDARD SINGLE HEADLIGHT

Part No.	Colour	Code	Keyword
333-0102	Blue	C	16



SKI-DOO™ LIGHT SHIELD

Fits all ZX chassis and CKIII chassis.

Part No.	Colour	Code	Keyword
332-0107	Yellow	C	16



SKI-DOO™ REV LIGHTSHIELD

Part No.	Colour	Code	Keyword
332-0307	Yellow	C	16

CAMSO HURRICANE 175

FOR BACKCOUNTRY RIDERS



CAMOPLAST TRACKS
ARE BECOMING
CAMSO TRACKS.

Inspired by the mountain track lug geometry, the Hurricane 175 is the perfect balance between deep snow technology and trail-gripping adrenaline. With its 1.75-inch cupped profile lugs, it provides efficiency and durability to take you deeper in the back country.

DOMINATE DEEP BACKCOUNTRY

REDUCED PROFILE OVERLAP FOR WEIGHT REDUCTION

Provides better track efficiency at trail speeds and enhanced traction in deep powder snow.

Better lug positioning for maximum snow loading efficiency.

DESIGNED BASED ON MOUNTAIN TRACKS

Provides off-trail performance in deep snow while maintaining on-trail agility.

1.75" TALL LUG PROFILE

Applies more power to the ground on and off-trail.

OPTIMIZED COLUMN SHAPE

Provides durability in all conditions.



GAMMA
POWERSPORTS



GammaPowersports.com

See Page 230

DISTRIBUTED BY GAMMA POWERSPORTS. SEE YOUR LOCAL POWERSPORTS DEALER TO ORDER


**BRAKES
& CARB**
2022 SNOW CATALOGUE

BRAKE PADS

See Pages 622-635 for Applications



Part No. Code Keyword
610-8001 B 16B



Part No. Code Keyword
610-8003 B 16B



Part No. Code Keyword
610-8008 B 16B



Part No. Code Keyword
610-8017 B 16B



Part No. Code Keyword
610-8019 B 16B



Part No. Code Keyword
610-8033 B 16B




Part No. Code Keyword
610-8050 B 16B



Part No. Code Keyword
611-8007 B 16B



Part No. Code Keyword
611-8013 B 16B



Part No. Code Keyword
611-8020 B 16B



Part No. Code Keyword
611-8032 B 16B



Part No. Code Keyword
611-8034 B 16B



Part No. Code Keyword
611-8035 B 16B



Part No. Code Keyword
612-8002 B 16B



Part No. Code Keyword
612-8004 B 16B



Part No. Code Keyword
612-8024 B 16B



Part No. Code Keyword
612-8031 B 16B



Part No. Code Keyword
612-8033 B 16B

TERMS & INDEX
NEW
HELMETS
HELMET ACCESSORIES
APPAREL
ACCESSORIES
TRACKS & SUSPENSION
STEERING
TRANS MISSION
PLOW & WINCH
WIND SHIELDS
BRAKES & CARB.
ENGINE PARTS
ELECTRICAL
TRAILER
CHEMICALS
TECH & TOOLS
P.O.P

BRAKE PADS

See Pages 622-635 for Applications



Part No. Code Keyword
612-8035 B 16B



Part No. Code Keyword
612-8036 B 16B



Part No. Code Keyword
612-8037 B 16B



Part No. Code Keyword
613-8009 B 16B



Part No. Code Keyword
613-8011 B 16B



Part No. Code Keyword
613-8012 B 16B



Part No. Code Keyword
613-8015 B 16B



Part No. Code Keyword
613-8016 B 16B



Part No. Code Keyword
613-8034 B 16B



Part No. Code Keyword
613-8035 B 16B



Part No. Code Keyword
613-8036 B 16B



Part No. Code Keyword
613-8037 B 16B



Part No. Code Keyword
613-8038 B 16B



Part No. Code Keyword
613-8039 B 16B



Part No. Code Keyword
614-8005 B 16B



Part No. Code Keyword
614-8026 B 16B



Part No. Code Keyword
614-8028 B 16B



Part No. Code Keyword
614-8030 B 16B

TERMS & INDEX

NEW

HELMETS

HELMET ACCESSORIES

APPAREL

ACCESSORIES

TRACKS & SUSPENSION

STEERING

TRANS MISSION

PLOW & WINCH

WIND SHIELDS

BRAKES & CARB.

ENGINE PARTS

ELECTRICAL

TRAILER


CHEMICALS

TECH & TOOLS

P.O.P

BRAKE PADS

See Pages 622-635 for Applications



Part No. Code Keyword
614-8031 B 16B



Part No. Code Keyword
614-8032 B 16B



Part No. Code Keyword
614-8033 B 16B



Part No. Code Keyword
614-8034 B 16B



Part No. Code Keyword
614-8035 B 16B



Part No. Code Keyword
614-8036 B 16B

Model	Year	OEM No.	Semi-Metallic	Full Metal	Unit
Arctic Cat™					
440 SNO SETO LC	2003	0702-229	610-8033	610-8050	PR
440Z	1994	0115-603	611-8020		PR
700 EFI	1995-97	0602-577	610-8033	610-8050	PR
AC 440 SNO PRO & INT'L	2004-06	0702-229	610-8033	610-8050	PR
AC 440 SNO PRO MODIFIED RACE SLED	2005-06	0702-229	610-8033	610-8050	PR
BEARCAT 2000	2015-20	0702-563	611-8034		KIT
BEARCAT 340	1995-97	0115-603	611-8020		PR
BEARCAT 440, 550	1995-98	0602-496	611-8032		PR
BEARCAT 550 WIDE TRACK, INT'L	2000-02	0602-577	610-8033	610-8050	PR
BEARCAT 570 (ALL OPTIONS)	2004-08	0702-229	610-8033	610-8050	PR
BEARCAT 570 (ALL OPTIONS)	2009-14	0702-563	611-8034		KIT
BEARCAT 7000	2016-20	1702-245		611-8035	PR
BEARCAT WIDE TRACK	2000-02	1702-429	610-8033	610-8050	PR
BEARCAT WIDE TRACK TURBO (ALL OPTIONS)	2006-08	0702-229	610-8033	610-8050	PR
BEARCAT WIDE TRACK, INT'L	2006-08	0702-229	610-8033	610-8050	PR
BEARCAT Z1	2009-14	0702-563	611-8034		KIT
BLAST 4000 ZR/LT/XR/M	2021-22	1702-245		611-8035	PR
CF 5	2009	0702-563	611-8034		KIT
CF 6	2009-11	0702-563	611-8034		KIT
CF8/R 800	2009	0702-563	611-8034		KIT
CF/CFR 1000	2009	0702-563	611-8034		KIT
CHEETAH (ALL OPTIONS)	1972-78	0109-598 / 0109-597	610-8001		PR
COUGAR	1985-94	0115-603	611-8020		PR
COUGAR	1995-98	0602-496	611-8032		PR
COUGAR	1998	1702-429	610-8033	610-8050	PR
COUGAR DELUXE	1998	1702-429	610-8033	610-8050	PR
COUGAR DLX	1998	0602-577	610-8033	610-8050	PR
COUGAR MOUNTAIN CAT	1998	1702-429	610-8033	610-8050	PR
CROSSFIRE 500 EFI (ALL OPTIONS)	2007-11	0702-563	611-8034		KIT
CROSSFIRE 600 EFI (ALL OPTIONS)	2006-11	0702-563	611-8034		KIT
CROSSFIRE 700 EFI (ALL OPTIONS)	2006-11	0702-563	611-8034		KIT
CROSSFIRE 800 EFI (ALL OPTIONS)	2007-11	0702-563	611-8034		KIT
CROSSFIRE 1000 EFI (ALL OPTIONS)	2007	0702-563	611-8034		KIT
EFI	1995-97	0602-577	610-8033	610-8050	PR
EI TIGRE 5000	1981-88	0115-603	611-8020		PR
EI TIGRE 5000, 6000	1978-79	0109-932	611-8013		PR
EI TIGRE 600	1981-89	0115-603	611-8020		PR
EI TIGRE EXT	1989-91	0115-603	611-8020		PR
EI TIGRE F/A, L/C	1980	109-471 / 115-226	611-8007		PR
EXT 550, 580	1992-93	0115-603	611-8020		PR
EXT 580	1995-97	0602-577	610-8033	610-8050	PR
EXT 580	1995-96	1702-429	610-8033	610-8050	PR
EXT 580 EFI	1997-98	1702-429	610-8033	610-8050	PR
EXT 580 EFI DLX	1997-98	1702-429	610-8033	610-8050	PR
EXT 580 EFI M.C.	1994	0602-496	611-8032		PR
EXT 600	1995-98	1702-429	610-8033	610-8050	PR
EXT 600 TOUR	1998	1702-429	610-8033	610-8050	PR
EXT 600 TRIPLE	1997-98	0602-577	610-8033	610-8050	PR
EXT EFI MOUNTAIN CAT	1995-96	1702-429	610-8033	610-8050	PR
EXT POWDER SPECIAL	1995-96	1702-429	610-8033	610-8050	PR
EXTREME 580	1995-98	0602-577	610-8033	610-8050	PR

BRAKE PADS

CODE = B

KEYWORD = 16B



See Pages 620-622 for Photos

Model	Year	OEM No.	Semi-Metallic	Full Metal	Unit
Arctic Cat™					
F5 (ALL OPTIONS)	2007-14	0702-563	611-8034		KIT
F570 EFI, INT'L	2008-14	0702-563	611-8034		KIT
F6 (ALL OPTIONS)	2007-11	0702-563	611-8034		KIT
F8 (ALL OPTIONS)	2007-11	0702-563	611-8034		KIT
F 800 (ALL OPTIONS)	2012	1702-205		611-8035	SET
F1000 EFI (ALL OPTIONS)	2007-09	0702-563	611-8034		KIT
F1100 (ALL OPTIONS)	2013	1702-245		611-8035	PR
F1100 (ALL OPTIONS)	2012	1702-205		611-8035	SET
FIRECAT 500 (ALL OPTIONS)	2003-04	0702-229	610-8033		PR
FIRECAT 500 (ALL OPTIONS)	2005-06	0702-563	611-8034		KIT
FIRECAT 600 (ALL OPTIONS)	2004	0702-229	610-8033	610-8050	PR
FIRECAT 600 EFI (ALL OPTIONS)	2004-06	0702-563	611-8034		KIT
FIRECAT 700 (ALL OPTIONS)	2004	0702-229	610-8033	610-8050	PR
FIRECAT 700 (ALL OPTIONS)	2005-06	0702-563	611-8034		KIT
FIRECAT 700 EFI (ALL OPTIONS)	2003-06	0702-229	610-8033	610-8050	PR
FIRECAT 700 EFI SNO PRO	2003	1702-429	610-8033	610-8050	PR
JAG	1985-86	0115-643	611-8013		PR
JAG (ALL OPTIONS)	1979-81	0109-932	611-8013		PR
JAG 340	1987-90	0115-643	611-8013		PR
JAG 440	1987-88	0115-643	611-8013		PR
JAG 440 Z	1995-97	0602-577	610-8033	610-8050	PR
JAG DLX	1995-98	0602-496	611-8032		PR
JAG LIQUID	1996	0602-496	611-8032		PR
JAG, DLX, AFS	1990-94	0115-603	611-8020		PR
JAGUAR Z1 1100 EFI (ALL OPTIONS)	2007-08	0702-563	611-8034		KIT
JAGUAR Z1 EARLY BUILD	2007	0702-563	611-8034		KIT
KING CAT 900	2004-05	0702-229	610-8033	610-8050	PR
KING CAT 900 EFI	2005-06	0702-229	610-8033	610-8050	PR
KITTY CAT	1994	1702-429	610-8033	610-8050	PR
LYNX 2000	2018-20	0702-563	611-8034		KIT
LYNX 2000S, 2000T	1977-80	0109-598 / 0109-597	610-8001		PR
M1000 EFI (ALL OPTIONS)	2007-11	0702-563	611-8034		KIT
M1100 (ALL OPTIONS)	2012	1702-205		611-8035	SET
M5 (ALL OPTIONS)	2005-06	0702-563	611-8034		KIT
M6 EFI (ALL OPTIONS)	2006-11	0702-563	611-8034		KIT
M6000 (ALL OPTIONS)	2014-17	1702-245		611-8035	PR
M7 (ALL OPTIONS)	2005-06	0702-563	611-8034		KIT
M7000	2015	1702-245		611-8035	PR
M8 EFI (ALL OPTIONS)	2007-11	0702-563	611-8034		KIT
M800 (ALL OPTIONS)	2012	1702-205		611-8035	SET
M8000	2015	1702-245		611-8035	PR
M9000	2015-19	1702-245		611-8035	PR
MOUNTAIN CAT	1990	0115-643	611-8013		PR
MOUNTAIN CAT 500	2001-02	1702-429	610-8033	610-8050	PR
MOUNTAIN CAT 570	2003	1702-429	610-8033	610-8050	PR
MOUNTAIN CAT 570 (ALL OPTIONS)	2003-04	0702-229	610-8033	610-8050	PR
MOUNTAIN CAT 600 EFI	2001-02	1702-429	610-8033	610-8050	PR
MOUNTAIN CAT 600 EFI (ALL OPTIONS)	2003-04	0702-229	610-8033	610-8050	PR
MOUNTAIN CAT 800	2001-02	1702-429	610-8033	610-8050	PR
MOUNTAIN CAT 800 EFI (ALL OPTIONS)	2003-04	0702-229	610-8033	610-8050	PR
MOUNTAIN CAT 900	2003	1702-429	610-8033	610-8050	PR
MOUNTAIN CAT 900 (ALL OPTIONS)	2003-04	0702-229	610-8033	610-8050	PR
MOUNTAIN CAT 900 EFI (ALL OPTIONS)	2004	0702-229	610-8033	610-8050	PR
MOUNTAIN CAT 1000	2001-02	1702-429	610-8033	610-8050	PR
MOUNTAIN CAT SPECIAL	1995-97	0602-577	610-8033	610-8050	PR
MOUNTAIN CAT TOURING	1995-97	0602-577	610-8033	610-8050	PR
NORSEMAN 3000	2018-20	0702-563	611-8034		KIT
NORSEMAN 6000	2019	0702-563	611-8034		KIT
NORSEMAN 8000	2019	0702-563	611-8034		KIT
NORSEMAN 8000 X	2020-21	1702-245		611-8035	PR
PANTERA	1985-94	0115-603	611-8020		PR
PANTERA	1995-97	0602-577	610-8033	610-8050	PR
PANTERA	1995-97	1702-429	610-8033	610-8050	PR
PANTERA 1000	2000-01	1702-429	610-8033	610-8050	PR
PANTERA 3000	2017-19	1702-245		611-8035	PR
PANTERA 340, 440	1975	0109-598 / 0109-597	610-8001		PR
PANTERA 5000 F/C	1979-81	0109-932	611-8013		PR
PANTERA 550	2002	1702-429	610-8033	610-8050	PR
PANTERA 550 (ALL OPTIONS)	2003-05	0702-229	610-8033	610-8050	PR
PANTERA 580 EFI	1998-99	1702-429	610-8033	610-8050	PR
PANTERA 580 EFI	2000-01	1702-429	610-8033	610-8050	PR
PANTERA 600 EFI (ALL OPTIONS)	2003-05	0702-229	610-8033	610-8050	PR
PANTERA 6000	2019	1702-245		611-8035	PR
PANTERA 7000	2015-19	1702-245		611-8035	PR
PANTERA 800	1998	0602-577	610-8033	610-8050	PR
PANTERA 800	1998-99	1702-429	610-8033	610-8050	PR
PANTERA 800 EFI (ALL OPTIONS)	2003-04	0702-229	610-8033	610-8050	PR
PANTERA F/C	1980	109-471 / 115-226	611-8007		PR

TERMS & INDEX

NEW

HELMETS

HELMET ACCESSORIES

APPAREL

ACCESSORIES

TRACKS & SUSPENSION

STEERING

TRANS MISSION

PLOW & WINCH

WIND SHIELDS

BRAKES & CARB.

ENGINE PARTS

ELECTRICAL

TRAILER

CHEMICALS

TECH & TOOLS

P.O.P

BRAKE PADS

CODE = B

KEYWORD = 16B



See Pages 620-622 for Photos

Model	Year	OEM No.	Semi-Metallic	Full Metal	Unit
Arctic Cat™					
PANTHER	1984-90	0115-643	611-8013		PR
PANTHER (ALL OPTIONS)	1974-79	0109-598 / 0109-597	610-8001		PR
PANTHER 4000	1981	0109-932	611-8013		PR
PANTHER 440, 550	1995-98	0602-496	611-8032		PR
PANTHER 550	1999-01	1702-429	610-8033	610-8050	PR
PANTHER 570	2002	1702-429	610-8033	610-8050	PR
PANTHER 570 (ALL OPTIONS)	2003-07	0702-229	610-8033	610-8050	PR
PANTHER 660 (ALL OPTIONS)	2006-08	0702-229	610-8033	610-8050	PR
PANTHER F/C	1980	109-471 / 115-226	611-8007		PR
POWDER EXTREME (97ETF)	1997-98	1702-429	610-8033	610-8050	PR
POWDER SPECIAL	1995-98	0602-577	610-8033	610-8050	PR
POWDER SPECIAL 500 EFI	1999-00	1702-429	610-8033	610-8050	PR
POWDER SPECIAL 600	1997-00	1702-429	610-8033	610-8050	PR
POWDER SPECIAL 700	1999-00	1702-429	610-8033	610-8050	PR
PROWLER	1990-94	0115-603	611-8020		PR
PUMA, DLX	1994-97	0115-603	611-8020		PR
RIOT 6000	2020-21	1702-245		611-8035	PR
RIOT 8000	2020-21	1702-245		611-8035	PR
SABERCAT 500 EFI (ALL OPTIONS)	2006	0702-229	610-8033	610-8050	PR
SABERCAT 500, LX	2004-05	0702-229	610-8033	610-8050	PR
SABERCAT 600, EFI (ALL OPTIONS)	2004, 06	0702-229	610-8033	610-8050	PR
SABERCAT 700 EFI (ALL OPTIONS)	2004, 06	0702-229	610-8033	610-8050	PR
SNOW PRO 500	2011-14	0702-229	610-8033	610-8050	PR
SNOW PRO 600	2011	0702-229	610-8033	610-8050	PR
SNOW PRO 600	2012	1702-245		611-8035	PR
SUPER JAG	1987-89	0115-643	611-8013		PR
T500 EFI	2008-09	0702-563	611-8034		KIT
T570 EFI, INT'L	2008-14	0702-563	611-8034		KIT
T660 TOURING (ALL OPTIONS)	2004-06	0702-229	610-8033	610-8050	PR
T660 TURBO (ALL OPTIONS)	2004-08	0702-229	610-8033	610-8050	PR
THUNDERCAT	1995-01	1702-429	610-8033	610-8050	PR
THUNDERCAT MOUNTAIN	1995-00	1702-429	610-8033	610-8050	PR
THUNDERCAT, M.C	1993-98	0602-577	610-8033	610-8050	PR
TRAIL CAT 3000, 4000	1980	109-471 / 115-226	611-8007		PR
TRAIL CAT F/C	1979, 81	0109-932	611-8013		PR
TRIPLE TOURING 600	1999-01	1702-429	610-8033	610-8050	PR
TZ1 (ALL OPTIONS)	2008-14	0702-563	611-8034		KIT
WILDCAT (95WCA)	1995-96	1702-429	610-8033	610-8050	PR
WILDCAT 650	1988-93	0115-603	611-8020		PR
WILDCAT 700	1995-97	0602-577	610-8033	610-8050	PR
WILDCAT MOUNTAIN CAT	1995-96	1702-429	610-8033	610-8050	PR
WILDCAT TOURING	1995-96	1702-429	610-8033	610-8050	PR
XF 1100 (ALL OPTIONS)	2012-13	1702-205		611-8035	SET
XF 6000 (ALL OPTIONS)	2015-19	1702-245		611-8035	PR
XF 7000 (ALL OPTIONS)	2014-18	1702-245		611-8035	PR
XF 800 (ALL OPTIONS)	2012-13	1702-205		611-8035	SET
XF 8000 (ALL OPTIONS)	2014-19	1702-245		611-8035	PR
XF9000 (ALL OPTIONS)	2014-19	1702-245		611-8035	PR
XT 580, 580 MC	1994	0602-496	611-8032		PR
Z 440	1995-02	1702-429	610-8033	610-8050	PR
Z 440 SNO PRO	2003	0702-229	610-8033	610-8050	PR
Z 570	2002	1702-429	610-8033	610-8050	PR
Z 570 (ALL OPTIONS)	2003-07	0702-229	610-8033	610-8050	PR
Z1 1100	2009	0702-563	611-8034		KIT
Z1 BEARCAT (ALL OPTIONS)	2009	0702-563	611-8034		KIT
Z1 TURBO/LXR/SNO PRO	2009-11	0702-563	611-8034		KIT
ZL 440	1997-00	1702-429	610-8033	610-8050	PR
ZL 500	1998-02	1702-429	610-8033	610-8050	PR
ZL 550	2000-02	1702-429	610-8033	610-8050	PR
ZL 550, ESR	2003	0702-229	610-8033	610-8050	PR
ZL 580 EFI	2000	1702-429	610-8033	610-8050	PR
ZL 600	1999-03	1702-429	610-8033	610-8050	PR
ZL 600 EFI (ALL OPTIONS)	2003	0702-229	610-8033	610-8050	PR
ZL 700	2000	1702-429	610-8033	610-8050	PR
ZL 800	2001	1702-429	610-8033	610-8050	PR
ZL 800 EFI ESR	2003	0702-229	610-8033	610-8050	PR
ZL 800 EFI ESR SS	2003	0702-229	610-8033	610-8050	PR
ZR 2K	2000	1702-429	610-8033	610-8050	PR
ZR 3000	2017	1702-245		611-8035	PR
ZR 400	1995	1702-429	610-8033	610-8050	PR
ZR 4000 (ALL OPTIONS)	2015-17	1702-245		611-8035	PR
ZR 440	1996-01	1702-429	610-8033	610-8050	PR
ZR 440, 580, 700	1993-98	0602-577	610-8033	610-8050	PR
ZR 500	1998-02	1702-429	610-8033	610-8050	PR
ZR 5000 LXR	2015-17	1702-245		611-8035	PR
ZR 580	1995-97	1702-429	610-8033	610-8050	PR
ZR 600	1998-02	1702-429	610-8033	610-8050	PR
ZR 6000 (ALL OPTIONS)	2014-22	1702-245		611-8035	PR

BRAKE PADS

CODE = B

KEYWORD = 16B



See Pages 620-622 for Photos

Model	Year	OEM No.	Semi-Metallic	Full Metal	Unit
Arctic Cat™					
ZR 700	1995	1702-429	610-8033	610-8050	PR
ZR 700	1999-00	1702-429	610-8033	610-8050	PR
ZR 7000 (ALL OPTIONS)	2014-19	1702-245		611-8035	PR
ZR 800	2001	1702-429	610-8033	610-8050	PR
ZR 800 EFI, SNO PRO	2003	0702-229	610-8033	610-8050	PR
ZR 8000	2014-22	1702-245		611-8035	PR
ZR 900 (ALL OPTIONS)	2004-06	0702-563	611-8034		KIT
ZR 900, SNO PRO	2003	0702-229	610-8033	610-8050	PR
ZR 9000	2014-21	1702-245		611-8035	PR
ZRT 600	1995-01	1702-429	610-8033	610-8050	PR
ZRT 600, 800	1995-97	0602-577	610-8033	610-8050	PR
ZRT 800	1995-01	1702-429	610-8033	610-8050	PR
BOA Ski™					
***ALL MODELS MARK, I, II	1972-76	0109-598 / 0109-597	610-8001		PR
BLIZZARD 291, 336, 397, 437, 636, 797	1971	0109-598 / 0109-597	610-8001		PR
ELAN 250 SS	1973	0109-598 / 0109-597	610-8001		PR
John Deere™					
LIQUIFIRE 440	1980-84	1930588	610-8019		PC
SNOWFIRE 340	1982-84	1930588	610-8019		PC
SPITFIRE 340	1979-82	1930588	610-8019		PC
SPORTFIRE 340	1981	1930588	610-8019		PC
SPORTFIRE 440	1980-84	1930588	610-8019		PC
SPRINTFIRE 340	1982-84	1930588	610-8019		PC
TRAILFIRE 340, 340 SPECIAL CANADA, LX 440	1981-84	1930588	610-8019		PC
TRAILFIRE 340, 440	1979-84	1930588	610-8019		PC
Kawasaki™					
DRIFTER 340, 440	1979-80	0109-598 / 0109-597	610-8001		PR
DRIFTER 340, 440, F/A 340	1980	0109-598 / 0109-597	610-8001		PR
INTRIGUER 440, INVITER 340	1978	0109-598 / 0109-597	610-8001		PR
Moto-Ski™					
CASETI (ALL OPTIONS)	1973-74	0109-598 / 0109-597	610-8001		PR
CHIMO 440	1974-75	0109-598 / 0109-597	610-8001		PR
FUTURA 295, 340, 440	1974	0109-598 / 0109-597	610-8001		PR
FUTURA 440	1975	0109-598 / 0109-597	610-8001		PR
GRAND SPORT 440	1974-75	0109-598 / 0109-597	610-8001		PR
MS-F 296, 340, 440	1973	0109-598 / 0109-597	610-8001		PR
MS-S 400, 440	1973	0109-598 / 0109-597	610-8001		PR
SONIC 250, 340	1975-76	414-2126-00	610-8003		PR
SPIRIT 250	1976-83	581-0467-00	612-8002		PC
TS-400	1974-75	0109-598 / 0109-597	610-8001		PR
ZEPHYR 340, 440	1973	0109-598 / 0109-597	610-8001		PR
Polaris™					
***INDY'S ALL MODELS (EXCEPT 340)	1999-03	2201429 / 2201430	614-8031		PR
340 (ALL OPTIONS)	2003-08	2202727		614-8032	PR
340, DLX, TOURING	1999-00	1930588	610-8019		PC
400 XC, XCR	1991-92	1930569	614-8005		PC
400, SKS	1989-93	1930569	614-8005		PC
400, SKS, CLASSIC	1984-88	1930569	614-8005		PC
440 IQ	2005-06	2202202		614-8032	PR
440 IQ/EURO	2007	2202202		614-8032	PR
440 SETO XR	2003-04	2202202		614-8032	PR
440, 440 XCR	1993-97	1930723	614-8031		PR
500 CLASSIC	1989-93	1930569	614-8005		PC
500 CLASSIC	2004-06	2202202		614-8032	PR
500 EDGE	2004	2202202		614-8032	PR
500 EFI, SKS	1993-97	1930723	614-8031		PR
500 INDY	1989-93	1930569	614-8005		PC
500 INDY	2005-06	2202202		614-8032	PR
500 SKS	1989-92	1930569	614-8005		PC
500 XC SP	2007	2202727		614-8032	PR
500 XC SP EDGE / M-10	2004-06	2202202		614-8032	PR
550 ADVENTURE	2017	2204137		614-8034	SET
550 CLASSIC	2005-06	2202202		614-8032	PR
550 CLASSIC EDGE	2004	2202202		614-8032	PR
550 EDGE LX	2007	2202727		614-8032	PR
550 INDY ALL	2014-21	2204137		614-8034	SET
550 IQ LXT	2011-14	2202727		614-8032	PR
550 IQ SHIFT/ES/INTL	2009-13	2202727		614-8032	PR
550 LX	2008	2202727		614-8032	PR
550 RMK	2020	2204137		614-8034	SET
550 SHIFT 136	2011-12	2202727		614-8032	PR
550 TOURING	2010-11	2202727		614-8032	PR
550 VOYAGUER	2017-21	2204137		614-8034	SET
550 WIDETRACK	2016-19	2203532		614-8035	PR
600 AXYS INDY ADVENTURE	2021	2205500		614-8032	SET
600 AXYS INDY XC	2021	2205500		614-8032	SET
600 AXYS PRO RMK	2017-21	2205920 / 2206462		614-8036	SET

TERMS & INDEX

NEW

HELMETS

HELMET ACCESSORIES

APPAREL

ACCESSORIES

TRACKS & SUSPENSION

STEERING

TRANS MISSION

PLOW & WINCH

WIND SHIELDS

BRAKES & CARB.

ENGINE PARTS

ELECTRICAL

TRAILER

CHEMICALS

TECH & TOOLS

P.O.P

BRAKE PADS

CODE = B

KEYWORD = 168



See Pages 620-622 for Photos

Model	Year	OEM No.	Semi-Metallic	Full Metal	Unit
Polaris™					
600 AXYS SWITCHBACK ASSAULT	2021	2205500		614-8032	SET
600 CLASSIC	2004-06	2202727		614-8032	PR
600 CLASSIC TOURING, INT'L	2004	2202202		614-8032	PR
600 CLEANFIRE DRAGON/EURO	2007	2202727		614-8032	PR
600 CLEANFIRE SWITCHBACK	2007	2202727		614-8032	PR
600 DRAGON ALL	2008-10	2202727		614-8032	PR
600 EDGE TOURING	2005-06	2202727		614-8032	PR
600 HO FUSION F/O	2006	2202727		614-8032	PR
600 HO IQ F/O	2007	2202727		614-8032	PR
600 HO RMK 144 F/O	2006	2202727		614-8032	PR
600 HO SWITCHBACK F/O	2006-07	2202727		614-8032	PR
600 INDY	1983	1930569	614-8005		PC
600 INDY 121	2019-20	2204036		614-8032	SET
600 INDY ALL EXCEPT SP/XC	2014-21	2204036		614-8032	SET
600 INDY SP/XC	2019-21	2205500		614-8032	SET
600 INDY SP/XCR/ADVENTURE	2017-20	2205500		614-8032	SET
600 IQ (ALL OPTIONS)	2008-13	2202727		614-8032	PR
600 IQ/LXT	2014-15	2202727		614-8032	PR
600 PRO RMK 155	2011-16	2204137		614-8034	SET
600 PRO-RIDE RUSH	2010	2204036		614-8032	SET
600 RMK	1998	2201430		614-8032	PR
600 RMK 144 ALL	2019-22	2205500		614-8032	SET
600 RMK 144/155	2007-11	2202727		614-8032	PR
600 RMK 144/155 ALL	2012-16	2204137		614-8034	SET
600 RMK F/O	2004-05	2202202		614-8032	PR
600 RUSH PRO R ALL	2011-13	2204036		614-8032	SET
600 RUSH PRO S / PRO X	2015-20	2205500		614-8032	SET
600 RUSH/ES	2011-13	2204036		614-8032	SET
600 RUSH/RETRO ES/LX/LX RETRO ALL	2011	2204036		614-8032	SET
600 SETO X	2003-04	2202202		614-8032	PR
600 SETO X2	2004	2202202		614-8032	PR
600 SWITCHBACK	2004	2202202		614-8032	PR
600 SWITCHBACK / DRAGON ALL	2008-11	2202727		614-8032	PR
600 SWITCHBACK ADVENTURE	2015-19	2205500		614-8032	SET
600 SWITCHBACK ASSAULT	2015-20	2205500		614-8032	SET
600 SWITCHBACK F/O	2005	2202202		614-8032	PR
600 SWITCHBACK PRO S / PRO X	2015-21	2205500		614-8032	SET
600 SWITCHBACK SP	2019	2204036		614-8032	SET
600 SWITCHBACK/ES/PRO-R	2012-14	2204036		614-8032	SET
600 VOYAGEUR	2017-21	2205500		614-8032	SET
600 WIDETRACK	2010-17	2203532		614-8035	PR
600 XC SP EDGE / M-10	2004-05	2202202		614-8032	PR
600, SE, LE	1984-87	1930569	614-8005		PC
650 INDY ADVENTURE	2022	2205500		614-8032	SET
650 MATRYX INDY VR1	2021-22	2205500		614-8032	SET
650 MATRYX INDY XC	2021-22	2205500		614-8032	SET
650 MATRYX SWITCHBACK ASSAULT	2021-22	2205500		614-8032	SET
650 RXL	1990-92	1930569	614-8005		PC
650, SKS	1988-92	1930569	614-8005		PC
700 CLASSIC	2004, 06	2202202		614-8032	PR
700 CLASSIC TOURING (ALL OPTIONS)	2003-04	2202202		614-8032	PR
700 DRAGON IQ	2008	2202727		614-8032	PR
700 FUSION F/O	2006	2202727		614-8032	PR
700 HO TOURING	2006	2202727		614-8032	PR
700 IQ	2008	2202727		614-8032	PR
700 RMK (ALL OPTIONS)	2004-10	2202727		614-8032	PR
700 SETO X/X2	2003-04	2202202		614-8032	PR
700 SWITCHBACK	2004	2202202		614-8032	PR
700 SWITCHBACK / DRAGON	2008	2202727		614-8032	PR
700 XC EDGE F/O	2004	2202202		614-8032	PR
700 XC SP M-10 F/O	2005	2202202		614-8032	PR
800 AXYS PRO RMK/LE	2016-20	2205920 / 2206462		614-8036	SET
800 AXYS RMK ASSAULT/KHAOS	2016-20	2205920 / 2206462		614-8036	SET
800 AXYS SKS	2016-20	2205920 / 2206462		614-8036	SET
800 CLASSIC	2004	2202202		614-8032	PR
800 CLASSIC TOURING (ALL OPTIONS)	2003-04	2202202		614-8032	PR
800 DRAGON RMK (ALL OPTIONS)	2008-09	2202727		614-8032	PR
800 EDGE TOURING	2005	2202202		614-8032	PR
800 INDY	2014-16	2204036		614-8032	SET
800 INDY	2019-20	2205500		614-8032	SET
800 IQ	2009	2202727		614-8032	PR
800 PRO RMK 155/163	2011-16	2204137		614-8034	SET
800 RMK 155/163	2012-16	2204137		614-8034	SET
800 RMK 159 VERTICAL ESCAPE	2003	2202202		614-8032	PR
800 RMK ASSAULT	2009-10	2202727		614-8032	PR
800 RMK ASSAULT 155	2011-16	2204137		614-8034	SET
800 RMK F/O	2004-05	2202202		614-8032	PR
800 RUSH ES/RETRO ALL	2011	2204036		614-8032	SET

BRAKE PADS

CODE = B

KEYWORD = 16B



See Pages 620-622 for Photos

Model	Year	OEM No.	Semi-Metallic	Full Metal	Unit
Polaris™					
800 RUSH PRO S / PRO X	2015-19	2205500		614-8032	SET
800 RUSH PRO-R ALL	2011-14	2204036		614-8032	SET
800 RUSH RETRO/RETRO LX/RETRO ES ALL	2011	2204036		614-8032	SET
800 RUSH/ES	2011-12	2204036		614-8032	SET
800 SETO X	2003-04	2202202		614-8032	PR
800 SETO X2	2004	2202202		614-8032	PR
800 SETO XR	2004	2202202		614-8032	PR
800 SWITCHBACK	2004-05	2202202		614-8032	PR
800 SWITCHBACK ADVENTURE/ASSAULT	2011-16	2204036		614-8032	SET
800 SWITCHBACK ASSAULT	2015-19	2205500		614-8032	SET
800 SWITCHBACK PRO S / PRO X	2015-19	2205500		614-8032	SET
800 SWITCHBACK PRO-R/ES/SC/SP/INTL ALL	2012-14	2204036		614-8032	SET
800 SWITCHBACK/ES	2012-14	2204036		614-8032	SET
800 XC EDGE F/O	2004	2202202		614-8032	PR
800 XC SP M-10 F/O	2005	2202202		614-8032	PR
850 AXYS INDY XC	2021	2205500		614-8032	SET
850 AXYS PRO RMK	2019-21	2205920 / 2206462		614-8036	SET
850 AXYS SKS	2019-20	2205920 / 2206462		614-8036	SET
850 AXYS SWITCHBACK ASSAULT	2021	2205500		614-8032	SET
850 INDY ADVENTURE	2020-22	2205500		614-8032	SET
850 INDY XC	2019-20	2205500		614-8032	SET
850 MATRYX INDY VR1	2021-22	2205500		614-8032	SET
850 MATRYX INDY XC	2021-22	2205500		614-8032	SET
850 MATRYX SWITCHBACK ASSAULT	2021-22	2205500		614-8032	SET
850 PRO RMK	2019-22	2205920 / 2206462		614-8036	SET
850 RMK KHAOS	2020-22	2205920 / 2206462		614-8036	SET
850 RUSH PRO S	2019-20	2204036		614-8032	SET
850 SKS	2019-21	2204036		614-8032	SET
850 SWITCHBACK ASSAULT	2019-20	2204036		614-8032	SET
850 SWITCHBACK PRO S	2019-21	2204036		614-8032	SET
900 FUSION	2005	2202727		614-8032	PR
900 FUSION F/O	2006	2202727		614-8032	PR
900 RMK (ALL OPTIONS)	2005-06	2202727		614-8032	PR
900 SWITCHBACK	2005-06	2202727		614-8032	PR
APOLLO 340, 440	1979-80	1930521	614-8028		PR
CENTURION 500	1979-82	1930569	614-8005		PC
CHARGER	1972-73	1930521	614-8028		PR
CLASSIC, TOURING	1993-97	1930723	614-8031		PR
COBRA 340, 440	1978-79	1930521	614-8028		PR
COLT 175, 250	1972-76	1930521	614-8028		PR
COLT 250, 295, 340, SS	1974-78	1930521	614-8028		PR
CUSTOM I, II	1973-74	1930521	614-8028		PR
CUTLASS 340, CUTLASS SS 440, 440E	1981	1930521	614-8030		
DRAGON RMK/INT'L	2007	2202727		614-8032	PR
ELECTRA 250, 340, 440	1974-77	1930521	614-8028		PR
FRONTIER	2002	2202202		614-8032	PR
FRONTIER CLASSIC	2003-04	2202202		614-8032	PR
FRONTIER TOURING	2003-05	2202202		614-8032	PR
FS / FST IQ TOURING	2007-08	2202727		614-8032	PR
FS WIDETRACK	2010-13	2203532		614-8035	PR
FS/FST CLASSIC	2006	2202727		614-8032	PR
FS/FST TOURING	2006	2202727		614-8032	PR
FST IQ / LX	2007	2202727		614-8032	PR
FST IQ CRUISER	2007	2202727		614-8032	PR
FST IQ SWITCHBACK	2007	2202727		614-8032	PR
FST SWITCHBACK	2006	2202727		614-8032	PR
GALAXY	1980-81	1930521	614-8028		PR
GEMINI	1979-86	1930521	614-8028		PR
INDY LITE GT	1991	1930592	611-8020		PR
INDY LITE, DELUXE, GT	1991-98	1930588	610-8019		PC
INDY SPORT	1983	1930588	610-8019		PC
INDY SPORT, GT	1987-93	1930569	614-8005		PC
INDY STARLITE, GT	1991-97	1930588	610-8019		PC
INDY TRAIL	1983-85	1930569	614-8005		PC
INDY TRAIL SUPERTRAK	1989	1930588	610-8019		PC
INDY TRAIL, ES, SKS, DELUXE	1986-93	1930569	614-8005		PC
IQ CRUISER / EURO	2008	2202727		614-8032	PR
IQ SHIFT / EURO	2008	2202727		614-8032	PR
IQ TURBO / DRAGON / EURO / LX	2008-14	2202727		614-8032	PR
IQ WIDETRACK	2009	2203532		614-8035	PR
LONG TRACK , REVERSE	1983-89	1930592	611-8020		PR
LONG TRACK , REVERSE	1983-89	1930588	610-8019		PC
MUSTANG	1972-73	1930521	614-8028		PR
SPORT	1983	1930586	614-8026		PC
SPORT ,SKS	1993-97	1930723	614-8031		PR
SPORT TOURING / INT'L	2004	2202202		614-8032	PR
SPRINT ES	1986-90	1930588	610-8019		PC
SPRINT ES	1986-90	1930586	614-8026		PC

TERMS & INDEX

NEW

HELMETS

HELMET ACCESSORIES

APPAREL

ACCESSORIES

TRACKS & SUSPENSION

STEERING

TRANS MISSION

PLOW & WINCH

WIND SHIELDS

BRAKES & CARB.

ENGINE PARTS

ELECTRICAL

TRAILER

CHEMICALS

TECH & TOOLS

P.O.P

BRAKE PADS

CODE = B

KEYWORD = 16B



See Pages 620-622 for Photos

Model	Year	OEM No.	Semi-Metallic	Full Metal	Unit
Polaris™					
STAR (ALL OPTIONS)	1983-90	1930588	610-8019		PC
STAR (ALL OPTIONS)	1983-90	1930586	614-8026		PC
STARFIRE 250, 340	1976	1930534 / 1930535	610-8017		PR
STARTRAK	1987-90	1930592	611-8020		PR
STARTRAK	1987-90	1930588	610-8019		PC
STORM (ALL OPTIONS)	1993-97	1930723	614-8031		PR
SUPER SPORT	1983-86	1930588	610-8019		PC
SUPER SPORT	1983-86	1930586	614-8026		PC
SUPERSPORT (ALL OPTIONS)	2004-08	2202727		614-8032	PR
SUPERTRAK	1989-91	1930588	610-8019		PC
TRAIL RMK (ALL OPTIONS)	2004-10	2202202 / 2202727		614-8032	PR
TRAIL TOURING (ALL OPTIONS)	2004-10	2202727		614-8032	PR
TRAIL, DLX, RXL, SKS	1993-97	1930723	614-8031		PR
TRANSPORT (ALL OPTIONS)	1996	1930723	614-8031		PR
TURBO IQ ALL	2009-14	2202727		614-8032	PR
TURBO SWITCHBACK / EURO	2008-09	2202727		614-8032	PR
TX (ALL OPTIONS)	1972-75	1930521	614-8028		PR
TX STARFIRE	1975-78	1930534 / 1930535	610-8017		PR
TX-L 340	1977-78	1930534 / 1930535	610-8017		PR
ULTRA (ALL OPTIONS)	1996	1930723	614-8031		PR
WIDETRACK	1990-91	1930534 / 1930535	610-8017		PR
WIDETRACK GT, LX	1997-04	2201220 / 2201567 / 2201988		614-8033	PR
XCR 600 xcr, XLT EFI, TOURING	1995-97	1930723	614-8031		PR
Ski-Doo™					
ALPINE	1975-87	860-7006-00	612-8004		PR
ALPINE II	1988-95	860-7001-00	612-8024		PR
ALPINE IV	1990-91	860-7001-00	612-8024		PR
BLIZZARD (ALL OPTIONS)	1972	414-1154-00	610-8017		PR
BLIZZARD (ALL OPTIONS)	1978-84	860-7006-00	612-8004		PR
BLIZZARD 15" 291, 336, 397, 437	1971	0109-598 / 0109-597	610-8001		PR
BLIZZARD 16-1/2" 636, 797	1971	0109-598 / 0109-597	610-8001		PR
BLIZZARD 246	1971	581-0467-00	612-8002		PC
CITATION (ALL OPTIONS)	1989-91	860-7001-00	612-8024		PR
CITATION 300	1978-79	860-7006-00	612-8004		PR
CITATION 3500, 4500, SS	1980-84	581-1182-00	612-8031		ASSY
CITATION LS, LSE	1986-87	860-7006-00	612-8004		PR
CITATION LS, LSE	1985, 88	860-7001-00	612-8024		PR
ELAN 250 (ALL OPTIONS)	1974-96	581-0467-00	612-8002		PC
ELAN 250 SS	1973	0109-598 / 0109-597	610-8001		PR
ELITE	1978-82	860-7006-00	612-8004		PR
EVEREST (ALL OPTIONS)	1977-83	860-7006-00	612-8004		PR
EVEREST 440	1974-76	414-2126-00	610-8003		PR
EXPEDITION 4-TEC	2004	415-0846-00	612-8035		PR
EXPEDITION 550 F	2005-06	415-0536-00	612-8035		PR
EXPEDITION 600 HO SDI	2005-06	415-0846-00	612-8035		PR
EXPEDITION LE/SE 1200 XU	2011-19	507-0324-73		612-8037	PR
EXPEDITION LE/SE 600 HO ETEC	2011-19	507-0324-73		612-8037	PR
EXPEDITION LE/SE 600R ETEC	2020-21	507-0324-73		612-8037	PR
EXPEDITION LE/SE 900 ACE TURBO	2021	507-0324-73		612-8037	PR
EXPEDITION SPORT 550 F	2007-08	415-1291-72	612-8035		PR
EXPEDITION SPORT 550 F	2011-20	507-0324-73		612-8037	PR
EXPEDITION SPORT 600 ACE	2011-20	507-0324-73		612-8037	PR
EXPEDITION SPORT 600 EFI	2021	507-0324-73		612-8037	PR
EXPEDITION SPORT V-800	2007-08	415-1291-72	612-8035		PR
EXPEDITION SPORT/SE 900 ACE	2014-21	507-0324-73		612-8037	PR
EXPEDITION SWT 600R E-TEC	2021	507-0324-73		612-8037	PR
EXPEDITION SWT 900 ACE	2021	507-0324-73		612-8037	PR
EXPEDITION SWT 900 ACE TURBO	2021	507-0324-73		612-8037	PR
EXPEDITION TUV 600 HO SDI	2007-09	415-0846-00	612-8035		PR
EXPEDITION TUV V-800	2007-09	415-0846-00	612-8035		PR
EXPEDITION V-1000	2005-06	415-0846-00	612-8035		PR
EXPEDITION XTREME 850 E-TEC	2021	507-0324-73		612-8037	PR
FORMULA 500	1997-99	415-0536-00	612-8035		PR
FORMULA 500 LC	2000	415-0536-00	612-8035		PR
FORMULA DELUXE 500	1997-99	415-0536-00	612-8035		PR
FORMULA DELUXE 500 F	2001	415-0536-00	612-8035		PR
FORMULA DELUXE 500 LC	1999-00	415-0536-00	612-8035		PR
FORMULA DELUXE 670	1999	860-7017-00	612-8036		PR
FORMULA MACH I, XTC	1989-94	860-7007-00	612-8033		PR
FORMULA MACH Z	1993-94	860-7007-00	612-8033		PR
FORMULA MX	1994-95	860-7007-00	612-8033		PR
FORMULA MX, LT	1989-90	860-7007-00	612-8033		PR
FORMULA MX, PLUS	1985-86	860-7001-00	612-8024		PR
FORMULA MX, PLUS	1987-90	860-7007-00	612-8033		PR
FORMULA MX, XTC	1991-93	860-7007-00	612-8033		PR
FORMULA MXZ	1993-95	414-9337-00	610-8033	610-8050	PR
FORMULA S	1996-97, 99	860-7007-00	612-8033		PR

BRAKE PADS

See Pages 620-622 for Photos

CODE = B

KEYWORD = 16B



Model	Year	OEM No.	Semi-Metallic	Full Metal	Unit
Ski-Doo™					
FORMULA SS	1995	860-7007-00	612-8033		PR
FORMULA SS, SP	1985-86	860-7006-00	612-8004		PR
FORMULA ST, STX, Z, EFI	1994-95	860-7007-00	612-8033		PR
FORMULA STX, LT	1996	860-7017-00	612-8036		PR
FORMULA, PLUS, XTC, EFI	1991-93	860-7007-00	612-8033		PR
FREERIDE 800R 137/146/154	2012-15	507-0324-73		612-8037	PR
FREERIDE 850 E-TEC	2018-21	507-0324-73		612-8037	PR
FREESTYLE 300F	2006	415-0536-00	612-8035		PR
FREESTYLE BACK COUNTRY 550 F	2007-08	415-1291-72	612-8035		PR
FREESTYLE PARK 550 F	2007-08	415-1291-72	612-8035		PR
FREESTYLE SESSION 300 F	2007-08	415-1291-72	612-8035		PR
FREESTYLE SESSION 550 F	2007	415-1291-72	612-8035		PR
GRAND TOURING 500	1997-03	415-0536-00	612-8035		PR
GRAND TOURING 500/580	1996	860-7017-00	612-8036		PR
GRAND TOURING 583	1997-99	415-0536-00	612-8035		PR
GRAND TOURING 600	2000-03	415-0536-00	612-8035		PR
GRAND TOURING 600 ACE	2018-21	507-0324-73		612-8037	PR
GRAND TOURING 600 HO ETEC	2010-18	507-0324-73		612-8037	PR
GRAND TOURING 600R ETEC	2019-21	507-0324-73		612-8037	PR
GRAND TOURING 700	2001-03	415-0536-00	612-8035		PR
GRAND TOURING 800	2002	415-0846-00	612-8035		PR
GRAND TOURING 900 ACE	2014-21	507-0324-73		612-8037	PR
GRAND TOURING 900 ACE TURBO	2019-21	507-0324-73		612-8037	PR
GRAND TOURING LE/SE 1200	2010-18	507-0324-73		612-8037	PR
GRAND TOURING SE	1993-95	860-7007-00	612-8033		PR
GRAND TOURING SE 800 SDI	2003	415-0846-00	612-8035		PR
GRAND TOURING SPORT 550F	2010-15	507-0324-73		612-8037	PR
GRAND TOURING SPORT 600	2010-15	507-0324-73		612-8037	PR
GRAND TOURING SPORT 600 ACE	2013-17	507-0324-73		612-8037	PR
GRAND TOURING V-1000	2003	415-0536-00	612-8035		PR
GRAND TOURING XTC	1993-95	860-7007-00	612-8033		PR
GSX 380 F	2005-06	415-0536-00	612-8035		PR
GSX 500 SS	2004-06	415-0846-00	612-8035		PR
GSX 550 F	2005-08	415-0536-00	612-8035		PR
GSX 600 HO	2004-05	415-0846-00	612-8035		PR
GSX 600 HO ETEC	2009-14	507-0324-73		612-8037	PR
GSX 600 HO SDI	2004-06	415-0536-00	612-8035		PR
GSX 800 HO	2004-06	415-0846-00	612-8035		PR
GSX 800R ETEC	2012-14	507-0324-73		612-8037	PR
GSX 900 ACE	2014-15	507-0324-73		612-8037	PR
GSX LE/SE 1200	2009-14	507-0324-73		612-8037	PR
GSX LTD 600 HO SDI	2007	415-1291-72	612-8035		PR
GSX LTD 800 HO PTEK	2007	415-1291-72	612-8035		PR
GSX SPORT 500 SS	2009	507-0324-73		612-8037	PR
GSX SPORT 500 SS	2007	415-1291-72	612-8035		PR
GSX SPORT 550 F	2010	507-0324-73		612-8037	PR
GSX SPORT 600	2009	507-0324-73		612-8037	PR
GSX SPORT 600 HO SDI	2007	415-1291-72	612-8035		PR
GTX 380 F	2005-06	415-0536-00	612-8035		PR
GTX 500 SS	2005-06	415-0536-00	612-8035		PR
GTX 500 SS SPORT	2009	507-0324-73		612-8037	PR
GTX 500 SS SPORT	2007-08	415-1291-72	612-8035		PR
GTX 550 F	2005-08	415-0536-00	612-8035		PR
GTX 600 H.O. / ACE	2018	507-0324-73		612-8037	PR
GTX 600 HO	2005	415-0536-00	612-8035		PR
GTX 600 HO ETEC	2009-10	507-0324-73		612-8037	PR
GTX 600 HO SDI (ALL OPTIONS)	2005-08	415-1291-72	612-8035		PR
GTX 800 HO	2006	415-0846-00	612-8035		PR
GTX 900 ACE	2018	507-0324-73		612-8037	PR
GTX LE/SE 1200	2009-11	507-0324-73		612-8037	PR
GTX LTD 800 HO PTEK	2007	415-1291-72	612-8035		PR
LEGEND 380 F	2002	860-7017-00	612-8036		PR
LEGEND 500/600/700/800/800 EUROPE	2002	415-0536-00	612-8035		PR
LEGEND SE 800 SDI	2003	415-0846-00	612-8035		PR
LEGEND TOURING V800	2007-08	415-1291-72	612-8035		PR
LEGEND TRAIL V800	2007	415-1291-72	612-8035		PR
LEGEND V-1000	2003, 05	415-0536-00	612-8035		PR
MACH Z	2002-03	415-0846-00	612-8035		PR
MACH Z 1000 SDI	2005	415-0846-00	612-8035		PR
MACH Z ADRENALINE	2007	415-0846-00	612-8035		PR
MACH Z X	2007	415-0846-00	612-8035		PR
MXZ ADRENALINE 1200	2010	507-0324-73		612-8037	PR
MXZ 1000 SDI RENEGADE RT	2007	415-0846-00	612-8035		PR
MXZ 1000 SKI RENEGADE X	2006	415-0846-00	612-8035		PR
MXZ 380 F	2005-06	415-0536-00	612-8035		PR
MXZ 380 F/EUROPE	2002	860-7017-00	612-8036		PR
MXZ 440 RACING	2004-06	415-0846-00	612-8035		PR
MXZ 500 SS TRAIL & ADRENALINE	2004-07	415-0846-00	612-8035		PR

TERMS & INDEX
NEW
HELMETS
HELMET ACCESSORIES
APPAREL
ACCESSORIES
TRACKS & SUSPENSION
STEERING
TRANS MISSION
PLOW & WINCH
WIND SHIELDS
BRAKES & CARB.
ENGINE PARTS
ELECTRICAL
TRAILER
CHEMICALS
TECH & TOOLS
P.O.P

BRAKE PADS

CODE = B

KEYWORD = 16B



See Pages 620-622 for Photos

Model	Year	OEM No.	Semi-Metallic	Full Metal	Unit
Ski-Doo™					
NEW MXZ 500/EUROPE	2003	415-0536-00	612-8035		PR
MXZ 50TH 600 HO ETEC	2009	507-0324-73		612-8037	PR
MXZ 550 F	2004-08	415-0536-00	612-8035		PR
MXZ 550 X	2007-08	415-1291-72	612-8035		PR
MXZ 600 EFI	2021	507-0324-73		612-8037	PR
HELMETS MXZ 600 HO ADRENALINE	2009-10	507-0324-73		612-8037	PR
MXZ 600 HO ADRENALINE	2007	415-1291-72	612-8035		PR
MXZ 600 HO RENEGADE	2005	415-0846-00	612-8035		PR
MXZ 600 HO SDI ADRENALINE	2006-07	415-0846-00	612-8035		PR
HELMET ACCESSORIES MXZ 600 HO SDI ADRENALINE & X	2005-06	415-0846-00	612-8035		PR
MXZ 600 HO SDI BLIZZARD	2007	415-0846-00	612-8035		PR
MXZ 600 HO SDI RENEGADE	2007	415-1291-72	612-8035		PR
MXZ 600 HO SDI RENEGADE X	2008	507-0324-73		612-8037	PR
MXZ 600 HO SDI RENEGADE X	2004-06	415-0846-00	612-8035		PR
APPAREL MXZ 600 HO TRAIL & ADRENALINE & X	2004-05	415-0846-00	612-8035		PR
MXZ 600/700/800	2003	415-0536-00	612-8035		PR
MXZ 800	2001	415-0846-00	612-8035		PR
MXZ 800 HO ADRENALINE & X	2004-06	415-0846-00	612-8035		PR
ACCESSORIES MXZ 800 HO PTEK ADRENALINE	2007	415-1291-72	612-8035		PR
MXZ 800 HO PTEK BLIZZARD	2007	415-0846-00	612-8035		PR
MXZ 800 HO PTEK RENEGADE	2007	415-1291-72	612-8035		PR
MXZ 800 HO RENEGADE & RENEGADE X	2004-06	415-0846-00	612-8035		PR
TRACKS & SUSPENSION MXZ 800 R ADRENALINE	2009-10	507-0324-73		612-8037	PR
MXZ 900 ACE	2018-20	507-0324-73		612-8037	PR
MXZ BLAIR MORGAN SPECIAL EDITION	2003	415-0846-00	612-8035		PR
MXZ BLIZZARD 1200 4-TEC	2018	507-0324-73		612-8037	PR
MXZ BLIZZARD 600 H.O. E-TEC / ACE / CARB	2018-20	507-0324-73		612-8037	PR
STEERING MXZ BLIZZARD 850 E-TEC	2018-20	507-0324-73		612-8037	PR
MXZ RENEGADE X 800 R	2008	507-0324-73		612-8037	PR
MXZ REV 600 HO/800/007 SPECIAL EDITION	2003	415-0846-00	612-8035		PR
TRANS MISSION MXZ SPORT 550 F	2011-14	507-0324-73		612-8037	PR
MXZ SPORT 600 ACE	2011-15	507-0324-73		612-8037	PR
MXZ SPORT 600 REV	2010-15	507-0324-73		612-8037	PR
MXZ TNT 500 SS	2008	507-0324-73		612-8037	PR
MXZ TNT 500 SS XP	2009	507-0324-73		612-8037	PR
PLOW & WINCH MXZ TNT 550F	2009-12	507-0324-73		612-8037	PR
MXZ TNT 600 ACE	2011-12	507-0324-73		612-8037	PR
MXZ TNT 600R ETEC	2019-21	507-0324-73		612-8037	PR
MXZ TNT 800R ETEC	2009-15	507-0324-73		612-8037	PR
MXZ TNT 800R PTEK	2009-11	507-0324-73		612-8037	PR
WIND SHIELDS MXZ TNT 850 ETEC	2019-21	507-0324-73		612-8037	PR
MXZ TNT 900 ACE	2014-20	507-0324-73		612-8037	PR
MXZ TNT 1200	2009-18	507-0324-73		612-8037	PR
MXZ TRAIL 500 SS XP	2009	507-0324-73		612-8037	PR
BRAKES & CARB. MXZ X 440	2002-03	415-0846-00	612-8035		PR
MXZ X 440 LC	1997-01	415-0846-00	612-8035		PR
MXZ X 600 HO	2008-09	507-0324-73		612-8037	PR
MXZ X 600 HO ETEC	2010-18	507-0324-73		612-8037	PR
ENGINE PARTS MXZ X 600 HO SDI	2004, 07	415-0846-00	612-8035		PR
MXZ X 600 HO SDI RENEGADE	2004-07	415-0846-00	612-8035		PR
MXZ X 600R ETEC	2019-21	507-0324-73		612-8037	PR
MXZ X 800 HO PTEK	2007	415-0846-00	612-8035		PR
MXZ X 800 HO PTEK RENEGADE	2007	415-0846-00	612-8035		PR
ELECTRICAL MXZ X 800 R	2008	507-0324-73		612-8037	PR
MXZ X 800 R ETEC	2009-15	507-0324-73		612-8037	PR
MXZ X 850 ETEC	2019-21	507-0324-73		612-8037	PR
MXZ XRS 600 HO SDI	2007	415-0846-00	612-8035		PR
TRAILER MXZ XRS 600 HO/R ETEC	2011-21	507-0324-73		612-8037	PR
MXZ XRS 800 HO PTEK	2007	415-0846-00	612-8035		PR
MXZ XRS 800R ETEC	2010-15	507-0324-73		612-8037	PR
MXZ XRS 850 ETEC	2019-21	507-0324-73		612-8037	PR
CHEMICALS MXZ/MXZX 1200	2009-18	507-0324-73		612-8037	PR
NORDIC (ALL OPTIONS)	1969-71	581-0467-00	612-8002		PC
NORDIC 440, 640 (ALL OPTIONS)	1972-73	0109-598 / 0109-597	610-8001		PR
NORDIC 640	1974	414-2126-00	610-8003		PR
NORDIK 377	1981-83	581-1182-00	612-8031		PC
TECH & TOOLS NORDIK 50, 60	1987	860-7001-00	612-8024		PR
NORDIK 50, 60	1989-91	860-7001-00	612-8024		PR
OLYMPIQUE (ALL OPTIONS)	1969-74	581-0467-00	612-8002		PC
OLYMPIQUE (ALL OPTIONS)	1975-79	860-7006-00	612-8004		PR
OLYMPIQUE 300 (MONO)	1976-77	581-0467-00	612-8002		PC
P.O.P. RENEGADE 600 EFI SPORT	2021	507-0324-73		612-8037	PR
RENEGADE 600R ETEC	2019-21	507-0324-73		612-8037	PR
RENEGADE 850 E-TEC ALL	2018-21	507-0324-73		612-8037	PR
RENEGADE 900 ACE ALL	2014-21	507-0324-73		612-8037	PR
RENEGADE 900 ACE TURBO	2021	507-0324-73		612-8037	PR
RENEGADE ADRENALINE 600 HO ETEC	2010-18	507-0324-73		612-8037	PR
RENEGADE ADRENALINE 800R PTEK/ETEC	2010-18	507-0324-73		612-8037	PR

BRAKE PADS

See Pages 620-622 for Photos

CODE = B

KEYWORD = 16B



Model	Year	OEM No.	Semi-Metallic	Full Metal	Unit
Ski-Doo™					
RENEGADE ADRENALINE 1200	2010-18	507-0324-73		612-8037	PR
RENEGADE BACKCOUNTRY / X 800R PTEK/ETEC	2010-18	507-0324-73		612-8037	PR
RENEGADE BACKCOUNTRY 600HO ETEC	2010-18	507-0324-73		612-8037	PR
RENEGADE ENDURO 600 H.O E-TEC	2018	507-0324-73		612-8037	PR
RENEGADE ENDURO 800R E-TEC	2018	507-0324-73		612-8037	PR
RENEGADE SPORT 550F	2010-14	507-0324-73		612-8037	PR
RENEGADE SPORT 600	2010-20	507-0324-73		612-8037	PR
RENEGADE X 1200	2010-18	507-0324-73		612-8037	PR
RENEGADE X 600 HO ETEC	2010-18	507-0324-73		612-8037	PR
RENEGADE X 800R PTEK/ETEC	2010-18	507-0324-73		612-8037	PR
RENEGADE XRS 800R ETEC	2015-18	507-0324-73		612-8037	PR
SAFARI 377, 377E, 503, 503R	1988	860-7001-00	612-8024		PR
SAFARI 377, 447	1984-87	860-7006-00	612-8004		PR
SAFARI CHEYENNE	1989-91	860-7001-00	612-8024		PR
SAFARI GL L/C	1985-86	860-7006-00	612-8004		PR
SAFARI, DELUXE 503 RALLY	1993	860-7007-00	612-8033		PR
SAFARI, DELUXE, L, RALLY ET	1994	860-7001-00	612-8024		PR
SAGA	1989	860-7001-00	612-8024		PR
SCOUT E	1989	860-7001-00	612-8024		PR
SKANDIC 277, 377	1982-86	581-1182-00	612-8031		ASSY
SKANDIC 335	1970-73	581-0467-00	612-8002		PC
SKANDIC 377-R	1985-87	860-7001-00	612-8024		PR
SKANDIC 380	1999	860-7017-00	612-8036		PR
SKANDIC 500	1995-97	860-7017-00	612-8036		PR
SKANDIC 500	2002	415-0846-00	612-8035		PR
SKANDIC 500 F WT, SWT	2003	415-0846-00	612-8035		PR
SKANDIC 503	1987	860-7006-00	612-8004		PR
SKANDIC 550 F SUV	2004-10	415-0846-00	612-8035		PR
SKANDIC 550 F/WT, SWT	2004-10	415-0846-00	612-8035		PR
SKANDIC 600	2002-03	415-0846-00	612-8035		PR
SKANDIC 600 HO ETEC	2014-20	507-0324-73		612-8037	PR
SKANDIC 600 SUV	2003-07	415-0846-00	612-8035		PR
SKANDIC 600 WT LC	2004	415-0846-00	612-8035		PR
SKANDIC 900 ACE/SWT/WT	2015-21	507-0324-73		612-8037	PR
SKANDIC II 377, 377R, 503R, 503R SLT	1994	860-7001-00	612-8024		PR
SKANDIC II 377, 503 R, SLT	1993	860-7007-00	612-8033		PR
SKANDIC LT 440F	2003-07	860-7007-00	612-8033		PR
SKANDIC SPORT 600 EFI	2021	507-0324-73		612-8037	PR
SKANDIC SUV 600	2008-09	415-0846-00	612-8035		PR
SKANDIC SWT V-800	2007-10	415-0846-00	612-8035		PR
SKANDIC SWT/WT 550F	2013-20	507-0324-73		612-8037	PR
SKANDIC SWT/WT 600 ACE	2013-21	507-0324-73		612-8037	PR
SKANDIC SWT/WT 600R E-TEC	2021	507-0324-73		612-8037	PR
SKANDIC TUNDRA 300 F	2007-08	415-1291-72	612-8035		PR
SKANDIC TUNDRA LT 550 F	2008	415-1291-72	612-8035		PR
SKANDIC TUNDRA LT V-800	2008	415-1291-72	612-8035		PR
SKANDIC TUNDRA STD SPORT LT	2010	507-0324-73		612-8037	PR
SKANDIC TUNDRA V-800	2007	415-1291-72	612-8035		PR
SKANDIC WT 600	2005-10	415-0846-00	612-8035		PR
SKANDIC WT 600 EFI	2021	507-0324-73		612-8037	PR
SS-25	1984	860-7006-00	612-8004		PR
SUMMIT 470, 583, 670	1994-95	860-7007-00	612-8033		PR
SUMMIT 500 F	2001-02	415-0536-00	612-8035		PR
SUMMIT 500 SS EVEREST	2009	507-0324-73		612-8037	PR
SUMMIT 500, 583	1996	860-7007-00	612-8033		PR
SUMMIT 50TH 800 R XP	2009	507-0324-73		612-8037	PR
SUMMIT 550 F	2003-08	415-0536-00	612-8035		PR
SUMMIT 600 HO EVEREST	2009-11	507-0324-73		612-8037	PR
SUMMIT 600 HO SDI, ADRENILINE	2003-08	415-0846-00	612-8035		PR
SUMMIT 600 X HO ETEC	2010-11	507-0324-73		612-8037	PR
SUMMIT 600/700/800/EURO 600/EURO 800	2002	415-0536-00	612-8035		PR
SUMMIT 600/800	2002	415-0846-00	612-8035		PR
SUMMIT 600R ETEC	2019-21	507-0324-73		612-8037	PR
SUMMIT 700	2002-03	415-0846-00	612-8035		PR
SUMMIT 800 HO	2004-06	415-0846-00	612-8035		PR
SUMMIT 800 R EVEREST	2009-11	507-0324-73		612-8037	PR
SUMMIT 800 R FREERIDE	2011	507-0324-73		612-8037	PR
SUMMIT 800 R PTEK	2010-18	507-0324-73		612-8037	PR
SUMMIT 850 ETEC	2017-21	507-0324-73		612-8037	PR
SUMMIT ADRENALINE 800 R	2007	415-1291-72	612-8035		PR
SUMMIT HIGHMARK & HIGHMARK X 1000 SDI	2005, 07	415-0846-00	612-8035		PR
SUMMIT HILLCLIMB 800 R XP	2009-10	507-0324-73		612-8037	PR
SUMMIT SP/SPORT 600HO ETEC	2010-18	507-0324-73		612-8037	PR
SUMMIT SP/SPORT 800R ETEC	2012-16	507-0324-73		612-8037	PR
SUMMIT SPORT 800R PTEK	2015	507-0324-73		612-8037	PR
SUMMIT X	2007	415-0846-00	612-8035		PR
SUMMIT X 600 HO	2009	507-0324-73		612-8037	PR
SUMMIT X 800 HO	2003	415-0846-00	612-8035		PR

BRAKE PADS

CODE = B

KEYWORD = 16B



See Pages 620-622 for Photos

Model	Year	OEM No.	Semi-Metallic	Full Metal	Unit
Ski-Doo™					
SUMMIT X 800 R ETEC	2008-16	507-0324-73		612-8037	PR
SUMMIT XRS	2007	415-0846-00	612-8035		PR
TNT (ALL OPTIONS)	1972-73	0109-598 / 0109-597	610-8001		PC
TNT (ALL OPTIONS)	1969-71	581-0467-00	612-8002		PC
TNT 340, 440 F/A, F/C, RV	1975, 77-78	860-7006-00	612-8004		PR
TNT F/A, F/C, RV	1973-76	414-2126-00	610-8003		PR
TOURING E/LE/LT/SLE	1996-99	860-7017-00	612-8036		PR
TUNDRA 300 F	2006	415-0536-00	612-8035		PR
TUNDRA, LT	1985-87	860-7006-00	612-8004		PR
TUNDRA II, LT	1994	860-7001-00	612-8024		PR
TUNDRA LT / SPORT 550	2011-20	507-0324-73		612-8037	PR
TUNDRA LT / SPORT 600 ACE	2009-21	507-0324-73		612-8037	PR
TUNDRA LT/SPORT 600 EFI	2021	507-0324-73		612-8037	PR
TUNDRA R	1998	860-7017-00	612-8036		PR
TUNDRA STD/SPORT/WT 550F	2011-20	507-0324-73		612-8037	PR
TUNDRA XTREME 600 HO ETEC	2011-20	507-0324-73		612-8037	PR
TUNDRA, TUNDRA LT	1985-96	860-7001-00	612-8024		PR
VOYAGEUR	1989	860-7001-00	612-8024		PR
Skiroule™					
LAZER 340, 440	1974, 76	414-2126-00	610-8003		PR
RT 300, RTX 300, 340, 440, 447	1974	414-2126-00	610-8003		PR
SONAR 440	1975	414-2126-00	610-8003		PR
SPRINT 340	1976	414-2126-00	610-8003		PR
ULTRA 340, 440, 447	1975-76	414-2126-00	610-8003		PR
Sno-Jet™					
ALL MODELS	1969-71	0109-598 / 0109-597	610-8001		PR
ASTRO 340, 440, SST 340, 440	1977	0109-597	610-8001		PR
ASTRO JET 295	1975-76	0109-598 / 0109-597	610-8001		ASSY
ASTRO JET 295, 340, 440	1974-76	0109-598 / 0109-597	610-8001		PR
ASTRO SS	1975-76	414-2126-00	610-8003		PR
ASTRO SS 295, 340, 440	1974	0109-598 / 0109-597	610-8001		PC
SABRE JET	1974	414-2126-00	610-8003		PR
SST 295, 340, 440	1973-74	0109-598 / 0109-597	610-8001		PR
SST 340, 440	1977	0109-598 / 0109-597	610-8001		PR
SST F/A	1975	414-2126-00	610-8003		PR
SST S 292Y, S 338Y, S 433Y Y 433Y	1972	0109-598 / 0109-597	610-8001		PR
STAR JET (ALL OPTIONS)	1972-73	0109-598 / 0109-597	610-8001		PR
STAR JET 292H, 292H, 292EH, 339, 339EH, 339S	1970	0109-598 / 0109-597	610-8001		PR
STRATOS JET 295	1974	0109-598 / 0109-597	610-8001		PR
SUPER JET 433Y, 433EY	1972	0109-598 / 0109-597	610-8001		PR
THUNDER JET	1975	0109-598 / 0109-597	610-8001		PR
WHISPER JET	1973-74	0109-598 / 0109-597	610-8001		PR
Yamaha™					
APEX	2006-15	8FA-W0045-00-00	PARKING BRAKE	613-8039	PR
APEX (ALL OPTIONS)	2006-18	8FU-W0046-01-00	613-8037		PR
ATTAK	2006-07	8FU-W0046-01-00	613-8037		PR
ATTAK	2006-07	8FA-W0045-00-00	PARKING BRAKE	613-8039	PR
ATTAK GT	2006-07	8FU-W0046-01-00	613-8037		PR
ATTAK GT	2006-07	8R4-25740-00	613-8015		PC
BRAVO BR 250 (ALL OPTIONS)	1982-00	8R4-25740-00	613-8015		PC
CS 340	1989-93	84X-25811-01	613-8012		PR
EC 340	1981-88	8F3-25730-00	613-8016		PC
EC 540	1979-82	84X-25811-00	613-8012		PR
EL	1979-82	826-25732-00	613-8011		PR
ET 250, 300, 340	1977-88	8F3-25730-00	613-8016		PC
ET 400T, TR	1989-91	8F3-25730-00	613-8016		PC
ET 410, TR	1992-00	84X-25811-00	613-8012		PR
EW, SW	1972-73	826-25732-00	613-8011		PR
EX 570	1991-92	84X-25811-01	613-8012		PR
EX, SRX	1976-81	84X-25811-00	613-8012		PR
EXCITER 570	1987-91	84X-25811-00	613-8012		PR
FX NYTRO ALL	2008-14	8FA-W0045-00-00	PARKING BRAKE	613-8039	PR
FX NYTRO ALL	2008-14	8FU-W0046-01-00	613-8037		PR
GP	1973-78	826-25732-00	613-8011		PR
GS	1973-78	821-25740-00-00	613-8009		PR
GPX (ALL OPTIONS)	1974-75	84X-25811-00	613-8012		PR
INVITER CF 300	1986-89	8F3-25730-00	613-8016		PC
MOUNTAIN LITE 500	2000-01	8DJ-W0046-00	613-8036	613-8033	PR
		8FA-W0046-00			
		8FA-W0046-01			
MOUNTAIN MAX 600	1997-98	8DF-W0046-00	613-8035		PR
MOUNTAIN MAX 700	1997-98	8DF-W0046-00	613-8035		PR
MOUNTAIN MAX 800	1997	8DF-W0046-01	613-8035		PR
NYTRO	2006	8FU-W0046-01-00	613-8037		PR
NYTRO	2006	8DJ-W0046-00	613-8036	613-8033	PR
		8FA-W0046-00			
		8FA-W0046-01			

BRAKE PADS

See Pages 620-622 for Photos

CODE = B

KEYWORD = 16B



Model	Year	OEM No.	Semi-Metallic	Full Metal	Unit
Yamaha™					
NYTRO / ER	2006-07	8FA-W0045-00-00	PARKING BRAKE	613-8039	PR
NYTRO ER	2006-0	8FU-W0046-01-00	613-8037		PR
OVATION CS 340, VK 540	1989-00	84X-25811-00	613-8012		PR
PH 480	1988-93	84X-25811-01	613-8012		PR
PHAZER	2007-08	8FA-W0045-00-00	PARKING BRAKE	613-8039	PR
PHAZER 480	1984-98	84X-25811-00	613-8012		PR
PHAZER 500 /DELUXE	1999-01	8DJ-W0046-00	613-8036	613-8033	PR
		8FA-W0046-00			
		8FA-W0046-01			
PHAZER ALL	2007-15	8FA-W0045-00-00	PARKING BRAKE	613-8039	PR
PHAZER ALL	2007-18	8GC-W0045-00-00		613-8038	PR
PHAZER MOUNTAIN 480	1999	84X-25811-00	613-8012		PR
RAGE	2006-07	8FU-W0046-01-00	613-8037		PR
RAGE	2005-07	8FA-W0045-00-00	PARKING BRAKE	613-8039	PR
RAGE GT	2007	8FU-W0046-01-00	613-8037		PR
RS RAGE	2005	8DJ-W0046-00	613-8036	613-8033	PR
		8FA-W0046-00			
		8FA-W0046-01			
RS RAGE	2005	8DJ-W0046-00	613-8035		
		8FA-W0046-00			
		8FA-W0046-01			
RS VECTOR	2012-18	8DJ-W0046-00	613-8036	613-8033	PR
		8FA-W0046-00			
		8FA-W0046-01			
RS VECTOR ALL	2005-18	8FA-W0046-00-00	613-8035		
RS VECTOR ALL	2005-16	8FA-W0045-00-00	PARKING BRAKE	613-8039	PR
RS VECTOR ER	2005	8DJ-W0046-00	613-8036	613-8033	PR
		8FA-W0046-00			
		8FA-W0046-01			
RS VECTOR LTX	2013-15	8DJ-W0046-00	613-8036	613-8033	PR
		8FA-W0046-00			
		8FA-W0046-01			
RS VECTOR GTX	2016-17	8DJ-W0046-00	613-8036	613-8033	PR
		8FA-W0046-00			
		8FA-W0046-01			
RS VECTOR/VECTOR MTN	2005-06	8DJ-W0046-00	613-8036	613-8033	PR
		8FA-W0046-00			
		8FA-W0046-01			
RS VENTURE	2005-18	8DJ-W0046-00	613-8036	613-8033	PR
		8FA-W0046-00			
		8FA-W0046-01			
RS VENTURE	2007-16	8FA-W0045-00-00	PARKING BRAKE	613-8039	PR
RS VENTURE	2008-12	8FA-W0046-01-00	613-8037		PR
RS VENTURE GT	2007-15	8DJ-W0046-00	613-8036	613-8033	PR
		8FA-W0046-00			
		8FA-W0046-01			
RS VENTURE TF	2013-20	8DJ-W0046-00	613-8036	613-8033	PR
		8FA-W0046-00			
		8FA-W0046-01			
RS VIKING PRO	2006-15	8FA-W0045-00-00	PARKING BRAKE	613-8039	PR
RS VIKING PRO	2006-15	8FU-W0046-01-00	613-8037		PR
RX VENTURE GT	2008-09	8FA-W0046-01-00	613-8037		PR
RX WARRIOR	2004-05	8DF-W0046-01	613-8035		PR
RX WARRIOR	2004-05	8FA-W0045-00-00	PARKING BRAKE	613-8039	PR
RX WARRIOR	2004	8DJ-W0046-00	613-8036	613-8033	PR
		8FA-W0046-00			
		8FA-W0046-01			
RX WARRIOR LE	2004	8FA-W0046-00-00	613-8035		PR
RX WARRIOR LE	2005	8FU-W0046-00-00	613-8037		PR
RX-1	2003-04	8DF-W0046-01	613-8035		PR
RX-1	2005	8FU-W0046-00-00	613-8037		PR
RX-1	2003-04	8DJ-W0046-00	613-8036	613-8033	PR
		8FA-W0046-00			
		8FA-W0046-01			
RX-1 ALL	2003-05	8FA-W0045-00-00	PARKING BRAKE	613-8039	PR
RX-1 ER	2003-04	8DF-W0046-01	613-8035		PR
RX-1 ER	2003-04	8DJ-W0046-00	613-8036	613-8033	PR
		8FA-W0046-00			
		8FA-W0046-01			
RX-1 ER	2005	8FU-W0046-00-00	613-8037		PR
RX-1 ER LE	2005	8FU-W0046-00-00	613-8037		PR
RX-1 ER LE	2003-04	8DJ-W0046-00	613-8036	613-8033	PR
		8FA-W0046-00			
		8FA-W0046-01			
RX-1 LE	2003-04	8DF-W0046-01	613-8035		PR

TERMS & INDEX

NEW

HELMETS

HELMET ACCESSORIES

APPAREL

ACCESSORIES

TRACKS & SUSPENSION

STEERING

TRANS MISSION

PLOW & WINCH

WIND SHIELDS

BRAKES & CARB.

ENGINE PARTS

ELECTRICAL

TRAILER

CHEMICALS

TECH & TOOLS

P.O.P

BRAKE PADS

CODE = B

KEYWORD = 16B



See Pages 620-622 for Photos

Model	Year	OEM No.	Semi-Metallic	Full Metal	Unit
Yamaha™					
RX-1 LE	2003-04	8DJ-W0046-00 8FA-W0046-00 8FA-W0046-01	613-8036	613-8033	PR
RX-1 MOUNTAIN	2003-04	8DJ-W0046-00 8FA-W0046-01	613-8036	613-8033	PR
RX-1 MTN	2003-04	8DF-W0046-01	613-8035		PR
RX-1 MTN	2005	8FU-W0046-00-00	613-8037		PR
RX-1 MTN LE	2003-04	8DF-W0046-01	613-8035		PR
RX-1 MTN LE	2005	8FU-W0046-00-00	613-8037		PR
RX10GTAX	2008	8FA-W0045-00-00	PARKING BRAKE	613-8039	PR
SIDEWINDER	2017-21	8JP-F5811-00-00		611-8035	PR
SW	1971-75	821-25740-00-00	613-8009		
SL, TW	1974	826-25732-00	613-8011		PR
SM	1971-75	821-25740-00-00	613-8009		
SR 540	1980-91	84X-25811-00	613-8012		PR
SR 540	1988-91	84X-25811-01	613-8012		PR
SR VENTURE	2018	8JP-F5811-00-00		611-8035	PR
SRVIPER	2014-18	8JP-F5811-00-00		611-8035	PR
SRVIPER L-TX GT	2021	8JP-F5811-00-00		611-8035	PR
SRX 600, 700	1998	8DF-W0046-00	613-8035		PR
SRX 700/S	2000	8DJ-W0046-00 8FA-W0046-01	613-8036	613-8033	PR
SS 440	1980-83	84X-25811-00	613-8012		PR
SSR	1978	84X-25811-00	613-8012		PR
STX	1976-77	84X-25811-00	613-8012		PR
SV80, 125	1988-92	84X-25811-00	613-8012		PR
SX VENOM	2004-05	8DF-W0046-00	613-8035		PR
SX VENOM ER	2004	8DF-W0046-00	613-8035		PR
SX VIPER	2003	8DF-W0046-00	613-8035		PR
SX VIPER ER	2003-04	8DF-W0046-00	613-8035		PR
SX VIPER MOUNTAIN	2003-05	8DF-W0046-00	613-8035		PR
SX VIPER S	2004	8DF-W0046-00	613-8035		PR
SXR 500/600/700	2000	8DJ-W0046-00 8FA-W0046-01	613-8036	613-8033	PR
SXVENOM	2021	8JP-F5811-00-00		611-8035	PR
TL	1975	826-25732-00	613-8011		PR
TRANSPORTER 600	2020	8JP-F5811-00-00		611-8035	PR
TRANSPORTER 600	2021	8JP-F5811-00-00		611-8035	PR
TRANSPORTER 800	2021	8JP-F5811-00-00		611-8035	PR
TRANSPORTER LITE	2021	8JP-F5811-00-00		611-8035	PR
VECTOR / LTX	2012	8FA-W0046-01-00	613-8035		PR
VECTOR ER	2006-07	8FU-W0046-01-00	613-8037		PR
VECTOR GT	2007	8FU-W0046-01-00	613-8037		PR
VECTOR MOUNTAIN	2006-07	8DJ-W0046-00 8FA-W0046-01	613-8036	613-8033	PR
VECTOR MTN ALL	2006	8FA-W0046-01-00	613-8035		PR
VECTOR MTN I & II	2006-07	8FU-W0046-01-00	613-8037		PR
VECTOR MTN SE I & II	2007	8FU-W0046-01-00	613-8037		PR
VENTURE 500	1997-01	8DF-W0046-00	613-8035		PR
VENTURE 500/XL	2000-01	8DJ-W0046-00 8FA-W0046-01	613-8036	613-8033	PR
VENTURE 600	1997-04	8DF-W0046-00	613-8035		PR
VENTURE 600/700	2000	8DJ-W0046-00 8FA-W0046-01	613-8036	613-8033	PR
VENTURE 700	1998-04	8DF-W0046-00	613-8035		PR
VENTURE LITE	2007-13	8GC-W0045-00-00		613-8038	PR
VENTURE MULTIPURPOSE	2013-18	8GC-W0045-00-00		613-8038	PR
VENTURE TF 480	1999-00	84X-25811-00	613-8012		PR
VENTURE VT 480	1999	84X-25811-00	613-8012		PR
VENTURE VT 480	1991-98	84X-25811-00	613-8012		PR
VK 540	1988-20	84X-25811-01	613-8012		PR
VK PROFESSIONAL	2006	8DJ-W0046-00 8FA-W0046-01	613-8036	613-8033	PR
VK PROFESSIONAL II	2016-18	8FU-W0046-01-00	613-8037		PR
V-MAX 4 800	1997	8DF-W0046-00	613-8035		PR
V-MAX 500	1999-00	8DF-W0046-00	613-8035		PR
VMAX 500 /DELUXE	2000-01	8DJ-W0046-00 8FA-W0046-01	613-8036	613-8033	PR
V-MAX 500 DELUXE	1999-01	8DF-W0046-00	613-8035		PR

BRAKE PADS

See Pages 620-622 for Photos

CODE = B **KEYWORD = 16B**



Model	Year	OEM No.	Semi-Metallic	Full Metal	Unit
Yamaha™					
V-MAX 500 SX	1999	8DF-W0046-00	613-8035		PR
V-MAX 500 XT/XTC	1997-98	8DF-W0046-00	613-8035		PR
V-MAX 500 XTC DELUXE	1998	8DF-W0046-00	613-8035		PR
V-MAX 500 XTCE/XTCR	1997	8DF-W0046-00	613-8035		PR
V-MAX 500, E, DX, ST	1994-96	89A-25730-00	613-8034		PC
V-MAX 540	1983-91	84X-25811-00	613-8012		PR
V-MAX 600 (ALL OPTIONS)	1997-98	8DF-W0046-00	613-8035		PR
V-MAX 600	1999	8DF-W0046-00	613-8035		PR
V-MAX 600 DELUXE	1999-01	8DF-W0046-00	613-8035		PR
V-MAX 600 ER	2002	8DF-W0046-00	613-8035		PR
V-MAX 600 SX	1997-99	8DF-W0046-00	613-8035		PR
V-MAX 600 XT/XTC	1997-98	8DF-W0046-00	613-8035		PR
V-MAX 600 XTC DELUXE	1998	8DF-W0046-00	613-8035		PR
V-MAX 600 XTCE/XTCR	1997	8DF-W0046-00	613-8035		PR
V-MAX 600 XTR	1998	8DF-W0046-00	613-8035		PR
V-MAX 600, E, DX, ST	1994-96	89A-25730-00	613-8034		PC
V-MAX 700 (ALL OPTIONS)	1997-98	8DF-W0046-00	613-8035		PR
V-MAX 700	1999-00	8DF-W0046-00	613-8035		PR
V-MAX 700 DELUXE	1999-01	8DF-W0046-00	613-8035		PR
V-MAX 700 ER	2002	8DF-W0046-00	613-8035		PR
V-MAX 700 SX	1997-99	8DF-W0046-00	613-8035		PR
V-MAX 700 XT/XTC	1998	8DF-W0046-00	613-8035		PR
VMAX 800	1997	8DF-W0046-00	613-8035		PR
V-MAX-4	1992-94	89A-25730-00	613-8034		PC
V-MAX-4 800, ST	1995-96	89A-25730-00	613-8034		PC
XL 540	1985-00	84X-25811-00	613-8012		PR
XL.V	1998-92	84X-25811-01	613-8012		PR



TERMS & INDEX

NEW

HELMETS

HELMET ACCESSORIES

APPAREL

ACCESSORIES

TRACKS & SUSPENSION

STEERING

TRANS MISSION

PLOW & WINCH

WIND SHIELDS

BRAKES & CARB.

ENGINE PARTS

ELECTRICAL

TRAILER

CHEMICALS

TECH & TOOLS

P.O.P

BRAKE CABLE ASSEMBLIES

CODE = B

KEYWORD = 16B



610-1004



611-1011



612-1003



612-1008



612-1011



612-1015



614-1012



614-1013

Model	Year	Part No.	OEM#
Arctic Cat™			
BEARCAT 440/550	1995-98	611-1011	0687-048
BEARCAT WIDETRACK	1996-98	611-1011	0687-048
CHEETAH (ALL)	1974-78	610-1004	0109-407
CHEETAH / WANKEL 295	1975	610-1004	0109-407
CHEETAH 340, 399, 440	1972	610-1004	0109-407
COGUAR 2-UP	1996	611-1011	0687-048
COUGAR	1995-97	611-1011	0687-048
COUGAR MTN CAT	1995-97	611-1011	0687-048
EXT 580 / EFI	1994	611-1011	0687-048
EXT(ALL)	1973	610-1004	0109-407
JAG 2000, 3000, 4000	1979-81	610-1004	0109-407
JAG 275, 340	1975-77	610-1004	0109-407
JAG DLX	1995-96	611-1011	0687-048
JAG LIQUID	1996	611-1011	0687-048
LYNX (ALL)	1973-74	610-1004	0109-407
MT. CAT / MT. CAT EFI	1994	611-1011	0687-048
PANTER AF/C	1979	610-1004	0109-407
PANTERA (ALL)	1972	610-1004	0109-407
PANTERA 340, 440	1975	610-1004	0109-407
PANTERA(ALL)	1974-79	610-1004	0109-407
PANTHER 440/550	1997	611-1011	0687-048
PANTHER LIQUID	1996	611-1011	0687-048
PANTHER RENTAL, DLX	1995-96	611-1011	0687-048
POWER 2-UP	1995	611-1011	0687-048
PUMA	1973	610-1004	0109-407

Model	Year	Part No.	OEM#
Moto Ski™			
FUTURA 500, L/C	1980-82	612-1003	404-2469-00
GRAND PRIX SP	1979-81	612-1003	404-2469-00
MIRAGE III	1985	612-1003	404-2469-00
SONIC, L/C	1982-84	612-1003	404-2469-00
SUPER SONIC, XC	1979-82	612-1003	404-2469-00
ULTRA SONIC	1980-82	612-1003	404-2469-00

Model	Year	Part No.	OEM#
Polaris™			
120 XCR/XC/PRO X/Dragon/INDY	2000-21	614-1013	7081004
LONG TRAK	1983-89	614-1012	7080315,
STAR LT	1984	614-1012	7080329,
			7080362

Model	Year	Part No.	OEM#
Ski-Doo™			
ALPINE, BLIZZARD 246	1971-75	612-1008	414-4944-00
ALPINE 503	1986-87	612-1003	404-2469-00
ALPINE 640	1981	612-1003	404-2469-00
BLIZZARD (ALL)	1978-84	612-1003	404-2469-00
CITATION LS, LSE	1985-88	612-1003	404-2469-00
ESCAPADE, VOYAGEUR	1987-89	612-1003	404-2469-00
EVEREST (ALL)	1977-83	612-1003	404-2469-00
FORMULA 500	1990	612-1011	414-5357-00
FORMULA MX (ALL)	1985-93	612-1011	414-5357-00
FORMULA PLUS (ALL)	1985-93	612-1011	414-5357-00
FORMULA S, S ELECTRIC	1995-00	612-1015	414-9225-00
FORMULA SL,SLS	1995-96	612-1015	414-9225-00
FORMULA SP, SS	1985-86	612-1003	404-2469-00
FORMULA SS	1995-96	612-1015	414-9225-00
FORMULA STX, STX LT	1995-96	612-1015	414-9225-00
GT 470, 500, 580	1995-96	612-1015	414-9225-00
GRAND TOURING 583	1997-99	612-1015	414-9225-00
GRAND TOURING, XTC, SE	1994	612-1011	414-5357-00
GRAND TOURING SE, MX	1995	612-1015	414-9225-00
MACH I (ALL)	1989-94	612-1011	414-5357-00
NORDIK (ALL)	1973-92	612-1008	414-4944-00
NORDIK 50, 60	1987-91	612-1003	404-2469-00

Model	Year	Part No.	OEM#
Ski-Doo™			
RALLY E	1993-94	612-1015	414-9225-00
SAFARI 377, 447	1984-88	612-1003	404-2469-00
SAFARI 503	1988	612-1003	404-2469-00
SAFARI	1989-90	612-1003	404-2469-00
SAFARI CHEYENNE	1989-91	612-1003	404-2469-00
SAFARI DELUXE, RALLY	1994	612-1003	404-2469-00
SAFARI GLX, L, LC	1990-93	612-1003	404-2469-00
SAFARI LE, LX, LXE	1990-93	612-1003	404-2469-00
SAFARI GRAND LUXE, L/C	1984-86	612-1003	404-2469-00
SAFARI SAGA, SCOUT	1989-92	612-1003	404-2469-00
SKANDIC 335	1969-73	612-1008	414-4944-00
SKANDIC II 377/R	1992-94	612-1015	414-9225-00
SKANDIC 380	1995-00	612-1015	414-9225-00
SKANDIC II 503R/R SLT	1993-94	612-1015	414-9225-00
SKANDIC 440	2002	612-1015	414-9225-00
SKANDIC 440 LT	2003-06	612-1015	414-9225-00
SKANDIC 440 F LT	2007	612-1015	414-9225-00
SKANDIC 500	1995-00	612-1015	414-9225-00
SKANDIC 503	1987	612-1003	404-2469-00
SKANDIC II	1992-94	612-1003	404-2469-00
SS-25	1984	612-1003	404-2469-00
STRATOS	1987-88	612-1003	414-5090-00
SUMMIT 500	1996	612-1015	414-9225-00
SUMMIT 583	1995-96	612-1015	414-9225-00
TNT (ALL)	1970-73	612-1008	414-4944-00
TNT 340 F/A, 440 F/C	1977-78	612-1003	404-2469-00
TOURING E	1995-00	612-1015	414-9225-00
TOURING LE	1996-00	612-1015	414-9225-00
TOURING SLE	1996-00	612-1015	414-9225-00
TUNDRA, LT	1985-88	612-1003	404-2469-00
VALMONT	1969-74	612-1008	414-4944-00

Model	Year	Part No.	OEM#
Yamaha™			
APEX (RX10)	2010-17	613-1020	8FP-26351-10-00
APEX GT (RX10)	2009-10	613-1020	8FP-26351-10-00
APEX LE (RX10)	2016-18	613-1020	8FP-26351-10-00
APEX LTX_GT (RX10)	2009-10	613-1020	8FP-26351-10-00
APEX SE (RX10)	2011-15	613-1020	8FP-26351-10-00
APEX XTX (RX10)	2011-18	613-1020	8FP-26351-10-00
APEX XTX 1.75 (RX10)	2016-17	613-1020	8FP-26351-10-00
APEX XTX 1.75 LE (RX10)	2016-17	613-1020	8FP-26351-10-00
APEX_RTX (RX10)	2009	613-1020	8FP-26351-10-00
BR250F	1982	613-1027	8R4-26340-00-00
BR250G	1983	613-1027	8R4-26340-00-00
BR250TF	2001	613-1027	8R4-26340-00-00
BR250TX	2008	613-1027	8R4-26340-00-00
BR250TY	2009	613-1027	8R4-26340-00-00
BRAVO (BR250)	1984-90,92	613-1027	8R4-26340-00-00
BRAVO (BR250)	2006-07,11	613-1027	8R4-26340-00-00
BRAVO LT (BR250)	1993-95	613-1027	8R4-26340-00-00
BRAVO LT (BR250TA) CONTROL CABLE	1997-00	613-1027	8R4-26340-00-00
BRAVO LT (LONG TRACK) (BR250)	1990-91	613-1027	8R4-26340-00-00
BRAVO T (BR250TZ) CONTROL CABLE	2010	613-1027	8R4-26340-00-00
BRAVO T (LONG TRACK) (BR250)	1987-89, 1992	613-1027	8R4-26340-00-00
EC 340	1981-88	613-1000	8F3-26340-00
ET 250	1977-84	613-1000	8F3-26340-00
ET 300	1979-80	613-1000	8F3-26340-00
ET 340	1978-88	613-1000	8F3-26340-00
ET 400, TR	1989-91	613-1000	8F3-26340-00

BRAKE CABLE ASSEMBLIES

CODE = B

KEYWORD = 16B



Model	Year	Part No.	OEM#
Yamaha™			
FX NYTRO	2008-11	613-1024	8GL-26351-00-00
FX NYTRO RTX	2008-09	613-1024	8GL-26351-00-00
FX NYTRO RTX (NO REVERSE)	08,10-11	613-1024	8GL-26351-00-00
FX NYTRO RTX 40TH ANNIVERSARY	2008	613-1024	8GL-26351-00-00
FX NYTRO RTX SE (FX10RTRSZL) - BRAKE	2010	613-1024	8GL-26351-00-00
FX NYTRO XTX (FX10XTZB) BRAKE	2010-14	613-1024	8GL-26351-00-00
FX NYTRO XTX	2009	613-1024	8GL-26351-00-00
MOUNTAIN MAX 600	2000-02	613-1017	8GL-26351-00-00
MOUNTAIN MAX 700	2000-03	613-1017	8GL-26351-00-00
PHAZER (REVERSE)	2008	613-1021	8GC-26351-00-00
PHAZER GT	2012-13	613-1022	8GC-26351-10-00
PHAZER GT (PZ50GTW)	2007-08	613-1021	8GC-26351-00-00
	2010-11		
PHAZER II LE/ ST	1990-96	613-1014	87F-26340-00
PHAZER MOUNTAIN LITE	1996-99	613-1014	87F-26340-00
PHAZER MOUNTAIN LITE	2000-01	613-1017	8ED-26351-00-00
PHAZER MOUNTAIN LITE (PZ50MW)	2007	613-1021	8GC-26351-00-00
PHAZER MTX	2008-11	613-1021	8GC-26351-00-00
PHAZER MTX	2012-18	613-1022	8GC-26351-10-00
PHAZER GT	2009	613-1021	8GC-26351-00-00
PHAZER RTX	2008-11	613-1021	8GC-26351-00-00
PHAZER RTX	2012-16	613-1022	8GC-26351-10-00
PHAZER SS	1997-98	613-1014	87F-26340-00
PHAZER XTX	2014-18	613-1022	8GC-26351-10-00
PHAZER /FX	2007	613-1021	8GC-26351-00-00
RS RAGE	2005	613-1019	8ES-26351-00-00
RS VECTOR	2005	613-1019	8ES-26351-00-00
RS VECTOR (RS90)	2008	613-1020	8HF-26351-10-00
RS VECTOR (RS90)	2013-15	613-1025	8HF-26351-00-00
RS VECTOR ER	2005	613-1019	8ES-26351-00-00
RS VECTOR LTX (RS90)	2013-16	613-1025	8HF-26351-00-00
RS VENTURE GT (RST90)	2010-15	613-1025	8HF-26351-00-00
RS VENTURE TF (RST90)	2013-21	613-1025	8HF-26351-00-00
RS VECTOR GT 40TH ANNIVERSARY (RS90)	2008	613-1020	8FP-26351-10-00
RS VECTOR LT_GT (RS90)	2009	613-1020	8FP-26351-10-00
RS VECTOR LE / XTX / XTX 1.75 / XTX LE(RS90)	2016-18	613-1025	8HF-26351-00-00
RS VENTURE TF / TF E-BAT /TF LE (RST90)	2016-20	613-1025	8HF-26351-00-00
RS VECTOR LTX (RS90)	2008	613-1020	8FP-26351-10-00

Model	Year	Part No.	OEM#
Yamaha™			
RS VECTOR LTX (RS90)	2013-16	613-1025	8HF-26351-00-00
VECTOR / LTX (RS90)	2012	613-1025	8HF-26351-00-00
RS VECTOR LTX GT (RS90)	2008	613-1020	8FP-26351-10-00
RS VECTOR LTX GT (RS90)	2010-11	613-1020	8FP-26351-10-00
RS VENTURE	2005	613-1019	8ES-26351-00-00
RS VENTURE (RST90)	2008-10	613-1020	8FP-26351-10-00
RS VENTURE (RST90)	2011-18	613-1020	8FP-26351-10-00
RS VENTURE GT (RST90)	2010-15	613-1025	8HF-26351-00-00
RS VENTURE GT (RST90)	2008	613-1020	8FP-26351-10-00
RS VENTURE GT (RST90)	2013-20	613-1025	8HF-26351-00-00
RX WARRIOR	2005	613-1019	8ES-26351-00-00
RX WARRIOR LIMITED EDITION	2005	613-1019	8ES-26351-00-00
RX-1	2005	613-1019	8ES-26351-00-00
RX-1 / LE	2003	613-1018	8EP-26351-00-00
RX-1 ER	2005	613-1019	8ES-26351-00-00
RX-1 ER LIMITED EDITION	2005	613-1019	8ES-26351-00-00
RX-1 MOUNTAIN	2003-04	613-1018	8EP-26351-00-00
RX-1 MOUNTAIN LE	2003-04	613-1018	8EP-26351-00-00
SX VENOM	2004-05	613-1017	8ED-26351-00-00
SX VENOM ER	2004-05	613-1017	8ED-26351-00-00
SX VIPER (SXV70)	2002-03	613-1017	8ED-26351-00-00
SX VIPER ER (SXV70)	2003-04	613-1017	8ED-26351-00-00
SX VIPER MOUNTAIN (SXV70)	2003	613-1017	8ED-26351-00-00
SX VIPER S (SXV70)	2004	613-1017	8ED-26351-00-00
SX500	2001	613-1017	8ED-26351-00-00
SX500R	2000-01	613-1017	8ED-26351-00-00
SX600R	2000-03	613-1017	8ED-26351-00-00
SX700R	2001	613-1017	8ED-26351-00-00
SX700SD	2000	613-1017	8ED-26351-00-00
SXVENOM (SXV60)	2006	613-1017	8ED-26351-00-00
SXVENOM ER (SXV60)	2006	613-1017	8ED-26351-00-00
SXVIPER ER (ELEX START) (SXV700)	2002	613-1017	8ED-26351-00-00
VENTURE (RST90)	2007	613-1020	8FP-26351-10-00
VENTURE GT	1992-93	613-1015	88T-26340-01
VENTURE LITE	2012-13	613-1023	8GJ-26351-10-00
VENTURE MULTI PURPOSE	2013-18	613-1023	8GJ-26351-10-00
VENTURE TR	1996-98	613-1015	88T-26340-01
VENTURE XL	1991-97	613-1015	88T-26340-01
VK PROFESSIONAL II	2016-21	613-1026	8KW-26351-00-00
VK540/II/III	1990-05	613-1016	87R-26340-00 87R-26340-01

BRAKE CONTROL WIRE STOP

10 in package

Part No.	Code	Keyword
640-4000	B	CLR



INNER BRAKE CABLES

1/16" Outside Diameter, 68" Long

Part No.	Code	Keyword
640-6100	B	16B



SPX THROTTLE CABLES

CODE = B

KEYWORD = 16B

See Pages 645-655 For Applications



Arctic Cat™



Part No.
621-2111



Part No.
621-2123



Part No.
621-2124



Part No.
621-2125




Part No.
621-2137



Part No.
621-2138



Part No.
621-2206



Part No.
621-2209



Part No.
621-2212



Part No.
621-2213



Part No.
621-2214



Part No.
621-2215



Part No.
621-2216



Part No.
621-2217



Part No.
621-2233



Part No.
621-2243



Part No.
621-2244



Part No.
621-2245



Part No.
621-2246



Part No.
621-2247



Part No.
621-2248



Part No.
621-2249



Part No.
621-2250



Part No.
621-2251



Part No.
621-2252



Part No.
621-2253



Part No.
621-2254



Part No.
621-2255




Part No.
621-2256



Part No.
621-2257



Part No.
621-2258



Part No.
621-2259

SPX THROTTLE CABLES

CODE = B

KEYWORD = 16B



See Pages 645-655 For Applications

Arctic Cat™



Part No.
621-2260



Part No.
621-2261



Part No.
621-2262



Part No.
621-2311



Part No.
621-2312



Part No.
621-2313



Part No.
621-2314



Part No.
621-2315

Ski Doo™



Part No.
622-2125



Part No.
622-2131



Part No.
622-2133



Part No.
622-2134



Part No.
622-2135



Part No.
622-2136



Part No.
622-2138



Part No.
622-2143



Part No.
622-2144



Part No.
622-2147



Part No.
622-2149



Part No.
622-2150



Part No.
622-2151



Part No.
622-2152



Part No.
622-2153



Part No.
622-2154



Part No.
622-2155



Part No.
622-2156



Part No.
622-2157



Part No.
622-2158



Part No.
622-2159



Part No.
622-2161



Part No.
622-2162



Part No.
622-2163



Ski Doo™

TERMS & INDEX
NEW
HELMETS
HELMET ACCESSORIES
APPAREL
ACCESSORIES
TRACKS & SUSPENSION
STEERING
TRANS MISSION
PLOW & WINCH
WIND SHIELDS
BRAKES & CARB.
ENGINE PARTS
ELECTRICAL
TRAILER
CHEMICALS
TECH & TOOLS
P.O.P



Part No.
622-2212



Part No.
622-2234



Part No.
622-2235



Part No.
622-2239



Part No.
622-2240



Part No.
622-2243



Part No.
622-2244



Part No.
622-2245



Part No.
622-2246



Part No.
622-2247



Part No.
622-2248



Part No.
622-2249



Part No.
622-2251



Part No.
622-2252



Part No.
622-2253



Part No.
622-2254



Part No.
622-2255



Part No.
622-2256



Part No.
622-2257



Part No.
622-2258



Part No.
622-2259




Part No.
622-2260




Part No.
622-2261




Part No.
622-2262



Part No.
622-2263



Part No.
622-2264



Part No.
622-2265



Part No.
622-2266



Part No.
622-2267



Part No.
622-2301



Part No.
622-2302



Part No.
622-2303



Ski Doo™



Part No.
622-2304



Part No.
622-2305

John Deere™



Part No.
625-2105

Kawasaki™



Part No.
625-2231



Part No.
625-2232

Polaris™



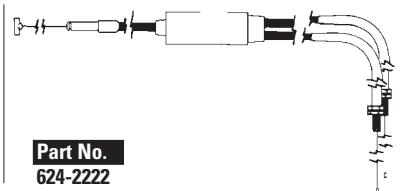
Part No.
620-2100



Part No.
624-2204



Part No.
624-2220



Part No.
624-2222



Part No.
624-2224



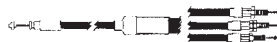
Part No.
624-2228



Part No.
624-2230



Part No.
624-2236



Part No.
624-2237



Part No.
624-2238



Part No.
624-2239



Part No.
624-2240



Part No.
624-2241



Part No.
624-2242



Part No.
624-2243



Part No.
624-2244

TERMS & INDEX
NEW
HELMETS
HELMET ACCESSORIES
APPAREL
ACCESSORIES
TRACKS & SUSPENSION
STEERING
TRANS MISSION
PLOW & WINCH
WIND SHIELDS
BRAKES & CARB.
ENGINE PARTS
ELECTRICAL
TRAILER
CHEMICALS
TECH & TOOLS
P.O.P

SPX THROTTLE CABLES

CODE = B

KEYWORD = 16B



See Pages 645-655 For Applications

Polaris™



Part No.
624-2245



Part No.
624-2246



Part No.
624-2247



Part No.
624-2248



Part No.
624-2249



Part No.
624-2250



Part No.
624-2251



Part No.
624-2253



Part No.
624-2254




Part No.
624-2256



Part No.
624-2257



Part No.
624-2258



Part No.
624-2259



Part No.
624-2260



Part No.
624-2261



Part No.
624-2262



Part No.
624-2263



Part No.
624-2300



Part No.
624-2302



Part No.
624-2303



Part No.
624-2304



Part No.
624-2305



Part No.
624-2306



Part No.
624-2307



See Pages 645-655 For Applications

Yamaha™



Part No. 623-1003



Part No. 623-2102



Part No. 623-2118



Part No. 623-2119



Part No. 623-2121



Part No. 623-2128



Part No. 623-2129



Part No. 623-2133



Part No. 623-2134



Part No. 623-2135



Part No. 623-2136



Part No. 623-2137



Part No. 623-2138



Part No. 623-2139



Part No. 623-2140



Part No. 623-2141



Part No. 623-2142



Part No. 623-2143



Part No. 623-2144



Part No. 623-2145


Universal



Part No. 620-2100



Part No. 620-2101



Part No. 620-2107



Part No. 620-2200



Part No. 620-2201



Part No. 620-2208

TERMS & INDEX

NEW

HELMETS

HELMET ACCESSORIES

APPAREL

ACCESSORIES

TRACKS & SUSPENSION

STEERING

TRANS MISSION

PLOW & WINCH

WIND SHIELDS

BRAKES & CARB.

ENGINE PARTS

ELECTRICAL

TRAILER

CHEMICALS

TECH & TOOLS

P.O.P

LEFT HAND THROTTLE KIT

Inner Wire O.D.: 1.15mm / Length : 375mm
Free Length : 75mm / Housing O.D. : 5mm
Length : 252mm / Nipple : 12.25 X 5mm



Part No.	Code	Keyword
620-1210	B	16B

THROTTLE CABLE EXTENSION KITS



- Adds 10 inches of length to your cables
- A must have when adding handlebar risers to your machine.
- Includes cable, block, hardware, and grease



FITS: ARCTIC CAT™, POLARIS™, & SKI-DOO™
NOTE: DOES NOT FIT 2007 & NEWER F-SERIES ARCTIC CAT™, OR SOME STOCK M-SERIES

UNIVERSAL

Part No.	Code	Keyword
620-1200	B	16B

UNIVERSAL



** not compatible with Arctic Cat™ F-Series and M-Series Models 2007-Current ** compatible with Yamaha™ Mountain Max 600, 700 Viper thru 03' SRX 700, XCT, XT, V-Max*

- Extend your stock throttle cable 10".
- Quick installation
- In line adjuster fine tunes tension and slack.



Description	Part No.	Code	Keyword
Arctic Cat™*, BRP, Polaris - Extension	620-1201	B	16B
Yamaha™ - Extension	620-1202	B	16B
Arctic Cat™ '07-'12 - Complete Cable	620-1203	B	16B
Yamaha™ 2 stroke models - Complete Cable**	620-1204	B	16B

INNER THROTTLE CABLES

1/16" Outside Diameter, 68" Long

Part No.	Code	Keyword
640-6200	B	16B

1/16" Outside Diameter, 48" Long

Part No.	Code	Keyword
640-6201	B	16B

1/16" Outside Diameter, 29" Long

Part No.	Code	Keyword
640-6202	A	16B



SPX THROTTLE CABLES

See Pages 638-643 for Photos

CODE = B

KEYWORD = 16B



Application	Year	Part No.	OEM#	Size
Arctic Cat™				
ARCTIC CAT 120	2010-17	621-2262	0687-221 / 0687-231	SINGLE
BEARCAT 2000 LT/XT	2015-18	621-2260	0687-216	TRIPLE
BEARCAT 340	1995-00	621-2138	0687-033	SINGLE W/INJECTION VM30
BEARCAT 440	1995-98	621-2245	0687-034	SINGLE W/INJECTION VM34
BEARCAT 440 I	1999-00	621-2138	0687-033	SINGLE W/INJECTION VM30
BEARCAT 440 II	1999-00	621-2245	0687-034	SINGLE W/INJECTION VM34
BEARCAT 550	1995-96	621-2246	0687-036 / 0687-037	DUAL W/INJECTION VM38
BEARCAT 550 WIDETRACK	1996-02	621-2246	0687-036 / 0687-037	DUAL W/INJECTION VM38
BEARCAT 570 (ALL)	2009-14	621-2260	0687-216	TRIPLE
BEARCAT WIDETRACK 4 STROKE	2003-06	621-2255	0687-153	EFI TRIPLE W/INJECTION
BEARCAT WIDETRACK TURBO	2006-08	621-2216	0687-189	SINGLE
CHEETAH 340	1994	621-2138	0687-033	SINGLE W/INJECTION VM30
CHEETAH 440	1993-94	621-2245	0687-034	SINGLE W/INJECTION VM34
CHEETAH 440, 500, 5000	1976-78	621-2111	0187-031	SINGLE VM30
CHEETAH 530 L/C	1986-88	621-2243	0187-205	DUAL W/INJECTION VM38
CHEETAH 550	1994	621-2245	0687-034	DUAL W/INJECTION VM34
CHEETAH F/C, TOURING	1986-89	621-2243	0187-205	DUAL W/INJECTION VM34
CHEETAH L/C	1986	621-2233	0687-032	DUAL W/INJECTION
CHEETAH TOURING, 440	1990-92	621-2245	0687-034	DUAL
CHEETAH/WANKEL 295	1975	621-2123	0187-026	SINGLE VM30
COUGAR	1985	621-2137	0187-076	DUAL
COUGAR	1986-90	621-2243	0187-205	DUAL W/INJECTION VM34
COUGAR	1991-92	621-2245	0687-034	DUAL W/INJECTION VM34
COUGAR	1993-98	621-2246	0687-036 / 0687-037	DUAL W/INJECTION VM38
COUGAR 2-UP	1991-92	621-2245	0687-034	DUAL W/INJECTION VM34
COUGAR 2-UP	1996	621-2246	0687-036 / 0687-037	DUAL W/INJECTION VM38
COUGAR DLX	1998	621-2246	0687-036 / 0687-037	DUAL W/INJECTION VM38
COUGAR M.C.	1995-98	621-2246	0687-036 / 0687-037	DUAL W/INJECTION VM38
CROSS COUNTRY 340	1976	621-2206	0187-037	DUAL VM32
CROSS COUNTRY L/C	1979	621-2206	0187-037	DUAL VM32
CROSSFIRE 600 EFI	2006	621-2215	0687-168	
CROSSFIRE 600 EFI	2007-08	621-2217	0687-198	
CROSSFIRE 700 EFI	2006	621-2215	0687-168	
CROSSFIRE 800 EFI	2007-08	621-2217	0687-198	
EL TIGRE F/A, L/C, CROSS COUNTRY L/C	1979	621-2209	0187-049	
EI TIGRE 340, 440, 500	1975-76	621-2206	0187-037	DUAL
EI TIGRE 5000	1986-89	621-2243	0187-205	DUAL
EI TIGRE 5000 , 6000 L/C	1986-89	621-2243	0187-205	DUAL W/INJECTION VM38
EI TIGRE 6000 L/C	1978-79	621-2206	0187-037	DUAL
EI TIGRE 6000 L/C, EXT	1986-90	621-2233	0687-032	DUAL W/INJECTION
EI TIGRE EXT & M.C.	1991	621-2246	0687-036 / 0687-037	DUAL W/INJECTION VM38
EI TIGRE F/A	1977-79	621-2206	0187-037	DUAL VM32
EXT 580	1994	621-2246	0687-036 / 0687-037	DUAL W/INJECTION VM38
EXT 580	1995-96	621-2244	0687-028	DUAL W/INJECTION
EXT 580 EFI (ALL) OPTIONS)	1993-98	621-2312	0687-035	SINGLE W/INJECTION
EXT 580 M.C.	1993-94	621-2246	0687-036 / 0687-037	DUAL W/INJECTION VM38
F 1100 LXR/SNOW PRO/LTD	2012-13	621-2139	0687-232	
F1100 TURBO	2012-13	621-2258	0687-227	SINGLE
F5 (ALL)	2009-14	621-2259	0687-212	DUAL
F570 (ALL)	2011-14	621-2260	0687-216	TRIPLE
FIRECAT 500, SNO PRO	2005-06	621-2213	0687-171	
FIRECAT 700, SNO PRO	2005-06	621-2213	0687-171	
FIRECAT F5, SNO PRO	2003	621-2256	0687-158	DOUBLE TM38 W/TPS
JAG (ALL)	1990-91	621-2138	0687-033	SINGLE W/INJECTION
JAG 275, 340 F/A	1975-79	621-2123	0187-026	SINGLE VM30
JAG 340	1999	621-2125	0687-084	SINGLE VM30
JAG 440, DLX	1999	621-2125	0687-084	SINGLE VM30
JAG 440Z	1995	621-2138	0687-033	SINGLE W/INJECTION
JAG AFS SP	1991	621-2243	0187-205	DUAL W/INJECTION VM34
JAG MOUNTAIN CAT	1990-91	621-2138	0687-033	SINGLE W/INJECTION VM30
JAG, DLX	1989-96	621-2137	0187-076	DUAL W/INJECTION VM34
JAG, DLX	1997	621-2125	0687-084	SINGLE VM30
KING CAT 900	2004	621-2257	0687-140	DOUBLE TM44
KING CAT 900 EFI	2005	621-2257	0687-140	DOUBLE TM44
LYNX (ALL) OPTIONS)	1991-93	621-2138	0687-033	SIMPLE AVEC INJECTION VM30
LYNX 2000 /LT	2015-20	621-2260	0687-216	TRIPLE
LYNX 250, 2000 F/A	1975-79	621-2123	0187-026	SINGLE VM30
M 1100 SNO PRO/LTD	2012-13	621-2139	0687-232	
M 1100 TURBO	2012-13	621-2258	0687-227	SINGLE
M6000 (ALL)	2014-18	621-2140	0687-239	
M5	2005	621-2212	0687-177	
M6	2005-06	621-2215	0687-168	
M6	2007-08	621-2217	0687-198	
M7	2005-06	621-2215	0687-168	
M8	2007-08	621-2217	0687-198	

TERMS & INDEX

NEW

HELMETS

HELMET ACCESSORIES

APPAREL

ACCESSORIES

TRACKS & SUSPENSION

STEERING

TRANS MISSION

PLOW & WINCH

WIND SHIELDS

BRAKES & CARB.

ENGINE PARTS

ELECTRICAL

TRAILER

CHEMICALS

TECH & TOOLS

P.O.P

SPX THROTTLE CABLES

CODE = B

KEYWORD = 16B



See Pages 638-643 for Photos

Application	Year	Part No.	OEM#	Size
Arctic Cat™				
M8000	2018	621-2140	0687-239	
M9000	2014-15	621-2258	0687-227	SINGLE
MOUNTAIN CAT	1993-98	621-2312	0687-035	SINGLE W/INJECTION
MOUNTAIN CAT 1000	2001	621-2313	0687-138	TRIPLE TM38 TPS
MOUNTAIN CAT 500	2001	621-2247	0687-120	EFI TRIPLE W/INJECTION
MOUNTAIN CAT 600 EFI	2001	621-2247	0687-120	EFI TRIPLE W/INJECTION
MOUNTAIN CAT 600 VEV	2001	621-2248	0687-100	TRIPLE TX36
MOUNTAIN CAT 900	2003-04	621-2257	0687-140	DOUBLE TM44
NORSEMAN 6000	2017-18	621-2140	0687-239	
PANTERA	1985-89	621-2243	0187-205	DUAL W/INJECTION VM34
PANTERA	1990	621-2245	0687-034	DUAL W/INJECTION VM34
PANTERA	1991-92	621-2246	0687-036 / 0687-037	DUAL
PANTERA 1000	2000	621-2314	0687-108	TRIPLE TM38
PANTERA 1000	2001	621-2313	0689-138	TRIPLE TM38 TPS
PANTERA 5000 F/A	1976-78	621-2206	0187-037	DUAL VM32
PANTERA 5000 F/C	1981	621-2137	0187-076	SIMPLE AVEC INJECTION VM34
PANTERA 550	1993-94	621-2312	0687-035	SIMPLE AVEC INJECTION
PANTERA 550	2002-05	621-2249	0687-060	DOUBLE VM38
PANTERA 580	1993-98	621-2312	0687-035	SIMPLE AVEC INJECTION
PANTERA 580 EFI	1999-01	621-2250	0687-063	EFI DUAL W/INJECTION
PANTERA 600 EFI	2002-05	621-2247	0687-120	EFI TRIPLE W/INJECTION
PANTERA 800	1999	621-2314	0687-108	TRIPLE TM38
PANTERA 800 EFI	2002-04	621-2251	0687-152	EFI DUAL
PANTERA ELECT., MAN.	1980	621-2124	0187-060	SINGLE
PANTERA F/C	1977-79	621-2111	0187-031	SINGLE VM30
PANTERA F/C	1980	621-2124	0187-060	SINGLE
PANTHER	1987-88	621-2137	0187-076	SIMPLE AVEC INJECTION VM34
PANTHER 340	1998-00	621-2125	0687-084	SINGLE VM32
PANTHER 370, R	2001-07	621-2125	0687-084	SINGLE VM32
PANTHER 440	1997-99	621-2245	0687-034	DUAL W/INJECTION VM34
PANTHER 440	2000-02	621-2252	0687-059	DUAL VM34
PANTHER 440 ESR	2001-02	621-2252	0687-059	DUAL VM34
PANTHER 440, 500, 5000	1976-79	621-2111	0187-031	SINGLE VM30
PANTHER 550	1999-01	621-2249	0687-060	DUAL VM38
PANTHER 550 L/C	1996-99	621-2246	0687-036 / 0687-037	DUAL
PANTHER 570 ESR	2002-04	621-2252	0687-059	DUAL VM34
PANTHER 580 EFI	2000	621-2250	0687-063	EFI DUAL W/INJECTION
PANTHER 660 4-STROKE	2006	621-2255	0687-153	EFI TRIPLE W/INJECTION
PANTHER F/C	1980	621-2124	0187-060	SINGLE
PANTHER, DLX	1984-95	621-2137	0187-076	SIMPLE AVEC INJECTION VM34
POWDER SPECIAL	1998	621-2249	0687-060	DOUBLE VM38
POWDER SPECIAL 2K 600	2000	621-2248	0687-100	TRIPLE TX36
POWDER SPECIAL 500 EFI	1998-00	621-2250	0687-063	EFI DUAL W/INJECTION
POWDER SPECIAL 500 LE	2000	621-2250	0687-063	EFI DUAL W/INJECTION
POWDER SPECIAL 580 EFI	1997	621-2312	0687-035	SINGLE W/INJECTION
POWDER SPECIAL 600	1999-00	621-2248	0687-100	TRIPLE TX36
POWDER SPECIAL 600 EFI/600 LTD	1999	621-2250	0687-063	EFI DUAL W/INJECTION
POWDER SPECIAL 600 EFI/LE	2000	621-2247	0687-120	EFI TRIPLE W/INJECTION
POWDER SPECIAL 700	1999-00	621-2253	0687-111	DOUBLE TM40
POWDER EXT, SP	1996-97	621-2246	0687-036 / 0687-037	DUAL
PROWLER	1991-95	621-2246	0687-036 / 0687-037	DUAL
PUMA, 2-UP, DLX	1994-96	621-2138	0687-033	SINGLE W/INJECTION VM30
PUMA, 2-UP, DLX	1997	621-2125	0687-084	SINGLE VM32
SABERCAT 500	2005	621-2212	0687-177	
SUPER JAG	1987-88	621-2137	0187-076	SINGLE W/INJECTION VM34
T 570 (ALL)	2008-14	621-2260	0687-216	TRIPLE
T 600 TRAIL, TOURING	2003-06	621-2255	0687-153	EFI TRIPLE W/INJECTION
T 660 TURBO (ALL) OPTIONS)	2006-07	621-2216	0687-189	SINGLE W/INJECTION
THUNDERCAT / M.C.	1999	621-2315	0687-109	TRIPLE VM36
THUNDERCAT / M.C.	2000	621-2314	0687-108	TRIPLE VM38
THUNDERCAT 900	1993-95	621-2311	0687-040	TRIPLE W/INJECTION
TRIPLE TOURING 600	2001	621-2254	0687-141	TRIPLE TM36 TPS
TRIPLE TOURING 600	1999-00	621-2315	0687-109	TRIPLE VM36
WILDCAT 650, 700, M.C.	1988-93	621-2244	0687-028	DUAL W/INJECTION VM40
WILDCAT 700 (ALL)	1991-96	621-2312	0687-035	SINGLE W/INJECTION
XF 1100 SNOW PRO/CROSS-TOUR/LXR	2012-13	621-2139	0687-232	
XF 1100 TURBO	2012-13	621-2258	0687-227	SINGLE
XF 6000 (ALL)	2014-18	621-2140	0687-239	
XF 7000	2014	621-2261	0687-235	
XF 8000	2017-18	621-2140	0687-239	
XF 9000	2014-15	621-2258	0687-227	SINGLE
Z 370 (ALL)	1999-07	621-2125	0687-084	SINGLE VM30
Z 400 ES, ESR	2001-03	621-2252	0687-059	DUAL VM34
Z 440	1998-99	621-2252	0687-059	DUAL VM34
Z 440 (ALL OPTIONS)	2001-06	621-2252	0687-059	DUAL VM34

SPX THROTTLE CABLES

See Pages 638-643 for Photos

CODE = B

KEYWORD = 16B



Application	Year	Part No.	OEM#	Size
Arctic Cat™				
Z 440 SNO PRO	2000	621-2252	0687-059	DUAL VM34
Z 440, ES	2000	621-2125	0687-084	SINGLE VM32
Z 570,SS,ESR	2002-04	621-2252	0687-059	DUAL VM34
ZL 440	1997	621-2246	0687-036 / 0687-037	DUAL
ZL 500	1998-00	621-2249	0687-060	DUAL VM38
ZL 500	2002	621-2248	0687-100	TRIPLE TX36
ZL 500 EFI	1999-00	621-2250	0687-063	EFI DUAL W/INJECTION
ZL 500 EFI ESR	2001	621-2247	0687-120	EFI TRIPLE W/INJECTION
ZL 550,ESR	2000-03	621-2249	0687-060	DUAL VM38
ZL 580 EFI ESR	2000	621-2250	0687-063	EFI DUAL W/INJECTION
ZL 600	1999-00	621-2248	0687-100	TRIPLE TX36
ZL 600 EFI	1999	621-2250	0687-063	EFI DUAL W/INJECTION
ZL 600 EFI (ALL OPTOINS)	2000-03	621-2247	0687-120	EFI TRIPLE W/INJECTION
ZL 700	2000	621-2253	0687-111	DUAL TM40
ZL 800 EFI (ALL OPTIONS)	2002-03	621-2251	0687-152	EFI DUAL
ZL 800, ESR	2001	621-2257	0687-140	DUAL TM44
ZR 2K 600	2000	621-2248	0687-100	TRIPLE TX36
ZR 440	1993-94	621-2246	0687-036 / 0687-037	DUAL
ZR 440	1996	621-2245	0687-034	DUAL W/INJECTION VM34
ZR 440	1997-98	621-2252	0687-059	DUAL VM34
ZR 500	1998-00	621-2249	0687-060	DUAL VM38
ZR 500	2001-02	621-2248	0687-100	TRIPLE TX36
ZR 500 CC/500LE	2002	621-2248	0687-100	TRIPLE TX36
ZR 500 EFI	1999-00	621-2250	0687-063	EFI DUAL W/INJECTION
ZR 500 EFI	2001	621-2247	0687-120	EFI TRIPLE W/INJECTION
ZR 5000	2014	621-2258	0687-227	SINGLE
ZR 580	1994-96	621-2244	0687-028	DUAL W/INJECTION
ZR 580 EFI	1995-97	621-2312	0687-035	SINGLE W/INJECTION
ZR 600	1998	621-2249	0687-060	DUAL VM38
ZR 600	1999-02	621-2248	0687-100	TRIPLE TX36
ZR 600 B.MORGAN	2000	621-2248	0687-100	TRIPLE TX36
ZR 600 EFI	1998-99	621-2250	0687-063	EFI DUAL W/INJECTION
ZR 600 EFI (ALL OPTIONS)	2000-02	621-2247	0687-120	EFI TRIPLE W/INJECTION
ZR 600 EVE	2001	621-2248	0687-100	TRIPLE TX36
ZR 6000 (ALL)	2014-18	621-2140	0687-239	
ZR 700	1994	621-2244	0687-028	DUAL W/INJECTION
ZR 700	1999-00	621-2253	0687-111	DUAL TM40
ZR 700 LE	2000	621-2253	0687-111	DUAL TM40
ZR 800	2001-03	621-2257	0687-140	DUAL TM44
ZR 800	2002-03	621-2251	0687-152	EFI DUAL
ZR 8000 (ALL)	2017-18	621-2140	0687-239	
ZR 900 EFI (ALL OPTIONS)	2005-06	621-2214	0687-174	
ZR 900 EFI, SNOW PRO	2003-04	621-2251	0687-152	EFI DUAL
ZR 900, SNO PRO	2003-04	621-2257	0687-140	DUAL TM44
ZR 9000	2014-15	621-2258	0687-227	SINGLE
ZRT 600	1999-00	621-2315	0687-109	TRIPLE TX36
ZRT 600	2001-02	621-2254	0687-141	TRIPLE TX36 TPS
ZRT 800	1999-00	621-2314	0687-108	TRIPLE TX38
ZRT 800	2001	621-2313	0687-138	TRIPLE TX36 TPS
John Deere™				
SPORTFIRE 440	1980-81	625-2105	AM-54783	SINGLE
TRAILFIRE 340 SPECIAL CANADA	1981-83	625-2105	AM-54783	SINGLE
TRAILFIRE 340, 440	1979-83	625-2105	AM-54783	SINGLE
Kawasaki™				
INTRUDER 440	1978-82	625-2231	54012-3524	DUAL
INVADER 440, LTD	1978-81	625-2232	54012-3525	DUAL
Moto Ski™				
FUTURA 400,440,L/C	1977-79	622-2133	414-3198-00	SINGLE
FUTURA 500	1980	622-2135	414-2896-00	SINGLE
FUTURA 500, 500E	1981	622-2138	414-4139-00	DUAL
MIRAGE I	1981-82	622-2136	414-4200-00	SINGLE
MIRAGE II	1983	622-2144	414-4029-00	SINGLE
MIRAGE LL, LLEL	1980-82	622-2144	414-4029-00	SINGLE
MIRAGE SP	1980-81	622-2212	414-3946-00	DUAL
NUVIK 340, 340E	1977-79	622-2131	414-3197-00	SINGLE
SONIC 250, 340	1976-78	622-2240	414-2578-5E	DUAL
Polaris™				
340	1999	624-2241	7080557	DUAL W/INJECTION
400	1984-88	624-2230	7080258	DUAL
500	1989-93	624-2238	7080373	DUAL W/INJECTION
500	1994-00	624-2305	7080520	DUAL W/INJECTION
500	2001-02	624-2246	7080770	SINGLE W/TM38
600	1983	624-2254	7080257	TRIPLE
600	1984-87	624-2302	7080262	TRIPLE
340 DLX	1999-02	624-2241	7080557	DUAL W/INJECTION

TERMS & INDEX

NEW

HELMETS

HELMET ACCESSORIES

APPAREL

ACCESSORIES

TRACKS & SUSPENSION

STEERING

TRANS MISSION

PLOW & WINCH

WIND SHIELDS

BRAKES & CARB.

ENGINE PARTS

ELECTRICAL

TRAILER

CHEMICALS

TECH & TOOLS

P.O.P

SPX THROTTLE CABLES

CODE = B

KEYWORD = 16B



See Pages 638-643 for Photos

Application	Year	Part No.	OEM#	Size
Polaris™				
340 TOURING	1999-03	624-2241	7080557	DUAL W/INJECTION
400 , SKS	1989-93	624-2236	7080289	DUAL W/INJECTION
400 CLASSIC	1988	624-2230	7080258	DUAL
400 SKS	1987-88	624-2230	7080258	DUAL
400 TRAIL	1984-85	624-2230	7080258	DUAL
400 XC , XCR	1991-92	624-2238	7080373	DUAL W/INJECTION
440 XCR	1993-94	624-2238	7080373	DUAL W/INJECTION
440 XCR	1995-98	624-2237	7080552	DUAL W/INJECTION
500 CLASSIC	1989-93	624-2238	7080373	DUAL W/INJECTION
500 CLASSIC	1994-00	624-2305	7080520	DUAL W/INJECTION
500 CLASSIC	2001-02	624-2246	7080770	SINGLE W/TM38
500 CLASSIC	2003	624-2240	7080867	SINGLE W/INJECTION
500 CLASSIC TOURING	2001-03	624-2246	7080770	SINGLE W/TM38
500 EDGE	2003	624-2246	7080770	SINGLE W/TM38
500 EFI	1996-97	624-2245	7080555	EFI DUAL W/INJECTION
500 EFI SKS	1996	624-2245	7080555	EFI DUAL W/INJECTION
500 EURO SKS	2001	624-2250	7080733	SINGLE W/INJECTION
500 RMK	1997-99	624-2237	7080552	DUAL W/INJECTION
500 RMK	2000-02	624-2250	7080733	SINGLE W/INJECTION
500 SP , SKS	1989-93	624-2238	7080373	DUAL W/INJECTION
500 XC	1999-00	624-2250	7080733	SINGLE W/INJECTION
500 XC EDGE	2003	624-2240	7080867	SINGLE W/INJECTION
500 XC SP	1999	624-2250	7080733	SINGLE W/INJECTION
500 XC, SP	2001-07	624-2240	7080867	SINGLE W/INJECTION
550 CLASSIC	2002-03	624-2247	7080888	DUAL W/INJECTION
550 CLASSIC, EDGE	2004-06	624-2204	7081172	
550 EDGE LX	2007	624-2204	7081172	
550 INDY ADVENTURE	2015-22	624-2262	7081813	TRIPLE
550 INDY (ALL)	2014-22	624-2262	7081813	TRIPLE
550 IQ SHIFT/ES	2013	624-2257	7081514	DUAL
550 IQ SHIFT/ES/INTL	2009-12	624-2257	7081514	DUAL
550 LXT/INTL	2011-22	624-2257	7081514	DUAL
550 PRO X FAN	2004	624-2204	7081172	
550 RMK EVO	2020-22	624-2262	7081813	TRIPLE
550 SHIFT	2011-13	624-2257	7081514	DUAL
550 VOYAGER	2017-22	624-2262	7081813	TRIPLE
600 AXYS INDY ADVENTURE	2020-21	624-2261	7081929	SINGLE
600 AXYS INDY XC	2019-21	624-2261	7081929	SINGLE
600 AXYS PRO RMK	2016-21	624-2263	7082022	
600 AXYS SWITCHBACK ASSAULT	2020-21	624-2261	7081929	SINGLE
600 CLASSIC	2002-06	624-2240	7080867	SINGLE W/INJECTION
600 CLASSIC TOURING	2001	624-2250	7080733	SINGLE W/INJECTION
600 CLASSIC TOURING	2002-04	624-2240	7080867	SINGLE W/INJECTION
600 CLEANFIRE SWITCHBACK	2007	624-2260	7081332	DUAL
600 DRAGON SP/ES EURO	2009	624-2260	7081332	DUAL
600 DRAGON SWITCHBACK (ALL) OPTIONS	2010	624-2260	7081332	DUAL
600 EDGE TOURING	2005-06	624-2240	7080867	SINGLE W/INJECTION
600 FUSION HO	2006	624-2240	7080867	SINGLE W/INJECTION
600 HO IQ F/O	2007	624-2259	7081329	DUAL
600 HO IQ TOURING CLEANFIRE/EURO	2007	624-2260	7081332	DUAL
600 HO IQ/LX CLEANFIRE	2007	624-2260	7081332	DUAL
600 HO SWITCHBACK F/O	2007	624-2259	7081329	DUAL
600 INDY	2019-20	624-2256	7081570	SINGLE
600 INDY SP/ES	2013-18	624-2256	7081570	SINGLE
600 INDY SP/ES	2019-22	624-2261	7081929	SINGLE
600 INDY VOYAGER	2015	624-2253	7081154	SINGLE
600 XCR	2020-21	624-2261	7081929	SINGLE
600 IQ DRAGON	2008	624-2260	7081332	DUAL
600 IQ LX ALL OPTIONS	2008	624-2260	7081332	DUAL
600 IQ LXT/INTL	2011-15	624-2258	7081491	DUAL
600 IQ SHIFT 136	2009-12	624-2260	7081332	DUAL
600 IQ SHIFT/EURO	2009	624-2259	7081329	DUAL
600 IQ TOURING/INTL	2008-10	624-2258	7081491	DUAL
600 IQ/ES	2009	624-2260	7081332	DUAL
600 LE	1986	624-2302	7080262	TRIPLE
600 PRO RMK 155	2012-15	624-2253	7081154	SINGLE
600 PRO X	2001-04	624-2240	7080867	SINGLE W/INJECTION
600 PRO-RIDE RUSH	2010	624-2256	7081570	SINGLE
600 RMK	1998-99	624-2242	7080721	DUAL W/INJECTION
600 RMK	2001	624-2239	7080840	SINGLE W/INJECTION
600 RMK	2002-03	624-2240	7080867	SINGLE W/INJECTION
600 RMK 144	2007	624-2259	7081329	DUAL
600 RMK 144/155	2015-16	624-2253	7081154	SINGLE
600 RMK 144/155	2017-22	624-2261	7081929	SINGLE
600 RMK 144/155	2012-14	624-2256	7081570	SINGLE

SPX THROTTLE CABLES

CODE = B

KEYWORD = 16B



See Pages 638-643 for Photos

Application	Year	Part No.	OEM#	Size
Polaris™				
600 RMK XC	1998-99	624-2242	7080721	DUAL W/INJECTION
600 RMK XC DLX	2000	624-2242	7080721	DUAL W/INJECTION
600 RMK/144/155	2008-11	624-2260	7081332	DUAL
600 RR EURO	2008-09	624-2259	7081329	DUAL
600 RUSH PRO S ALL OPTIONS	2015-20	624-2261	7081929	SINGLE
600 RUSH PRO-X INTL	2015-16	624-2261	7081929	SINGLE
600 RUSH XCR	2017-19	624-2261	7081929	SINGLE
600 RUSH/ES (ALL)	2011-13	624-2256	7081570	SINGLE
600 SE	1985	624-2302	7080262	TRIPLE
600 SHIFT 136/ES/INTL	2011	624-2260	7081332	DUAL
600 SWITCHBACK	2006	624-2240	7080867	DUAL TM38
600 SWITCHBACK ADVENTURE ALL OPTIONS	2015-19	624-2261	7081929	SINGLE
600 SWITCHBACK ADVENTURE/PRO R/ES/SC/SP	2012-14	624-2256	7081570	SINGLE
600 SWITCHBACK ASSAULT	2017-20	624-2261	7081929	SINGLE
600 SWITCHBACK ASSAULT ALL OPTIONS	2011-16	624-2253	7081154	SINGLE
600 SWITCHBACK PRO S ALL OPTIONS	2015-21	624-2261	7081929	SINGLE
600 SWITCHBACK PRO-X ES INTL	2015-17	624-2261	7081929	SINGLE
600 SWITCHBACK XCR	2017-21	624-2261	7081929	SINGLE
600 SWITCHBACK/Dragon/EURO	2008-10	624-2260	7081332	DUAL
600 SWITCHBACK/ES	2010	624-2260	7081332	DUAL
600 TOURING	2000	624-2250	7080733	SINGLE W/INJECTION
600 VOYAGER	2014-16	624-2253	7081154	SINGLE
600 VOYAGER	2017-21	624-2261	7081929	SINGLE
600 WIDETRAK IQ	2010-16	624-2260	7081332	DUAL
600 XC	1997	624-2307	7080565	TRIPLE W/INJECTION
600 XC SP	1999	624-2242	7080721	DUAL W/INJECTION
600 XC SP	2000	624-2250	7080733	SINGLE W/INJECTION
600 XC SP	2001-05	624-2240	7080767	SINGLE W/INJECTION
600 XCR SP	1996	624-2307	7080565	TRIPLE W/INJECTION
650, 650 SKS	1988-92	624-2302	7080262	TRIPLE
700 CLASSIC	2003-04	624-2244	7081051	
700 CLASSIC	2006	624-2253	7081154	SINGLE
700 CLASSIC	2001	624-2242	7080721	DUAL W/INJECTION
700 CLASSIC	2002	624-2244	7080897	SINGLE W/INJECTION
700 CLASSIC EDGE	2000	624-2244	7080897	SINGLE W/INJECTION
700 CLASSIC TOURING	2003	624-2244	7081051	
700 CLASSIC TOURING/INT'L	2004	624-2244	7081051	
700 CLEANFIRE DRAGON/EURO	2007	624-2259	7081329	DUAL
700 EDGE RMK CC BUILT BEFORE 1/01/02	2003	624-2244	7081051	
700 FUSION F/O	2006	624-2253	7081154	
700 HO TOURING	2006	624-2253	7081154	
700 IQ ALL OPTIONS	2008	624-2260	7081332	DUAL
700 IQ DRAGON	2008	624-2260	7081332	DUAL
700 PRO X	2003	624-2244	7081051	
700 PRO X/PRO X2	2004	624-2244	7081051	
700 RMK	2001	624-2239	7080840	SINGLE W/INJECTION
700 RMK	2002	624-2244	7080897	SINGLE W/INJECTION
700 RMK	2006	624-2253	7081154	
700 RMK 144	2003	624-2244	7081051	
700 RMK 151	2003-05	624-2244	7081051	
700 RMK 155	2008-10	624-2260	7081332	DUAL
700 RMK/RMK XC	1998-00	624-2242	7080721	DUAL W/INJECTION
700 SKS	1999-01	624-2242	7080721	DUAL W/INJECTION
700 SKS	2003	624-2244	7081051	
700 SWITCHBACK/Dragon SWITCHBACK (ALL)	2008	624-2260	7081332	DUAL
700 XC EDGE F/O	2003-04	624-2244	7081051	
700 XC SP	1999-00	624-2242	7080721	DUAL W/INJECTION
700 XC SP	2001-02	624-2244	7080897	SINGLE W/INJECTION
700 XC SP EDGE	2003-05	624-2244	7081051	
700 XC SP EDGE M-10 F/O	2003-04	624-2244	7081051	
700 XC SP EDGE X F/O	2003	624-2244	7081051	
700 XCR	1999	624-2243	7080731	DUAL W/TM38
800 ASSAULT RMK 146	2009-10	624-2260	7081332	DUAL
800 AXYS PRO RMK	2016-20	624-2263	7082022	
800 AXYS SKS	2016-20	624-2263	7082022	
800 CLASSIC	2004	624-2244	7081051	
800 CLASSIC TOURING	2003	624-2244	7081051	
800 CLASSIC TOURING/INT'L	2004	624-2244	7081051	
800 DRAGON IQ/ES/INTL ALL OPTIONS	2010	624-2260	7081332	DUAL
800 DRAGON RMK	2008-10	624-2260	7081332	DUAL
800 DRAGON SP/ES EURO	2009	624-2260	7081332	DUAL
800 DRAGON SWITCHBACK/ES/INTL ALL OPTIONS	2010	624-2260	7081332	DUAL
800 INDY ADVENTURE	2020	624-2256	7081570	SINGLE
800 INDY SP/ES	2014-16	624-2256	7081570	SINGLE
800 INDY XC	2019-20	624-2261	7081929	SINGLE

TERMS & INDEX
NEW
HELMETS
HELMET ACCESSORIES
APPAREL
ACCESSORIES
TRACKS & SUSPENSION
STEERING
TRANS MISSION
PLOW & WINCH
WIND SHIELDS
BRAKES & CARB.
ENGINE PARTS
ELECTRICAL
TRAILER
CHEMICALS
TECH & TOOLS
P.O.P

SPX THROTTLE CABLES

CODE = B

KEYWORD = 16B



See Pages 638-643 for Photos

Application	Year	Part No.	OEM#	Size
Polaris™				
800 IQ	2008	624-2260	7081332	DUAL
800 IQ/ES	2009-10	624-2260	7081332	DUAL
800 PRO RMK 155/163 ALL	2014-15	624-2253	7081154	SINGLE
800 PRO X	2003	624-2244	7081051	
800 PRO X/PRO X2	2004	624-2244	7081051	
800 PRO XR	2004	624-2244	7081051	
800 RMK	2000	624-2239	7080840	SINGLE W/INJECTION
800 RMK	2002-13	624-2244	7080897	SINGLE W/INJECTION
800 RMK 144/155/ES/INTL	2009-10	624-2260	7081332	DUAL
800 RMK 155/163	2011-15	624-2253	7081154	SINGLE
800 RMK ASSAULT	2011-15	624-2253	7081154	SINGLE
800 RMK ASSAULT	2016-19	624-2263	7082022	
800 RMK KHAOS	2020	624-2263	7082022	
800 RMK SHIFT 144	2009	624-2260	7081332	DUAL
800 RUSH PRO S ALL OPTIONS	2015-20	624-2261	7081929	SINGLE
800 RUSH PRO X ALL OPTIONS	2015-16	624-2261	7081929	SINGLE
800 RUSH PRO-R ALL	2011-14	624-2256	7081570	SINGLE
800 RUSH/ES ALL	2011-13	624-2256	7081570	SINGLE
800 SKS	2003	624-2244	7081051	
800 SWITCHBACK ALL (EXCEPT ASSAULT)	2012-14	624-2256	7081570	SINGLE
800 SWITCHBACK ASSAULT ALL	2011-16	624-2253	7081154	SINGLE
800 SWITCHBACK ASSAULT ALL	2017-20	624-2261	7081929	SINGLE
800 SWITCHBACK PRO S ALL OPTIONS	2015-20	624-2261	7081929	SINGLE
800 SWITCHBACK PRO-X ALL OPTIONS	2015-18	624-2261	7081929	SINGLE
800 SWITCHBACK/ES/DRAGON	2009-10	624-2260	7081332	DUAL
800 XC EDGE F/O	2003-04	624-2244	7081051	
800 XC SP	2001-02	624-2244	7080897	SINGLE W/INJECTION
800 XC SP EDGE ALL	2003	624-2244	7081051	
800 XC SP M-10 F/O	2005	624-2244	7081051	
800 XCR	1999-03	624-2243	7080731	DUAL W/TM38
850 RUSH PRO S ALL	2020	624-2261	7081929	SINGLE
850 SWITCHBACK PRO S	2020	624-2261	7081929	SINGLE
900 FUSION	2005	624-2253	7081154	
900 FUSION F/O	2006	624-2253	7081154	
900 RMK ALL OPTIONS	2005-06	624-2253	7081154	
900 SWITCHBACK	2005-06	624-2253	7081154	
COLT 250 TWIN 340 * COLT S/S 250,340	1976	624-2222	7080157	DUAL
COLT 250,340, COLT S/S 250,340	1975	624-2222	7080157	DUAL
COLT 295, COLT S/S 250,295,340	1974	624-2222	7080157	DUAL
COLT S/S 250,340	1977	624-2222	7080157	DUAL
DRAGON RMK/INTL	2007	624-2260	7081332	DUAL
FS WIDETRAK IQ/INTL	2011-14	624-2253	7081154	SINGLE
GEMINI	1983	620-2100	7080187	SINGLE
INDY 500 EFI	1996-97	624-2245	7080555	EFI DUAL W/INJECTION
INDY 500 EFI SKS	1996	624-2245	7080555	EFI DUAL W/INJECTION
INDY CLASSIC , TOURING	1994-00	624-2237	7080552	DUAL W/INJECTION
INDY FRONTIER CLASSIC	2003-04	624-2251	7081032	DUAL W/INJECTION
INDY FRONTIER TOURING	2002-04	624-2251	7081032	DUAL W/INJECTION
INDY LITE ,DLX	1996-98	624-2241	7080557	DUAL W/INJECTION
INDY LITE ,TOURING	1998	624-2241	7080557	DUAL W/INJECTION
INDY LITE GT	1996-97	624-2241	7080557	DUAL W/INJECTION
INDY RXL	1996-97	624-2245	7080555	EFI DUAL W/INJECTION
INDY SPORT	1994-00	624-2237	7080552	DUAL W/INJECTION
INDY SPORT TOURING	2001-03	624-2247	7080888	DUAL W/INJECTION
INDY SPORT TOURING	2004	624-2204	7081172	
INDY SPORT TOURING ES	2001	624-2247	7080888	DUAL W/INJECTION
INDY SPORT, GT	1987-93	624-2237	7080552	DUAL W/INJECTION
INDY STORM(ALL), XCR 600/SP	1996-98	624-2304	7080623	TRIPLE
INDY SUPER SPORT	1994-98	624-2237	7080552	DUAL W/INJECTION
INDY SUPERSPORT	2005-06	624-2204	7081172	
INDY SUPERSPORT	1999-00	624-2248	7080776	DUAL W/INJECTION
INDY SUPERSPORT	2001-03	624-2247	7080888	DUAL W/INJECTION
INDY SUPERSPORT EDGE	2004	624-2204	7081172	
INDY TRAIL	1983	624-2230	7080258	DUAL
INDY TRAIL RMK	1999-00	624-2248	7080776	DUAL W/INJECTION
INDY TRAIL RMK	2001-03	624-2247	7080888	DUAL W/INJECTION
INDY TRAIL TOURING	2002-03	624-2247	7080888	DUAL W/INJECTION
INDY TRAIL TOURING	2004	624-2204	7081172	
INDY TRAIL, DLX, TOURING	1993-99	624-2237	7080552	DUAL W/INJECTION
INDY TRAIL, ES, SKS, DLX	1986-92	624-2236	7080289	DUAL W/INJECTION
INDY TRIUMPH	2000	624-2246	7080770	SINGLE W/TM38
INDY ULTRA ALL	1997-98	624-2304	7080623	TRIPLE
INDY WIDE TRACK/GT/LX	1991-94	624-2249	7080406	
INDY XCF	1998	624-2237	7080552	DUAL W/INJECTION
INDY XCF	1999	624-2248	7080776	DUAL W/INJECTION

SPX THROTTLE CABLES

See Pages 638-643 for Photos

CODE = B

KEYWORD = 16B



Application	Year	Part No.	OEM#	Size
Polaris™				
INDY XLT	1996-97	624-2306	7080543	TRIPLE W/INJECTION
INDY XLT CLASSIC	1996-97	624-2307	7080565	TRIPLE W/INJECTION
INDY XLT CLASSIC	1998-99	624-2306	7080543	TRIPLE W/INJECTION
INDY XLT LIMITED	1997-98	624-2306	7080543	TRIPLE W/INJECTION
INDY XLT SPECIAL	1999	624-2246	7080770	SINGLE W/TM38
INDY XLT SPECIAL/XCR 700	1998	624-2304	7080623	TRIPLE
INDY XLT TOURING	1996-99	624-2306	7080543	TRIPLE W/INJECTION
INDY XLT, SKS	1993-97	624-2303	7080458	TRIPLE W/INJECTION
IQ WIDETRAK/EURO	2011-14	624-2253	7081154	SINGLE
LONG TRACK	1984-85	620-2100	7080260	SINGLE
SPORT TOURING	2000	624-2248	7080776	DUAL W/INJECTION
SPRINT ES	1986-90	624-2237	7080552	DUAL W/INJECTION
STAR	1985-90	624-2220	7080281	SINGLE W/INJECTION
STAR LT	1984	620-2100	7080260	SINGLE
STARFIRE 250,340 TX 250,340,440	1976	624-2224	7080178	DUAL
SUPERTRAK	1989-92	624-2236	7080289	DUAL W/INJECTION
TRAIL TOURING	2000	624-2248	7080776	DUAL W/INJECTION
TRAIL TOURING	2007-10	624-2204	7081172	
TRANSPORT	1999	624-2237	7080552	DUAL W/INJECTION
TRANSPORT	1996-98	624-2249	7080554	DUAL W/INJECTION
TX 340 , 440	1978	624-2224	7080178	DUAL
TX 340 , 440 , 440-X	1977	624-2224	7080178	DUAL
TX 340 , 440 TX-C 340	1979-80	624-2224	7080178	DUAL
TX-L 340	1982	624-2228	7080255	DUAL
ULTRA	1997	624-2249	7080554	DUAL W/INJECTION
WIDETRAK	1990-91	624-2237	7080552	DUAL W/INJECTION
WIDETRAK LX	1994-15	624-2249	7080554	DUAL W/INJECTION
Ski-Doo™				
CITATION (ALL), TUNDRA, LT	1985-91	622-2147	414-6233-00	SINGLE W/INJECTION
CITATION 3500	1981-84	622-2136	414-4200-00	SINGLE
CITATION 3500	1980	622-2125	414-2746-00	SINGLE
CITATION 3500E	1982-83	622-2136	414-4200-00	SINGLE
CITATION 4500	1980-83	622-2144	414-4029-00	SINGLE
CITATION 4500E	1980-81	622-2144	414-4029-00	SINGLE
CITATION SS	1980-81	622-2212	414-3946-00	DUAL
ELAN 250	1980-91	622-2134	404-4745-00	SINGLE
EVEREST 340, 340E, 440, 440E. 444 L.C.	1977-79	622-2133	414-3198-00	SINGLE
EVEREST 440, 440E TNT F/A 340,TNT F/C 440	1977	622-2125	414-2746-00	SINGLE
EVEREST 500, 500E	1980	622-2135	414-2896-00	SINGLE
EVEREST 500, 500E	1981	622-2138	414-4139-00	DUAL
EXPEDITION 550 F	2005-06	622-2154	512-0599-73	
EXPEDITION LE 600R ETEC	2020-21	622-2163	512-0610-66, 512-0612-24	SINGLE
EXPEDITION SPORT 550F	2011-12	622-2264	512-0606-04	DUAL
EXPEDITION SPORT 550F	2013	622-2264	512-0606-90	DUAL
EXPEDITION SPORT 550F	2014-20	622-2264	512-0608-92	DUAL
EXPEDITION 600R ETEC (LE ONLY)	2020	622-2163	512-0610-66, 512-0612-24	SINGLE
EXPEDITION TUV 600HO SDI	2009-10	622-2261	512-0598-78, 512-0600-86	DUAL
EXPEDITION XTREME 850 ETEC	2020-21	622-2163	512-0610-66, 512-0612-24	SINGLE
FORMULA (ELECTRIC)	1998	622-2245	414-8831-00	TWIN W/INJECTION
FORMULA 500/DLX, 583/DLX, GT 583	1997-98	622-2247	414-9688-01	TRIPLE
FORMULA DLX 500L/C	2001	622-2248	512-0591-11	DUAL W/INJECTION
FORMULA DLX 600/700	2000	622-2249	512-0591-88	DUAL W/INJECTION
FORMULA DLX 600GS/GSE	2001	622-2151	512-0593-88	SINGLE W/INJECTION
FORMULA DLX 700GS/GSE	2001	622-2151	512-0593-88	SINGLE W/INJECTION
FORMULA III 700R	2000	622-2303	512-0590-20	TRIPLE W/INJECTION
FORMULA III 800	2000	622-2152	512-0590-59	SINGLE W/INJECTION
FORMULA III 600/700	1999	622-2303	512-0590-20	TRIPLE W/INJECTION
FORMULA III 600/700 CC	1995-98	622-2302	415-0444-00	TRIPLE
FORMULA III/ III LT	1996-97	622-2304	414-9665-01	TRIPLE W/INJECTION
FORMULA MACH L	1996-97	622-2304	414-9665-01	TRIPLE W/INJECTION
FORMULA MX	1994-95	622-2243	414-8115-00	DUAL W/INJECTION
FORMULA MX-Z	1993-94	622-2243	414-8115-00	DUAL W/INJECTION
FORMULA PLUS	1989-92	622-2234	414-7895-00	DUAL W/INJECTION
FORMULA PLUS, LT, XTC	1985-88	622-2235	414-5380-00	DUAL W/INJECTION
FORMULA S, SL	1995-99	622-2245	414-8831-00	TWIN W/INJECTION
FORMULA SLS/STX, FORM STX LT (2), GT0580	1996	622-2247	414-9688-01	TRIPLE
FORMULA SS	1995-97	622-2243	414-8115-00	DUAL W/INJECTION
FORMULA ST, STX	1994-95	622-2243	414-8115-00	DUAL W/INJECTION
FORMULA Z	1994-95	622-2243	414-8115-00	DUAL W/INJECTION
FORMULA Z 600/700	2000	622-2249	512-0591-88	DUAL W/INJECTION
FREERIDE 800R ETEC XM RS	2014-15	622-2267	512-0606-67	SINGLE
FREERIDE 800R ETEC XP	2012-13	622-2267	512-0606-67	SINGLE
FREERIDE 850 ETEC	2018-21	622-2163	512-0610-66, 512-0612-24	SINGLE
GRAND TOURING 380/500 FAN	2002	622-2251	512-0594-90	DUAL W/INJECTION
GRAND TOURING 470, 580, 670	1995-98	622-2243	414-8115-00	DUAL W/INJECTION

TERMS & INDEX

NEW

HELMETS

HELMET ACCESSORIES

APPAREL

ACCESSORIES

TRACKS & SUSPENSION

STEERING

TRANS MISSION

PLOW & WINCH

WIND SHIELDS

BRAKES & CARB.

ENGINE PARTS

ELECTRICAL

TRAILER

CHEMICALS

TECH & TOOLS

P.O.P

SPX THROTTLE CABLES

CODE = B

KEYWORD = 16B



See Pages 638-643 for Photos

Application	Year	Part No.	OEM#	Size
Ski-Doo™				
GRAND TOURING 500	2001	622-2248	512-0591-11	DUAL W/INJECTION
GRAND TOURING 500 SPORT	2002-03	622-2254	512-0596-79	DUAL TM40
GRAND TOURING 600	2000	622-2249	512-0591-88	DUAL W/INJECTION
GRAND TOURING 600 GS	2002	622-2254	512-0596-79	DUAL TM40
GRAND TOURING 600 SE	2002-03	622-2254	512-0596-79	DUAL TM40
GRAND TOURING 600 SPORT	2002-03	622-2254	512-0596-79	DUAL TM40
GRAND TOURING 600/700 GS	2001	622-2151	512-0593-88	SINGLE W/INJECTION
GRAND TOURING 700 GS	2002	622-2254	512-0596-79	DUAL TM40
GRAND TOURING 700 SE	2003	622-2254	512-0596-79	DUAL TM40
GRAND TOURING 700 SPORT	2002-03	622-2254	512-0596-79	DUAL TM40
GRAND TOURING 800 SE (TM40)	2001-02	622-2255	512-0593-90	DUAL TM40,38 DPM
GRAND TOURING LE / SE 1200	2010-11	622-2262	512-0606-73	SINGLE
GRAND TOURING LE /SE 12004TEC	2012-15	622-2262	512-0606-73	SINGLE
GRAND TOURING SE, 700	1997-98	622-2302	415-0444-00	TRIPLE
GRAND TOURING SPORT 550F	2010-13	622-2263	512-0603-20, 512-0606-89	DUAL
GRAND TOURING SPORT 550F	2014-15	622-2263	512-0608-91	DUAL
GSX 380 F	2004-05	622-2156	512-0599-13	
GSX 500 SS	2006-07	622-2157	512-0600-85	
GSX 550 F	2005-07	622-2156	512-0599-13	
GSX 600 HO SDI	2006-07	622-2158	512-0600-87	
GSX 800 HO	2006	622-2157	512-0600-85	
GSX 800 HO PTEK	2007	622-2157	512-0600-85	
GSX LE 600HOE	2014	622-2258	512-0606-24	SINGLE
GSX LE/SE 1200	2010-11	622-2262	512-0606-73	SINGLE
GSX LE/SE 12004TEC	2012-15	622-2262	512-0606-73	SINGLE
GSX SPORT 550F	2010	622-2263	512-0603-20, 512-0606-89	DUAL
GT 500	1996-98	622-2247	414-9688-01	TRIPLE
GTX 380 F	2005-06	622-2154	512-0599-73	
GTX 500 SS	2006-08	622-2159	512-0600-84	
GTX 550 F	2005-09	622-2154	512-0599-73	
GTX 600HO SDI	2005-06	622-2261	512-0598-78, 512-0600-86	DUAL
GTX 800 HO	2006	622-2159	512-0600-84	
GTX 800 HO PTEK	2007	622-2159	512-0600-84	
GTX LTD 600HO SDI	2007-08	622-2261	512-0600-86	DUAL
GTX SPORT 600HO SDI	2007-08	622-2261	512-0600-86	DUAL
LEGEND 380/500 FAM	2002	622-2251	512-0594-90	DUAL W/INJECTION
LEGEND 500 SPORT	2002-03	622-2254	512-0596-79	DUAL TM40
LEGEND 600 GS	2002	622-2254	512-0596-79	DUAL TM40
LEGEND 600 SPORT	2002-03	622-2254	512-0596-79	DUAL TM40
LEGEND 600/800/800 EUROPE SE	2002	622-2161	512-0593-73	
LEGEND 700 GS	2002	622-2254	512-0596-79	DUAL TM40
LEGEND 700 SE	2003	622-2254	512-0596-79	DUAL TM40
LEGEND 700 SPORT	2002-03	622-2254	512-0596-79	DUAL TM40
LEGEND SE 600	2002-03	622-2254	512-0596-79	DUAL TM40
LEGEND SE 800	2002	622-2254	512-0596-79	DUAL TM40
MACH Z	2000	622-2152	512-0590-59	SINGLE W/INJECTION
MACH Z LT/Z LT SWT	1998	622-2153	415-0541-00	SINGLE W/INJECTION
MACH Z / Z R	1998	622-2153	415-0541-00	SINGLE W/INJECTION
MACH Z R / Z R MILENIUM	2000	622-2152	512-0590-59	SINGLE W/INJECTION
MACH L	1999-00	622-2152	512-0590-59	SINGLE W/INJECTION
MACH I 670	1995	622-2244	414-9298-00	DUAL W/INJECTION
MACH I 700	1997-98	622-2302	415-0444-00	TRIPLE
MACH L XTC	1991	622-2235	414-5380-00	DUAL W/INJECTION
MACH Z	2001-03	622-2305	512-0593-89	TRIPLE TM38 DPM
MACH Z 1000 SDI ADRENALINE	2006-07	622-2155	512-0601-64	
MACH Z 1000 SDI ADRENALINE X	2006	622-2155	512-0601-64	
MACH Z 780	1993-97	622-2301	414-9796-00	TRIPLE W/INJECTION
MACH Z SPORT	2002	622-2305	512-0593-89	TRIPLE TM38 DPM
MACH Z TECH PLUS	2001-02	622-2255	512-0593-90	DUAL TM40,38 DPM
MACH ZX	2007	622-2155	512-0601-64	
MX ZX 440	1999	622-2253	512-059-388	
MX ZX 440	2001	622-2253	512-059-388	
MX ZX 440 LC	1999-00	622-2253	512-059-388	
MXZ 1000 SDI RENEGADE RT	2007	622-2155	512-0601-64	
MXZ 1000 SDI RENEGADE X	2006	622-2155	512-0601-64	
MXZ 380 /500 FAN	2002	622-2251	512-0594-90	DUAL W/INJECTION
MXZ 380 F	2001	622-2245	414-8831-00	TWIN W/INJECTION
MXZ 380 F	2005-06	622-2156	512-0599-13	
MXZ 440F	1997-98	622-2245	414-8831-00	TWIN W/INJECTION
MXZ 500	2000-01	622-2248	512-0591-11	DUAL W/INJECTION
MXZ 500	1998	622-2247	414-9688-01	TRIPLE
MXZ 500 ADRENALINE	2003	622-2254	512-0596-79	DUAL TM40
MXZ 500 SB	2000	622-2248	512-0591-11	DUAL W/INJECTION
MXZ 500 SPORT	2002	622-2254	512-0596-79	DUAL TM40
MXZ 500 SS TRAIL, ADRENALINE	2006-07	622-2157	512-0600-85	

SPX THROTTLE CABLES

See Pages 638-643 for Photos

CODE = B

KEYWORD = 16B



Application	Year	Part No.	OEM#	Size
Ski-Doo™				
MXZ 500 TRAIL	2001	622-2248	512-0591-11	DUAL W/INJECTION
MXZ 500 TRAIL	2002-03	622-2254	512-0596-79	DUAL TM40
MXZ 550 F	2005-07	622-2156	512-0599-13	
MXZ 550 X	2006-07	622-2156	512-0599-13	
MXZ 583/670, SUMMIT 670	1996-98	622-2246	414-9662-01	TWIN W/INJECTION
MXZ 600 / 700 / 800 / 800 ADR	2001	622-2151	512-0593-88	SINGLE W/INJECTION
MXZ 600 / 700 TRAIL	2001	622-2151	512-0593-88	SINGLE W/INJECTION
MXZ 600 / 700, SPECIAL	2000	622-2249	512-0591-88	DUAL W/INJECTION
MXZ 600 HO ADRENALINE	2002-03	622-2254	512-0596-79	DUAL TM40
MXZ 600 HO ADRENALINE	2006-07	622-2157	512-0600-85	
MXZ 600 HO RENAGADE	2002-03	622-2254	512-0596-79	DUAL TM40
MXZ 600 HO SDI	2004-06	622-2261	512-0598-78, 512-0600-86	DUAL
MXZ 600 HO SDI ADRENALINE	2006-07	622-2158	512-0600-87	
MXZ 600 HO SDI RENEGADE	2006	622-2158	512-0600-87	
MXZ 600 TRAIL	2002-03	622-2254	512-0596-79	DUAL TM40
MXZ 600 X	2002	622-2254	512-0596-79	DUAL TM40
MXZ 700 ADRENALINE	2002-03	622-2254	512-0596-79	DUAL TM40
MXZ 700 RENEGADE	2002	622-2254	512-0596-79	DUAL TM40
MXZ 700 REV, SPORT	2002-03	622-2254	512-0596-79	DUAL TM40
MXZ 700 TRAIL	2002	622-2254	512-0596-79	DUAL TM40
MXZ 700 X	2002	622-2254	512-0596-79	DUAL TM40
MXZ 800 ADRENALINE	2002-03	622-2254	512-0596-79	DUAL TM40
MXZ 800 HO ADRENALINE PTEK	2006-07	622-2157	512-0600-85	
MXZ 800 HO ADRENALINE X	2006	622-2159	512-0600-84	
MXZ 800 HO BLIZZARD PTEK	2007	622-2159	512-0600-84	
MXZ 800 HO RENEGADE	2006	622-2157	512-0600-85	
MXZ 800 HO RENEGADE PTEK	2007	622-2159	512-0600-84	
MXZ 800 HO RENEGADE X PTEK	2006-07	622-2159	512-0600-84	
MXZ 800 RENEGADE	2002	622-2254	512-0596-79	DUAL TM40
MXZ 800 REV, SPORT	2002-03	622-2254	512-0596-79	DUAL TM40
MXZ 800 TRAIL	2002	622-2254	512-0596-79	DUAL TM40
MXZ 800 X	2002	622-2254	512-0596-79	DUAL TM40
MXZ ADRENALINE 1200	2010	622-2262	512-0606-73	SINGLE
MXZ BLIZZARD 600 HO SDI	2007	622-2261	512-0600-86	DUAL
MXZ RENEGADE/X 600 HO SDI	2007	622-2261	512-0600-86	DUAL
MXZ REV SPORT	2002	622-2254	512-0596-79	DUAL TM40
MXZ TNT 1200	2010-11	622-2262	512-0606-73	SINGLE
MXZ TNT 1200 XR120 - ENGINE	2012-15	622-2262	512-0606-73	SINGLE
MXZ TNT 550F	2010	622-2263	512-0603-20, 512-0606-89	DUAL
MXZ TNT 600HO ETEC	2014-18	622-2258	512-0606-24	SINGLE
MXZ TNT 800 HO ETEC	2016	622-2258	512-0606-24	SINGLE
MXZ TNT 800RETEC	2013-16	622-2258	512-0606-24	SINGLE
MXZ X 1200	2010-11	622-2262	512-0606-73	SINGLE
MXZ X 1200 XR120 - ENGINE	2012-15	622-2262	512-0606-73	SINGLE
MXZ X 600 HO SDI	2007	622-2261	512-0600-86	DUAL
MXZ X 800 HO PTEK	2007	622-2159	512-0600-84	
MXZ X 800R ETEC	2013-16	622-2267	512-0606-68	SINGLE
MXZ X-RS 600 HO SDI	2007	622-2261	512-0600-86	DUAL
MXZ X-RS 600HOE	2012-13	622-2258	512-0606-24	SINGLE
MXZ X-RS 800 HO PTEK	2007	622-2159	512-0600-84	
MXZ X-RS 800R ETEC	2013-16	622-2258	512-0606-24	SINGLE
MXZ X-RS 800RETEC XS RS	2014	622-2267	512-0606-67	SINGLE
MXZ SPORT 550F	2011-12	622-2263	512-0603-20, 512-0606-89	DUAL
MXZ SPORT 550F	2014	622-2263	512-0608-91	DUAL
MXZ X-RS 600HOE XS RS	2014	622-2267	512-0606-67	SINGLE
MXZ 600 RS	2018	622-2162	512-0610-26	
NORDIK	1981	622-2125	414-2746-00	SINGLE
NORDIK SKANDIC	1982-83	622-2125	414-2746-00	SINGLE
OLYMPIQUE 300	1977-78	622-2131	414-3197-00	SINGLE
OLYMPIQUE 340, 340E	1977-79	622-2131	414-3197-00	SINGLE
RENEGADE 850 ETEC	2017-18	622-2162	512-0610-26	
RENEGADE ADRENALINE 1200	2012-15	622-2262	512-0606-73	SINGLE
RENEGADE ADRENALINE 1200	2010-11	622-2262	512-0606-73	SINGLE
RENEGADE ADRENALINE 600HO ETEC	2014-18	622-2258	512-0606-24	SINGLE
RENEGADE ADRENALINE 800R ETEC	2016	622-2258	512-0606-24	SINGLE
RENEGADE BACK COUNTRY 600HO ETEC	2012-18	622-2267	512-0606-68	SINGLE
RENEGADE BACK COUNTRY 800HO PTEK.	2010	622-2267	512-0606-68	SINGLE
RENEGADE BACK COUNTRY 800R ETEC	2012-13	622-2267	512-0606-67	SINGLE
RENEGADE BACK COUNTRY X 600HO ETEC	2013	622-2267	512-0606-67	SINGLE
RENEGADE BACKCOUNTRY / X 600HO ETEC XS	2014-16	622-2267	512-0606-67	SINGLE
RENEGADE BACKCOUNTRY / X 800R ETEC XS	2014-16	622-2267	512-0606-67	SINGLE
RENEGADE BACK COUNTRY X 800HO PTEK.	2010	622-2267	512-0606-67	SINGLE
RENEGADE BACK COUNTRY X 800RE XS	2013	622-2267	512-0606-67	SINGLE
RENEGADE ENDURO 600HO ETEC	2016-17	622-2258	512-0606-24	SINGLE
RENEGADE ENDURO 800HO ETEC	2016-18	622-2258	512-0606-24	SINGLE

TERMS & INDEX
NEW
HELMETS
HELMET ACCESSORIES
APPAREL
ACCESSORIES
TRACKS & SUSPENSION
STEERING
TRANS MISSION
PLOW & WINCH
WIND SHIELDS
BRAKES & CARB.
ENGINE PARTS
ELECTRICAL
TRAILER
CHEMICALS
TECH & TOOLS
P.O.P

SPX THROTTLE CABLES

CODE = B

KEYWORD = 16B



See Pages 638-643 for Photos

Application	Year	Part No.	OEM#	Size
Ski-Doo™				
RENEGADE SPORT 550F	2010-13	622-2263	512-0603-20, 512-0606-89	DUAL
RENEGADE SPORT 550F	2014	622-2263	512-0608-91	DUAL
RENEGADE X 1200	2012-15	622-2262	512-0606-73	SINGLE
RENEGADE X 1200	2010-11	622-2262	512-0606-73	SINGLE
RENEGADE X 600HO ETEC	2013-16	622-2267	512-0606-68	SINGLE
RENEGADE X 800HO ETEC	2013-14	622-2267	512-0606-68	SINGLE
SAFARI 377, 377E	1984-88	622-2143	414-5122-00	DUAL
SAFARI 447	1984-86	622-2143	414-5122-00	DUAL
SAFARI 503R	1988	622-2143	414-5122-00	DUAL
SAFARI CHEYENNE , SCOUT	1989-90	622-2143	414-5122-00	DUAL
SAFARI LX , LXE	1990-91	622-2239	414-7521-00	DUAL W/INJECTION
SAFARI SAGA , SCOUT E	1989	622-2143	414-5122-00	DUAL
SAFARI SCOUT	1991	622-2147	414-6233-00	SINGLE W/INJECTION
SAFARI GLX, LC, LCE	1990-92	622-2149	414-7304-00	SINGLE W/INJECTION
SKANDIC 377	1984-86	622-2125	414-2746-00	SINGLE
SKANDIC 377-R	1987	622-2125	414-2746-00	SINGLE
SKANDIC 380, 500	1995-98	622-2245	414-8831-00	TWIN W/INJECTION
SKANDIC 503	1987-88	622-2143	414-5122-00	DUAL
SKANDIC SWT/WT 600R ETEC	2021	622-2163	512-0610-66, 512-0612-24	SINGLE
SUMMIT 470, 583, 670	1994-95	622-2243	414-8115-00	DUAL W/INJECTION
SUMMIT 500 FAM	2002	622-2251	512-0594-90	DUAL W/INJECTION
SUMMIT 500/583	1996-98	622-2247	414-9688-01	TRIPLE
SUMMIT 550 F	2005-09	622-2154	512-0599-73	
SUMMIT 600	1999-00	622-2252	512-0589-02	DUAL W/INJECTION
SUMMIT 600 ADRENALINE H.O.	2003	622-2254	512-0596-79	DUAL TM40
SUMMIT 600 HO	2004	622-2266	512-0598-80, 512-0600-88	SINGLE
SUMMIT 600 REV, SPORT	2002	622-2254	512-0596-79	DUAL TM40
SUMMIT 600 SB	2000	622-2252	512-058-902	DUAL W/INJECTION
SUMMIT 600/700/800	2001	622-2151	512-0593-88	SINGLE W/INJECTION
SUMMIT 600/700/800/EURO 600/EURO 800	2002	622-2161	512-0593-73	
SUMMIT 600R ETEC	2019-21	622-2163	512-0610-66, 512-0612-24	SINGLE
SUMMIT 700	2000	622-2249	512-059-188	DUAL W/INJECTION
SUMMIT 700	2001	622-2151	512-059-388	SINGLE W/INJECTION
SUMMIT 700 ADRENALINE	2003	622-2254	512-0596-79	DUAL TM40
SUMMIT 700 HIGHMARK	2003	622-2254	512-0596-79	DUAL TM40
SUMMIT 700 HM /700 SB	2000	622-2249	512-059-188	DUAL W/INJECTION
SUMMIT 700 REV, SPORT	2002	622-2254	512-0596-79	DUAL TM40
SUMMIT 700 X	2003	622-2254	512-0596-79	DUAL TM40
SUMMIT 800 ALL OPTIONS	2001	622-2151	512-059-388	SINGLE W/INJECTION
SUMMIT 800 ADRENALINE	2003	622-2254	512-0596-79	DUAL TM40
SUMMIT 800 HIGHMARK XTREME	2003	622-2254	512-0596-79	DUAL TM40
SUMMIT 800 HIGHMARK, X	2002-03	622-2254	512-0596-79	DUAL TM40
SUMMIT 800 HO, ADRENALINE, X	2004-06	622-2266	512-0598-80, 512-0600-88	SINGLE
SUMMIT 800 HO, ADRENALINE, X	2006	622-2159	512-0600-84	
SUMMIT 800 REV, SPORT	2002	622-2254	512-0596-79	DUAL TM40
SUMMIT 800 X	2002-03	622-2254	512-0596-79	DUAL TM40
SUMMIT 850 E-TEC SP / X	2017-21	622-2163	512-0610-66, 512-0612-24	SINGLE
SUMMIT 850 E-TEC TURBO	2020-21	622-2163	512-0610-66, 512-0612-24	SINGLE
SUMMIT ADRENALINE 600HO SDI	2006-08	622-2261	512-0600-86	DUAL
SUMMIT ADRENALINE 800R	2007	622-2266	512-0598-80, 512-0600-88	SINGLE
SUMMIT EVEREST 800R	2008	622-2265	512-0601-33	SINGLE
SUMMIT SP 600R ETEC	2014-15	622-2260	512-0608-51	SINGLE
SUMMIT SP 800R ETEC	2013-18	622-2260	512-0608-51	SINGLE
SUMMIT SPORT 600 XP	2014-15	622-2256	512-0608-93	DUAL
SUMMIT SPORT 600 XP	2013	622-2256	512-0606-77	SINGLE
SUMMIT SPORT 800R PTEK	2013	622-2256	512-0606-77	SINGLE
SUMMIT SPORT 800R PTEK 154	2014-16	622-2256	512-0608-93	DUAL
SUMMIT X	2007	622-2266	512-0598-80, 512-0600-88	SINGLE
SUMMIT X 800R	2008	622-2265	512-0601-33	SINGLE
SUMMIT X 800R ETEC	2012	622-2267	512-0606-68	SINGLE
SUMMIT X 800R ETEC XM	2013-16	622-2267	512-0606-67	SINGLE
SUMMIT XRS	2007	622-2266	512-0598-80, 512-0600-88	SINGLE
TNT F/A 340	1977-78	622-2131	414-3197-00	SINGLE
TNT F/A 440	1977	622-2135	414-2896-00	SINGLE
TNT F/C 440	1977-78	622-2133	414-3198-00	SINGLE
TUNDRA R	1999-01	622-2150	414-935-600	SINGLE W/INJECTION
TUNDRA II LT	1996-98	622-2150	414-935-600	SINGLE W/INJECTION
TUNDRA STD & SPORT & LT 550F	2010-12	622-2263	512-0603-20, 512-0606-89	DUAL
TUNDRA 600HO ETEC	2015-20	622-2260	512-0608-51	SINGLE
TUNDRA XTREME 600HO ETEC	2015-16	622-2260	512-0608-51	SINGLE

*622-2267 Covers 622-2259

*622-2262 Covers 622-2257

SPX THROTTLE CABLES

See Pages 638-643 for Photos

CODE = B

KEYWORD = 16B



Application	Year	Part No.	OEM#	Size
Yamaha™				
APEX ALL OPTIONS	2006-10	623-2139	8FP-26311-00	
ATTAK	2006-07	623-2139	8FP-26311-00	
ATTAK GT	2007	623-2139	8FP-26311-00	
EC 340	1981-83	623-2102	8F3-26311-00	SINGLE
EC 340	1985-89	623-2121	82M-26311-00-00	SINGLE
ET 250A	1977	623-2102	8F3-26311-00	SINGLE
ET 300	1979-83	623-2102	8F3-26311-00	SINGLE
ET 340 (ALL)	1978-83	623-2102	8F3-26311-00	SINGLE
ET 340 (ALL)	1984-89	623-2121	82M-26311-00-00	SINGLE
ET 400 (ALL)	1989-91	623-2121	82M-26311-00-00	SINGLE
EX 340	1978	623-2118	8G6-26311-01-00	SINGLE
EX 440	1978-81	623-2118	8G6-26311-01-00	SINGLE
EX 570 (ALL)	1987-89	623-2121	82M-26311-00-00	SINGLE
EX 570 , 570E	1990-91	623-2129	88R-26311-00	DUAL
FX NYTRO	2008-14	623-2143	8GL-26311-00-00	SINGLE
FX NYTRO RTX	2008-12	623-2143	8GL-26311-00-00	SINGLE
FX NYTRO XTX	2010-14	623-2143	8GL-26311-00-00	SINGLE
MOUNTAIN MAX 600	1997-99	623-2134	8CR-26311-01-00	SINGLE
MOUNTAIN MAX 600	2000-02	623-2138	8ED-26311-00	3TM31 EFI
MOUNTAIN MAX 700	1997-98	623-2133	8CH-26311-01	SINGLE
MOUNTAIN MAX 700	2000-03	623-2138	8ED-26311-00	3TM31 EFI
MOUNTAIN SRX 700	1998	623-2133	8CH-26311-01	SINGLE
PHAZER ALL OPTIONS	2007-16	623-2142	8GC-26311-00-00	SINGLE
PHAZER 480 (ALL)	1984-98	623-2121	82M-26311-00-00	SINGLE
PHAZER 500	1999-01	623-2135	8DJ-26311-01	2B38-32
PHAZER DLX	2001	623-2135	8DJ-26311-01	2B38-32
RS RAGE	2005-07	623-2140	8ES-26311-00	SINGLE
RS RAGE GT	2007	623-2140	8ES-26311-00	SINGLE
RS VECTOR (ALL OPTIONS EXCEPT MTN)	2005-07	623-2140	8ES-26311-00	SINGLE
RS VECTOR (ALL)	2008-09	623-2144	8GM-26311-00	SINGLE
RS VECTOR (ALL)	2010-11	623-2145	8JA-26311-00	SINGLE
RS VECTOR (ALL)	2012-15	623-2145	8HV-26311-00	SINGLE
RS VENTURE	2005-16	623-2140	8ES-26311-00	SINGLE
RS VENTURE GT	2006-08	623-2140	8ES-26311-00	SINGLE
RS VENTURE GT	2012-15	623-2147	8HX-26311-00-00	
RS VENTURE TF	2013-15	623-2147	8HX-26311-00-00	
RS VENTURE TF	2016-20	623-2148	8JV-26311-00-00	
RX WARRIOR, LE	2005	623-2136	8FA-26311-00	4-BSR37 EFI
RX-1 ALL OPTIONS	2003-05	623-2136	8FA-26311-00	4-BSR37 EFI
SR 540	1982-84	623-2119	8R6-26311-00-00	SINGLE
SR 540E , SS 440E	1981	623-2118	8L8-26311-01-00	SINGLE
SRX 600	1998-99	623-2133	8CH-26311-01	SINGLE
SRX 600S	1998	623-2133	8CH-26311-01	SINGLE
SRX 700	1998-99	623-2133	8CH-26311-01	SINGLE
SRX 700S	1998-99	623-2133	8CH-26311-01	SINGLE
SS 440	1982-83	623-2118	8L8-26311-01-00	SINGLE
SX 700 VIPER (ALL OPTIONS)	2002-03	623-2137	8EK-26311-00	3TM 33EFI
SX R 600	2000-02	623-2138	8ED-26311-00	3TM31 EFI
SX R 700	2000-01	623-2138	8ED-26311-00	3TM31 EFI
VENTURE 480 (ALL)	1991-98	623-2121	82M-26311-00-00	SINGLE
VENTURE 500	1997-00	623-2134	8CR-26311-01-00	SINGLE
VENTURE 500 XL	1999-06	623-2135	8DJ-26311-01	2B38-32
VENTURE 600	1997-98	623-2134	8CR-26311-01-00	SINGLE
VENTURE 600	1999-03	623-2133	8CH-26311-01	SINGLE
VENTURE 700	1998-03	623-2133	8CH-26311-01	SINGLE
VENTURE LITE/MULTIPURPOSE/MP	2007-18	623-2146	8GJ-26311-00-00	
VK PROFESSIONAL II	2016-20	623-2149	8KW-26311-00-00	
VK540E	1988-92	623-2141	83R-26311-02-00	
VK540E II	1993-99	623-2141	83R-26311-02-00	
VK540E III	2000-05	623-2141	83R-26311-02-00	
VMAX	1997-98	623-2134	8CR-26311-01-00	SINGLE
VMAX	1999	623-2133	8CH-26311-01	SINGLE
VMAX 500 (ALL OPTIONS)	1997-01	623-2134	8CR-26311-01-00	SINGLE
VMAX 600 (ALL OPTIONS)	1997-99	623-2134	8CR-26311-01-00	SINGLE
VMAX 600 DLX	2000-01	623-2133	8CH-26311-01	SINGLE
VMAX 600 ER	2002-03	623-2133	8CH-26311-01	SINGLE
VMAX 600 SX	1999	623-2133	8CH-26311-01	SINGLE
VMAX 700 ((ALL) OPTIONS)	1998-02	623-2133	8CH-26311-01	SINGLE
VMAX 700 SX	1997	623-2134	8CR-26311-01-00	SINGLE
VMX 540	1984-91	623-2128	8X6-26311-00-00	SINGLE
VX500, E, DX, ST	1994-96	623-1003	8AB-26311-00	SINGLE
VX600, E, DX, ST	1994-96	623-1003	8AB-26311-00	SINGLE

TERMS & INDEX

NEW

HELMETS

HELMET ACCESSORIES

APPAREL

ACCESSORIES

TRACKS & SUSPENSION

STEERING

TRANS MISSION

PLOW & WINCH

WIND SHIELDS

BRAKES & CARB.

ENGINE PARTS

ELECTRICAL

TRAILER

CHEMICALS

TECH & TOOLS

P.O.P

THROTTLE POSITION SENSORS



Part No. Code Keyword
621-1200 B 16

OEM# 3007-202/ 3007-859

Model	Year
Arctic Cat™	
BEARCAT 5000 XT/GS/LTD	2015
BEARCAT Z1 XT/LTD	2009-14
F 1100 LXR/SNO PRO/LTD	2012-13
JAGUAR Z1 1100 EFI /SNO PRO	2007-08
M 1100 /SNO PRO/LTD(NON-TURBO)	2012-13
TZ1 /LXR	2011-14
TZ1 PARK	2009
TZ1 TOURING /LXR	2008-11
XF 1100 CROSS-TOUR	2013
XF 1100 LXR/SNO PRO/LTD	2012-13
Z1 1100 EFI /LXR	2009-10
Z1 LXR/SNO PRO	2011
ZR 5000 LXR	2014-17



Part No. Code Keyword
621-1201 B 16

OEM# 3020-342/ 8GL-85885-00

Model	Year
Arctic Cat™	
XF 7000 (ALL)	2014-18
ZR 7000 (ALL)	2014-18
M 7000 (ALL)	2014-16
PANTERA 7000 /LTD/XT	2014-19
BEARCAT 7000 XT	2017-19
M 9000 KING CAT	2017-19
XF 9000 (ALL)	2017-19
ZR 9000 (ALL)	2017-21
Yamaha™	
FX NYTRO (ALL)	2008-13
APEX (ALL)	2009-13
RS VENTURE GT	2009-15
RS VECTOR GT	2010-11
RS VECTOR LTX GT	2010
VECTOR LTX	2012
RS VECTOR /LTX	2013-15
RS VENTURE TF	2013-15
VK PROFESSIONAL II	2016-18
SR VIPER (ALL)	2014-21
SIDEWINDER (ALL)	2017-21



Part No. Code Keyword
621-1202 B 16

OEM# 3006-939

Model	Year
Arctic Cat™	
CF1000 /LE	2009
CF6 EFI	2009-11
CF8 /LE/SNO PRO	2009-11
CFR1000 /LE	2009-11
CFR8 /LE	2009-11
CROSSFIRE 1000 EFI /SNO PRO	2008
CROSSFIRE 600 EFI	2008
CROSSFIRE 700 EFI	2006
CROSSFIRE 800 EFI NIGHTFIRE SNO PRO	2008
F 800 LXR/SNO PRO/LTD	2012-13
F 800 SNO PRO RR	2013
F 800 TUCKER HIBBERT	2013
F1000 (ALL)	2008-09
F6 (ALL)	2008-12
F8 EXT/LXR/SNO PRO	2008-11
FIRECAT 700 EFI R	2006
M 800 /HCR/SNO PRO/LTD	2012-13
M 8000 (ALL)	2014-17
M1000 (ALL)	2008-11
M6 (ALL)	2009-11
M7 EFI /CT	2006
M8 (ALL)	2008-11
SABERCAT 700 EFI LX	2006
XF 800 (ALL)	2012-13
XF 8000 (ALL)	2014-17
ZR 8000 (ALL)	2014-17



Part No. Code Keyword
624-1200 B 16

OEM# 3131751

Model	Year
Polaris™	
600 AXYS INDY ADVENTURE	2021
600 AXYS INDY XC	2021
600 AXYS PRO RMK	2016-20
600 AXYS SWITCHBACK ASSAULT	2021
600 INDY /SP	2014-21
600 INDY ADVENTURE	2020
600 INDY XC	2019-20
600 INDY XCR	2020-21
600 PRO RMK	2014-15
600 RMK	2014-21
600 RUSH PRO R	2014
600 RUSH PRO S/X	2015-20
600 RUSH XCR	2017-19
600 SWITCHBACK /ES	2014
600 SWITCHBACK ADVENTURE	2014-19
600 SWITCHBACK ASSAULT	2014-20
600 SWITCHBACK PRO R	2014
600 SWITCHBACK PRO S/X	2015-21
600 SWITCHBACK XCR	2018-21
600 VOYAGEUR	2014-21

Model	Year
Polaris™	
800 AXYS PRO RMK	2016-20
800 AXYS RMK ASSAULT	2017-18
800 AXYS SKS	2016-20
800 INDY /SP	2014-16
800 INDY ADVENTURE	2020
800 INDY XC	2018-20
800 PRO RMK	2014-15
800 RMK	2014-16
800 RMK ASSAULT	2014-19
800 RMK KHAOS	2020
800 RUSH PRO R	2014
800 RUSH PRO S/X	2015-20
800 RUSH XCR	2017-18
800 SWITCHBACK /ES	2014
800 SWITCHBACK ADVENTURE	2014-19
800 SWITCHBACK ASSAULT	2014-20
800 SWITCHBACK PRO R	2014
800 SWITCHBACK PRO S/X	2015-20
800 SWITCHBACK XCR	2020
800 TITAN SP/ADVENTURE/XC	2018-21

THROTTLE POSITION SENSORS




Part No. Code Keyword
624-1201 B 16

OEM# 3131591 / 6506-074 / 6506-425

Model	Year
Arctic Cat™	
BLAST 4000 LT / M / ZR	2021
KING CAT 900	2004-05
M 6000 (ALL)	2014-19
M 8000 (ALL)	2018-21
MOUNTAIN CAT 1000	2001-02
MOUNTAIN CAT 500	2002
MOUNTAIN CAT 600 VEV	2001
MOUNTAIN CAT 800 /LE	2001
MOUNTAIN CAT 900	2003-04
NORSEMAN 6000 /X	2018-19
NORSEMAN 8000 X	2019-21
PANTERA 1000	2000-01
PANTERA 6000	2018-19
POWDER SPECIAL 2K	2000
POWDER SPECIAL 600 /LE	2000
POWDER SPECIAL 700 /LE	1999-00

Model	Year
Arctic Cat™	
RIOT 6000	2020-21
RIOT 8000 (ALL)	2020-21
THUNDERCAT	2001-02
THUNDERCAT /MC	2000-02
TRIPLE TOURING 600	2001
XF 6000 (ALL)	2015-19
XF 8000 (ALL)	2018-19
ZL 600	2000
ZL 700	2000
ZL 800 ESR	2001
ZR 2K	2000
ZR 500 /CC	2001-02
ZR 600	2000-02
ZR 6000 (ALL)	2014-21
ZR 700 /LE	1999-00
ZR 800 /LE/CC	2001-02
ZR 8000 (ALL)	2018-21
ZR 900 /SNO PRO	2003-05
ZRT 600 /LE	2001-02
ZRT 800 /LE	1999-01
Polaris™	
600 ASSAULT RMK	2009-11
600 CLEANFIRE SWITCHBACK	2007
600 DRAGON	2009
600 HO IQ /TOURING CLEANFIRE	2007
600 IQ	2008-11
600 IQ DRAGON	2008
600 IQ SHIFT	2009-10
600 IQ TOURING	2008-10
600 PRO RIDE RUSH	2010
600 RMK	2008-11
600 RMK SHIFT	2009
600 SWITCHBACK/DRAGON SWITCHBACK	2008-10

Model	Year
Polaris™	
600 WIDETRAK IQ /INTL	2016
700 CLASSIC	2006
700 CLEANFIRE DRAGON	2007
700 DRAGON RMK	2007
700 FUSION	2006
700 HO TOURING	2006
700 IQ	2008
700 IQ DRAGON	2008
700 RMK	2006-10
700 SWITCHBACK/DRAGON SWITCHBACK	2008
800 DRAGON	2009-10
800 DRAGON IQ	2010
800 DRAGON RMK	2008-10
800 IQ	2008-10
800 RMK	2009-10
800 RMK SHIFT	2009
800 RUSH	2011
800 SWITCHBACK	2010
900 FUSION	2005-06
900 RMK	2005-06
900 SWITCHBACK	2005-06
DRAGON SWITCHBACK	2009-10
FS WIDETRAK IQ	2009-13
FS/FST CLASSIC	2006
FS/FST IQ TOURING	2006-10
FST IQ CRUISER/SWITCHBACK/LX	2007
FST SWITCHBACK	2006-07
IQ CRUISER	2008
TURBO IQ /LXT	2008-14
TURBO IQ DRAGON	2008-10
TURBO SWITCHBACK	2008-09



Part No. Code Keyword
622-1200 B 16

OEM# 270-0002-51/ 415-1296-03/ 420-8661-20

Model	Year
Ski-Doo™	
ELITE 1500 2ND EDITION	2004
EXPEDITION 600 HO SDI (ALL)	2005-10
EXPEDITION LE/SE 1200 4-TEC	2011-15
EXPEDITION LE/SE 600 ETEC	2011-19
EXPEDITION SPORT 600 ACE	2014
EXPEDITION SPORT V-800	2007-08
EXPEDITION TUV 1200 4-TEC	2010
EXPEDITION TUV V-800	2008-09
EXPEDITION V-1000	2005
EXPEDITION XTREME 800 ETEC	2015-18
FREERIDE 800 ETEC	2012-17
GRAND TOURING /LE 600 ETEC	2011-18
GRAND TOURING LE/SE 1200 4-TEC	2010-12
GRAND TOURING LE/SE 1200 4-TEC	2012-15

Model	Year
Ski-Doo™	
GRAND TOURING SE 800 SDI	2003
GRAND TOURING SPORT 600 ACE	2014
GSX 600 HO SDI (ALL)	2004-08
GSX LE 1200 4-TEC	2009-15
GSX LE 600 ETEC	2009-15
GSX SE 800 ETEC	2012-15
GTX 600 HO SDI (ALL)	2005-08
GTX LE 600 ETEC	2009
GTX LE/SE 1200 T-TEC	2009
LEGEND 600 HO SDI	2004
LEGEND 800 SDI	2003-04
LEGEND TOURING V-800	2007-09
LEGEND TRAIL V-800	2007
LEGEND V-1000	2004-05
MACH Z 1000 (ALL)	2005-07
MXZ 1000 SDI (ALL)	2006-07
MXZ 50TH ANNIVERSARY	2009
MXZ 600 HO SDI (ALL)	2004-08
MXZ ADRENALINE 1200 4-TEC	2010
MXZ ADRENALINE 600 ETEC	2009-10
MXZ IRON DOG 600/800 ETEC	2015
MXZ RENEGADE /X 1200 4-TEC	2009
MXZ RENEGADE /X 600 ETEC	2009
MXZ SPORT 600 ACE	2014
MXZ TNT 1200 4-TEC	2009-15
MXZ TNT 600 ETEC	2009-17
MXZ TNT 800 ETEC	2011-17
MXZ X 1200 4-TEC	2009-15
MXZ X 600 ETEC	2009-17
MXZ X 800 ETEC	2010-17
MXZ XRS 600 ETEC /IRON DOG	2010-18

Model	Year
Ski-Doo™	
MXZ XRS 800 ETEC	2011-17
RENEGADE ADRENALINE 600 ETEC	2010-18
RENEGADE ADRENALINE 800 ETEC	2011-16
RENEGADE BACKCOUNTRY/X 600 ETEC	2010-18
RENEGADE BACKCOUNTRY/X 800 ETEC	2011-17
RENEGADE SPORT 600 ACE	2014
RENEGADE X 600 ETEC	2010-17
RENEGADE X 800 ETEC	2011-16
RENEGADE X/ADRENALINE 1200 4-TEC	2010-15
SKANDIC SUV 600 HO SDI	2008
SKANDIC SWT 600 ETEC	2012-17
SKANDIC SWT V-800	2008-12
SKANDIC TUNDRA V-800 /LT	2007-09
SKANDIC WT 600 ETEC	2011-20
SKANDIC WT/SWT 600 ACE	2014
SUMMIT 1000 SDI HIGHMARK /X	2005-06
SUMMIT 600 HO SDI (ALL)	2006-08
SUMMIT EVEREST 600 ETEC	2009-11
SUMMIT EVEREST 800 ETEC	2011
SUMMIT FREERIDE 800 ETEC	2011
SUMMIT SP 600 ETEC	2012-18
SUMMIT SP 800 ETEC	2012-16
SUMMIT X 600 ETEC	2009-11
SUMMIT X 800 ETEC	2011-16
TUNDRA LT/SPORT 600 ACE	2014
TUNDRA XTREME 600 ETEC	2011-18

TERMS & INDEX
 NEW
 HELMETS
 HELMET ACCESSORIES
 APPAREL
 ACCESSORIES
 TRACKS & SUSPENSION
 STEERING
 TRANS MISSION
 PLOW & WINCH
 WIND SHIELDS
 BRAKES & CARB.
 ENGINE PARTS
 ELECTRICAL
 TRAILER
 CHEMICALS
 TECH & TOOLS
 P.O.P

THROTTLE LEVERS



Part No. Code Keyword
621-1001 B 16B

OEM# 0109-487

Model	Year
Arctic Cat™	
MOST MODELS	1972-79



Part No. Code Keyword
621-1002 B 16B

OEM# 0115-570

Model	Year
Arctic Cat™	
FITS MANY LATE MODELS	1982-89



Part No. Code Keyword
621-1100 B 16B

OEM# 0609-795, 0609-775, 0609-827, 0609-797
 8JP-G2138-00, 8JP-H2970-00

NOTE: OEM Offers Lever & Thumb Warmer separately but **PART #621-1100** will be a Combined Version which the warmer will be installed on the lever

Model	Year
Arctic Cat™	
BEARCAT 2000 XT	2019
BEARCAT 3000 LT	2016-18
BEARCAT WIDE TRACK /TURBO/ARTICULATING	2006-08
BEARCAT Z1 (ALL)	2009-14
CF6 EFI	2009
CF8 /SNO PRO	2009
CFR1000/LE	2009-11
CFR8	2009-11
CROSSFIRE 1000 EFI /SNO PRO	2007-08
CROSSFIRE 1000 EFI SNO PRO NIGHFIRE	2008
CROSSFIRE 600 EFI	2008
CROSSFIRE 800 EFI SNO PRO	2008
F 1100 LXR/SNO PRO/LTD	2012-13
F 1100 TURBO LXR/SNO PRO/LTD	2012-13
F 800 LXR/SNO PRO/LTD/RR	2012-13
F1000 EFI /LXR/SNO PRO	2007-09
F5 LXR	2009-12
F6 EFI LXR	2008
F6 SNO PRO	2008-11
F8 LXR/SNO PRO/LE	2008-11
JAGUAR Z1 1100 EFI	2008
LYNX 2000 /LT	2016-19
M 1100 /SNO PRO	2012-13
M 1100 TURBO /SNO PRO	2012-13
M 6000 (ALL)	2015-18
M 7000 (ALL)	2015-16

Model	Year
Arctic Cat™	
M 800 /SNO PRO/HCR	2012-13
M 8000 (ALL)	2014-18
M 9000 (ALL)	2016-18
M1000 EFI /SNO PRO/NIGHTFIRE	2008
M6 EFI	2009
M8 /SNO PRO	2009
NORSEMAN 3000	2018
NORSEMAN 6000	2018
PANTERA 3000	2016-17
PANTERA 6000	2018
PANTERA 7000 XT/LTD	2015-18
PANTHER 570	2007
PANTHER 660 TOURING	2007-08
PANTHER 660 TRAIL	2007
SNO PRO 500	2013-14
T660 TOURING	2006-08
T660 TURBO TOURING /LE	2006-07
T660 TURBO TRAIL /LE	2006-07
TZ1 (ALL)	2009-14
XF 1100 LXR/SNO PRO	2012-13
XF 1100 TURBO CROSS-TOUR	2013
XF 1100 TURBO LXR/SNO PRO	2012-13
XF 6000 (ALL)	2015-18
XF 7000 (ALL)	2014-18
XF 800 LXR/SNO PRO	2012-13
XF 8000 (ALL)	2014-18
XF 9000 (ALL)	2014-18
Z1 SNO PRO	2011
Z1 TURBO EXT/SNO PRO	2010-11
ZR 3000 LXR	2017-18
ZR 4000 LXR/SNO PRO	2016-17
ZR 5000 LXR	2015-17
ZR 6000 (ALL)	2015-18
ZR 7000 (ALL)	2014-18
ZR 8000 (ALL)	2014-18
ZR 9000 (ALL)	2014-18

Model	Year
Yamaha™	
SIDEWINDER B TX LE/SE	2017-18
SIDEWINDER L TX DX/LE/SE	2017-18
SIDEWINDER M TX /SE/LE	2017-18
SIDEWINDER R TX LE/SE	2017-18
SIDEWINDER S TX DX	2017-18
SIDEWINDER X TX LE/SE	2017-18
SR VENTURE DX	2018
SR VIPER L TX /SE	2014-19
SR VIPER L TX DX	2015-18
SR VIPER L TX LE	2015-17
SR VIPER M TX /LE/SE	2015-17
SR VIPER R TX /SE	2014-18
SR VIPER R TX DX	2015-17
SR VIPER R TX LE	2015-16
SR VIPER S TX DX	2015-17
SR VIPER X TX LE	2016
SR VIPER X TX SE	2014-17
SX VIPER X TX SE	2017

THROTTLE LEVERS



Part No.	Code	Keyword
622-1100	B	16B

OEM# 512-0610-51

Model	Year
Ski-Doo™	
EXPEDITION XTREME 800R	2018
EXPEDITION (ALL)	2015-19
FREERIDE 800R ETEC	2015-17
GRAND TOURING LE 600HO ETEC	2015-18
GSX LE 600HO ETE	2015
GSX SE 800R ETEC X	2015
MXZ TNT 600HO ETEC	2015-18
MXZ TNT 800R ETEC	2015-17
MXZ X 600HO ETEC	2015-18

Model	Year
Ski-Doo™	
MXZ X 800R ETEC	2015-17
MXZ XRS 600HO ETEC	2015-18
MXZ XRS 800R ETEC	2015-17
RENEGADE ADRENALINE 600HO ETEC	2015-18
RENEGADE ADRENALINE 800R ETEC	2015-17
RENEGADE BACKCOUNTRY/X 600HO ETEC	2015-18
RENEGADE BACKCOUNTRY/X 800R ETEC	2015-17
RENEGADE X 600HO ETEC	2015-18



Part No.	Code	Keyword
624-1003	B	16B

OEM# 5430556

Model	Year
Polaris™	
MOST MODELS	1974-81

HEATED THROTTLE LEVER



Part No.	Code	Keyword
624-1100	B	16B

OEM# 2010404

Model	Year
Polaris™	
MANY POLARIS	1999-13
550 INDY / 600 IQ'S	2014-15
600 INDY VOYAGEUR/INTL 144	2015

Model	Year
Polaris™	
600 INDY/SP/ES/INTL ALL	2014-15
600 IQ RACER/INTL	2016
600 PRO RMK/LE 155 ALL	2014-15
600 RMK 144/155 ALL	2014-15
600 RUSH PRO R/ES/INTL	2014
600 SWITCHBACK ADVENTURE	2014
600 SWITCHBACK ASSAULT ALL	2014-16
600 SWITCHBACK PRO R/ES/INTL	2014
600 SWITCHBACK/ES	2014
600 VOYAGER/INTL	2014
800 INDY SP ALL OPTIONS	2016
800 INDY SP/ES/INTL ALL	2014-15
800 PRO RMK/LE 155/163 ALL	2014-15
800 RMK 155/163 ALL	2014-15
800 RMK ASSAULT 155 ALL	2014-15
800 RUSH PRO R ALL	2014
800 SWITCHBACK ADVENTURE	2014
800 SWITCHBACK ASSAULT ALL	2014-16
800 SWITCHBACK PRO R/ES/INT/LE ALL	2014
800 SWITCHBACK/ES	2014

HEATED THROTTLE LEVER WITH THUMB WARMER



Part No.	Code	Keyword
624-1101	B	16B

OEM# 2010424 / 2010431

Can Cover **Part #624-1100**

Model	Year
Polaris™	
550 ADVENTURE /ES	2017-19
550 INDY /ES	2016-22
550 INDY ADVENTURE /ES	2016-22
550 INDY LXT /ES	2016-22
550 INDY VOYAGEUR	2016
550 VOYAGEUR /ES	2017-22
550 WIDETRAK LX /ES	2016-19
600 AXYS INDY ADVENTURE	2021
600 AXYS INDY XC	2021
600 AXYS PRO RMK	2016-21
600 AXYS SWITCHBACK ASSAULT	2021
600 INDY SP	2019-21
600 INDY XC	2019-20
600 INDY XCR	2020-21
600 RMK /ES	2017-22
600 RUSH PRO S	2016-20
600 RUSH PRO X	2016
600 RUSH XCR	2017-19
600 SWITCHBACK ADVENTURE	2016-19
600 SWITCHBACK ASSAULT	2017-20
600 SWITCHBACK PRO S	2016-21
600 SWITCHBACK PRO X	2016-17

Model	Year
Polaris™	
600 SWITCHBACK SP	2017-19
600 SWITCHBACK XCR	2018-20
600 VOYAGEUR	2017-21
600 WIDETRAK IQ	2015-17
800 AXYS PRO RMK /LE	2016-20
800 AXYS RMK ASSAULT	2017-18
800 AXYS SKS	2016-20
800 INDY XC ES	2019-20
800 RMK ASSAULT	2016, 19
800 RMK KHAOS 155	2020
800 RUSH PRO S	2016-20
800 RUSH PRO X	2016-18
800 RUSH XCR	2017-18
800 SKS	2020
800 SWITCHBACK ADVENTURE	2016-19
800 SWITCHBACK ASSAULT	2017-20
800 SWITCHBACK PRO S	2016-20
800 SWITCHBACK PRO X	2016-18
800 SWITCHBACK XCR	2018, 20
800 TITAN SP/ADVENTURE/XC	2018-22
850 RUSH PRO-S	2020
850 SWITCHBACK PRO-S	2020

TERMS & INDEX

NEW

HELMETS

HELMET ACCESSORIES

APPAREL

ACCESSORIES

TRACKS & SUSPENSION

STEERING

TRANS MISSION

PLOW & WINCH

WIND SHIELDS

BRAKES & CARB.

ENGINE PARTS

ELECTRICAL

TRAILER

CHEMICALS

TECH & TOOLS

P.O.P

BRAKE LEVERS



ARCTIC CAT™

Part No.	Code	Keyword
611-2002	B	CLR

Application: Fits1972-80



Part No.	Code	Keyword
612-2000	B	16B

Brake Lever and Park Brake Lever Kit

OEM# 507-0324-76

Model	Year
Ski-Doo™	
BACKCOUNTRY 600R ETEC	2019-20
BACKCOUNTRY 850 ETEC	2019-20
EXPEDITION 600 ETEC (ALL)	2009-20
EXPEDITION LE/SE 1200 4TEC	2010-19
EXPEDITION LE/SE/SWT/SPORT 900 ACE	2014-20
EXPEDITION LE/SE 900 ACE TURBO	2020
EXPEDITION SPORT 550F	2011-19
EXPEDITION SPORT 600 ACE	2011-19
EXPEDITION XTREME 800 ETEC	2016-19
EXPEDITION XTREME 850 ETEC	2020
FREERIDE	2013-20
GRAND TOURING (ALL)	2010-20
GRAND TOURING SPORT 600 ACE	2019-20
GSX 600 (ALL)	2008-15
GSX 800 (ALL)	2008-15
GTX (ALL)	2009
MXZ (ALL)	2008-20
MXZ 600 RACING	2019-20
MXZ SPORT 600 CARB	2019-20
RENEGADE (ALL)	2010-20
RENEGADE SPORT 600 CARB/ACE	2019-20
SKANDIC 550F (ALL)	2012-20
SKANDIC 600 ACE (ALL)	2011-20
SKANDIC 600 ETEC (ALL)	2011-20
SKANDIC 900 ACE (ALL)	2015-20
SUMMIT (ALL)	2008-20
TUNDRA (ALL)	2011-20



Part No.	Code	Keyword
613-2002	B	16B

OEM# 8H8-83912-00-00

Model	Year
Yamaha™	
BRAVO (BR250)	1985-88
BRAVO (BR250)	2009-11
BRAVO (BR250J)	1985
BRAVO (BR250K)	1986
BRAVO (BR250L)	1987
BRAVO (BR250M)	1988
BRAVO T (LONG TRACK) (BR250TL)	1987
BRAVO T (LONG TRACK) (BR250TM)	1988
CF300M	1988
CS340	2000
EC540	1979-80
EC540C	1979
EC540D	1980
ENTICER 300 (ET300)	1984-88
ENTICER 300 (ET300H)	1984
ENTICER 340 (ET340H)	1984
ENTICER 340 (ET340J)	1985
ENTICER 340 (ET340K)	1986
ENTICER 340 (ET340L)	1987
ENTICER 340 (ET340M)	1988
ENTICER 340T (LONG TRACK) (ET340TH)	1984
ENTICER 340T (LONG TRACK) (ET340TM)	1988
ENTICER II LT (ET410)	1992-95
ENTICER LTR (ET400)	1987-90
ENTICER LTR (LONG TRACK+REVERSE) (ET340TRM)	1988
ET340TL	1987
ET410TR	2000-01
EXCEL III (EC340)	1984-88
EXCEL III (EC340H)	1984
EXCEL III (EC340J)	1985
EXCEL III (EC340K)	1986
EXCEL III (EC340L)	1987
EXCEL III (EC340M)	1988
EXCITER (EX570)	1986-90
EXCITER II (EX570)	1991-93
EXCITER (EX570L)	1987

Model	Year
Yamaha™	
INVITER (CF300K)	1986-90
INVITER (CF300L)	1987
OVATION (CS340)	1989-99
OVATION LE (CS340)	1992-99
PHAZER (PZ480)	1984-89
PHAZER (PZ480H)	1984
PHAZER (PZ480J)	1985
PHAZER (PZ480K)	1986
PHAZER (PZ480L)	1987
PHAZER DELUXE (ELEC START) (PZ480EL)	1987
PHAZER E (ELEC START) (PZ480EJ)	1985
PHAZER SE (ELEC START) (PZ480SEH)	1984
PHAZER II (PZ480)	1990-96
PHAZER MOUNTAIN LITE (PZ480)	1997-99
PHAZER SS (PZ480)	1997-98
PZ480EK	1986
SR540D	1980
SR540E	1981
SR540F	1982
SNOSCOOT (ELEC START) (SV80)	1988-90
SNOSPORT (SV125)	1990-91
SRV (SR540)	1980-91
SRV (SR540G)	1983
SRV (SR540H)	1984
SRV (SR540J)	1985
SRV (SR540K)	1986
SRV (SR540L)	1987
SRX440	1981
SRX440E	1981
SS440	1980-85
SS440 (SS440H)	1984
SS440 (SS440J)	1985
SS440D	1980
SS440E	1981
SS440F	1982
SS440G	1983
VENTURE GT (VT480)	1992-93
VENTURE XL (VT480)	1991-97
VK 540	2017-18
VK 540 (ALL)	1988-05
VMAX 500 (VX500)	1994-96
VMAX 600 (VX600)	1994-96
VMAX-4 (VX750)	1992-94
VMAX-4 800 (VX800)	1995-96
V-MAX (VMX540H)	1984
V-MAX (VMX540J)	1985
V-MAX (VMX540K)	1986
V-MAX (VMX540L)	1987
VMX540G	1983
XL-V (XL540)	1985-90
XL-V (XL540J)	1985
XLV (XL540K)	1986
XLV (XL540L)	1987



HEATED BRAKE LEVERS

Made from Billet Aluminum Adjustable, Includes everything needed for installation.

Note: OEM Style Brake Lever with park brake lever.

Part No.	Code	Keyword
614-2000	B	16B

Model	Years
Polaris™	
600 IQ RACER	2008-16
600/800/850 ASSAULT RMK/ SWITCHBACK ASSAULT/KHAOS	2011-20
800/850 RMK/PRO RMK/AXYS	2011-19
600 RMK	2011-16
ASSAULT RMK	2008-10
DRAGON RMK	2008-10
RR	2008-10



MIKUNI CHOKE CABLES



SINGLE

Part No. Code Keyword
630-3100 B 16B

For Mikuni Single Carburetors
Mikuni - 24-1/2" Long



SINGLE

Part No. Code Keyword
630-3101 B 16B

For Mikuni Single Carburetors
Mikuni - 24-1/2" Long
With 90° Elbow Fitting



DUAL

Part No. Code Keyword
630-3200 B 16B

For Mikuni Dual Carburetors
Mikuni - 24-1/2" Long



DUAL

Part No. Code Keyword
630-3201 B 16B

For Mikuni Dual Carburetors
Mikuni - 24" & 28" Long
With a 90° Elbow fitting.



TRIPLE

Part No. Code Keyword
630-3300 B 16B

Mikuni - 24", 28", 33" Long
For Mikuni Triple Carburetors
such as Polaris 650.

CHOKE CABLES

See Pages 662-664 for Applications




ARCTIC CAT™



Part No. Code Keyword
631-5000 B 16B



Part No. Code Keyword
631-5001 B 16B



Part No. Code Keyword
631-5002 B 16B

SKI-DOO™



Part No. Code Keyword
632-5000 B 16B



Part No. Code Keyword
632-5001 B 16B



Part No. Code Keyword
632-5002 B 16B



Part No. Code Keyword
632-5003 B 16B



Part No. Code Keyword
632-5004 B 16B



Part No. Code Keyword
632-5006 B 16B



Part No. Code Keyword
632-5007 B 16B



Part No. Code Keyword
632-5008 B 16B

YAMAHA™



Part No. Code Keyword
633-5010 B 16B



Part No. Code Keyword
633-5011 B 16B



Part No. Code Keyword
633-5012 B 16B

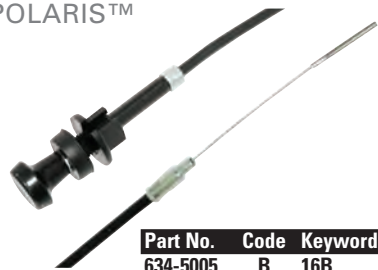
TERMS & INDEX
NEW
HELMETS
HELMET ACCESSORIES
APPAREL
ACCESSORIES
TRACKS & SUSPENSION
STEERING
TRANS MISSION
PLOW & WINCH
WIND SHIELDS
BRAKES & CARB.
ENGINE PARTS
ELECTRICAL
TRAILER
CHEMICALS
TECH & TOOLS
P.O.P

TERMS & INDEX
NEW
HELMETS
HELMET ACCESSORIES
APPAREL
ACCESSORIES
TRACKS & SUSPENSION
STEERING
TRANS MISSION
PLOW & WINCH
WIND SHIELDS
BRAKES & CARB.
ENGINE PARTS
ELECTRICAL
TRAILER
CHEMICALS
TECH & TOOLS
P.O.P

CHOKE CABLES

See Pages 662-664 for Applications

POLARIS™



Part No. Code Keyword
634-5005 B 16B



Part No. Code Keyword
634-5006 B 16B



Part No. Code Keyword
634-5004 B 16B



Part No. Code Keyword
634-5002 B 16B



Part No. Code Keyword
634-5000 B 16B



Part No. Code Keyword
634-5003 B 16B

CHOKE CABLES

CODE = B KEYWORD = 16B

See Pages 661-662 for Photos

Model	Year	Part No.	OEM	Notes
Arctic Cat™				
BEARCAT 440 I	1995-98	631-5000	0687-007	DOUBLE
BEARCAT 440 II	1999-00	631-5000	0687-007	DOUBLE
BEARCAT 550	1995-96	631-5000	0687-007	DOUBLE
BEARCAT 570	2004-05	631-5000	0687-007	DOUBLE
BEARCAT 570 LONG TRACK	2006-08	631-5000	0687-007	DOUBLE
BEARCAT WIDE TRACK	1996-02	631-5000	0687-007	DOUBLE
CHEETAH 440,550	1993-94	631-5000	0687-007	DOUBLE
CHEETAH F/C, L/C (ALL)	1986-88	631-5000	0687-007	DOUBLE
CHEETAH TOURING	1988-92	631-5000	0687-007	DOUBLE
COUGAR 2 UP	1986-97	631-5000	0687-007	DOUBLE
COUGAR MC	1990, 93-97	631-5000	0687-007	DOUBLE
EL TIGRE	1976-81	631-5000	0687-007	DOUBLE
EL TIGRE 5000, 6000	1987-89	631-5000	0687-007	DOUBLE
EL TIGRE EXT	1989-91	631-5000	0687-007	DOUBLE
EL TIGRE EXT SPECIAL	1990	631-5000	0687-007	DOUBLE
EL TIGRE EXT MT CAT	1990	631-5000	0687-007	DOUBLE
EXT 550	1993	631-5000	0687-007	DOUBLE
EXT 580, MT CAT	1993-96	631-5000	0687-007	DOUBLE
EXT MT CAT	1992	631-5000	0687-007	DOUBLE
EXT POWDER SPECIAL	1995-96	631-5000	0687-007	DOUBLE
EXT, EXT SPECIAL	1992	631-5000	0687-007	DOUBLE
FIRECAT 500, SNO PRO	2003-04	631-5001	0687-157	SINGLE
FIRECAT 600, SNO PRO	2004	631-5001	0687-157	SINGLE
FIRECAT 700, SNO PRO	2004-06	631-5001	0687-157	SINGLE
JAG AFS SPECIAL	1991	631-5000	0687-007	DOUBLE
JAG LIQUID	1996	631-5000	0687-007	DOUBLE
JAG Z	1993-94	631-5000	0687-007	DOUBLE
MOUNTAIN CAT 570	2002-04	631-5000	0687-007	DOUBLE
PANTERA 440	1986-90	631-5000	0687-007	DOUBLE
PANTERA 550	2002-05	631-5000	0687-007	DOUBLE
PANTERA 800	1998	631-5000	0687-007	DOUBLE
PANTHER 440	1996-02	631-5000	0687-007	DOUBLE
PANTHER 550	1997-01	631-5000	0687-007	DOUBLE
POWDER EXTREME	1997-98	630-3300	0687-057 / 115	TRIPLE CHOKE
POWDER SPECIAL	1995	631-5000	0687-007	DOUBLE
POWDER SPECIAL 600	1998	631-5000	0687-007	DOUBLE
PROWLER	1993	631-5000	0687-007	DOUBLE
PROWLER 2 UP	1993-95	631-5000	0687-007	DOUBLE
PROWLER SPECIAL	1997	631-5000	0687-007	DOUBLE
SABERCAT 500, LX	2004-05	631-5002	0687-163	
SABERCAT 600, LX	2004	631-5001	0687-157	SINGLE
THUNDERCAT	1996-99	630-3300	0687-057	DOUBLE CHOKE
THUNDERCAT MC	1996-99	630-3300	0687-057	TRIPLE CHOKE
TRIPLE TOURING 600	1999-00	630-3300	0687-057	TRIPLE CHOKE

Model	Year	Part No.	OEM	Notes
Arctic Cat™				
WILDCAT 650	1988-89	631-5000	0687-007	DOUBLE
WILDCAT 650 MT CAT	1990	631-5000	0687-007	DOUBLE
WILDCAT 700 (ALL)	1991	631-5000	0687-007	DOUBLE
Z 440	1995, 98-99	631-5000	0687-007	DOUBLE
Z 440	2001-02	631-5000	0687-007	DOUBLE
Z 440 ES	2001-02	631-5000	0687-007	DOUBLE
Z 440 ESR	2003	631-5000	0687-007	DOUBLE
Z 440 LX	2004-06	631-5000	0687-007	DOUBLE
Z 440 SNO PRO	1999-03	631-5000	0687-007	DOUBLE
Z 570 (ALL OPTIONS)	2002-07	631-5000	0687-007	DOUBLE
ZL 440	1997-00	631-5000	0687-007	DOUBLE
ZL 500	1998-00	631-5000	0687-007	DOUBLE
ZL 550	2001-03	631-5000	0687-007	DOUBLE
ZL 550 ESR	2000-03	631-5000	0687-007	DOUBLE
ZR 440	1993-98	631-5000	0687-007	DOUBLE
ZR 500	1998-00	631-5000	0687-007	DOUBLE
ZR 580	1993-96	631-5000	0687-007	DOUBLE
ZR 600	1998	631-5000	0687-007	DOUBLE
ZR 700	1994-95	631-5000	0687-007	DOUBLE
Mikuni™				
		630-3200		DUAL, 24.1/2"
		630-3100		SINGLE
MIKUNI DUAL CARBURETORS		630-3201		MIKUNI 28" LONG
SINGLE MIKUNI CARBURETORS		630-3101		MIKUNI 28" LONG
Polaris™				
MIKUNI DUAL CARBS, 28" LONG WITH 90°	1984-09	634-5000	7080290	DOUBLE CHOKE
120 XCR/XC/PRO X/Dragon/INDY	2000-22	634-5005	7080864	SINGLE
340	2008	634-5004	7081092	
340 CLASSIC	2004-06	634-5004	7081092	
340 EDGE LX	2007	634-5004	7081092	
340 EDGE TOURING	2007	634-5004	7081092	
340 INDY	2004	634-5004	7081092	
340 TOURING	2004-06	634-5004	7081092	
500 CLASSIC	2003	634-5002	7080946	SINGLE (DOUBLE CASING)
500 RMK	2000-02	634-5003	7080734	SINGLE
500 XC	1999-00	634-5003	7080734	SINGLE
500 XC	2001-02	634-5002	7080946	SINGLE (DOUBLE CASING)

CHOKE CABLES

CODE = B

KEYWORD = 16B



See Pages 661-662 for Photos

Model	Year	Part No.	OEM	Notes
Polaris™				
500 XC EDGE, F/O	2003	634-5002	7080946	SINGLE (DOUBLE CASING)
500 XC SP	1999-00	634-5003	7080734	SINGLE
500 XC SP (ALL OPTIONS)	2001-06	634-5002	7080946	SINGLE (DOUBLE CASING)
550 ADVENTURE	2017-22	634-5006	7081812	SINGLE
550 INDY	2014-22	634-5006	7081812	SINGLE
550 INDY EVO/ES	2019-22	634-5006	7081812	SINGLE
550 INDY LXT	2014-22	634-5006	7081812	SINGLE
550 IQ, TRAIL RMK/TOURING,	2010	634-5000	7080290	DOUBLE CHOKE
550 IQ, WIDETRAX LX	2011-18	634-5000	7080290	DOUBLE CHOKE
550 RMK EVO	2017-22	634-5006	7081812	SINGLE
550 VOYAGEUR	2017-22	634-5006	7081812	SINGLE
600 CLASSIC	2002-06	634-5002	7080946	SINGLE (DOUBLE CASING)
600 CLASSIC EDGE	2001	634-5002	7080946	SINGLE (DOUBLE CASING)
600 CLASSIC TOURING	2001-03	634-5006	7081812	SINGLE
600 CLASSIC TOURING, INT'L	2004	634-5002	7080946	SINGLE (DOUBLE CASING)
600 HO FUSION F/O	2006	634-5002	7080946	SINGLE (DOUBLE CASING)
600 HO RMK 144 F/O	2006	634-5002	7080946	SINGLE (DOUBLE CASING)
600 HO SWITCHBACK F/O	2006	634-5002	7080946	SINGLE (DOUBLE CASING)
600 PRO X	2001-04	634-5002	7080946	SINGLE (DOUBLE CASING)
600 RMK	2001	634-5003	7080734	SINGLE
600 RMK (ALL OPTIONS)	2002-05	634-5002	7080946	SINGLE (DOUBLE CASING)
600 SWITCHBACK	2004	634-5002	7080946	SINGLE (DOUBLE CASING)
600 SWITCHBACK F/O	2005	634-5002	7080946	SINGLE (DOUBLE CASING)
600 TOURING, TRIUMPH	2000	634-5003	7080734	SINGLE
600 XC EDGE F/O	2003	634-5002	7080946	SINGLE (DOUBLE CASING)
600 XC SP (ALL OPTIONS)	2001-05	634-5002	7080946	SINGLE (DOUBLE CASING)
600 XC SP EDGE	2000	634-5003	7080734	SINGLE
700 CLASSIC	2002-04, 06	634-5002	7080946	SINGLE (DOUBLE CASING)
700 CLASSIC TOURING	2003-04	634-5002	7080946	SINGLE (DOUBLE CASING)
700 EDGE RMK CC	2003	634-5002	7080946	SINGLE (DOUBLE CASING)
700 EV XC SP EDGE	2001	634-5002	7080946	SINGLE (DOUBLE CASING)
700 PRO X	2003-04	634-5002	7080946	SINGLE (DOUBLE CASING)

Model	Year	Part No.	OEM	Notes
Polaris™				
700 RMK	2001	634-5003	7080734	SINGLE
700 RMK (ALL OPTIONS)	2002-05	634-5002	7080946	SINGLE (DOUBLE CASING)
700 SKS	2002-03	634-5003	7080734	SINGLE
700 SWITCHBACK	2004	634-5002	7080946	SINGLE (DOUBLE CASING)
700 XC EDGE F/O	2003-04	634-5002	7080946	SINGLE (DOUBLE CASING)
700 XC SP (ALL OPTIONS)	2001-05	634-5002	7080946	SINGLE (DOUBLE CASING)
700 XCR	1999	634-5003	7080734	SINGLE
800 CLASSIC	2004	634-5002	7080946	SINGLE (DOUBLE CASING)
800 CLASSIC TOURING	2003-04	634-5002	7080946	SINGLE (DOUBLE CASING)
800 LE	2001	634-5002	7080946	SINGLE (DOUBLE CASING)
800 PRO X	2003-04	634-5002	7080946	SINGLE (DOUBLE CASING)
800 PRO XR	2004	634-5002	7080946	SINGLE (DOUBLE CASING)
800 RMK	2000-01	634-5003	7080734	SINGLE
800 RMK (ALL OPTIONS)	2002-05	634-5002	7080946	SINGLE (DOUBLE CASING)
800 SKS	2003	634-5002	7080946	SINGLE (DOUBLE CASING)
800 SWITCHBACK	2004-05	634-5002	7080946	SINGLE (DOUBLE CASING)
800 XC EDGE F/O	2003-04	634-5002	7080946	SINGLE (DOUBLE CASING)
800 XC SP (ALL OPTIONS)	2001-05	634-5002	7080946	SINGLE (DOUBLE CASING)
800 XCR	2000-01	634-5003	7080734	SINGLE
800 XLT SP	1999	634-5003	7080734	SINGLE
Ski-Doo™				
EXPEDITION 550 F	2005-08	632-5000	512-0599-14	
EXPEDITION SPORT 550 F	2012-20	632-5007	512-0606-74	
FORMULA DLX 500	2001	632-5004	512-0592-03	
FORMULA DLX 600/700	2000	632-5004	512-0592-03	
FORMULA III & LT	1996-97	630-3300	415-0062-00	TRIPLE CHOKE
FORMULA Z 600/700	2000	632-5004	512-0592-03	
FREESTYLE BACK COUNTRY 550 F	2007-09	632-5000	512-0599-14	
FREESTYLE PARK 550 F	2007	632-5000	512-0599-14	
FREESTYLE SESSION 300 F	2006-08	632-5001	512-0600-05	
FREESTYLE SESSION 550 F	2007	632-5000	512-0599-14	
GRAND TOURING 500	2001	632-5004	512-0592-03	
GRAND TOURING 600	2000	632-5004	512-0592-03	
GRAND TOURING SPORT 550 F	2012-15	632-5007	512-0606-74	
GRAND TOURING SPORT 600	2010-11	632-5006	512-0601-53	
GRAND TOURING SPORT 600	2012-14	632-5006	512-0606-72	
GSX 380 F	2005-06	632-5000	512-0599-14	
GSX 550 F	2005-09	632-5000	512-0599-14	
GSX SPORT 500SS	2008	632-5006	512-0601-53	
GSX LTD 800R	2008	632-5006	512-0601-53	
GSX SPORT 600	2010	632-5006	512-0601-53	
GTX 380 F	2005-06	632-5000	512-0599-14	
GTX 550 F	2005-09	632-5000	512-0599-14	

CHOKE CABLES

CODE = B

KEYWORD = 16B



See Pages 661-662 for Photos

Model	Year	Part No.	OEM	Notes
Ski-Doo™				
GTX SPORT 500SS	2009	632-5006	512-0601-53	
MX Z 380 F	2005-06	632-5000	512-0599-14	
MX Z 500	2000-01	632-5004	512-0592-03	
MX Z 500 SB	2000	632-5004	512-0592-03	
MX Z 550 F	2005-08	632-5000	512-0599-14	
MX Z 550 X	2006-09	632-5000	512-0599-14	
MX Z 600, SB	2000	632-5004	512-0592-03	
MX Z 700	2000	632-5004	512-0592-03	
MX Z 700 SB	2000	632-5004	512-0592-03	
MX Z 700 SB ME	2000	632-5004	512-0592-03	
MX Z ADRENALINE 800R PTEK.	2008-10	632-5006	512-0601-53	
MX Z RENEGADE 800R PTEK.	2008-09	632-5006	512-0601-53	
MX Z RENEGADE X 800R PTEK.	2008-09	632-5006	512-0601-53	
MX Z SPORT 550 F	2012-14	632-5007	512-0606-74	
MX Z SPORT 600	2010-11	632-5006	512-0601-53	
MX Z SPORT 600	2012-20	632-5006	512-0606-72	
MX Z TNT & Sport 600	2012	632-5006	512-0606-72	
MX Z TNT 500SS	2008-09	632-5006	512-0601-53	
MX Z TNT 550 F	2012	632-5007	512-0606-74	
MX Z TNT 600	2010-11	632-5006	512-0601-53	
MX Z TNT 800R PTEK	2011	632-5006	512-0601-53	
MX Z TRAIL 500SS	2008	632-5006	512-0601-53	
MX Z X 800 PTEK	2009-10	632-5006	512-0601-53	
MX Z X 800R SDI	2008	632-5006	512-0601-53	
MX Z X-RS 800R PTEK.	2010	632-5006	512-0601-53	
RENEGADE ADRENALINE 800R PTEK	2010-11	632-5006	512-0601-53	
RENEGADE SPORT 550 F	2012-14	632-5007	512-0606-74	
RENEGADE SPORT 600	2015-20	632-5006	512-0606-72	
RENEGADE BACKCOUNTRY 800HO PTEK	2010	632-5006	512-0601-53	
RENEGADE BACKCOUNTRY 800R PTEK	2011	632-5006	512-0601-53	
RENEGADE BACKCOUNTRY X 800HO PTEK	2010	632-5006	512-0601-53	
RENEGADE SP 800R PTEK	2011	632-5006	512-0601-53	
RENEGADE X 800R PTEK.	2010	632-5006	512-0601-53	
SKANDIC 440 F LT	2001-07	632-5002	M524046	
SKANDIC 500	2001-02	632-5003	M535482	DUAL
SKANDIC 500 F SUV	2004-07	632-5003	M535482	DUAL
SKANDIC 500 F SWT	2003	632-5003	M535482	DUAL
SKANDIC 550 F SWT & WT	2004-11	632-5003	M535482	DUAL
SKANDIC 600	2001-03	632-5003	M535482	DUAL
SKANDIC 600 SUV	2003-07	632-5003	M535482	DUAL
SKANDIC 600 WT	2004-07	632-5003	M535482	DUAL
SKANDIC SWT	1996-98	632-5002	M524046	
SKANDIC SWT	1999-00	632-5003	M535482	DUAL
SKANDIC SWT/WT 500	2015-16	632-5008	512-0604-18	
SKANDIC TUNDRA 300 F	2007-08	632-5001	512-0600-05	
SKANDIC TUNDRA LT 550 F	2008-09	632-5000	512-0599-14	
SKANDIC WT L/C	2003	632-5003	M535482	DUAL
SKANDIC WT/SWT 550F	2012-14	632-5007	512-0606-74	
SKANDIC WT/SWT 550F	2015-20	632-5008	512-0606-76	
SUMMIT 50TH ANNIVERSARY	2009	632-5006	512-0601-53	
SUMMIT 550 F	2005-09	632-5000	512-0599-14	
SUMMIT 600, SB	2000	632-5004	512-0592-03	
SUMMIT 700	2000	632-5004	512-0592-03	
SUMMIT 700 SB	2000	632-5004	512-0592-03	
SUMMIT EVEREST 500SS	2009	632-5006	512-0601-53	
SUMMIT EVEREST 800R PTEK	2008-11	632-5006	512-0601-53	
SUMMIT H.M.	2000	632-5004	512-0592-03	
SUMMIT HILLCLIMB	2009-10	632-5006	512-0601-53	
SUMMIT SP 800R PTEK	2011	632-5006	512-0601-53	
SUMMIT SP 800R PTEK	2012-16	632-5006	512-0606-72	
SUMMIT SPORT 600	2010-11	632-5006	512-0601-53	
SUMMIT SPORT 600	2012-20	632-5006	512-0606-72	
SUMMIT X 800R PTEK.	2008-10	632-5006	512-0601-53	
TUNDRA 300 F	2006	632-5001	512-0600-05	
TUNDRA SPORT 550F	2010-16	632-5008	512-0604-18	
TUNDRA WT 550F	2014	632-5007	512-0606-74	
TUNDRA WT 550 RER	2015-16	632-5008	512-0604-18	
			512-0606-76	

Model	Year	Part No.	OEM	Notes
Yamaha™				
BR 250T BRAVO	1984-11	633-5011	80F-26331-00-00	
MOUNTAIN MAX 600	1997-99	633-5012	8CR-26330-01-00	
RAGE GT	2007	633-5010	8CR-26330-00-00	SINGLE
RS NYTRO	2006	633-5010	8CR-26330-00-00	SINGLE
RS NYTRO ER	2006-07	633-5010	8CR-26330-00-00	SINGLE
RS RAGE	2005-07	633-5010	8CR-26330-00-00	SINGLE
RS VECTOR	2005-06	633-5010	8CR-26330-00-00	SINGLE
RS VECTOR ER	2005-07	633-5010	8CR-26330-00-00	SINGLE
RS VECTOR GT	2006	633-5010	8CR-26330-00-00	SINGLE
RST VENTURE	2005-07	633-5010	8CR-26330-00-00	SINGLE
RST VENTURE GT	2007	633-5010	8CR-26330-00-00	SINGLE
SX 500	2001	633-5012	8CR-26330-01-00	
SX 500R	2000-01	633-5012	8CR-26330-01-00	
VENTURE 500 (ALL OPTIONS)	1997-01	633-5012	8CR-26330-01-00	
VENTURE 600	1997-98	633-5012	8CR-26330-01-00	
VMAX 500 (ALL OPTIONS)	1997-01	633-5012	8CR-26330-01-00	
VMAX 600	1997-99	633-5012	8CR-26330-01-00	

Universal	Part No.	OEM	Notes
	630-3300	7080283	TRIPLE, 3-CYL. WIRE = 1.2MM,

CHOKE LEVER KITS

MIKUNI CHOKE NUT



Cable nut, brass, coarse threads

Part No.	Code	Keyword
630-3000	B	16B



Part No.	Code	Keyword
632-5010	B	16B

Model	Year
Arctic Cat™	
BEARCAT 570 ALL	2009-14
F570	2008-14
T570	2008-14
Ski-Doo™	
GRAND TOURING SPORT 600	2010-14
GSX LTD 800R	2008
GSX SPORT 500SS	2008
GSX SPORT 600	2010
GTX SPORT 500SS	2009
MX Z ADRENALINE 800R	2008
MX Z ADRENALINE 800R PTEK	2009-10
MX Z RENEGADE 800R PTEK	2008-09
MX Z RENEGADE X 800R PTEK	2008-09
MX Z SPORT 600	2010-20
MX Z TNT 500SS	2008-09
MX Z TNT 600	2010-11
MX Z TNT 800R PTEK	2011
MX Z TRAIL 500SS	2008
MX Z X 800 PTEK	2009-10
MX Z X 800R SDI	2008
MX Z X-RS 800R PTEK	2010
RENEGADE ADRENALINE 800R PTEK	2010-11
RENEGADE BACKCOUNTRY/X	2010-11
800HO/800R PTEK	
RENEGADE SPORT 600	2015-20
RENEGADE SP 800R PTEK	2011
RENEGADE X 800R PTEK.	2010
SUMMIT SPORT 600	2010-20
SUMMIT 50TH ANNIVERSARY	2009
SUMMIT EVEREST 500SS	2009
SUMMIT EVEREST 800R/PTEK	2008-11
SUMMIT HILLCLIMB	2009-10
SUMMIT SP 800R PTEK	2011-16
SUMMIT X 800R	2008-10

MIKUNI SINGLE & DUAL CHOKE LEVER



Included: 4 PCS

Material: Nylon / For Single/Dual

Part No.	Code	Keyword
630-5000	B	16B

Model	Year
Arctic Cat™	
ALL MODELS	1991-07
Polaris™	
2200188, 7080290, 7081402	
Replaces 630-3200, 050156	
MANY MODELS	1989-10
550F ALL MODELS	2010-21



Part No.	Code	Keyword
633-5001	B	16B

Model	Year
Yamaha™	
SRX 440	1971 - 88
ENTICER, EX 340, 440	1976 - 83
STX 340, 440	1976 - 83
BRAVO	1982 - 11



Part No.	Code	Keyword
633-5002	B	16B

Model	Year
Yamaha™	
MOST MODELS	1982 - 98

MIKUNI TRIPLE CHOKE LEVER



Material: Nylon / For Triple Choke Control

Included: 4 PCS/SET

Arctic Cat

Polaris # 2200189

Ski-Doo

Part No.	Code	Keyword
630-5003	B	16B



OEM# 1639-385/ 2201439/ 415-1281-75/
512-0591-10/ 5432943/ 8U9-26325-00

Repair Kit For Ski-Doo™

Fits TM 40 Flatside Carburetors

Replace Arctic Cat™ # 1639-835

Polaris™#2201439/99-03 :5432943

Ski-Doo™ # 415 1281 75,

Yamaha™ # 8U9-26325-00

Part No.	Code	Keyword
634-5001	B	16B

Model	Year
Ski-Doo™	
SKI - DOO™	1999-07

CHOKE CONVERSION KIT



PLUNGER STYLE

Part No.	Code	Keyword
650-8000	B	16B

5 PCS Choke Conversion Kit

Includes all parts necessary to convert lever operated choke carburetors VM 30 thru VM 44 to cable operation. Ideal for installation of Part No.'s 630-3200, 630-3100, 630-3201 and 630-3101 choke cables.

TERMS & INDEX
NEW
HELMETS
HELMET ACCESSORIES
APPAREL
ACCESSORIES
TRACKS & SUSPENSION
STEERING
TRANS MISSION
PLOW & WINCH
WIND SHIELDS
BRAKES & CARB.
ENGINE PARTS
ELECTRICAL
TRAILER
CHEMICALS
TECH & TOOLS
P.O.P

TERMS & INDEX
NEW
HELMETS
HELMET ACCESSORIES
APPAREL
ACCESSORIES
TRACKS & SUSPENSION
STEERING
TRANS MISSION
PLOW & WINCH
WIND SHIELDS
BRAKES & CARB.
ENGINE PARTS
ELECTRICAL
TRAILER
CHEMICALS
TECH & TOOLS
P.O.P

SPEEDOMETER CABLES

See Pages 667-668 for Applications



UNIVERSAL

- Fits most models of snowmobiles
- 100" Cable can be cut to length
- Includes tip installation
- Tool and tips



Part No.	Code	Keyword
690-5002	B	16B

ARCTIC CAT™



Part No.	Code	Keyword
690-5000	B	16B



Part No.	Code	Keyword
691-5000	B	16B



Part No.	Code	Keyword
691-5002	B	16B

POLARIS™



Part No.	Code	Keyword
690-5000	B	16B



(Long ends)

Part No.	Code	Keyword
694-5000	B	16B



Part No.	Code	Keyword
694-5001	B	16B



Part No.	Code	Keyword
694-5003	B	16B

SKI-DOO™



Part No.	Code	Keyword
692-5000	B	16B



Part No.	Code	Keyword
692-5001	B	16B



Part No.	Code	Keyword
692-5002	B	16B

SPEEDOMETER CABLES

See Pages 666 for Photos

CODE = B

KEYWORD = 16B



Model	Year	OEM	Part No.
Arctic Cat™			
4-STROKE TOURING	2002-03	0620-269	691-5000
4-STROKE TOURING INT'L	2002-03	0620-269	691-5000
4-STROKE TRAIL	2002-03	0620-269	691-5000
BEARCAT 340, 440	1995-00	0620-269	691-5000
BEARCAT 550	1995-00	0620-269	691-5000
BEARCAT 570 (ALL)	2004-08	0620-269	691-5000
BEARCAT WIDE TRACK	1996-08	0620-269	691-5000
BEARCAT WT INT'L	2002-03	0620-269	691-5000
CHEETAH F/C, L/C	1986-88	0120-332	691-5002
CHEETAH (ALL)	1993-94	0620-030	690-5000
CHEETAH TOURING	1988	0120-332	691-5002
CHEETAH TOURING	1989-92	0620-030	690-5000
COUGAR	1989-94	0620-030	690-5000
COUGAR DLX	1995-98	0620-269	691-5000
COUGAR , COUGAR 2UP	1995-97	0620-269	691-5000
COUGAR MT CAT	1993-94	0620-030	690-5000
COUGAR MT CAT	1995-98	0620-269	691-5000
EL TIGRE	1977	0120-332	691-5002
EL TIGRE	1979-80	0120-332	691-5002
EL TIGRE	1985	0120-332	691-5002
EL TIGRE 5000,6000	1987-89	0120-332	691-5002
EL TIGRE CROSS COUNTRY	1979	0120-332	691-5002
EL TIGRE EXT	1989-91	0620-030	690-5000
EL TIGRE EXT SPECIAL	1990	0620-030	690-5000
EL TIGRE MT CAT	1990	0620-030	690-5000
EXT 550	1993	0620-030	690-5000
EXT 580	1993	0620-030	690-5000
EXT 580, EFI	1994-97	0620-269	691-5000
EXT 600	1997	0620-269	691-5000
EXT EFI MT CAT	1993	0620-030	690-5000
EXT EFI MT.CAT	1994-96	0620-269	691-5000
EXT MT.CAT	1992	0120-332	691-5002
EXT MT.CAT	1994	0620-269	691-5000
EXT POWDER SPECIAL	1995-96	0620-269	691-5000
JAG	1992-96	0620-030	690-5000
JAG	1997	0620-269	691-5000
JAG AFS (ALL)	1989-90	0120-332	691-5002
JAG AFS (ALL)	1991-93	0620-030	690-5000
JAG DLX	1992-96	0620-030	690-5000
JAG DLX	1997	0620-269	691-5000
JAG LIQUID	1996	0620-030	690-5000
JAG Z	1993-94	0620-030	690-5000
KING CAT 900	2004-06	0620-269	691-5000
LYNX, LYNX DLX	1991-92	0120-332	691-5002
MOUNTAIN CAT 500	2002	0620-269	691-5000
MOUNTAIN CAT 570	2002-03	0620-269	691-5000
MTN CAT 600 EFI (ALL)	2002-03	0620-269	691-5000
MTN CAT 800 (ALL)	2002	0620-269	691-5000
MTN CAT 800 EFI (ALL)	2002	0620-269	691-5000
MOUNTAIN CAT 1000	2002	0620-269	691-5000
PANTERA	1986-89	0120-332	691-5002
PANTERA	1990	0620-030	690-5000
PANTERA	1991-94	0120-332	691-5002
PANTERA 550, INT'L	2002	0620-269	691-5000
PANTERA 600 EFI (ALL)	2002	0620-269	691-5000
PANTERA 800 EFI (ALL)	2002	0620-269	691-5000
PANTHER 340, 550	1997-01	0620-269	691-5000
PANTHER 370	2004-08	0620-269	691-5000
PANTHER 440, INT'L	1997-02	0620-269	691-5000
PANTHER 570 (ALL)	2002-07	0620-269	691-5000
PANTHER ALL	1990	0120-332	691-5002
PANTHER DLX , LIQUID	1996	0620-269	691-5000
PANTHER 660 (ALL)	2006-07	0620-269	691-5000
POWDER EXT, SPECIAL	1997-98	0620-269	691-5000
POWDER SPECIAL EFI	1997-00	0620-269	691-5000
PROWLER 2-UP	1995	0620-269	691-5000
PROWLER ALL	1990-94	0120-332	691-5002
PROWLER SPECIAL	1992	0620-030	690-5000
PUMA ALL	1994-96	0620-030	690-5000
PUMA ALL	1997-98	0620-269	691-5000
THUNDER CAT	1993-95	0120-332	691-5002
THUNDER CAT	1992-02	0620-269	691-5000
TRIPLE TOURING 600	1999-01	0620-269	691-5000
WILDCAT (ALL)	1988-91	0620-030	690-5000
WILDCAT EFI MT CAT	1992	0620-030	690-5000
WILD CAT MT.CAT	1993	0120-332	691-5002
WILDCAT	1995-96	0620-269	691-5000
Z 370 (ALL)	1999-06	0620-269	691-5000

Model	Year	OEM	Part No.
Arctic Cat™			
Z 440 (ALL)	1995-06	0620-269	691-5000
Z 570 (ALL)	2002	0620-269	691-5000
Z 570	2004-06	0620-269	691-5000
ZL440	1997-00	0620-269	691-5000
ZL500, EFI, ESR	1999-02	0620-269	691-5000
ZL 550	2002	0620-269	691-5000
ZL 600 EFI (ALL)	2002	0620-269	691-5000
ZL 700	2000	0620-269	691-5000
ZL 800, EFI, ESR	2001	0620-269	691-5000
ZL 800 EFI (ALL)	2002	0620-269	691-5000
ZR 440	1993-01	0620-269	691-5000
ZR 500, EFI	1998-01	0620-269	691-5000
ZR 500, INT'L	2002	0620-269	691-5000
ZR 580	1993-96	0620-269	691-5000
ZL 700	2000	0620-269	691-5000
ZL 800, EFI, ESR	2001	0620-269	691-5000
ZL 800 EFI (ALL)	2002	0620-269	691-5000
ZR 440	1993-01	0620-269	691-5000
ZR 500, EFI (ALL)	1998-02	0620-269	691-5000
ZR 580, EFI (ALL)	1993-97	0620-269	691-5000
ZR 600, EFI (ALL)	1998-02	0620-269	691-5000
ZR 700	94-95,	0620-269	691-5000
	99-00		
ZR2K	2000	0620-269	691-5000
ZR 800, EFI (ALL)	2001-02	0620-269	691-5000
ZR 900	2004-06	0620-269	691-5000
ZRT 600	1995-02	0620-269	691-5000
ZRT 800	1995-01	0620-269	691-5000
Polaris™			
FITS ALL MODELS	1981-87		694-5001
340 (ALL)	2003-08	3280385	694-5003
400	1989-91	3280094	690-5000
400 XC	1991-92	3280094	690-5000
440 XC/XCR - ALL	1992-98	3280094	690-5000
440 PRO X	2002-03	3280385	694-5003
440 PRO X F/C	2002-03	3280385	694-5003
500	1989-92,	3280094	690-5000
	98		
500 CLASSIC	1991, 99	3280094	690-5000
500 CLASSIC	2002-05	3280385	694-5003
500 EDGE	2003-04	3280385	694-5003
500 INDY	2002,	3280385	694-5003
	05-06		
500 CARB - ALL	1995-99	3280094	690-5000
500 EFI - ALL	1993-99	3280094	690-5000
500 RMK	1997-99	3280094	690-5000
500 XC, EDGE	2002	3280385	694-5003
500 XC SP (ALL)	2002-07	3280385	694-5003
550 CLASSIC	2005-06	3280385	694-5003
550 CLASSIC EDGE	2003-04	3280385	694-5003
550 EDGE LX	2007	3280385	694-5003
550 F/C CLASSIC	2002	3280385	694-5003
550 LX	2008	3280385	694-5003
550 PRO X FAN	2004	3280385	694-5003
600 CLASSIC	2002-06	3280385	694-5003
600 CLASSIC TOURING, INT'L	2004	3280385	694-5003
600 EDGE TOURING	2005-06	3280385	694-5003
600 PRO X	2002-04	3280385	694-5003
600 PRO X2	2004	3280385	694-5003
600 RMK (ALL)	2002-05	3280385	694-5003
600 SWITCHBACK	2004-05	3280385	694-5003
600 XC	1997-98	3280094	690-5000
600 XC EDGE F/O	2003	3280385	694-5003
600 XC SP (ALL)	2002-05	3280385	694-5003
600 XCR	1994-96	3280094	690-5000
650 (ALL)	89-92	3280094	690-5000
700 CLASSIC	2002-04	3280385	694-5003
700 CLASSIC TOURING	2003-04	3280385	694-5003
700 EDGE RMK	2003	3280385	694-5003
700 EV XC SP EDGE	2001	3280385	694-5003
700 PRO X	2003-04	3280385	694-5003
700 PRO X2	2004	3280385	694-5003
700 RMK	1997-98	3280094	690-5000
700 RMK (ALL)	2002-05	3280385	694-5003
700 SKS	1997-98	3280094	690-5000
700 SKS	2003	3280385	694-5003
700 XC	1997-98	3280094	690-5000

TERMS & INDEX

NEW

HELMETS

HELMET ACCESSORIES

APPAREL

ACCESSORIES

TRACKS & SUSPENSION

STEERING

TRANS MISSION

PLOW & WINCH

WIND SHIELDS

BRAKES & CARB.

ENGINE PARTS

ELECTRICAL

TRAILER

CHEMICALS

TECH & TOOLS

P.O.P

SPEEDOMETER CABLES

See Pages 666 for Photos

CODE = B

KEYWORD = 16B



Model	Year	OEM	Part No.
Polaris™			
700 XC EDGE F/O	2003-04	3280385	694-5003
700 XC SP (ALL)	2002-03, 05	3280385	694-5003
800 CLASSIC	2004	3280385	694-5003
800 CLASSIC TOURING	2003-04	3280385	694-5003
800 EDGE TOURING	2005	3280385	694-5003
800 PRO X	2003-04	3280385	694-5003
800 PRO X2	2004	3280385	694-5003
800 PRO XR	2004	3280385	694-5003
800 RMK (ALL)	2002-05	3280385	694-5003
800 SKS	2003	3280385	694-5003
800 SWITCHBACK	2004	3280385	694-5003
800 SWITCHBACK F/O	2005	3280385	694-5003
800 XC EDGE F/O	2003-04	3280385	694-5003
800 XC SP (ALL)	2002-03, 05	3280385	694-5003
CLASSIC	1993-99	3280094	690-5000
CLASSIC TOURING	1994, 96-97	3280094	690-5000
FRONTIER	2002	3280385	694-5003
FRONTIER CLASSIC	2003-04	3280385	694-5003
FRONTIER TOURING	2004-05	3280385	694-5003
INDY (ALL)	1980-87	32800341	694-5000
RXL (ALL)	1990-98	3280094	690-5000
SPORT (ALL)	1988-98	3280094	690-5000
SUPER SPORT	1994-98	3280094	690-5000
SUPERSPORT (ALL)	2002-08	3280385	694-5003
SUPERTRACK	1989-92	3280094	690-5000
TRAIL (ALL)	1988-98	3280094	690-5000
TRAN SPORT	1996-98	3280094	690-5000
ULTRA (EXCEPT TOURING)	1996-98	3280094	690-5000
TOURING	1998-99	32800341	694-5000
TRAIL RMK	2004-10	3280385	694-5003
TRAIL TOURING (ALL)	2004-10	3280385	694-5003
WIDE TRAK (ALL)	1990-98	3280094	690-5000
XCF	1997-98	3280094	690-5000
XLT (ALL)	1993-99	3280094	690-5000
Ski-Doo™			
BLIZZARD 5500, MX	1982-84	414-7614-00	692-5001
BLIZZARD 7500,9500,9700	1981-84	414-7614-00	692-5001
BLIZZARD MX	1981	414-7614-00	692-5001
EVEREST 500/L-C	1981-82	414-7614-00	692-5001
FORMULA PLUS ALL	1985-93	414-7614-00	692-5001
FORMULA 500, DLX	1997-01	414-7614-00	692-5001
FORMULA 583, DLX	1997-98	414-7614-00	692-5001
FORMULA DL 600/700	2000-01	415-1015-00	692-5002
FORMULA DL	2001	415-1015-00	692-5002

Model	Year	OEM	Part No.
Ski-Doo™			
FORMULA III (ALL)	1995-98	414-7614-00	692-5001
FORMULA S, S ELECTRIC	1995-98	414-7614-00	692-5001
FORMULA SL, SLS	1995-97	414-7614-00	692-5001
FORMULA SS, ST, STX, STX II	1994-96	414-7614-00	692-5001
FORMULA STX LT	1995-96	414-7614-00	692-5001
FORMULA Z	1995-98	414-7614-00	692-5001
FORMULA Z 583	1998	414-7614-00	692-5001
GRAND TOURING	1993-94	414-7614-00	692-5001
GRAND TOURING 470	1995	414-7614-00	692-5001
GRAND TOURING 580	1995-98	414-7614-00	692-5001
GRAND TOURING 500,583	1996-98	414-7614-00	692-5001
GRAND TOURING 500/700	2001-02	415-1015-00	692-5002
GRAND TOURING 600	2000-02	415-1015-00	692-5002
GRAND TOURING 700SE	1997	414-7614-00	692-5001
GRAND TOURING 700SE	1998	415-1015-00	692-5002
GRAND TOURING SE	1994-97	414-7614-00	692-5001
GRAND TOURING XTC	1994	414-7614-00	692-5001
LEGEND 380/500	2002	415-1015-00	692-5002
LEGEND 380/550	2003	415-1015-00	692-5002
LEGEND 500/600/700/800	2002	415-1015-00	692-5002
MACH I ,XTC ,XTC II	1989-97	414-7614-00	692-5001
MACH IX	1991	414-7614-00	692-5001
MACH Z,ZA,Z LT	1993-97	414-7614-00	692-5001
MX	1985-95	414-7614-00	692-5001
MX E/MX XTC/MX XTX E	1991	414-7614-00	692-5001
MX LT	1986-90	414-7614-00	692-5001
MX XTC R	1992-93	414-7614-00	692-5001
MX Z	1993-94	414-7614-00	692-5001
MX Z 440,440F,440LC	1995-98	414-7614-00	692-5001
MX Z 500,583,670	1996-98	414-7614-00	692-5001
MX Z 500/700	2000-01	415-1015-00	692-5002
MX Z 600	1999-01	415-1015-00	692-5002
MX Z 800	2001	415-1015-00	692-5002
MX Z A , MX ZX	1993-94	414-7614-00	692-5001
MX Z X	2000-01	415-1015-00	692-5002
MX Z X 440LC	1997	414-7614-00	692-5001
SAFARI GLX	1990-92	414-7095-00	692-5000
SAFARI L,LCE,LCE,LE	1990-94	414-7095-00	692-5000
SAFARI LX/LXE	1990-91	414-7095-00	692-5000
SAFARI RALLY/DLX	1993-94	414-7095-00	692-5000
SKANDIC 380/500	1995-00	414-7614-00	692-5001
SKANDIC II 377/R, 500R, SLT	1992-94	414-7095-00	692-5000
SUMMIT 470	1994	414-7614-00	692-5001
SUMMIT 500, 583, 670	1996-98	414-7614-00	692-5001
SUMMIT 600/700	2000-02	415-1015-00	692-5002
SUMMIT 800	2001-02	415-1015-00	692-5002
TOURING E /LE/SLE/SLS	1995-01	414-7614-00	692-5001
TOURING E LT	1996-98	414-7614-00	692-5001




SPEEDO SQUARE SHAFT

BRP™ / SKI-DOO™

Package of 10
53mm x 2.5mm

Part No.	Code	Keyword
640-3000	B	16B




Moto-Ski™ # 414.0708.00		Ski-Doo™ # 414.0708.00	
Model	Year	Model	Year
All Models	1975-85	All Models	1971-00

SPEEDO SQUARE INSERT

BRP/SKI-DOO


Package of 10
76mm x 2.5mm

Part No.	Code	Keyword
640-3002	B	16B



CONTROL WIRE END

Brass cable ends crimp into inner wires to eliminate frayed ends.
For 1.5mm or 1/16" wire.



Pack of 10

Part No.	Code	Keyword
640-4002	B	16B


SPEEDO DRIVE INSERT



BRP™ / SKI-DOO™


Package of 10

Part No.	Code	Keyword
640-3001	B	16B



Moto-Ski™ # 572.0101.00		Ski-Doo™ # 572.0101.00	
Model	Year	Model	Year
All Models	1975-85	All Models	1971-00


CABLE ADJUSTER



Pack of 10

Part No.	Code	Keyword
640-4200	B	16B

Mikuni
5.9mm I.D. x 20mm



Pack of 10

Part No.	Code	Keyword
640-4201	B	16B

Universal
6mm I.D Galvanized Steel

OIL PUMP CABLE



Part No.	Code	Keyword
623-2300	B	16B

Housing:6.0mm, Inner Wire:1.2MM,
Nipple: 10X6 / 5X3.5mm
Overall:1108mm, Free Length:71mm,
Housing Length:1028mm

Model	Year	OEM#
Yamaha™		
SRX700	2000-02	8DF-26320-10-00

MASTER CYLINDER REBUILD KITS



Part No. Code Keyword
611-1200 B 16B

5 Piece Kit



Part No. Code Keyword
611-1201 B 16B

5 Piece Kit



Part No. Code Keyword
612-1200 B 16B

7 Piece Kit



Part No. Code Keyword
614-1200 B 16B

5 Piece Kit



Part No. Code Keyword
614-1201 B 16B

5 Piece Kit



Part No. Code Keyword
614-1202 B 16B

5 Piece Kit

Model	Year	OEM No.	Part No.
Arctic Cat™			
BEARCAT 2000 /XT	2017-20	1602-929	611-1200
BEARCAT 570 XT	2009-14	1602-929	611-1200
BEARCAT 7000 XT	2017	2602-426	611-1201
BEARCAT Z1 XT	2010-14	1602-929	611-1200
CF6 EFI	2009-11	1602-929	611-1200
CFR1000	2009-11	1602-929	611-1200
CFR8 /LE	2009-11	1602-929	611-1200
CROSSFIRE 1000	2007-08	1602-929	611-1200
CROSSFIRE 500	2007-08	1602-929	611-1200
CROSSFIRE 600	2007-08	1602-929	611-1200
CROSSFIRE 800	2007-08	1602-929	611-1200
F 1100 LXR/TURBO/LXR	2012-13	2602-426	611-1201
F 800 LXR/SNO PRO	2012-13	2602-426	611-1201
F1000	2008	1602-929	611-1200
F5	2008-09	1602-929	611-1200
F570	2008-14	1602-929	611-1200
F6	2008-11	1602-929	611-1200
F8	2008-11	1602-929	611-1200
JAGUAR Z1 1100	2008	1602-929	611-1200
LYNX 2000 /LT	2015-20	1602-929	611-1200
M 1100 TURBO/SNO PRO/HCR	2013	2602-426	611-1201
M 800 SNO PRO	2013	2602-426	611-1201
M1000	2007-11	1602-929	611-1200
M6	2007-11	1602-929	611-1200
M8	2007-11	1602-929	611-1200
PANTERA 7000 LTD/XT	2017-18	2602-426	611-1201
T500	2008-09	1602-929	611-1200
T570	2009-14	1602-929	611-1200
TZ1 LXR/TOURING/TURBO	2008-14	1602-929	611-1200
XF 1100 LXR/SNO PRO/TURBO	2012-13	2602-426	611-1201
XF 800 LXR/SNO PRO/HIGH COUNTRY	2012-13	2602-426	611-1201
Z1 1100	2010	1602-929	611-1200
Z1 BEARCAT XT	2009	1602-929	611-1200
Z1 TURBO/LXR	2010-11	1602-929	611-1200

Model	Year	OEM No.	Part No.
Polaris™			
550 EDGE LX	2007	2203486	614-1201
550 INDY /ES	2014-22	2204323	614-1202
550 INDY ADVENTURE	2014-22	2204323	614-1202
550 INDY EVO	2019-22	2204323	614-1202
550 INDY LXT	2014-19	2204323	614-1202
550 INDY LXT	2020-21	2204323	614-1202
550 INDY VOYAGEUR	2014-16	2204323	614-1202
550 IQ LXT	2011-13	2203486	614-1201
550 IQ SHIFT/LXT	2008-13	2203486	614-1201
550 LX	2008	2203486	614-1201
550 LXT	2017-20	2204323	614-1202
550 RMK	2020	2204323	614-1202
550 SHIFT	2011-13	2203486	614-1201
550 VOYAGEUR	2017-22	2204323	614-1202
550 WIDETRACK	2016-20	2203486	614-1201
600 AXYS INDY ADVENTURE	2021	2205335	614-1200
600 AXYS INDY XC	2021	2205335	614-1200
600 AXYS SWITCHBACK ASSAULT	2021	2205335	614-1200
600 CLASSIC /TOURING	2001-06	2203486	614-1201
600 CLEANFIRE SWITCHBACK	2007	2203486	614-1201
600 EDGE TOURING	2006	2203486	614-1201
600 FUSION	2006	2203486	614-1201
600 HO FUSION F/O	2006	2203486	614-1201
600 HO IQ F/O	2007	2203486	614-1201
600 HO IQ TOURING CLEANFIRE/EURO	2007	2203486	614-1201
600 HO IQ/LX CLEANFIRE	2007	2203486	614-1201
600 HO RMK 144 F/O	2006-07	2203486	614-1201
600 HO SWITCHBACK F/O	2006	2203486	614-1201
600 INDY SP 121	2019-22	2203486	614-1201
600 INDY SP 129/137	2019-22	2205335	614-1200
600 INDY VOYAGEUR	2016	2203486	614-1201
600 INDY XC 129	2019-20	2205335	614-1200
600 INDY XCR	2021	2205335	614-1200
600 INDY/SP	2014-18	2203486	614-1201
600 IQ LXT/SHIFT/TOURING	2008-16	2203486	614-1201
600 IQ WIDETRACK	2017	2203486	614-1201
600 RMK	2017-22	2205335	614-1200
600 RMK	1999-16	2203486	614-1201
600 RMK	2012-16	2204323	614-1202
600 RUSH /PRO-R	2011-14	2203486	614-1201
600 RUSH PRO-S/-X	2015-20	2205335	614-1200
600 RUSH XCR	2017-19	2205335	614-1200
600 SWITCHBACK	2004-07	2203486	614-1201
600 SWITCHBACK	2010-13	2203486	614-1201
600 SWITCHBACK ADVENTURE	2015-19	2205335	614-1200
600 SWITCHBACK ADVENTURE	2012-13	2203486	614-1201
600 SWITCHBACK ASSAULT	2017-20	2205335	614-1200
600 SWITCHBACK PRO-R	2012-14	2203486	614-1201
600 SWITCHBACK PRO-S/-X	2015-21	2205335	614-1200
600 SWITCHBACK SP	2017-19	2205335	614-1200
600 SWITCHBACK XCR	2018-01	2205335	614-1200
600 TOURING	2000	2203486	614-1201

TERMS & INDEX

NEW

HELMETS

HELMET ACCESSORIES

APPAREL

ACCESSORIES

TRACKS & SUSPENSION

STEERING

TRANS MISSION

PLOW & WINCH

WIND SHIELDS

BRAKES & CARB.

ENGINE PARTS

ELECTRICAL

TRAILER

CHEMICALS

TECH & TOOLS

P.O.P

MASTER CYLINDER REBUILD KITS

CODE = B

KEYWORD = 16B



See Page 670 for Images, Code and Keyword

Model	Year	OEM No.	Part No.
Polaris™			
600 TRIUMPH	2000	2203486	614-1201
600 VOYAGEUR	2017-21	2205335	614-1200
600 WIDETRAK	2010-16	2203486	614-1201
600 XC /SP/EDGE	1999-05	2203486	614-1201
600/800 EDGE TOURING	2005	2203486	614-1201
700 CLASSIC/TOURING	2000-06	2203486	614-1201
700 CLEANFIRE DRAGON/EURO	2007	2203486	614-1201
700 FUSION F/O	2006	2203486	614-1201
700 HO TOURING	2006	2203486	614-1201
700 RMK	1999-10	2203486	614-1201
700 SKS	1999-03	2203486	614-1201
700 SWITCHBACK	2004	2203486	614-1201
700 XC /SP ALL	1999-05	2203486	614-1201
800 AXYS SKS	2018-19	2205335	614-1200
800 CLASSIC	2004	2203486	614-1201
800 CLASSIC TOURING	2003-04	2203486	614-1201
800 DRAGON	2009-10	2203486	614-1201
800 INDY SP	2016	2203486	614-1201
800 INDYXC/XCR/ADVENTURE	2019-20	2205335	614-1200
800 IQ	2008-10	2203486	614-1201
800 LE	2001	2203486	614-1201
800 RMK	2000-05	2203486	614-1201
800 RMK	2009-16	2203486	614-1201
800 RUSH /PRO-R	2011-14	2203486	614-1201
800 RUSH PRO-S/-X	2015-20	2205335	614-1200
800 RUSH XCR	2017-19	2205335	614-1200
800 SKS	2019-20	2205335	614-1200
800 SKS	2003	2203486	614-1201
800 SWITCHBACK	2010-13	2203486	614-1201
800 SWITCHBACK ADVENTURE	2016-19	2205335	614-1200
800 SWITCHBACK ASSAULT	2017-20	2205335	614-1200
800 SWITCHBACK F/O	2004-05	2203486	614-1201
800 SWITCHBACK PRO-R	2012-14	2203486	614-1201
800 SWITCHBACK PRO-S/-X	2015-19	2205335	614-1200
800 XC SP/EDGE/M-10	2001-05	2203486	614-1201
800 XCR	2000-03	2203486	614-1201
900 FUSION	2005-06	2203486	614-1201
900 RMK	2005-06	2203486	614-1201
900 SWITCHBACK	2005-06	2203486	614-1201
DRAGON RMK	2007	2203486	614-1201
FRONTIER CLASSIC	2002-05	2203486	614-1201
FS WIDETRAK IQ/INTL	2010-13	2203486	614-1201
FS/FST CLASSIC	2006	2203486	614-1201
FS/FST IQ TOURING	2006-10	2203486	614-1201
FST IQ CRUISER	2007	2203486	614-1201
FST IQ SWITCHBACK	2006-07	2203486	614-1201
FST IQ/LX	2007	2203486	614-1201
IQ CRUISER/EURO	2008	2203486	614-1201
IQ WIDETRAK	2008-10	2203486	614-1201
SPORT/SPORT TOURING	1999-01	2203486	614-1201
SUPERSPORT/EDGE	1999-07	2203486	614-1201
TRAIL RMK/TOURING	1999-10	2203486	614-1201
TRANSPORT	1999	2203486	614-1201
TURBO IQ/IQ TURBO ALL	2008-14	2203486	614-1201
TURBO LX	2010	2203486	614-1201
WIDETRAK LX/EURO	2008-10	2203486	614-1201
XCF/EDGE/SP	1999-00	2203486	614-1201
Ski-Doo™			
EXPEDITION (ALL)	2010-20	507-0324-78, USED IN 507-0325-18, 507-0324-32, 507-0325-98	612-1200
FREERIDE (ALL)	2013-20	507-0324-78, USED IN 507-0325-18, 507-0324-32, 507-0325-98	612-1200
GRAND TOURING (ALL)	2010-20	507-0324-78, USED IN 507-0325-18, 507-0324-32, 507-0325-98	612-1200
GSX 1200 4TEC (ALL)	2009-15	507-0324-78, USED IN 507-0325-18, 507-0324-32, 507-0325-98	612-1200

Model	Year	OEM No.	Part No.
Ski-Doo™			
GSX 600 (ALL)	2008-15	507-0324-78, USED IN 507-0325-18, 507-0324-32, 507-0325-98	612-1200
GSX 800 (ALL)	2008-15	507-0324-78, USED IN 507-0325-18, 507-0324-32, 507-0325-98	612-1200
GTX (ALL)	2009	507-0324-78, USED IN 507-0325-18, 507-0324-32, 507-0325-98	612-1200
MXZ (ALL)	2008-20	507-0324-78, USED IN 507-0325-18, 507-0324-32, 507-0325-98	612-1200
RENEGADE (ALL)	2010-20	507-0324-78, USED IN 507-0325-18, 507-0324-32, 507-0325-98	612-1200
SKANDIC (ALL)	2010-20	507-0324-78, USED IN 507-0325-18, 507-0324-32, 507-0325-98	612-1200
SUMMIT (ALL)	2008-20	507-0324-78, USED IN 507-0325-18, 507-0324-32, 507-0325-98	612-1200
TUNDRA (ALL)	2011-20	507-0324-78, USED IN 507-0325-18, 507-0324-32, 507-0325-98	612-1200
Yamaha™			
SRVIPER L TX DX/LE/SE	2014-16	8JP-F5856-00-00	611-1201
SRVIPER R TX SE/LE/DX	2014-16	8JP-F5856-00-00	611-1201
SRVIPER S TX DX	2015-16	8JP-F5856-00-00	611-1201
SRVIPER X TX SE/LE	2014-16	8JP-F5856-00-00	611-1201

TERMS & INDEX

NEW

HELMETS

HELMET ACCESSORIES

APPAREL

ACCESSORIES

TRACKS & SUSPENSION

STEERING

TRANS MISSION

PLOW & WINCH

WIND SHIELDS

BRAKES & CARB.

ENGINE PARTS

ELECTRICAL

TRAILER

CHEMICALS

TECH & TOOLS

P.O.P

CARBURETOR ADAPTERS

See Pages 676-687 for Applications



Part No. 650-9000 **Code** B **Keyword** 16



Part No. 650-9001 **Code** B **Keyword** 16



Part No. 650-9002 **Code** B **Keyword** 16



Part No. 650-9004 **Code** B **Keyword** 16



Part No. 650-9006 **Code** B **Keyword** 16



Part No. 650-9008 **Code** B **Keyword** 16



Part No. 650-9009 **Code** B **Keyword** 16



Part No. 650-9010 **Code** B **Keyword** 16



Part No. 650-9011 **Code** B **Keyword** 16



Part No. 650-9012 **Code** B **Keyword** 16



Part No. 650-9013 **Code** B **Keyword** 16



Part No. 650-9014 **Code** B **Keyword** 16



Part No. 650-9015 **Code** B **Keyword** 16B



Part No. 650-9016 **Code** B **Keyword** 16



Part No. 650-9017 **Code** B **Keyword** 16



Part No. 650-9019 **Code** B **Keyword** 16B



Part No. 650-9020 **Code** B **Keyword** 16



Part No. 650-9021 **Code** B **Keyword** 16



Part No. 650-9022 **Code** B **Keyword** 16



Part No. 650-9023 **Code** B **Keyword** 16

CARBURETOR ADAPTERS

See Pages 676-687 for Applications



Part No. 650-9024 **Code** B **Keyword** 16



Part No. 650-9025 **Code** B **Keyword** 16



Part No. 650-9028 **Code** B **Keyword** 16



Part No. 650-9029 **Code** B **Keyword** 16



Part No. 650-9030 **Code** B **Keyword** 16



Part No. 650-9031 **Code** B **Keyword** 16



Part No. 650-9032 **Code** B **Keyword** 16



Part No. 650-9034 **Code** B **Keyword** 16



Part No. 650-9035 **Code** B **Keyword** 16



Part No. 650-9036 **Code** B **Keyword** 16



Part No. 650-9037 **Code** B **Keyword** 16



Part No. 650-9038 **Code** B **Keyword** 16



Part No. 650-9039 **Code** B **Keyword** 16



Part No. 650-9040 **Code** B **Keyword** 16



Part No. 650-9041 **Code** B **Keyword** 16



Part No. 650-9042 **Code** B **Keyword** 16



Part No. 650-9043 **Code** B **Keyword** 16



Part No. 650-9044 **Code** B **Keyword** 16



Part No. 650-9045 **Code** B **Keyword** 16



Part No. 650-9046 **Code** B **Keyword** 16

CARBURETOR ADAPTERS

See Pages 676-687 for Applications



TERMS & INDEX
NEW
HELMETS
HELMET ACCESSORIES
APPAREL
ACCESSORIES
TRACKS & SUSPENSION
STEERING
TRANS MISSION
PLOW & WINCH
WIND SHIELDS
BRAKES & CARB.
ENGINE PARTS
ELECTRICAL
TRAILER
CHEMICALS
TECH & TOOLS
P.O.P



Part No. 650-9047 **Code** B **Keyword** 16



Part No. 650-9048 **Code** B **Keyword** 16



Part No. 650-9049 **Code** B **Keyword** 16



Part No. 650-9050 **Code** B **Keyword** 16



Part No. 650-9052 **Code** B **Keyword** 16



Part No. 650-9053 **Code** B **Keyword** 16



Part No. 650-9054 **Code** B **Keyword** 16



Part No. 650-9055 **Code** B **Keyword** 16



Part No. 650-9056 **Code** B **Keyword** 16



Part No. 650-9057 **Code** B **Keyword** 16



Part No. 650-9058 **Code** B **Keyword** 16



Part No. 650-9059 **Code** B **Keyword** 16



Part No. 650-9060 **Code** B **Keyword** 16



Part No. 650-9061 **Code** B **Keyword** 16



Part No. 650-9062 **Code** B **Keyword** 16



Part No. 650-9064 **Code** B **Keyword** 16



Part No. 650-9065 **Code** B **Keyword** 16




Part No. 650-9066 **Code** B **Keyword** 16



Part No. 650-9068 **Code** B **Keyword** 16



Part No. 650-9069 **Code** B **Keyword** 16



Part No. 650-9070 **Code** B **Keyword** 16

CARBURETOR ADAPTERS

See Pages 676-687 for Applications

See Pages 871-878 For Complete Reed Kits



TERMS & INDEX

NEW

HELMETS

HELMET ACCESSORIES

APPAREL

ACCESSORIES

TRACKS & SUSPENSION

STEERING

TRANS MISSION

PLOW & WINCH

WIND SHIELDS

BRAKES & CARB.

ENGINE PARTS

ELECTRICAL

TRAILER

CHEMICALS

TECH & TOOLS

P.O.P



Part No. Code Keyword
650-9072 B 16



Part No. Code Keyword
650-9073 B 16



Part No. Code Keyword
650-9074 B 16



Part No. Code Keyword
650-9079 B 16



Part No. Code Keyword
650-9080 B 16



Part No. Code Keyword
650-9081 B 16



Part No. Code Keyword
650-9082 B 16



Part No. Code Keyword
650-9083 B 16



Part No. Code Keyword
650-9084 B 16



Part No. Code Keyword
650-9085 B 16



Part No. Code Keyword
650-9086 B 16



Part No. Code Keyword
650-9088 B 16



Part No. Code Keyword
650-9092 B 16



Part No. Code Keyword
650-9093 B 16



Part No. Code Keyword
650-9094 B 16



Part No. Code Keyword
650-9095 B 16



Part No. Code Keyword
650-9099 B 16



Part No. Code Keyword
650-9100 B 16



Part No. Code Keyword
650-9200 B 16



Part No. Code Keyword
650-9201 B 16



Part No. Code Keyword
650-9202 B 16

O.D.: 65.8MM
I.D.: 46.5MM
HEIGHT: 23MM
WITH CLAMP.



Part No. Code Keyword
650-9203 B 16

CARBURETOR ADAPTERS

CODE = B

KEYWORD = 16

See Pages 676-687 for Applications



*Sold With
Clamp X 2/pcs



*Sold With
Clamp X 2/pcs



*Sold With
Clamp X 2/pcs



OEM# 1205609
L: 255mm, W:95.5mm, O.D: 64mm, I.D: 56.5mm,
T: 5.5mm, H: 23.3/ 28.5mm, w/Clamp x 2pcs
Bolt Hole: 7.2mm. C TO C 240 / 81mm,
Fuel / Cold Resistant -30° TO -40° Degree.

Part No.	Code	Keyword
650-9208	B	16

Part No.	Code	Keyword
650-9204	B	16

Part No.	Code	Keyword
650-9205	B	16

Part No.	Code	Keyword
650-9206	B	16

Model	Year	Type	Part No.	OEM
Arctic Cat™				
ALL 3-CYL ENGINES	1996		650-9032	3005-034
BEARCAT 2000 XT/LT	2015-20	VM 30-34	650-9004	0115-544
BEARCAT 340, 440	1995-00	VM 30-34	650-9004	0115-544
BEARCAT 550, EXT 580 POWDER SP	1995-97	VM 36-38	650-9025	0170-033, 0670-197
BEARCAT 570	2004-14	VM 30-34	650-9004	0115-544
BEARCAT 7000 XT	2017-19		650-9202	3020-189
BEARCAT WIDETRACK	1995-02	VM 36-38	650-9025	0170-033, 0670-197
BEARCAT WIDETRACK INT'L	2000-02	VM 36-38	650-9025	0170-033, 0670-197
CF1000	2009		650-9201	3007-284
CF6	2009-11		650-9082	3006-527
CF8	2011		650-9082	3006-527
CFR8	2009-10		650-9082	3006-527
CHEETAH	1976-78	VM 30-34	650-9004	0115-544
CHEETAH	1992-93	VM 30-34	650-9004	0115-544
CHEETAH 340, 440, 550	1994	VM 30-34	650-9004	0115-544
CHEETAH 500 F/C	1986-89	VM 30-34	650-9004	0115-544
CHEETAH 530 L/C	1986-88	VM 36-38	650-9025	0170-033
COUGAR	1985-89	VM 30-34	650-9004	0115-544
COUGAR	1992-93	VM 30-34	650-9004	0115-544
COUGAR, DLX, M.C.	1994-98	VM 36-38	650-9025	0170-033, 0670-197
CRF1000	2009-11		650-9201	3007-284
CROSS COUNTRY	1976	VM 30-34	650-9004	0115-544
CROSSFIRE 1000	2007-08		650-9201	3007-284
CROSSFIRE 600 EFI	2006-08		650-9082	3006-527
CROSSFIRE 700 EFI	2006		650-9082	3006-527
CROSSFIRE 800 EFI	2007-08		650-9082	3006-527
EI TIGRE	1973-81	VM 30-34	650-9004	0115-544
EI TIGRE	1987-89	VM 30-34	650-9004	0115-544
EI TIGRE	1975-80	VM 36-38	650-9025	0170-033, 0670-197
EXT	1973	VM 36-38	650-9025	0170-033
EXT 550, 580	1992-94	VM 36-38	650-9025	0170-033, 0670-197
EXT 580 EFI, PANTERA 580	1993-98	VM 40	650-9006	0670-198
EXT 580 POWDER SP	1995-97	VM 36-38	650-9025	0170-033, 0670-197
EXT 600 TOURING/TRIPLE	1998	3 VM 36	650-9057	3005-147
F1000	2007-09		650-9201	3007-284
F570	2008-14	VM 30-34	650-9004	0115-544
F6 ALL	2007-11		650-9082	3006-527
F6 EFI (ALL OPTIONS)	2007		650-9082	3006-527
F8 ALL	2007-11		650-9082	3006-527
F8 EFI (ALL OPTIONS)	2007		650-9082	3006-527
F800	2012-13		650-9082	3006-527
FIRECAT 600 EFI (ALL OPTIONS)	2004-06		650-9082	3006-527
FIRECAT 600 SNO PRO	2004		650-9079	3006-713
FIRECAT 700	2004-06		650-9079	3006-713
FIRECAT 700 EFI (ALL OPTIONS)	2003-06		650-9082	3006-527
FIRECAT 700 SNO PRO	2004-06		650-9079	3006-713
JAG	1987-91	VM 26-28	650-9000	0109-926
JAG	1976-79	VM 26-30	650-9010	0109-701
JAG	1985-93	VM-30-34	650-9004	0115-544
JAG LIQUID	1996	VM 36-38	650-9025	0170-033
JAG, DELUXE	1994-99	VM 30-34	650-9004	0115-544
KINGCAT 900 EFI	2005-06		650-9082	3006-527
LYNX	1977-78	VM 26-28	650-9000	0109-926
LYNX	1977-79	VM 26-30	650-9010	0109-701
LYNX	1980	VM 30-34	650-9004	0115-544

See Pages 871-878 For Complete Reed Kits

CARBURETOR ADAPTERS

CODE = B

KEYWORD = 16

See Pages 672-676 for Photos



Model	Year	Type	Part No.	OEM
Arctic Cat™				
LYNX	1992-93	VM 30-34	650-9004	0115-544
LYNX 2000 /LT	2015-20	VM 30-34	650-9004	0115-544
M 7000 LTD/SNO PRO	2015-16		650-9202	3020-189
M 8000 MOUNTAIN CAT ES	2021		650-9200	0907-003
M 9000 KING CAT	2017-19		650-9202	3020-189
M1000	2007-11		650-9201	3007-284
M5	2006		650-9079	3006-713
M6	2005-11		650-9082	3006-527
M6000 (ALL)	2014-20		650-9200	0907-003
M7	2006		650-9079	3006-713
M7	2005-06		650-9082	3006-527
M8	2007-11		650-9082	3006-527
M800	2012-13		650-9082	3006-527
M8000 (ALL)	2014-17		650-9082	3006-527
M8000 (ALL)	2018-21		650-9200	0907-003
MOUNTAIN CAT 1000	2001-02	3 TM38 TPS	650-9062	3005-419
MOUNTAIN CAT 500	2002	2 TM38	650-9059	3005-415
MOUNTAIN CAT 500 EFI, INT'L	2001	2 TM38 EFI	650-9058	3005-264
MOUNTAIN CAT 500 VEV	2001	2 TM38	650-9059	3005-415
MOUNTAIN CAT 600 EFI, LE	2001-04	2 TM38 EFI	650-9058	3005-264
MOUNTAIN CAT 800 EFI	2002-04		650-9082	3006-527
MOUNTAIN CAT 900 EFI	2004		650-9082	3006-527
NORSEMAN 6000 /X	2019		650-9200	0907-003
NORSEMAN 8000 X	2019-21		650-9200	0907-003
PANTERA	1981	VM 30-34	650-9004	0115-544
PANTERA	1976-79	VM 30-34	650-9004	0115-544
PANTERA	1981-92	VM 30-34	650-9004	0115-544
PANTERA 1000	2000-01	3 TM38 TPS	650-9062	3005-419
PANTERA 580	1993-99	VM 40	650-9006	0670-198
PANTERA 600 EFI	2003-05	2 TM38 EFI	650-9058	3005-264
PANTERA 600 EFI ESR	2002-03	2 TM38 EFI	650-9058	3005-264
PANTERA 600 EFI ESR INT'L	2002-03	2 TM38 EFI	650-9058	3005-264
PANTERA 6000	2019		650-9200	0907-003
PANTERA 7000 /LTD/XT	2015-19		650-9202	3020-189
PANTERA 800	1998	3 VM36	650-9057	3005-147
PANTERA 800	1999	3 TM38 TPS	650-9062	3005-419
PANTHER	1976-79	VM 30-34	650-9004	0115-544
PANTHER	1984-93	VM 30-34	650-9004	0115-544
PANTHER 550/INT'L	1997-01	VM 36-38	650-9025	0170-033, 0670-197
PANTHER, DELUXE	1994-97	VM 30-34	650-9004	0115-544
PANTHER, 340	1998-00	VM 30-34	650-9004	0115-544
POWDER SPECIAL	1998	2 TM38	650-9061	3005-142
POWDER SPECIAL 2K 600	2000	2 TM38	650-9059	3005-415
POWDER SPECIAL 500	2000	2 TM38 EFI	650-9058	3005-264
POWDER SPECIAL 500 EFI	1999-00	2 TM38 EFI	650-9058	3005-264
POWDER SPECIAL 500 EFI LE	2000	2 TM38 EFI	650-9058	3005-264
POWDER SPECIAL 580 EFI	1997	VM 40	650-9006	0670-198
POWDER SPECIAL 600	1999	2 TM38	650-9059	3005-415
POWDER SPECIAL 600 LE	1999-00	2 TM38 EFI	650-9058	3005-264
POWDER SPECIAL 600 LTD	1999	2 TM38 EFI	650-9058	3005-264
POWDER SPECIAL 600 EFI	1999-00	2 TM38 EFI	650-9058	3005-264
POWDER SPECIAL 600/600 LE	2000	2 TM38	650-9059	3005-415
POWDER SPECIAL 700/LTD/LE	1999-00	2 TM40	650-9066	0670-992
POWDER SPECIAL EFI	1998	2 TM38 EFI	650-9058	3005-264
PROWLER	1990-92	VM-30-34	650-9004	16065-3011
PROWLER EFI	1994	VM 40	650-9006	0670-198
PROWLER SP	1993	VM 36-38	650-9025	0170-033, 0670-197
PROWLER SP	1992-95	VM 36-38	650-9025	0170-033, 0670-197
PUMA, DELUXE	1993-97	VM 30-34	650-9004	0115-544
RIOT 6000	2020-21		650-9200	0907-003
RIOT 8000 / X	2020-21		650-9200	0907-003
SABERCAT 500 EFI, LX	2006		650-9079	3006-713
SABERCAT 600 EFI (ALL OPTIONS)	2004-06		650-9082	3006-527
SABERCAT 600, LX	2004		650-9079	3006-713
SABERCAT 700 EFI (ALL OPTIONS)	2004-06		650-9082	3006-527
SUPER JAG	1987-92	VM 30-34	650-9004	0115-544
T570	2008-14	VM 30-34	650-9004	0115-544
THUNDER CAT/MC	1998-99	3 VM36	650-9057	3005-147
THUNDER CAT/MC 1000	2000-01	3 TM38 TPS	650-9062	3005-419
TRAIL CAT	1979-80	VM 30-34	650-9004	0115-544
TRIPLE TOURING 600	1999-00	3 VM36	650-9057	3005-147
WILDCAT	1988	VM 36-38	650-9025	0170-033, 0670-197
WILDCAT 650, 700	1989-93	VM 40	650-9006	0670-198

TERMS & INDEX
NEW
HELMETS
HELMET ACCESSORIES
APPAREL
ACCESSORIES
TRACKS & SUSPENSION
STEERING
TRANS MISSION
PLOW & WINCH
WIND SHIELDS
BRAKES & CARB.
ENGINE PARTS
ELECTRICAL
TRAILER
CHEMICALS
TECH & TOOLS
P.O.P

CARBURETOR ADAPTERS

CODE = B

KEYWORD = 16

See Pages 672-676 for Photos



Model	Year	Type	Part No.	OEM
Arctic Cat™				
WILDCAT 700 EFI, M.C.	1991-96	VM 40	650-9006	0670-198
XF 6000 (ALL)	2015-19		650-9200	0907-003
XF 7000 (ALL)	2014-18		650-9202	3020-189
XF 800	2012-13		650-9082	3006-527
XF 8000 ALL	2014-17		650-9082	3006-527
XF 8000 ALL	2018-19		650-9200	0907-003
XF 9000 (ALL)	2017-19		650-9202	3020-189
Z 370	1999-00	VM 30-34	650-9004	0115-544
Z 440	1994-00	VM 30-34	650-9004	0115-544
Z340, 440	1976-77	VM 36-38	650-9025	0170-033
ZL 440	1999-00	VM 36-38	650-9025	0170-033, 0670-197
ZL 500	2000-01	2 TM38 EFI	650-9058	3005-264
ZL 500	1998-99	2 TM38	650-9061	3005-142
ZL 500 EFI	1999	2 TM38 EFI	650-9058	3005-264
ZL 550	2000	VM 36-38	650-9025	0170-033
ZL 550	2000-03	VM 36-38	650-9025	0170-033, 0670-197
ZL 550 ESR/INT'L	2000-03	VM 36-38	650-9025	0170-033, 0670-197
ZL 600	1999-00	2 TM38	650-9059	3005-415
ZL 600 EFI (ALL OPTIONS)	1999-03	2 TM38 EFI	650-9058	3005-264
ZL 700	2000	2 TM40	650-9066	0670-992
ZL 800 EF (ALL OPTIONS)	2002-03		650-9082	3006-527
ZR 440	1993-95	VM 36-38	650-9025	0170-033, 0670-197
ZR 500	2001-02	2 TM38	650-9059	3005-415
ZR 500	1998-00	2 TM 38	650-9061	3005-142
ZR 500 CC/500 LE	2002	2 TM38	650-9059	3005-415
ZR 500 EFI	1999	2 TM38 EFI	650-9058	3005-264
ZR 580	1994-97	VM 40	650-9006	0670-198
ZR 580	1993	VM 36-38	650-9025	0170-033, 0670-197
ZR 600	1999-02	2 TM38	650-9059	3005-415
ZR 600	1998	2 TM38	650-9061	3005-142
ZR 600 2K/BLAIR MORGAN	2000	2 TM38	650-9059	3005-415
ZR 600 EFI	1998-03	2 TM38 EFI	650-9058	3005-264
ZR 600 EFI CC	2002	2 TM38 EFI	650-9058	3005-264
ZR 600 EFI/LE	2000	2 TM38 EFI	650-9058	3005-264
ZR 600 VEV	2001	2 TM38	650-9059	3005-415
ZR 6000 (ALL EXCEPT R SX)	2015-21		650-9200	0907-003
ZR 6000 EL TIGRE/ SNO PRO RR	2014		650-9200	0907-003
ZR 700	1994-97	VM 40	650-9006	0670-198
ZR 700/LE	1999-00	2TM 40	650-9066	0670-992
ZR 7000 (ALL)	2014-19		650-9202	3020-189
ZR 800 EFI, SNO PRO	2002-03		650-9082	3006-527
ZR 8000 ALL	2014-17		650-9082	3006-527
ZR 8000 ALL	2018-19		650-9200	0907-003
ZR 900 EFI, SNO PRO	2004-06		650-9082	3006-527
ZR 9000 (ALL)	2017-20		650-9202	3020-189
ZRT 600	1998-00	3 VM36	650-9057	3005-147
ZRT 600	1996		650-9032	3005-034
ZRT 800	1998	3 VM36	650-9057	3005-147
ZRT 800	1999-02	3 TM38 TPS	650-9062	3005-419
ZRT 800	1997		650-9032	3005-034
John Deere™				
CYCLONE	1976-78	VM 30-34 HD	650-9004	AM53953
JD 295, S	1974	VM 36-38 HD	650-9025	AM53186
JD 340, S	1975	VM 36-38 HD	650-9025	AM53186
LIQUIFIRE	1976-78	VM 30-34 HD	650-9004	AM53953
SPITFIRE	1979	VM 30-34 HD	650-9004	AM53953
TRAILFIRE	1979-84	VM 30-34 HD	650-9004	AM53953
Kawasaki™				
DRIFTER 340 F/A	1980	VM 26-28 HR	650-9000	16065-3012
DRIFTER	1980-81	VM 30-34	650-9004	16065-3011
INTRIGUER	1978	VM 30-34	650-9004	16065-3011
INTRUDER	1978-82	VM 30-34	650-9004	16065-3011
INVADER	1978-80	VM 30-34	650-9004	16065-3011
INVADER 440	1978-79	VM 36-38	650-9025	16065-3007
INVADER 440, LTD, 4/6	1980-81	VM 36-38	650-9025	16065-3007
INVITER	1978	VM 30-34	650-9004	16065-3011
Mikuni™				
ALL MIKUNI-CARB 26-28MM		VM 26-28, HR	650-9000	VM 30 / 200
ALL MIKUNI-CARB 30-34MM		VM-30-34, HD	650-9024	VM 32 / 206
ALL MIKUNI-CARB 36-38MM		VM 36, 38, HD	650-9025	VM 38 / 200
ALL MIKUNI-CARB 40-44MM		VM 40, 44, HD	650-9006	VA 40 / 200

See Pages 871-878 For Complete Reed Kits

CARBURETOR ADAPTERS

CODE = B

KEYWORD = 16

See Pages 672-676 for Photos



Model	Year	Type	Part No.	OEM
Moto-Ski™				
FUTURA	1980-82	VM 34-STRAIGHT	650-9001	570-1346-00
FUTURA, NUVIK	1977-79	VM 30-34	650-9004	16065-3011
GRAND PRIX SPECIAL	1979-81	VM-34	650-9013	420-8674-81, 570-1339-00
MIRAGE I	1980-82	VM 34 -ANGLE	650-9023	570-1261-00
MIRAGE II	1980-83	VM 34 -ANGLE	650-9002	570-1262-00
MIRAGE III	1983	VM 34-STRAIGHT	650-9001	570-1346-00
MIRAGE SPECIAL	1980-82	VM 34 -ANGLE	650-9023	570-1263-00
SONIC	1976-81	VM 30-34	650-9004	16065-3011
SONIC	1982	VM-34	650-9013	420-8674-81, 570-1339-00
SPIRIT 250	1980-83	VM 26	650-9022	570-0168-00
Polaris™				
400	1987	VM 30SS-2	650-9016	3083576
500	1989-92	VM 38 SS	650-9019	3083171
600	1985-87	VM 38 SS	650-9019	3083171
650	1988-90	VM 38 SS	650-9019	3083171
340 (ALL OPTIONS)	1999-08	VM 30SS-2	650-9016	3083576
400 /SKS	1985-89		650-9038	3083171, 3084325
400 FIN, SKS	1988	VM 38 SS	650-9019	3083171
400 INDY	1985-91	VM 32-34	650-9020	3085044
400 INDY XCF EDGE	2000	2-VM34SS	650-9034	3085670
400 SKS	1987	VM 30SS-2	650-9016	3083576
440 INDY	1997-98	VM 32-34	650-9020	3085044
440 INDY L/C	1992-96	VM 32-34	650-9020	3085044
440 PRO X FAN COOLED	2002-03	2-VM34SS	650-9034	3085670
440 XC	1997	VM32-34	650-9020	3085044
440 XCR	1996	VM32-34	650-9020	3085044
440 XCR /SP	1992-94		650-9038	3083171, 3084325
500 /SKS/SP/CLASSIC	1989-92		650-9038	3083171, 3084325
500 CARB	1995-96		650-9038	3083171, 3084325
500 CLASSIC	1991	VM 38 SS	650-9019	3083171
500 CLASSIC	1996-00	2-VM34SS	650-9035	3084325
500 CLASSIC	2001-02	2-TM38	650-9036	3086994
500 CLASSIC	2004-06	2-TM38	650-9036	3086994
500 CLASSIC	1999-00		650-9038	3083171, 3084325
500 CLASSIC	2003		650-9068	1253423
500 CLASSIC TOURING	1997	2-VM34SS	650-9035	3084325
500 CLASSIC TOURING	2001-03	2-TM38	650-9036	3086994
500 EDGE	2003-04	2-TM38	650-9036	3086994
500 EFI /SKS	1992-97		650-9031	3084334/5
500 FIN	1990	VM 38 SS	650-9019	3083171
500 FIN SKS	1989-90	VM 38 SS	650-9019	3083171
500 INDY	1996-00	2-VM34SS	650-9035	3084325
500 INDY	2001-02	2-TM38	650-9036	3086994
500 INDY	2005-06	2-TM38	650-9036	3086994
500 INDY	1997-00		650-9038	3083171, 3084325
500 RMK	1998-99	VM32-34	650-9020	3085044
500 RMK	1997	2-VM34SS	650-9035	3084325
500 RMK	2000-01	3-TM38	650-9037	1253217
500 RMK	1996-97		650-9038	3083171, 3084325
500 SKS	1989-91	VM 38 SS	650-9019	3083171
500 SKS	1996-97	2-VM34SS	650-9035	3084325
500 SP	1989-91	VM 38 SS	650-9019	3083171
500 TRANSPORT	2009	2-VM34SS	650-9034	3085670
500 TRANSPORT	2009	2-VM34SS	650-9034	3085670
500 XC EDGE	2003		650-9068	1253423
500 XC EDGE F/O	2003		650-9068	1253423
500 XC SP	2007		650-9068	1253423
500 XC SP EDGE	2003		650-9068	1253423
500 XC SP EDGE M-10 F/O	2003-05		650-9068	1253423
500 XC SP EDGE STOCK B	2006		650-9068	1253423
500 XC SP EDGE X F/O	2003		650-9068	1253423
500 XC/SP	1999-01	2-TM38	650-9037	1253217
550 ADVENTURE	2019-21	2-VM34SS	650-9034	3085670
550 CLASSIC	2005-06	2-VM34SS	650-9034	3085670
550 CLASSIC	2005-06	2-VM34SS	650-9034	3085670
550 CLASSIC EDGE	2003-04	2-VM34SS	650-9034	3085670
550 CLASSIC EDGE	2003-04	2-VM34SS	650-9034	3085670
550 CLASSIC F/C	2002	2-VM34SS	650-9034	3085670
550 CLASSIC F/C	2002	2-VM34SS	650-9034	3085670
550 EDGE LX	2007	2-VM34SS	650-9034	3085670
550 INDY ALL	2014-21	2-VM34SS	650-9034	3085670
550 IQ ALL	2010-13	2-VM34SS	650-9034	3085670

See Pages 871-878 For Complete Reed Kits

TERMS & INDEX

NEW

HELMETS

HELMET ACCESSORIES

APPAREL

ACCESSORIES

TRACKS & SUSPENSION

STEERING

TRANS MISSION

PLOW & WINCH

WIND SHIELDS

BRAKES & CARB.

ENGINE PARTS

ELECTRICAL

TRAILER

CHEMICALS

TECH & TOOLS

P.O.P

CARBURETOR ADAPTERS

CODE = B

KEYWORD = 16

See Pages 672-676 for Photos



	Model	Year	Type	Part No.	OEM
	Polaris™				
	550 LX	2008	2-VM34SS	650-9034	3085670
	550 LXT	2016-20	2-VM34SS	650-9034	3085670
NEW	550 PRO X FAN	2004	2-VM34SS	650-9034	3085670
	550 RMK EVO	2020-21	2-VM34SS	650-9034	3085670
	550 SHIFT	2011-13	2-VM34SS	650-9034	3085670
HELMETS	550 TOURING	2011	2-VM34SS	650-9034	3085670
	550 VOYAGEUR	2017-21	2-VM34SS	650-9034	3085670
	550 WIDETRAK LX ALL OPTIONS	2016-19	2-VM34SS	650-9034	3085670
HELMET ACCESSORIES	600 AXYS INDY ADVENTURE	2021		650-9204	1203916, 1204635, 1204783
	600 AXYS INDY ADVENTURE	2020		650-9204	1203916, 1204635, 1204783
	600 AXYS INDY XC	2021		650-9204	1203916, 1204635, 1204783
	600 AXYS PRO RMK	2016-21		650-9204	1203916, 1204635, 1204783
	600 AXYS SWITCHBACK ASSAULT	2021		650-9204	1203916, 1204635, 1204783
APPAREL	600 CLASSIC	2003-06		650-9068	1253423
	600 CLASSIC EDGE	2001	2-TM40 TPS	650-9039	1253327
	600 CLASSIC TOURING	2001-03	2-TM38	650-9037	1253217
ACCESSORIES	600 CLASSIC TOURING	2004		650-9068	1253423
	600 CLEANFIRE SWITCHBACK	2007		650-9099	1203383, 1203864
	600 DRAGON IQ/SP/ES EURO	2009		650-9099	1203383, 1203864
	600 DRAGON SWITCHBACK ALL	2008-10		650-9099	1203383, 1203864
	600 EDGE TOURING	2005-06		650-9068	1253423
TRACKS & SUSPENSION	600 H.O FUSION	2006		650-9096	1203447, 1253566, 1203425
	600 H.O IQ	2007		650-9096	1203447, 1253566, 1203425
	600 H.O SWITCHBACK	2007		650-9096	1203447, 1253566, 1203425
	600 HO IQ TOURING CLEANFIRE/EURO	2007		650-9099	1203383, 1203864
STEERING	600 HO IQ/LX CLEANFIRE	2007-08		650-9099	1203383, 1203864
	600 HO SWITCHBACK	2006		650-9096	1203447, 1253566, 1203425
	600 INDY SP/ES	2013-22		650-9204	1203916, 1204635, 1204783
	600 INDY VOYAGEUR	2015-16		650-9204	1203916, 1204635, 1204783
TRANS MISSION	600 INDY ADVENTURE	2020		650-9204	1203916, 1204635, 1204783
	600 INDY SP/XC	2019-20		650-9204	1203916, 1204635, 1204783
	600 INDY XC	2019-20		650-9204	1203916, 1204635, 1204783
	600 INDY XCR	2020-21		650-9204	1203916, 1204635, 1204783
PLOW & WINCH	600 IQ LXT/INTL	2011-15		650-9099	1203383, 1203864
	600 IQ SHIFT/ES/INTL	2009-12		650-9099	1203383, 1203864
	600 IQ SHIFT/EURO	2008-09		650-9096	1203447, 1253566, 1203425
	600 IQ TOURING/EURO	2008-10		650-9099	1203383, 1203864
WIND SHIELDS	600 IQ/ES/ES EURO	2009		650-9099	1203383, 1203864
	600 LE	1986	VM 38 SS	650-9019	3083171
	600 PRO RMK	2012-15		650-9204	1203916, 1204635, 1204783
	600 RMK	1998	2-KEIHIN 39MM	650-9040	1253146
BRAKES & CARB.	600 RMK	1999-00	3-TM38	650-9041	1253259
	600 RMK	2002-05		650-9068	1253423
	600 RMK	2012-22		650-9204	1203916, 1204635, 1204783
	600 RMK 136	2001		650-9044	1253289
ENGINE PARTS	600 RMK 144/155/ES/INTL	2010-11		650-9099	1203383, 1203864
	600 RMK 155/700 RMK 155/163 ALL	2008		650-9099	1203383, 1203864
	600 RMK F/O	2004-05		650-9068	1253423
	600 RMK SHIFT 144/155/EURO	2009		650-9099	1203383, 1203864
	600 RMK/HO RMK	2006-07		650-9096	1203447, 1253566, 1203425
ELECTRICAL	600 RMK144/EURO/RMK SHIFT/EURO	2008		650-9096	1203447, 1253566, 1203425
	600 RR/EURO	2008-09		650-9096	1203447, 1253566, 1203425
	600 RUSH /ES	2011-13		650-9204	1203916, 1204635, 1204783
	600 RUSH PRO S	2015-20		650-9204	1203916, 1204635, 1204783
TRAILER	600 RUSH PRO X	2015-16		650-9204	1203916, 1204635, 1204783
	600 RUSH PRO-R /ES	2010-14		650-9204	1203916, 1204635, 1204783
	600 RUSH XCR	2017-19		650-9204	1203916, 1204635, 1204783
CHEMICALS	600 SE	1985	VM 38 SS	650-9019	3083171
	600 SE/LE	1985-87		650-9038	3083171, 3084325
	600 SHIFT 136/ES/INTL	2011		650-9099	1203383, 1203864
	600 SWITCHBACK	2004-05		650-9068	1253423
	600 SWITCHBACK /ES	2013-14		650-9204	1203916, 1204635, 1204783
TECH & TOOLS	600 SWITCHBACK ADVENTURE	2012-19		650-9204	1203916, 1204635, 1204783
	600 SWITCHBACK ASSAULT	2014-15, 2017-20		650-9204	1203916, 1204635, 1204783
	600 SWITCHBACK PRO S	2015-21		650-9204	1203916, 1204635, 1204783
	600 SWITCHBACK PRO X	2015-17		650-9204	1203916, 1204635, 1204783
P.O.P	600 SWITCHBACK PRO-R	2012-14		650-9204	1203916, 1204635, 1204783
	600 SWITCHBACK SP	2017-19		650-9204	1203916, 1204635, 1204783
	600 SWITCHBACK XCR	2018-21		650-9204	1203916, 1204635, 1204783
	600 SWITCHBACK/DRAGON/EURO	2009		650-9099	1203383, 1203864
	600 SWITCHBACK/ES/INTL/LX/INTL ALL	2010-11		650-9099	1203383, 1203864
	600 TOURING	2000	2-TM38	650-9037	1253217

See Pages 871-878 For Complete Reed Kits

CARBURETOR ADAPTERS

CODE = B

KEYWORD = 16

See Pages 672-676 for Photos



Model	Year	Type	Part No.	OEM
Polaris™				
600 VOYAGUER	2014, 2017-21		650-9204	1203916, 1204635, 1204783
600 WIDETRAK IQ	2010-17		650-9099	1203383, 1203864
600 XC	1998	2-KEIHIN 39MM	650-9040	1253146
600 XC	1999	3-TM38	650-9041	1253259
600 XC	1997	3-VM38	650-9029	3084673
600 XC	1997	3-VM38	650-9029	3084673
600 XC DLX	2000	3-TM38	650-9041	1253259
600 XC EDGE	2003		650-9068	1253423
600 XC SP	1999	3-TM38	650-9041	1253259
600 XC SP	2000-01	2-TM38	650-9037	1253217
600 XC SP	2003-05		650-9068	1253423
600 XC SPECIAL	1996	3-VM38	650-9042	3085248
600 XCR	1994-96	3-VM38	650-9029	3084673
600 XCR/SE	1997-98	3-VM38	650-9042	3085248
650 /SKS	1988-90		650-9038	3083171, 3084325
650 SKS	1989-90	VM 38 SS	650-9019	3083171
700 CLASSIC	2003-04	2-TM40 TPS	650-9039	1253327
700 CLASSIC	2001	3-TM38	650-9041	1253259
700 CLASSIC TOURING	2003	2-TM40 TPS	650-9039	1253327
700 CLEANFIRE DRAGON/EURO	2007		650-9099	1203383, 1203864
700 IQ DRAGON/700 IQ ALL	2008		650-9099	1203383, 1203864
700 RMK	2003-05	2-TM40 TPS	650-9039	1253327
700 RMK	2001		650-9044	1253289
700 RMK 155/ES	2008-10		650-9099	1203383, 1203864
700 RMK/SKS	1997-98	2-KEIHIN 39MM	650-9040	1253146
700 RMK/SKS	1999-00	3-TM38	650-9041	1253259
700 SWITCHBACK/DRAGON SWITCHBACK ALL	2008		650-9099	1203383, 1203864
700 XC	1998	2-KEIHIN 39MM	650-9040	1253146
700 XC DLX	2000	3-TM38	650-9041	1253259
700 XC SP	1999-00	3-TM38	650-9041	1253259
700 XC SP ,EDGE	2001-03	2-TM40 TPS	650-9039	1253327
700 XCR	1998	3-VM38	650-9042	3085248
700 XCR	1999	3-TM38	650-9060	3085735
800 AXYS PRO RMK	2016-20		650-9205	1205058
800 AXYS RMK ASSAULT	2017-19		650-9205	1205058
800 AXYS SKS	2016-19		650-9205	1205058
800 CLASSIC	2004	2-TM40 TPS	650-9039	1253327
800 CLASSIC TOURING	2003	2-TM40 TPS	650-9039	1253327
800 EDGE TOURING	2004-05	2-TM40 TPS	650-9039	1253327
800 INDY /SP	2014-16		650-9204	1203916, 1204635, 1204783
800 INDY XC/XCR/ES/SC	2019-20		650-9205	1205058
800 PRO RMK	2011-15		650-9204	1203916, 1204635, 1204783
800 RMK	2003-05	2-TM40 TPS	650-9039	1253327
800 RMK	2000-01		650-9044	1253289
800 RMK	2011-16		650-9204	1203916, 1204635, 1204783
800 RMK ASSAULT	2011-15		650-9204	1203916, 1204635, 1204783
800 RMK ASSAULT	2016-19		650-9205	1205058
800 RMK KHAOS	2020		650-9205	1205058
800 RUSH /ES	2011-13		650-9204	1203916, 1204635, 1204783
800 RUSH PRO S/X /XC	2015-20		650-9205	1205058
800 RUSH PRO-R	2011-14		650-9204	1203916, 1204635, 1204783
800 RUSH XCR	2017-18		650-9205	1205058
800 SKS	2020		650-9205	1205058
800 SWITCHBACK	2004	2-TM40 TPS	650-9039	1253327
800 SWITCHBACK /ES	2012-14		650-9204	1203916, 1204635, 1204783
800 SWITCHBACK ADVENTURE	2014		650-9204	1203916, 1204635, 1204783
800 SWITCHBACK ADVENTURE	2016-19		650-9205	1205058
800 SWITCHBACK ASSAULT	2011-16		650-9204	1203916, 1204635, 1204783
800 SWITCHBACK ASSAULT	2017-20		650-9205	1205058
800 SWITCHBACK PRO S/X /XC	2015-20		650-9205	1205058
800 SWITCHBACK PRO-R	2012-14		650-9204	1203916, 1204635, 1204783
800 SWITCHBACK XCR	2018-20		650-9205	1205058
800 TITAN SP/ADVENTURE/XC	2018-20		650-9205	1205058
800 XC SP, EDGE	2001-05	2-TM40 TPS	650-9039	1253327
800 XCR	1999-03	3-TM38	650-9060	3085735
850 AXYS INDY XC	2021		650-9208	1205609
850 AXYS SKS	2019-20		650-9208	1205609
850 AXYS SWITCHBACK ASSAULT	2021		650-9208	1205609
850 AYXS PRO RMK	2019-21		650-9208	1205609
850 INDY ADVENTURE	2020-21		650-9208	1205609
850 INDY SC	2019-20		650-9208	1205609
850 INDY XC	2019-20		650-9208	1205609

See Pages 871-878 For Complete Reed Kits

TERMS & INDEX
NEW
HELMETS
HELMET ACCESSORIES
APPAREL
ACCESSORIES
TRACKS & SUSPENSION
STEERING
TRANS MISSION
PLOW & WINCH
WIND SHIELDS
BRAKES & CARB.
ENGINE PARTS
ELECTRICAL
TRAILER
CHEMICALS
TECH & TOOLS
P.O.P

CARBURETOR ADAPTERS

CODE = B

KEYWORD = 16

See Pages 672-676 for Photos



Model	Year	Type	Part No.	OEM
Polaris™				
850 INDY XCR	2021		650-9208	1205609
850 RMK KHAOS	2020-22		650-9208	1205609
850 RMK PRO	2022		650-9208	1205609
850 RUSH PRO S	2019-20		650-9208	1205609
850 RUSH XCR	2019		650-9208	1205609
850 SKS	2019-21		650-9208	1205609
850 SWITCHBACK ASSAULT	2019-20		650-9208	1205609
850 SWITCHBACK PRO S	2019-21		650-9208	1205609
850 SWITCHBACK XCR	2019-21		650-9208	1205609
APOLLO 340	1979		650-9017	3082255
CENTURION	1979-82	VM 32-34	650-9020	3085044
CLASSIC	1988-90, 92	VM 38 SS	650-9019	3083171
CLASSIC	1988-90		650-9038	3083171, 3084325
CLASSIC	1993-98		650-9038	3083171, 3084325
CLASSIC TOURING	1993-94		650-9031	3084334/5
COBRA 340	1978		650-9017	3082255
COBRA 440	1978-79	VM 32-34	650-9020	3085044
COLT 250	1974-78	VM 30-32	650-9000	1251070
COLT 340	1974-77	VM 30-32	650-9000	1251070
CUTLASS SS	1981-82	VM 38 SS	650-9019	3083171
CUTLASS SS	1982	VM 32-34	650-9020	3085044
CUTLASS 340	1981		650-9017	3082255
DRAGON RMK/INTL	2007		650-9099	1203383, 1203864
ELECTRA 340, 440	1975-77		650-9017	3082255
FIN 650	1988, 90	VM 38 SS	650-9019	3083171
FIN 650 SKS	1988-90	VM 38 SS	650-9019	3083171
GALAXY 340	1979		650-9017	3082255
GEMINI	1983	VM 30 SS-1	650-9015	3083022
GEMINI	1980-81	VM 30 SS-1	650-9015	3083022
GEMINI 250	1979	VM 30-32	650-9000	1251070
GEMINI 250	1979		650-9017	3082255
INDY (ALL MODELS)	1983-92	VM 38 SS	650-9019	3083171
INDY CLASSIC TOURING	1996, 98-00	VM32-34	650-9020	3085044
INDY CLASSIC TOURING	1997		650-9035	3084325
INDY CROSS COUNTRY (XC)	1983	VM 38	650-9021	3082720
INDY EDGE	2001-03	2-TM38	650-9036	3086994
INDY LITE, DELUXE, GT	1991-98	VM 30SS-2	650-9016	3083576
INDY SPORT, GT	1992-95	VM 32-34	650-9020	3085044
INDY SPORT, GT	1987-90	VM 30SS-2	650-9016	3083576
INDY SPROT/TOURING	1996-99	VM32-34	650-9020	3085044
INDY SPROT/TOURING/ES	2000-03	2-VM34SS	650-9034	3085670
INDY STARLITE, GT	1993	VM 30SS-2	650-9016	3083576
INDY STORM	1996-98	3-VM38	650-9069	3084652
INDY STORM MRK/SE	1997	3-VM38	650-9069	3084652
INDY STORM SKS	1996	3-VM38	650-9069	3084652
INDY SUPER SPORT	1996-98	VM32-34	650-9020	3085044
INDY SUPER SPORT	1999-03	2-VM34SS	650-9034	3085670
INDY TRAIL	1998-99	VM32-34	650-9020	3085044
INDY TRAIL RMK	1997-98	VM32-34	650-9020	3085044
INDY TRAIL RMK	1999-03	2-VM34SS	650-9034	3085670
INDY TRAIL TOURING	1998-99	VM32-34	650-9020	3085044
INDY TRAIL TOURING	2000-03	2-VM34SS	650-9034	3085670
INDY TRAIL, DELUXE, TOURING	1985-97	VM 32-34	650-9020	3085044
INDY TRANSPORT	1996-99	VM32-34	650-9020	3085044
INDY ULTRA SKS/SPECIAL	1996	3-VM38	650-9042	3085248
INDY ULTRA SP/SPX/SPX SE	1997	3-VM38	650-9042	3085248
INDY ULTRA/TOURING	1997-98	3-VM38	650-9042	3085248
INDY WIDETRAK GT	1997	VM32-34	650-9020	3085044
INDY WIDETRAK LX	1996-03	VM32-34	650-9020	3085044
INDY XCF	1997-98	VM32-34	650-9020	3085044
INDY XCF SP	2001	2-VM34SS	650-9034	3085670
INDY XLT CLASSIC/TOURING	1998	3 VM34	650-9030	3084438
INDY XLT SPECIAL	1996-98	3 VM34	650-9030	3084438
LITE	1991-98	VM 30SS-2	650-9016	3083576
LITE DELUXE	1992-98	VM 30SS-2	650-9016	3083576
LITE DELUXE EURO	1993	VM 30SS-2	650-9016	3083576
LITE EURO	1993-94, 96	VM 30SS-2	650-9016	3083576
LITE GT	1991-97	VM 30SS-2	650-9016	3083576
LITE GT EURO	1993-97	VM 30SS-2	650-9016	3083576
LITE TOURING	1998	VM 30SS-2	650-9016	3083576
LITE TOURING EURO	1998	VM 30SS-2	650-9016	3083576
RXL 650 EFI	1991-97	3-TM46 EFI	650-9043	3084043

See Pages 871-878 For Complete Reed Kits

CARBURETOR ADAPTERS

CODE = B

KEYWORD = 16

See Pages 672-676 for Photos



Model	Year	Type	Part No.	OEM
Polaris™				
RXL 650 EFI TOURING	1994-95	3-TM46 EFI	650-9043	3084043
RXL 650 SKS	1991-93	3-TM46 EFI	650-9043	3084043
S/S 340	1978		650-9017	3082255
SPORT	1987-90	VM 30SS-2	650-9016	3083576
SPORT (LITE)	2000	2-VM34SS	650-9034	3085670
SPORT GT	1990	VM 30SS-2	650-9016	3083576
SPORT TOURING	2000-03	2-VM34SS	650-9034	3085670
SPORT TOURING / INT'L	2004	2-VM34SS	650-9034	3085670
SPORT TOURING ES EURO	2001-02	2-VM34SS	650-9034	3085670
SPRINT	1986-87	VM 30SS-2	650-9016	3083576
STAR LITE	1993-95	VM 30SS-2	650-9016	3083576
STAR LITE EURO	1993	VM 30SS-2	650-9016	3083576
STAR LITE GT	1993-94	VM 30SS-2	650-9016	3083576
STAR LITE GT EURO	1993	VM 30SS-2	650-9016	3083576
SUPER SPORT	1982-86	VM 32-34	650-9020	3085044
SUPERSPORT	2005-06	2-VM34SS	650-9034	3085670
SUPERSPORT	1999-00, 02	2-VM34SS	650-9034	3085670
SUPERSPORT EDGE	2001, 03-04, 07	2-VM34SS	650-9034	3085670
SUPERSPORT EDGE X F/O	2003	2-VM34SS	650-9034	3085670
SUPERSPORT M-10 F/O	2003	2-VM34SS	650-9034	3085670
SUPERSPORT M-10 X F/O	2003	2-VM34SS	650-9034	3085670
SUPERTRAK	1989-92	VM 32-34	650-9020	3085044
TRAIL	1985-86	VM 38 SS	650-9019	3083171
TRAIL	1987-88	VM 30SS-2	650-9016	3083576
TRAIL BOSS	1988		650-9038	3083171, 3084325
TRAIL DELUXE	1988	VM 30SS-2	650-9016	3083576
TRAIL ES	1987-88	VM 30SS-2	650-9016	3083576
TRAIL RMK	1999-10	2-VM34SS	650-9034	3085670
TRAIL SKS	1987-88	VM 30SS-2	650-9016	3083576
TRAIL SKS EURO	1999	2-VM34SS	650-9034	3085670
TRAIL SP	1986	VM 38 SS	650-9019	3083171
TRAIL SP	1988	VM 30SS-2	650-9016	3083576
TRAIL TOURING (ALL OPTIONS)	2000, 02-10	2-VM34SS	650-9034	3085670
TRAIL/SWE/SP/ES/SKS	1985-87		650-9038	3083171, 3084325
TX	1974-80	VM 32-34	650-9020	3085044
TX 250	1975		650-9017	3082255
TX 295, 340, 500	1973	VM 30-32	650-9000	1251070
TX-C	1979-80	VM 32-34	650-9020	3085044
TX-L 340	1977-79	VM 38	650-9021	3082720
TXL 340 . TX-L INDY 340	1980-82	VM 38	650-9021	3082720
WIDETRAK GT, LX	1990-15	VM 32-34	650-9020	3085044
XCF	1999	2-VM34SS	650-9034	3085670
XCF EDGE	2000	2-VM34SS	650-9034	3085670
XCF SP	1999	2-VM34SS	650-9034	3085670
XCF SP EDGE	2001	2-VM34SS	650-9034	3085670
XLT	1993-97	3 VM34	650-9030	3084438
XLT CLASSIC	1998	3-VM38	650-9029	3084673
XLT CLASSIC	1999	3 VM34	650-9030	3084438
XLT CLASSIC, TOURING	1999	VM 30-34	650-9004	3084438
XLT LTD	1997-98	3 VM34	650-9030	3084438
XLT LTD SP	1997	3-VM38	650-9029	3084673
XLT RMK	1995-97	3 VM34	650-9030	3084438
XLT SKS	1993-97	3 VM34	650-9030	3084438
XLT SP	1992-95	3 VM34	650-9030	3084438
XLT SP	1996-98	3-VM38	650-9029	3084673
XLT SP LT	1995	3 VM34	650-9030	3084438
XLT SP XTRA	1994	3 VM34	650-9030	3084438
XLT TOURING	1999	3 VM34	650-9030	3084438
XLT TOURING	1995-97	3 VM34	650-9030	3084438
XLT TOURING	1998	3-VM38	650-9029	3084673
XLT, SKS, SP, TOURING	1993-97	VM 30-34	650-9004	3084438
Rupp™				
ALL MODELS WITH KOHLER ENGINES		VM 36, 38 HD	650-9025	37066 / 36816
ALL MODELS WITH XENOAH ENGINES		VM 30, 32, 34 HD	650-9004	37868
Ski-Doo™				
ALPINE	1983-92	VM 34-STRAIGHT	650-9001	570-1346-00
ALPINE	1980-82	VM 30-34	650-9004	404-1001-00
BACKCOUNTRY 600R ETEC	2019-21		650-9203	420-8673-90
BACKCOUNTRY 850 ETEC	2019-21		650-9203	420-8673-90
BLIZZARD	1978-81	VM 30-34	650-9004	404-1001-00
BLIZZARD	1979-84	VM-34	650-9013	420-8674-81, 570-1339-00
BLIZZARD	1979-82	VM 36-38	650-9025	404-1000-00

See Pages 871-878 For Complete Reed Kits

TERMS & INDEX

NEW

HELMETS

HELMET ACCESSORIES

APPAREL

ACCESSORIES

TRACKS & SUSPENSION

STEERING

TRANS MISSION

PLOW & WINCH

WIND SHIELDS

BRAKES & CARB.

ENGINE PARTS

ELECTRICAL

TRAILER

CHEMICALS

TECH & TOOLS

P.O.P

CARBURETOR ADAPTERS

CODE = B

KEYWORD = 16

See Pages 672-676 for Photos



Model	Year	Type	Part No.	OEM
Ski-Doo™				
CITATION 3500	1980-84	VM 34 -ANGLE	650-9023	570-1261-00
CITATION 4500	1980-83	VM 34 -ANGLE	650-9002	570-1262-00
CITATION LS, LSE	1985-91	VM 34 -ANGLE	650-9011	570-0155-00
CITATION SS	1980-83	VM 34 -ANGLE	650-9023	570-1263-00
ELAN 250	1980-96	VM 26	650-9022	570-0168-00
ELITE	1981-82	VM 34-STRAIGHT	650-9001	570-1346-00
ELITE	1978-80	VM 30-34	650-9004	404-1001-00
EVEREST	1980-83	VM 34-STRAIGHT	650-9001	570-1346-00
EVEREST	1977-79	VM 30-34	650-9004	404-1001-00
EXPEDITION 550F	2005-08		650-9092	420-8673-00
EXPEDITION LE/SE 600R ETEC	2020-21		650-9203	420-8673-90
EXPEDITION SPORT 550F	2010-20		650-9094	420-6676-00
EXPEDITION SWT 600R ETEC	2021		650-9203	420-8673-90
EXPEDITION XTREME 800R ETEC	2016-19		650-9093	420-8673-33
EXPEDITION XTREME 850 ETEC	2020-21		650-9203	420-8673-90
FORMULA III 600,LT	1996-97	3 VM36	650-9045	420-8677-76
FORMULA 377 SE	1998	2 VM30	650-9046	570-0668-00
FORMULA 500 DLX LC	2001	2 VM38	650-9047	420-8678-60, 420-8678-61, 420-8678-62
FORMULA 500/500 DLX	1997-98	2 VM38	650-9048	570-0481-00
FORMULA 583	1997	2 VM38	650-9048	570-0481-00
FORMULA 583 DLX	1998-99	2 VM38	650-9048	570-0481-00
FORMULA 600 DLX	2000	2 VM38	650-9048	570-0481-00
FORMULA DELUXE 380	1999-01	2 VM30	650-9046	570-0668-00
FORMULA DELUXE 500	1999-01	2 VM34	650-9046	570-0668-00
FORMULA III 800	2000	3 TM38 TPS	650-9049	420-8678-48
FORMULA MACH 1	1996	2 VM44	650-9050	570-0392-00
FORMULA MX	1985-92	VM 34-STRAIGHT	650-9012	570-0157-00
FORMULA MXZ 583	1996-97	2 VM38	650-9048	570-0481-00
FORMULA MXZ 670	1997	2 VM38	650-9048	570-0481-00
FORMULA PLUS	1989-92	VM 34-STRAIGHT	650-9012	570-0157-00
FORMULA PLUS	1985-88	VM 40	650-9014	570-0164-00
FORMULA S, SL	1998-99	2 VM34	650-9046	570-0668-00
FORMULA S, SL	1996-97	2 VM34	650-9055	570-0450-00
FORMULA SLS	1996	2 VM38	650-9048	570-0481-00
FORMULA SS	1995-96	VM 40	650-9014	570-0164-00
FORMULA STX/STX LT	1996	2 VM38	650-9052	570-0254-00
FORMULA Z	1994	VM 40	650-9014	570-0164-00
FORMULA Z	1997	2 VM38	650-9048	570-0481-00
FORMULA Z 500	1999	2 VM38	650-9048	570-0481-00
FORMULA Z 583	1997-99	2 VM38	650-9053	570-048-400
FORMULA Z 583/670	1998-99	2 VM38	650-9048	570-0481-00
FORMULA Z 600	2000	2 VM40	650-9054	420-8678-05
FORMULA Z 670	1995-96	2 VM44	650-9050	570-0392-00
FORMULA Z 670	1997-99	2 VM40	650-9053	570-048-400
FREERIDE 800R E-TEC	2012-17		650-9093	420-8673-33
FREERIDE 850 ETEC	2018-21		650-9203	420-8673-90
FREESTYLE PARK 550F	2007-08		650-9092	420-8673-00
FREESTYLE SESSION 550F	2007		650-9092	420-8673-00
GRAND TOURING 380F	2002-03		650-9206	512-0594-78
GRAND TOURING 500	2001	2 VM38	650-9047	420-8678-60, 420-8678-61, 420-8678-62
GRAND TOURING 500	1996-99	2 VM38	650-9048	570-0481-00
GRAND TOURING 550F	2003		650-9100	420-8671-00
GRAND TOURING 580	1996	2 VM38	650-9052	570-0254-00
GRAND TOURING 583	1997-99	2 VM38	650-9048	570-0481-00
GRAND TOURING 600	2000	2 VM40	650-9054	420-8678-05
GRAND TOURING 700 SE	1997	3 VM38 DPM	650-9045	420-8677-76
GRAND TOURING LTD/SPORT 600R ETEC	2019-21		650-9203	420-8673-90
GRAND TOURING SE	1999-00	3 TM38 TPS	650-9049	420-8678-48
GRAND TOURING SE 670	1994-96	VM 40	650-9014	570-0164-00
GRAND TOURING SPORT 550F	2010-20		650-9094	420-6676-00
GRAND TOURING SPORT 600	2010-14		650-9095	420-6674-90
GSX 380F	2005-06		650-9206	512-0594-78
GSX 500 SS	2004-07		650-9085	420-8678-85
GSX 550F	2005-09		650-9092	420-8673-00
GSX 800 HO	2004-06		650-9083	420-6671-09
GSX LTD 800R PTEK	2008		650-9080	420-6674-72
GSX SE 800R HO/ E-TEC	2012		650-9093	420-8673-33
GSX SPORT 500SS	2008		650-9095	420-6674-90
GSX SPORT 550F	2010		650-9094	420-6676-00
GSX SPORT 600	2010		650-9095	420-6674-90

See Pages 871-878 For Complete Reed Kits

CARBURETOR ADAPTERS

CODE = B

KEYWORD = 16

See Pages 672-676 for Photos



Model	Year	Type	Part No.	OEM
Ski-Doo™				
GTX 380F	2005-06		650-9206	512-0594-78
GTX 500 SS	2005-07		650-9085	420-8678-85
GTX 550F	2005-09		650-9092	420-8673-00
GTX 800 HO	2005-06		650-9083	420-6671-09
GTX LTD 800 HO	2007		650-9083	420-6671-09
GTX SPORT 500 SS	2008		650-9085	420-8678-85
GTX SPORT 500SS	2009		650-9095	420-6674-90
LEGEND 380F	2002-04		650-9206	512-0594-78
LEGEND 500 SS	2004		650-9081	420-8678-82
LEGEND 500/600	2002-03		650-9081	420-8678-82
LEGEND 500F	2003		650-9100	420-8671-00
LEGEND 550F	2004		650-9100	420-8671-00
MACH 1 700	1997	3 VM38	650-9045	420-867-775
MACH I, XTC	1991-94	VM 40	650-9014	570-0164-00
MACH Z 1000 SDI (MAG)	2005		650-9084	420-6670-65
MACH Z 1000 SDI (PTO)	2005		650-9086	420-6670-60
MACH Z 1000 SDI ADRENALINE, X (MAG)	2006		650-9084	420-6670-65
MACH Z 1000 SDI ADRENALINE, X (PTO)	2006		650-9086	420-6670-60
MACH Z ADRENALINE (MAG)	2007		650-9084	420-6670-65
MACH Z ADRENALINE (PTO)	2007		650-9086	420-6670-60
MACH Z X (MAG)	2007		650-9084	420-6670-65
MACH Z X (PTO)	2007		650-9086	420-6670-60
MACH Z, Z LT	1997	3 TM38	650-9045	420-867-775
MACH Z/ZR MILLENNIUM	2000-03	3 TM38 TPS	650-9049	420-8678-48
MXZ 1000 SDI RENEGADE RT (MAG)	2007		650-9084	420-6670-65
MXZ 1000 SDI RENEGADE RT (PTO)	2007		650-9086	420-6670-60
MXZ 1000 SDI RENEGADE X (MAG)	2006-07		650-9084	420-6670-65
MXZ 1000 SDI RENEGADE X (PTO)	2006-07		650-9086	420-6670-60
MXZ 380 FAN	2001	2 VM30	650-9046	570-0668-00
MXZ 380F	2002-06		650-9206	512-0594-78
MXZ 440 FAN	1998	2 VM34	650-9046	570-0668-00
MXZ 440 FAN	1997	2 VM34	650-9055	570-0450-00
MXZ 500 SS ADRENALINDE	2004-07		650-9085	420-8678-85
MXZ 500 SS TRAIL	2004-07		650-9085	420-8678-85
MXZ 500 SS TRAIL	2008		650-9095	420-6674-90
MXZ 500 STD/SB/BLACK/TRAIL	2000-01	2 VM38	650-9047	420-8678-60, 420-8678-61, 420-8678-62
MXZ 500/600	2003		650-9081	420-8678-82
MXZ 550F	2005-09		650-9092	420-8673-00
MXZ 550F	2003-04		650-9100	420-8671-00
MXZ 550X	2006-09		650-9092	420-8673-00
MXZ 583	1996-98	2 VM44 DPM	650-9056	512-0590-47
MXZ 600/SB	1999-00	2 VM40	650-9054	420-8678-05
MXZ 600R ETEC (ALL)	2018-21		650-9203	420-8673-90
MXZ 600RS/RACING	2018-21		650-9203	420-8673-90
MXZ 670	1996-98	2 VM44 DPM	650-9056	512-0590-47
MXZ 670 H.O.	1999	2 VM44 DPM	650-9056	512-0590-47
MXZ 800 HO ADRENALINE & X	2004-06		650-9083	420-6671-09
MXZ 800 HO ADRENALINE PTEK	2007		650-9083	420-6671-09
MXZ 800 HO PTEK BLIZZARD	2007		650-9083	420-6671-09
MXZ 800 HO PTEK RENEGADE & RENEGADE X	2007		650-9083	420-6671-09
MXZ 800 HO RENEGADE & RENEGADE X	2004-06		650-9083	420-6671-09
MXZ 800 PTEK (ALL)	2008-11		650-9080	420-6674-72
MXZ 850 ETEC (ALL)	2017-21		650-9203	420-8673-90
MXZ SPORT 550F	2011-14		650-9094	420-6676-00
MXZ SPORT 600 CARB	2010-20		650-9095	420-6674-90
MXZ TNT 500SS	2008-09		650-9095	420-6674-90
MXZ TNT 550F	2010-12		650-9094	420-6676-00
MXZ TNT 600	2010-12		650-9095	420-6674-90
MXZ TNT 800R ETEC	2011-17		650-9093	420-8673-33
MXZ X 800 ETEC (XP & XS)	2010-17		650-9093	420-8673-33
MXZ X 800 HO PTEK	2007		650-9083	420-6671-09
MXZ X-RS 800 HO PTEK	2007		650-9083	420-6671-09
MXZ X-RS 800R ETEC	2011-17		650-9093	420-8673-33
NORDIK	1987-88	VM 34-STRAIGHT	650-9001	570-1346-00
NORDIK	1981-83	VM 34 -ANGLE	650-9002	570-1262-00
OLYMPIQUE	1977-79	VM 30-34	650-9004	404-1001-00
RENEGADE 600R ETEC (ALL)	2019-21		650-9203	420-8673-90
RENEGADE 800 PTEK (ALL)	2010-11		650-9080	420-6674-72
RENEGADE 850 ETEC (ALL)	2017-21		650-9203	420-8673-90

TERMS & INDEX
NEW
HELMETS
HELMET ACCESSORIES
APPAREL
ACCESSORIES
TRACKS & SUSPENSION
STEERING
TRANS MISSION
PLOW & WINCH
WIND SHIELDS
BRAKES & CARB.
ENGINE PARTS
ELECTRICAL
TRAILER
CHEMICALS
TECH & TOOLS
P.O.P

See Pages 871-878 For Complete Reed Kits

CARBURETOR ADAPTERS

CODE = B

KEYWORD = 16

See Pages 672-676 for Photos



TERMS & INDEX

NEW

HELMETS

HELMET ACCESSORIES

APPAREL

ACCESSORIES

TRACKS & SUSPENSION

STEERING

TRANS MISSION

PLOW & WINCH

WIND SHIELDS

BRAKES & CARB.

ENGINE PARTS

ELECTRICAL

TRAILER

CHEMICALS

TECH & TOOLS

P.O.P

Model	Year	Type	Part No.	OEM
Ski-Doo™				
RENEGADE ADRENALINE 800R ETEC	2011-17		650-9093	420-8673-33
RENEGADE BACKCOUNTRY/X 800R ETEC	2011-17		650-9093	420-8673-33
RENEGADE ENDURO 800R ETEC	2018		650-9093	420-8673-33
RENEGADE SPORT 550F	2010-14		650-9094	420-6676-00
RENEGADE SPORT 600 CARB	2015-20		650-9095	420-6674-90
RENEGADE X 800R ETEC	2011-17		650-9093	420-8673-33
RV	1976-79	VM 30-34	650-9004	404-1001-00
SAFARI	1984-88	VM 34-STRAIGHT	650-9001	570-1346-00
SAFARI	1991-92	VM 34-STRAIGHT	650-9001	570-1346-00
SKANDIC	1987	VM 34-STRAIGHT	650-9001	570-1346-00
SKANDIC	1992	VM 34-STRAIGHT	650-9001	570-1346-00
SKANDIC	1982-87	VM 34 -ANGLE	650-9002	570-1262-00
SKANDIC	1983	VM 34 -ANGLE	650-9023	570-1261-00
SKANDIC 380	1998-00	2 VM30	650-9046	570-0668-00
SKANDIC 380, 500	1996-97	2 VM30/34	650-9055	570-0450-00
SKANDIC 440 F	2001-02	VM-34	650-9013	420-8674-81, 570-1339-00
SKANDIC 440 FAN	2001-02	2 VM34	650-9013	420-8674-81, 570-1339-00
SKANDIC 497 SWT	1997-98	2 VM34	650-9013	420-8674-81, 570-1339-00
SKANDIC 500	1998-00	2 VM34	650-9046	570-0668-00
SKANDIC 500 WT/SWT	1999-02	2VM34	650-9097	M5342627
SKANDIC 550 F SUV	2004-07		650-9088	420-8671-05
SKANDIC 550 F SWT	2005-07		650-9088	420-8671-05
SKANDIC 550 F WT	2005-07		650-9088	420-8671-05
SKANDIC 550 F WT/SWT	2012-20		650-9094	420-6676-00
SKANDIC 600	2002-03	2 VM38	650-9047	420-8678-60, 420-8678-61, 420-8678-62
SKANDIC 600 WIDE TRACK LC	2001	2 VM40	650-9054	420-8678-05
SKANDIC 600R SWT/WT	2021		650-9203	420-8673-90
SKANDIC SUPER WIDE TRACK /LC	1997-98	VM-34	650-9013	420-8674-81, 570-1339-00
SKANDIC SUV 600	2003-09	2 VM38	650-9047	420-8678-60, 420-8678-61, 420-8678-62
SKANDIC TUNDRA	2010		650-9094	420-6676-00
SKANDIC TUNDRA LT 550F	2008-09		650-9092	420-8673-00
SKANDIC WIDE TRACK /LC	1996-98	VM-34	650-9013	420-8674-81, 570-1339-00
SKANDIC WT 600	2005-10	2 VM38	650-9047	420-8678-60, 420-8678-61, 420-8678-62
SKANDIC WTLC	2004	2 VM38	650-9047	420-8678-60, 420-8678-61, 420-8678-62
SKANDICLT 440F	2003-07	VM-34	650-9013	420-8674-81, 570-1339-00
SUMMIT 1000 HIGHMARK, X (MAG)	2005-07		650-9084	420-6670-65
SUMMIT 1000 HIGHMARK, X (PTO)	2005-07		650-9086	420-6670-60
SUMMIT 1000 SDI (MAG)	2005-06		650-9084	420-6670-65
SUMMIT 1000 SDI (PTO)	2005-06		650-9086	420-6670-60
SUMMIT 500/583	1996-99	2 VM38	650-9048	570-0481-00
SUMMIT 550F	2005-09		650-9092	420-8673-00
SUMMIT 550F	2003-04		650-9100	420-8671-00
SUMMIT 600	2002		650-9081	420-8678-82
SUMMIT 600/SB	1999-00	2 VM38	650-9048	570-0481-00
SUMMIT 670	1995	VM 40	650-9014	570-0164-00
SUMMIT 670	1996-98	2 VM40	650-9053	570-048-400
SUMMIT 800 HO	2004-05		650-9083	420-6671-09
SUMMIT 800 HO ADRENALINE & X	2006		650-9083	420-6671-09
SUMMIT 800 R ADRENALINE	2007		650-9083	420-6671-09
SUMMIT 800R PTEK	2008-16		650-9080	420-6674-72
SUMMIT EVEREST 500SS	2009		650-9095	420-6674-90
SUMMIT EVEREST 800R ETEC	2011		650-9093	420-8673-33
SUMMIT FREERIDE 800R ETEC	2011		650-9093	420-8673-33
SUMMIT SP 800R ETEC	2012-17		650-9093	420-8673-33
SUMMIT SP/X 600R ETEC	2019-21		650-9203	420-8673-90
SUMMIT SP/X 850 ETEC	2017-21		650-9203	420-8673-90
SUMMIT SPORT 600	2010-20		650-9095	420-6674-90
SUMMIT X	2007		650-9083	420-6671-09
SUMMIT X 800 HO	2003		650-9083	420-6671-09
SUMMIT X 800R ETEC	2011-17		650-9093	420-8673-33
SUMMIT XRS	2007		650-9083	420-6671-09
TNT	1976, 78	VM-30-34	650-9004	404-1001-00
TNT	1977	VM 36-38	650-9025	404-1000-00
TOURING 380,500	2001	2 VM30/34	650-9046	570-0668-00
TOURING 500 LC	2000	2 VM38	650-9048	570-0481-00
TOURING E,LT, LE,,SLE	1996-97	2 VM34	650-9055	570-0450-00
TOURING E/LE/SLE	1998-00	2 VM34	650-9046	570-0668-00
TUNDRA	1985-92	VM 34 -ANGLE	650-9011	570-0155-00
TUNDRA LL LT	1996-98	2 VM38	650-9052	520-0254-00
TUNDRA LT 550F/SPORT/STD/WT	2012-20		650-9094	420-6676-00
TUNDRA/R	1998-02	2 VM38	650-9052	520-0254-00

CARBURETOR ADAPTERS

CODE = B

KEYWORD = 16

See Pages 672-676 for Photos



Model	Year	Type	Part No.	OEM
Sno-Jet™				
ASTRO 340, 440	1977	VM 30-34	650-9004	16065-3011
SST 440	1977	VM 36-38	650-9025	16065-3007
Yamaha™				
APEX (ALL)	2006-16		650-9072	8FP-13586-00-00
ATTAK	2006-07		650-9072	8FP-13586-00-00
ATTAK GT	2007		650-9072	8FP-13586-00-00
BRAVO 250 (ALL)	1982-00	BD 32-38	650-9008	8R4-13555-00
EC 340	1981-88	VM 30, 32, 34 HD	650-9004	8G8-13555-01-00
EC 540	1979-80, 82	VM 40-44	650-9006	8H8-13555-01
ET 300, 410	1980-92	VM 30, 32, 34 HD	650-9004	8G8-13555-01-00
ET 340	1978-92	VM 30, 32, 34 HD	650-9004	8G8-13555-01-00
EX 440	1980-81	VM 40-44	650-9006	8H8-13555-01
FX NYTRO (ALL)	2008-14		650-9202	8GL-13595-00-00
MOUNTAIN MAX 600	1997-99		650-9070	8CR-13555-00
MOUNTAIN MAX 700	1997-98		650-9070	8CR-13555-00
PHAZER 480 (ALL)	1984-99	B 32-38	650-9028	8V0-13555-00
RX WARRIOR, LE	2004-05		650-9073 (LEFT)	8FA-13586-00-00
RX WARRIOR, LE	2004-05		650-9074 (RIGHT)	8FA-13596-00-00
RX-1	2003-05		650-9073 (LEFT)	8FA-13586-00-00
RX-1	2003-05		650-9074 (RIGHT)	8FA-13596-00-00
RX-1 ER	2003-05		650-9073 (LEFT)	8FA-13586-00-00
RX-1 ER	2003-05		650-9074 (RIGHT)	8FA-13596-00-00
RX-1 ER LE	2003-05		650-9073 (LEFT)	8FA-13586-00-00
RX-1 ER LE	2003-05		650-9074 (RIGHT)	8FA-13596-00-00
RX-1 LE	2003-04		650-9073 (LEFT)	8FA-13586-00-00
RX-1 LE	2003-04		650-9074 (RIGHT)	8FA-13596-00-00
RX-1 MTN	2003-05		650-9073 (LEFT)	8FA-13586-00-00
RX-1 MTN	2003-05		650-9074 (RIGHT)	8FA-13596-00-00
RX-1 MTN LE	2003-05		650-9073 (LEFT)	8FA-13586-00-00
RX-1 MTN LE	2003-05		650-9074 (RIGHT)	8FA-13596-00-00
SIDEWINDER (ALL)	2017-21		650-9202	8GL-13595-00-00
SR 540	1980-88	VM 40-44	650-9006	8H8-13555-01
SRVIPER (ALL)	2014-21		650-9202	8GL-13595-00-00
SS 440	1980	VM 30, 32, 34 HD	650-9004	8G8-13555-01-00
SS 440	1981-83	VM 40-44	650-9006	8H8-13555-01
SX 500	2000-01		650-9070	8CR-13555-00-00
SX 500R	2000-01		650-9070	8CR-13555-00-00
SX VENOM	2004-06		650-9065	8CH-13555-00-00
SX VENOM ER	2004, 06		650-9065	8CH-13555-00-00
SX VIPER MTN	2003-06		650-9064	8EK-13555-00-00
SX VIPER, ER	2002-04		650-9064	8EK-13555-00-00
SXVIPER	2017		650-9202	8GL-13595-00-00
VENTURE 500	1997-01		650-9070	8CR-13555-00-00
VENTURE 600	1997-98		650-9070	8CR-13555-00-00
VENTURE 600	1999-06		650-9065	8CH-13555-00-00
VENTURE TF	1999-00	B 32-38	650-9028	8V0-13555-00
VENTURE TF, XL 480	1991-98	B 32-38	650-9028	8V0-13555-00
VK 540, 540 II	1988-02	VM 30, 32, 34 HD	650-9004	8G8-13555-01-00
VMAX 500	1997-01		650-9070	8CR-13555-00
VMAX 540	1983-91		650-9009	8A8-13555-01
VMAX 600 (ALL)	1997-99		650-9070	8CR-13555-00
VMAX 700 SX	1997		650-9070	8CR-13555-00
VT500C	1999		650-9070	8CR-13555-00
XL-V 540	1985-90	VM 30, 32, 34 HD	650-9004	8G8-13555-01-00

TERMS & INDEX

NEW

HELMETS

HELMET ACCESSORIES

APPAREL

ACCESSORIES

TRACKS & SUSPENSION

STEERING

TRANS MISSION

PLOW & WINCH

WIND SHIELDS

BRAKES & CARB.

ENGINE PARTS

ELECTRICAL

TRAILER

CHEMICALS

TECH & TOOLS

P.O.P

AIR-BOX SOCKETS

CODE = B

KEYWORD = 16



Model	Year	Part No.	OEM
BRP™ / Ski-Doo™			
EXPEDITION LE/SE 600 ETEC	2011-19	650-8100	508-0005-73, 508-0006-14
EXPEDITION TUV 600HO SDI XU	2009-10	650-8100	508-0005-73, 508-0006-14
FREERIDE 800R ETEC	2012-17	650-8100	508-0005-73, 508-0006-14
GRAND TOURING LE 600HO ETEC	2010-18	650-8100	508-0005-73, 508-0006-14
GSX LE 600HO ETEC	2009-15	650-8100	508-0005-73, 508-0006-14
GSX LTD 600 HO SDI	2008	650-8100	508-0005-73, 508-0006-14
GSX LTD TOURING 600 HO SDI	2008	650-8100	508-0005-73, 508-0006-14
GSX SE 600HO ETEC	2012-15	650-8100	508-0005-73, 508-0006-14
GSX SE 800R ETEC XR	2012-15	650-8100	508-0005-73, 508-0006-14
GTX LE 600 HO ETEC	2009	650-8100	508-0005-73, 508-0006-14
MX Z ADRENALINE 600 HO ETEC	2009-10	650-8100	508-0005-73, 508-0006-14
MX Z ADRENALINE 600 HO SDI	2008	650-8100	508-0005-73, 508-0006-14
MX Z RENEGADE 600/X HO ETEC	2009	650-8100	508-0005-73, 508-0006-14
MX Z RENEGADE/X 600 HO SDI	2008	650-8100	508-0005-73, 508-0006-14
MX Z TNT 600 HO ETEC	2009-17	650-8100	508-0005-73, 508-0006-14
MX Z TNT 800R ETEC	2011-17	650-8100	508-0005-73, 508-0006-14
MX Z X 600 HO SDI	2008	650-8100	508-0005-73, 508-0006-14
MX Z X 600HO ETEC	2009-17	650-8100	508-0005-73, 508-0006-14
MX Z X 800R ETEC	2010-17	650-8100	508-0005-73, 508-0006-14
MX Z X-RS 600HO ETEC	2010-17	650-8100	508-0005-73, 508-0006-14
MX Z X-RS 800R ETEC	2011-17	650-8100	508-0005-73, 508-0006-14
RENEGADE ADRENALINE 600HO ETEC	2010-17	650-8100	508-0005-73, 508-0006-14
RENEGADE ADRENALINE 800R ETEC	2011-17	650-8100	508-0005-73, 508-0006-14
RENEGADE BACK COUNTRY/X 600HO ETEC	2010-17	650-8100	508-0005-73, 508-0006-14
RENEGADE BACK COUNTRY/X 800R ETEC	2011-17	650-8100	508-0005-73, 508-0006-14
RENEGADE X 600HO ETEC	2010-17	650-8100	508-0005-73, 508-0006-14
RENEGADE X 800R ETEC	2011-16	650-8100	508-0005-73, 508-0006-14
RENEGADE X-RS 800R ETEC	2015-17	650-8100	508-0005-73, 508-0006-14
SKANDIC WT/SWT 600 ETEC	2011-17	650-8100	508-0005-73, 508-0006-14
SUMMIT EVEREST 600HO ETEC	2009-11	650-8100	508-0005-73, 508-0006-14
SUMMIT EVEREST 800R ETEC	2011	650-8100	508-0005-73, 508-0006-14
SUMMIT FREERIDE 800R ETEC	2011	650-8100	508-0005-73, 508-0006-14
SUMMIT SP 600HO ETEC	2012-17	650-8100	508-0005-73, 508-0006-14
SUMMIT SP 800R ETEC	2012-17	650-8100	508-0005-73, 508-0006-14
SUMMIT X 600 HO ETEC	2009-11	650-8100	508-0005-73, 508-0006-14
SUMMIT X 800R ETEC	2011-17	650-8100	508-0005-73, 508-0006-14
TUNDRA XTREME 600HO ETEC	2011-17	650-8100	508-0005-73, 508-0006-14
Polaris™			
700 CLASSIC	2006	650-9063	5412359
700 HO TOURING	2006	650-9063	5412359
700/900 FUSION F/O	2006	650-9063	5412359
700/900 RMK	2006	650-9063	5412359
900 FUSION	2005	650-9063	5412359
900 RMK ALL OPTIONS	2005	650-9063	5412359
900 SWITCHBACK	2005-06	650-9063	5412359



650-8100
(Sold with Clamp)



650-9063





BRP™ / SKI-DOO™

Part No.	Code	Keyword
660-1500	B	16


For Teflon Fuel Pump
Ski-Doo™ # 403.8004.00, 403.9005.00
1985-90 Formula MX, Plus,
Mach I, 1987-88 Escapade, Stratos,
1989-90 Safari LX,LXE.



MIKUNI

Part No.	Code	Keyword
660-1510	B	16

OE #: MK-DF52
OE Style
High Performance Fuel Pump
for Mikuni Replaces all Mikuni
DF-52 Double or Triple.



MIKUNI

Part No.	Code	Keyword
660-1512	B	16

OE #: MK-DF62
High Performance Mikuni Pentagon Pump.



MIKUNI

Part No.	Code	Keyword
660-1511	B	16


For Fuel Pump
Replaces Mikuni MK-DF52. Fits Mikuni Fuel
Pumps DF52-21,
DF52-73, DF52-92.



Photo not available
at press time




Part No.	Code	Keyword
660-1515	B	16



UNIVERSAL

Part No.	Code	Keyword
660-1501	B	16

Square
For Fuel Pump Mikuni DF-52-135
Arctic Cat™ # 0636-640
1990 Prowler **1991-93** EXT, **1991-94**
Cougar, Cheetah, Jag,
1992-93 Panther
Ski-Doo™ # 403.8006.00, 403.8007.00
1991-94 Formula, Safari, L, LX, DeLuxe, Rally,
1994 Grand Touring, Skandic 377, 503.



UNIVERSAL

Part No.	Code	Keyword
660-1503	B	16

Small Round: 2 1/16" Dia.
For Mikuni Single Pump. For all single
outlet Mikuni fuel pumps.



UNIVERSAL

Part No.	Code	Keyword
660-1504	B	16

Rectangular
For Mikuni Single Pump Wafer Type
For single outlet late model Mikuni
Wafer DF44RK
Arctic Cat™ # 0636-272
Bombardier™ # 403.8003.00
Polaris™ # 3083115, 3083116, 3083117.



YAMAHA™

Part No.	Code	Keyword
660-1505	B	16

Keihin Triangular Fuel Pump
Replaces Yamaha™ #:
8A5-24410-00-00
8A5-24410-01-00
8K4-24410-00-00



Part No.	Code	Keyword
660-1513	B	16

Repair kit for Part No. **660-1110**
Fuel Pump

INSERTION TOOL FOR MIKUNI PLUG



Part No.	Code	Keyword
660-1600	B	17

Mikuni check valve grommet installation
tool. Works on grommets found in most
Mikuni pumps and Super BN
carburetors.

FUEL PUMP REBUILD KITS

CODE = B

KEYWORD = 16



See Page 689 for Images

CC	Model	Year	Fuel Pump Rebuild Kit
Arctic Cat™			
250cc	El Tigre 250 "Z" (Kawasaki) FA/2	1975	660-1510
250cc	Lynx 2000 S	1977 - 1980	660-1504
275cc	Jag 2000	1977 - 1980	660-1504
275cc	Lynx 2000 T	1977 - 1980	660-1504
290cc	EXT/El Tigre (Kawasaki) FA/2	1974	660-1510
292cc	Lynx (Kawasaki) FC/1	1974	660-1510
340cc	Bear Cat 340	1995 - 1996	660-1504
340cc	Bear Cat 340	1997 - 2000	660-1504
340cc	El Tigre (Kawasaki) FA/2	1973 - 1974	660-1510
340cc	El Tigre Cross Country	1977	660-1510
340cc	Jag	1987 - 1990	660-1504
340cc	Jag 3000 FA/2	1976 - 1980	660-1504
340cc	Jag 3000 FC/2	1979 - 1980	660-1504
340cc	Jag 340	1998 - 1999	660-1504
340cc	Jag 340	2000	660-1504
340cc	Jag AFS Deluxe	1991	660-1504
340cc	Jag Deluxe	1987 - 1990	660-1504
340cc	Jag Deluxe	1998 - 1999	660-1504
340cc	Jag Deluxe	2000	660-1504
340cc	Jag Mountain Cat	1990 - 1991	660-1504
340cc	Lynx	1991 - 1993	660-1504
340cc	Lynx Deluxe	1991 - 1993	660-1504
340cc	Lynx Mountain Cat	1991 - 1993	660-1504
340cc	Panther 340	1998 - 2000	660-1504
340cc	Puma	1994 - 1997	660-1504
340cc	Puma 2 Up	1994 - 1997	660-1504
340cc	Puma Deluxe	1994 - 1997	660-1504
340cc	Trail Cat 3000	1979	660-1504
370cc	Panther 370	1999	660-1504
370cc	Panther 370	2000 - 2001	660-1504
370cc	Panther 370	2002 - 2008	660-1504
370cc	Z 370	1999	660-1504
370cc	Z 370	2000 - 2001	660-1504
370cc	Z 370	2002 - 2008	660-1504
370cc	Z 370 ES	2000 - 2001	660-1504
370cc	Z 370 ES	2002 - 2003	660-1504
370cc	Z 370 LX	2004 - 2007	660-1504
400cc	Twin 400 (Kawasaki) FA/2	1974	660-1510
400cc	ZR 400	1995	660-1510
440cc	Bear Cat 440	1995 - 1996	660-1504
440cc	Bear Cat 440	1997 - 1998	660-1504
440cc	Bear Cat I	1999 - 2000	660-1504
440cc	Cheetah 440 1 Speed	1994	660-1504
440cc	Cheetah 440 2 Speed	1994	660-1504
440cc	Cheetah Touring	1991	660-1510
440cc	Cheetah Touring	1992 - 1993	660-1510
440cc	Cougar	1991	660-1510
440cc	Cougar	1992	660-1510
440cc	Cougar	1993 - 1994	660-1501
440cc	Cougar Mountain Cat	1993 - 1994	660-1501
440cc	El Tigre 4000	1977	660-1510
440cc	El Tigre 5000	1978 - 1988	660-1510
440cc	El Tigre 6000	1978	660-1510
440cc	El Tigre/Z (Kawasaki) FA/2	1973 - 1975	660-1510
440cc	Jag	1991 - 1996	660-1504
440cc	Jag	1997	660-1504
440cc	Jag 4000	1981 - 1988	660-1504
440cc	Jag AFS	1990	660-1504
440cc	Jag Deluxe	1990 - 1996	660-1504
440cc	Jag Deluxe	1997	660-1504
440cc	Jag Deluxe	1998 - 1999	660-1504
440cc	Jag FC/2	1995 - 1996	660-1504
440cc	Jag FC/2	1997 - 1999	660-1504
440cc	Jag FC/2	2000	660-1504
440cc	Jag LC/2	1996	660-1501
440cc	Jag Special	1991 - 1992	660-1504
440cc	Jag Z	1993	660-1504
440cc	Jag Z	1994	660-1504
440cc	Pantera	1985 - 1989	660-1510
440cc	Pantera	1990	660-1501
440cc	Pantera	1991 - 1992	660-1501
440cc	Panther 4000	1977 - 1978	660-1510
440cc	Panther 440	1980 - 1990	660-1504
440cc	Panther 440	1991 - 1995	660-1504

CC	Model	Year	Fuel Pump Rebuild Kit
Arctic Cat™			
440cc	Panther 440	1996	660-1504
440cc	Panther 440	1997 - 1999	660-1504
440cc	Panther 440	2000 - 2001	660-1504
440cc	Panther 440	2002	660-1504
440cc	Panther 440 FC/2	1995 - 1996	660-1504
440cc	Panther Deluxe	1989 - 1990	660-1504
440cc	Panther Deluxe	1991 - 1996	660-1504
440cc	Panther Liquid Cooled	1996	660-1501
440cc	Panther Mountain Cat	1989 - 1990	660-1504
440cc	Panther Mountain Cat	1991 - 1994	660-1504
440cc	Panther Rental	1995	660-1504
440cc	Prowler 2 Up	1991 - 1993	660-1501
440cc	Prowler 440	1990	660-1501
440cc	Prowler 440	1991 - 1993	660-1501
440cc	Prowler Mountain Cat	1990 - 1992	660-1501
440cc	Prowler Special	1991 - 1992	660-1501
440cc	Super Jag	1990	660-1504
440cc	Super Jag LT	1987 - 1988	660-1510
440cc	Super Jag LT	1989 - 1992	660-1504
440cc	Trail Cat 4000	1980 - 1981	660-1504
440cc	Z 440	1995 - 1996	660-1504
440cc	Z 440	1997 - 1999	660-1504
440cc	Z 440	2000 - 2001	660-1504
440cc	Z 440	2002 - 2005	660-1504
440cc	Z 440 ES	2001	660-1504
440cc	Z 440 ES	2002	660-1504
440cc	Z 440 ESR	2003	660-1504
440cc	Z 440 LX	2004 - 2006	660-1504
440cc	Z 440 Sno-Pro	1999	660-1504
440cc	Z 440 Sno-Pro	2000	660-1504
440cc	Z 440 Sno-Pro	2001	660-1510
440cc	Z 440 Sno-Pro	2002 - 2003	660-1510
440cc	ZL 440	1997 - 1999	660-1501
440cc	ZL 440	2000	660-1501
440cc	ZR 440	1993 - 1995	660-1510
440cc	ZR 440	1996 - 1998	660-1510
440cc	ZR 440 Sno-Pro	1997	660-1510
440cc	ZR 440 Sno-Pro	1998 - 1999	660-1510
440cc	ZR 440 Sno-Pro	2000	660-1510
440cc	ZR 440 Sno-Pro	2001	660-1510
440cc	ZR 440 Sno-Pro	2002	660-1515
440cc	ZR 440 Sno-Pro	2003 - 2006	660-1515
500cc	Cheetah	1986 - 1989	660-1510
500cc	Cheetah	1990	660-1501
500cc	Cheetah 5000	1977 - 1978	660-1510
500cc	Cheetah Touring	1988 - 1989	660-1510
500cc	Cheetah Touring	1990	660-1501
500cc	Cougar	1986 - 1990	660-1510
500cc	Cougar 5000	1985	660-1510
500cc	Cougar Mountain Cat	1986 - 1989	660-1510
500cc	Cougar Mountain Cat	1990	660-1501
500cc	El Tigre 5000	1979	660-1510
500cc	El Tigre 5000 FC	1977	660-1500
500cc	El Tigre 5000 FC	1978 - 1981	660-1500
500cc	El Tigre 6000	1979	660-1510
500cc	El Tigre 6000 LC	1980	660-1500
500cc	El Tigre 6000 LC	1981 - 1985	660-1510
500cc	Pantera 5000	1979	660-1500
500cc	Pantera 5000 FC/2	1976 - 1978	660-1500
500cc	Panther	1986 - 1988	660-1510
500cc	Panther 5000	1977 - 1979	660-1510
500cc	Panther 5000	1980 - 1981	660-1504
500cc	ZL 500	1998 - 1999	660-1510
500cc	ZL 500	2000	660-1510
500cc	ZR 500	1998 - 1999	660-1510
500cc	ZR 500	2000	660-1510
530cc	Cheetah	1987 - 1988	660-1510
530cc	El Tigre 6000	1986 - 1989	660-1510
530cc	El Tigre EXT	1989 - 1991	660-1510
530cc	El Tigre Mountain Cat	1989 - 1991	660-1510
550cc	Bear Cat 550	1995 - 1996	660-1510
550cc	Bear Cat Wide Track	1996 - 1999	660-1510
550cc	Bear Cat Wide Track	2000 - 2002	660-1510
550cc	Cheetah 550	1994	660-1510

FUEL PUMP REBUILD KITS

See Page 689 for Images

CODE = B

KEYWORD = 16



CC	Model	Year	Fuel Pump Rebuild Kit
Arctic Cat™			
550cc	Cougar	1995 - 1998	660-1510
550cc	Cougar 2 Up	1996	660-1510
550cc	Cougar Deluxe	1998	660-1510
550cc	Cougar Mountain Cat	1995 - 1998	660-1510
550cc	EXT	1992	660-1501
550cc	EXT	1993	660-1501
550cc	EXT Mountain Cat	1992	660-1501
550cc	EXT Special	1991	660-1501
550cc	Pantera 550	2002 - 2005	660-1510
550cc	Panther 550	1997 - 1999	660-1510
550cc	Panther 550	2000 - 2001	660-1510
550cc	Prowler 550 / 2 UP	1995	660-1510
550cc	ZL 550	2001	660-1510
550cc	ZL 550	2002 - 2003	660-1510
550cc	ZL 550 esr	2000 - 2001	660-1510
550cc	ZL 550 esr	2002 - 2003	660-1510
580cc	EXT 580	1993	660-1501
580cc	EXT 580	1994 - 1996	660-1510
580cc	EXT Powder Special	1995 - 1997	660-1510
580cc	EXT580 Mountain Cat	1993	660-1501
580cc	EXT580 Mountain Cat	1994	660-1510
580cc	ZR 580	1993 - 1996	660-1510
600cc	EXT 600 Triple All Models	1997 - 1998	660-1512
600cc	Powder Extreme	1997 - 1998	660-1512
600cc	Powder Special 600	1998	660-1510
600cc	Powder Special 600	1999	660-1512
600cc	ZR 600	1998	660-1510
600cc	ZR 600	1999	660-1512
600cc	ZR 600	2000	660-1512
600cc	ZR 600 Blair Morgan	2000	660-1512
600cc	ZR 600 EFI	1998	660-1510
600cc	ZR 600 LE	1999	660-1512
600cc	ZR 600 VEV	2001	660-1512
600cc	ZRT 600	1995	660-1510
600cc	ZRT 600	1996 - 1999	660-1512
600cc	ZRT 600	2000	660-1512
650cc	Wild Cat	1987	660-1510
650cc	Wild Cat	1988 - 1990	660-1510
650cc	Wild Cat Mountain Cat	1989 - 1990	660-1510
650cc	Wild Cat Mountain Cat	1992	660-1510
700cc	Powder Special 700/LE	1999	660-1512
700cc	Powder Special 700/LE	2000	660-1512
700cc	Saber Cat 700 EFI	2006	660-1512
700cc	Wild Cat	1991 - 1992	660-1510
700cc	Wild Cat	1993	660-1510
700cc	Wild Cat Mountain Cat	1991 - 1992	660-1510
700cc	Wild Cat Mountain Cat	1993	660-1510
700cc	ZL 700	2000	660-1512
700cc	ZR 700	1994 - 1995	660-1510
700cc	ZR 700	1999	660-1512
700cc	ZR 700	2000	660-1512
800cc	Pantera 800	1998 - 1999	660-1512
800cc	ZL 800 All Models	2001 - 2002	660-1512
800cc	ZR 800 All Models	2001 - 2002	660-1512
800cc	ZRT 800	1995	660-1510
800cc	ZRT 800	1996 - 1999	660-1512
800cc	ZRT 800	2000	660-1512
900cc	Thunder Cat Mountain Cat	1993 - 1994	660-1510
900cc	Thunder Cat Mountain Cat	1995	660-1510
900cc	Thunder Cat Mountain Cat	1996 - 1997	660-1512
1000cc	Pantera 1000	2000	660-1512
1000cc	Thunder Cat	1998 - 1999	660-1512
1000cc	Thunder Cat	2000	660-1512
1000cc	Thunder Cat Mountain Cat	1998 - 1999	660-1512
1000cc	Thunder Cat Mountain Cat	2000	660-1512
Kawasaki™			
340cc	Drifter Fan FC/2	1979 - 1980	660-1504
340cc	Drifter Fan FC/2	1981	660-1504
340cc	Drifter Free Air FA/2	1980	660-1504
340cc	Inviter FC/2	1978	660-1510
440cc	Drifter FC/2	1979	660-1510
440cc	Drifter FC/2	1980	660-1504
440cc	Drifter FC/2	1981	660-1504
440cc	Intriguer FC/2	1978	660-1510

CC	Model	Year	Fuel Pump Rebuild Kit
Polaris™			
175cc	Playmate/Colt/TC	1975 - 1976	660-1503
244cc	Colt 244 FC/1	1976 - 1978	660-1503
250cc	Colt	1975 - 1978	660-1500
250cc	Colt SS	1975 - 1976	660-1500
250cc	Colt SS	1977	660-1500
250cc	Gemini	1979 - 1980	660-1500
250cc	Star 250	1985	660-1503
250cc	Star 250	1986 - 1990	660-1504
250cc	Star Trak 250	1987 - 1990	660-1504
250cc	Starfire	1976	660-1500
250cc	StarLite 250	1991 - 1995	660-1504
250cc	StarLite GT 250	1993 - 1994	660-1504
250cc	TX	1975	660-1500
250cc	TX	1976 - 1979	660-1500
295cc	Starfire	1973	660-1500
340cc	Apollo/Cobra	1978 - 1979	660-1500
340cc	Apollo/Cutlass/Galaxie	1980 - 1981	660-1500
340cc	Colt SS	1977 - 1978	660-1500
340cc	Colt/Colt SS	1975 - 1976	660-1500
340cc	Electra	1974 - 1975	660-1503
340cc	Electra	1976 - 1977	660-1500
340cc	Indy Cross Country	1983	660-1500
340cc	Indy Sport	1987 - 1989	660-1504
340cc	Indy Sport GT	1989	660-1504
340cc	Starfire	1976	660-1500
340cc	TX	1975 - 1979	660-1500
340cc	TX/TX-C	1980	660-1500
340cc	TXL/TXL Indy	1977 - 1982	660-1500
400cc	400	1985 - 1986	660-1510
400cc	400	1987 - 1990	660-1510
400cc	400	1991	660-1510
400cc	400 SKS	1987	660-1510
400cc	Charger/Charger SS/TX	1971	660-1500
400cc	Indy	1984	660-1500
400cc	Indy 400 Classic	1988	660-1510
400cc	Indy 400 SKS	1988	660-1510
400cc	Indy/Indy SKS/Indy Classic	1984 - 1991	660-1510
400cc	Mustang/Custom	1971	660-1500
400cc	Trail 400	1987	660-1510
400cc	Trail 400 SKS	1987	660-1510
400cc	XC 400	1991	660-1510
440cc	440	1992	660-1510
440cc	440 Indy	1996 - 1997	660-1510
440cc	440 Indy	1998	660-1510
440cc	440 IQ / Euro	2005 - 2007	660-1512
440cc	440 L/C	1993 - 1995	660-1510
440cc	440 L/C	1996 - 1997	660-1510
440cc	440 Pro X LC/2	2001 - 2004	660-1512
440cc	440 XC	1997	660-1510
440cc	440 XC SP	2000	660-1512
440cc	440 XCR	1992 - 1994	660-1510
440cc	440 XCR	1995	660-1510
440cc	440 XCR	1996	660-1510
440cc	440 XCR	1997	660-1512
440cc	440 XCR	1998 - 1999	660-1512
440cc	440 XCR SP	1994 - 1995	660-1510
440cc	440 XCR SP	1996	660-1510
440cc	440 XCR SP	1999	660-1512
440cc	440 XCR SP	2000	660-1512
440cc	Cobra	1978 - 1979	660-1500
440cc	Cutlass SS 440	1981 - 1982	660-1500
440cc	Electra	1975 - 1977	660-1500
440cc	Galaxy	1980 - 1981	660-1500
440cc	Indy Trail	1983 - 1984	660-1500
440cc	Indy/Indy 440 SKS	1992 - 1995	660-1510
440cc	Sport SKS 440	1994	660-1510
440cc	Trail 440	1985	660-1500
440cc	TX	1975 - 1976	660-1500
440cc	TX	1980	660-1500
440cc	TX/X-TX	1977 - 1979	660-1500
500cc	500	1989 - 1992	660-1510
500cc	500 CARB	1995	660-1510
500cc	500 Carb SKS	1996	660-1510
500cc	500 Classic	1989 - 1995	660-1510

TERMS & INDEX

NEW

HELMETS

HELMET ACCESSORIES

APPAREL

ACCESSORIES

TRACKS & SUSPENSION

STEERING

TRANS MISSION

PLOW & WINCH

WIND SHIELDS

BRAKES & CARB.

ENGINE PARTS

ELECTRICAL

TRAILER

CHEMICALS

TECH & TOOLS

P.O.P

FUEL PUMP REBUILD KITS

CODE = B

KEYWORD = 16



See Page 689 for Images

CC	Model	Year	Fuel Pump Rebuild Kit
Polaris™			
500cc	500 Classic	1996 - 1997	660-1510
500cc	500 Classic	1998 - 1999	660-1510
500cc	500 Classic	2000	660-1510
500cc	500 Classic	2001 - 2002	660-1510
500cc	500 Classic	2003	660-1510
500cc	500 Classic	2004 - 2006	660-1510
500cc	500 Classic Touring	1993 - 1994	660-1510
500cc	500 Classic Touring	1996 - 1997	660-1510
500cc	500 Classic Touring	2001 - 2002	660-1510
500cc	500 Classic Touring	2003	660-1510
500cc	500 Edge	2003 - 2004	660-1510
500cc	500 Indy	1996 - 1997	660-1510
500cc	500 Indy	1998 - 1999	660-1510
500cc	500 Indy	2000	660-1510
500cc	500 Indy	2001 - 2002	660-1510
500cc	500 Indy	2003	660-1510
500cc	500 Indy	2004 - 2006	660-1510
500cc	500 RMK	1996 - 1997	660-1510
500cc	500 RMK	1998 - 1999	660-1510
500cc	500 RMK	2000 - 2001	660-1512
500cc	500 RMK	2002	660-1512
500cc	500 RMK Trail	1997 - 1998	660-1510
500cc	500 SKS	1989 - 1990	660-1500
500cc	500 SKS	1991	660-1510
500cc	500 SKS	1997	660-1510
500cc	500 SKS/SKS Euro	2002	660-1512
500cc	500 SP	1989 - 1990	660-1500
500cc	500 SP	1991	660-1510
500cc	500 XC	1999	660-1512
500cc	500 XC	2000 - 2001	660-1512
500cc	500 XC	2002	660-1512
500cc	500 XC	2003	660-1512
500cc	500 XC SP	1999	660-1512
500cc	500 XC SP	2000 - 2001	660-1512
500cc	500 XC SP	2002 - 2007	660-1512
500cc	500/600 XC SP	2004 - 2005	660-1512
500cc	Centurion	1979 - 1982	660-1500
500cc	Indy Super Sport 488/500	1997	660-1510
500cc	Indy Supertrak 488/500	1991 - 1993	660-1510
500cc	Indy Trail 488/500	1986	660-1510
500cc	Indy Trail 488/500	1987 - 1990	660-1500
500cc	Indy Trail 488/500	1991 - 1997	660-1510
500cc	Indy Trail Deluxe 488 / 500	1988 - 1990	660-1500
500cc	Indy Trail Deluxe 488 / 500	1991 - 1996	660-1510
500cc	Indy Trail Touring 488 / 500	1996 - 1997	660-1510
500cc	SKS Euro	2000 - 2001	660-1512
500cc	Trail 488	1985	660-1500
500cc	Trail 488	1986	660-1500
500cc	Trail ES 500	1987 - 1989	660-1500
500cc	Trail SKS 500	1988 - 1989	660-1500
500cc	Trail SP 500	1988 - 1989	660-1500
500cc	Trail Supertrak 500	1989 - 1990	660-1500
500cc	Trail Supertrak 500	1991	660-1510
500cc	Trail Widetrak 500	1990	660-1500
500cc	Wide Track LX/ Euro	2009	660-1510
500cc	Wide Trak GT 500	1993	660-1510
500cc	Wide Trak LX 500	1993 - 1995	660-1510
500cc	Wide Trak LX 500	2006 - 2015	660-1510
500cc	Widetrak 500	1991	660-1500
500cc	Widetrak 500	1992	660-1500
550cc	550 Classic	2006	660-1510
550cc	550 Edge LX	2007	660-1510
550cc	550 Indy	2014 - 2021	660-1510
550cc	550 Indy Adventure	2014 - 2021	660-1510
550cc	550 Indy EVO	2019 - 2021	660-1510
550cc	550 Indy LXT	2014 - 2021	660-1510
550cc	550 Indy Voyager	2014 - 2018	660-1510
550cc	550 IQ LXT/INTL	2011 - 2013	660-1510
550cc	550 IQ Shift/Euro	2009 - 2013	660-1510
550cc	550 LX	2007 - 2008	660-1510
550cc	550 RMK EVO	2020 - 2021	660-1510
550cc	550 Shift	2011 - 2013	660-1510
550cc	550 Voyager	2019 - 2021	660-1510
550cc	550 Wide Trak LX	2016 - 2019	660-1510

CC	Model	Year	Fuel Pump Rebuild Kit
Polaris™			
550cc	Super Sport 550	2006 - 2008	660-1510
550cc	Super Sport Edge 550	2007	660-1510
550cc	Super Sport/Euro 550	2008	660-1510
550cc	Trail RMK 550	2006 - 2010	660-1510
550cc	Trail Touring 550 / Deluxe	2006 - 2011	660-1510
600cc	600	1985	660-1510
600cc	600	1986 - 1987	660-1500
600cc	600 Classic	2001	660-1512
600cc	600 Classic	2002 - 2006	660-1512
600cc	600 Classic Edge	2001	660-1512
600cc	600 Classic Touring	2001	660-1512
600cc	600 Classic Touring	2002 - 2004	660-1512
600cc	600 Edge Touring	2005	660-1512
600cc	600 Edge Touring	2006	660-1512
600cc	600 HO Fusion F/O	2006	660-1512
600cc	600 HO IQ F/O	2007	660-1512
600cc	600 HO RMK 144 F/O	2006	660-1512
600cc	600 HO Switchback F/O	2006	660-1512
600cc	600 HO Switchback F/O	2007	660-1512
600cc	600 Indy	1983	660-1500
600cc	600 Indy/Indy LE	1984	660-1500
600cc	600 IQ Racer/INTL	2008 - 2018	660-1512
600cc	600 IQ Shift/Euro	2008 - 2009	660-1512
600cc	600 LE	1986 - 1987	660-1500
600cc	600 Pro X	2001	660-1512
600cc	600 Pro X	2002 - 2004	660-1512
600cc	600 RMK	1998	660-1512
600cc	600 RMK	1999	660-1512
600cc	600 RMK	2000 - 2001	660-1512
600cc	600 RMK	2002 - 2005	660-1512
600cc	600 RMK (144/155)	2007	660-1512
600cc	600 RMK 144	2008	660-1512
600cc	600 RR/Euro	2008 - 2009	660-1512
600cc	600 Rush Pro EFI	2011	660-1512
600cc	600 SE	1985	660-1500
600cc	600 Switchback	2004 - 2005	660-1512
600cc	600 Touring	2000 - 2001	660-1512
600cc	600 Touring	2006	660-1510
600cc	600 Triumph	2000	660-1510
600cc	600 XC	2003	660-1512
600cc	600 XC Deluxe	2000	660-1512
600cc	600 XC LC/2	1998 - 1999	660-1512
600cc	600 XC LC/2	2000	660-1512
600cc	600 XC LC/3	1997	660-1510
600cc	600 XC LC/3	1998	660-1512
600cc	600 XC LC/3	1999	660-1512
600cc	600 XC SP	1999	660-1512
600cc	600 XC SP	2000 - 2001	660-1512
600cc	600 XC SP	2002 - 2005	660-1512
600cc	600 XCR	1994	660-1510
600cc	600 XCR	1996	660-1510
600cc	600 XCR	1997 - 1998	660-1512
600cc	600 XCR SE	1997 - 1998	660-1512
600cc	600 XCR SP	1996	660-1512
600cc	HO RMK 144	2006	660-1512
600cc	HO RMK 144	2008	660-1512
600cc	HO RMK 144 / 155	2007	660-1512
600cc	Indy 600 XCR	1995 - 1996	660-1510
600cc	Indy Ultra SPX/SPX SE	1997	660-1512
600cc	Indy XLT Special XTRA	1994	660-1510
600cc	Indy XLT/SKS/SP	1992 - 1994	660-1510
600cc	XLT 600	1995 - 1997	660-1510
600cc	XLT Classic 600	1998 - 1999	660-1510
600cc	XLT LTD 600	1997 - 1998	660-1510
600cc	XLT LTD SP 600	1997	660-1510
600cc	XLT RMK 600	1995 - 1997	660-1510
600cc	XLT SKS 600	1995 - 1997	660-1510
600cc	XLT SP 600	1995	660-1510
600cc	XLT SP 600	1996 - 1999	660-1510
600cc	XLT Touring	1995 - 1997	660-1510
600cc	XLT Touring	1998 - 1999	660-1510
650cc	650 Indy	1988 - 1992	660-1510
650cc	650 SKS	1988 - 1991	660-1510
680cc	Ultra 680	1996 - 1998	660-1512

TERMS & INDEX
NEW
HELMETS
HELMET ACCESSORIES
APPAREL
ACCESSORIES
TRACKS & SUSPENSION
STEERING
TRANS MISSION
PLOW & WINCH
WIND SHIELDS
BRAKES & CARB.
ENGINE PARTS
ELECTRICAL
TRAILER
CHEMICALS
TECH & TOOLS
P.O.P

FUEL PUMP REBUILD KITS

See Page 689 for Images

CODE = B

KEYWORD = 16



TERMS & INDEX

CC	Model	Year	Fuel Pump Rebuild Kit
Polaris™			
680cc	Ultra SKS 680	1996	660-1512
680cc	Ultra SP 680	1996 - 1997	660-1512
680cc	Ultra Touring 680	1997 - 1998	660-1512
700cc	700 Classic	2001	660-1512
700cc	700 Classic	2002 - 2003	660-1512
700cc	700 Classic	2004	660-1512
700cc	700 EV XC SP Edge	2001	660-1512
700cc	700 RMK	1997 - 1998	660-1512
700cc	700 RMK	1999	660-1512
700cc	700 RMK	2000 - 2001	660-1512
700cc	700 RMK	2002 - 2005	660-1512
700cc	700 SKS	1997	660-1512
700cc	700 SKS	1999	660-1512
700cc	700 SKS	2000 - 2001	660-1512
700cc	700 SKS/Euro	2002	660-1512
700cc	700 Switchback	2004	660-1512
700cc	700 XC	1997 - 1998	660-1512
700cc	700 XC	1999	660-1512
700cc	700 XC	2001	660-1512
700cc	700 XC DLX	2000	660-1512
700cc	700 XC SP	1999	660-1512
700cc	700 XC SP	2000 - 2001	660-1512
700cc	700 XC SP	2002	660-1512
700cc	700 XC SP	2003 - 2005	660-1512
700cc	700 XCR	1998	660-1512
700cc	700 XCR	1999	660-1512
700cc	Indy Ultra	1998	660-1512
700cc	Indy Ultra SP/SKS/RMK	1996	660-1512
700cc	Indy Ultra/Ultra SP	1997	660-1512
700cc	Pro X 700	2003 - 2004	660-1512
750cc	Indy Storm/SKS	1993	660-1510
800cc	800 Classic	2004	660-1512
800cc	800 Classic Touring	2003 - 2004	660-1512
800cc	800 Edge Touring	2005	660-1512
800cc	800 LE	2001	660-1512
800cc	800 Pro X	2003 - 2004	660-1512
800cc	800 RMK	2000	660-1512
800cc	800 RMK	2003 - 2005	660-1512
800cc	800 RMK 144	2001	660-1512
800cc	800 RMK 151	2001	660-1512
800cc	800 RMK 151 Built Before 3/1/01	2002	660-1512
800cc	800 RMK F/O 144	2002	660-1512
800cc	800 RMK SP 144	2001	660-1512
800cc	800 RMK SP 151	2001	660-1512
800cc	800 SKS	2003	660-1512
800cc	800 Switchback	2004 - 2005	660-1512
800cc	800 XC SP Edge	2001 - 2005	660-1512
800cc	800 XCR	1999	660-1512
800cc	800 XCR	2000 - 2003	660-1512
800cc	Dragon RMK	2008	660-1512
800cc	Storm	1994 - 1995	660-1510
800cc	Storm	1996	660-1510
800cc	Storm	1997 - 1998	660-1510
800cc	Storm RMK	1996 - 1997	660-1510
800cc	Storm SE	1997	660-1510
800cc	Storm SKS	1994 - 1995	660-1510
800cc	Storm SKS	1996	660-1510
Ski-Doo™			
300cc	Freestyle 300F	2006	660-1501
300cc	Freestyle Session 300F	2007 - 2008	660-1501
300cc	Skandic Tundra 300F	2007 - 2009	660-1501
300cc	Tundra 300F	2006	660-1501
350cc	Blizzard 6500 Plus	1978	660-1500
350cc	Blizzard 7500	1981	660-1500
350cc	Blizzard 7500 / CC	1979 - 1980	660-1500
380cc	Formula S	1995 - 1999	660-1501
380cc	Formula S/DLX	2000 - 2001	660-1501
380cc	Grand Touring 380 F	2002 - 2003	660-1501
380cc	GSX 380F	2005 - 2006	660-1501
380cc	GTX 380F	2005 - 2006	660-1501
380cc	Legend 380 F	2002 - 2004	660-1501
380cc	MX Z 380 F	2001 - 2003	660-1501
380cc	MX Z 380 F/GT 380 F	2004 - 2006	660-1501
380cc	Skandic 380	1995 - 1999	660-1501

CC	Model	Year	Fuel Pump Rebuild Kit
Ski-Doo™			
380cc	Skandic 380	2000	660-1501
380cc	Touring E 380 F	1995 - 1999	660-1501
380cc	Touring E 380 F	2000 - 2001	660-1501
440cc	Formula MX Z/GT LE 440 F	1997 - 1999	660-1501
440cc	Formula MX Z/GT LE 440 F	2000 - 2001	660-1501
440cc	MX Z 440 F	1997 - 1999	660-1501
440cc	MX Z 440 F	2000 - 2001	660-1501
440cc	MX Z 440 Racing LC	2006 - 2007	660-1515
440cc	MX Z X 440 LC	1999	660-1515
440cc	MX Z X 440 LC	2000 - 2003	660-1515
440cc	MX Z X 440 Racing LC	2004 - 2006	660-1515
440cc	Olympique	1973	660-1510
440cc	Touring LE 440 F	1995 - 1999	660-1501
440cc	Touring LE 440 F	2000	660-1501
447cc	Safari LX / LXE	1990	660-1510
447cc	Safari LX / LXE	1991	660-1501
454cc	Formula MX Z 454	1995	660-1510
454cc	Formula MX Z440/MXZ X	1996	660-1510
454cc	Formula MX Z440/MXZ X	1997 - 1998	660-1510
467cc	Formula MX	1995	660-1510
467cc	Formula MX/MX LT	1987	660-1510
467cc	Formula MX/MX LT	1988 - 1989	660-1510
467cc	Formula MX/MX LT	1990	660-1510
467cc	Formula MX/XTC/XTCR	1991	660-1501
467cc	Formula MX/XTC/XTCR	1992 - 1993	660-1501
467cc	Formula MXZ ST	1994	660-1510
467cc	Formula MXZ X	1994	660-1510
467cc	Grand Touring 470	1995	660-1510
467cc	Summit	1994	660-1510
496cc	Escapade	1988	660-1510
500cc	500 SS GSX Sport	2004 - 2005	660-1514
500cc	500 SS GTX Sport	2005	660-1514
500cc	500 SS Legend/GT Sport	2004	660-1514
500cc	Formula 500/DLX LC	1997	660-1510
500cc	Formula 500/DLX LC	1998	660-1514
500cc	Formula 500/DLX LC	1999	660-1514
500cc	Formula 500/DLX LC	2000	660-1514
500cc	Formula 500/DLX LC	2001	660-1514
500cc	Formula SL LC	1996	660-1510
500cc	Formula SLS LC	1996	660-1510
500cc	Formula Z 500 LC	1999	660-1514
500cc	Grand Touring 500	1996	660-1510
500cc	Grand Touring 500	1997	660-1510
500cc	Grand Touring 500	1998	660-1510
500cc	Grand Touring 500	1999	660-1514
500cc	Grand Touring 500	2001	660-1514
500cc	Grand Touring 500	2002 - 2003	660-1514
500cc	Grand Touring 500	2002 - 2003	660-1514
500cc	MX Z 500	1998 - 1999	660-1514
500cc	MX Z 500	2000 - 2002	660-1515
500cc	MX Z 500 Adrenaline	2003	660-1515
500cc	MX Z 500 Trail	2003	660-1515
500cc	MX Z 500SS Trail	2005	660-1515
500cc	Skandic Wide Track LC	1997	660-1501
500cc	Skandic Wide Track LC	1998	660-1501
500cc	Skandic Wide Track LC	1999	660-1501
500cc	Skandic Wide Track LC	2000	660-1501
500cc	Summit 500 LC	1996	660-1510
500cc	Summit 500 LC	1997	660-1510
500cc	Summit 500 LC	1998	660-1510
500cc	Summit 500 LC	1999	660-1514
503cc	Escapade	1987	660-1510
503cc	Formula 500 DLX F	1999	660-1501
503cc	Formula 500 DLX F	2000 - 2001	660-1501
503cc	Formula SL 503 F	1995 - 1999	660-1501
503cc	Grand Touring 503 F	2002	660-1501
503cc	Legend 500 F	2002	660-1501
503cc	MX Z 500 F	2001 - 2002	660-1501
503cc	Safari Escapade	1989	660-1510
503cc	Safari Rally	1993 - 1994	660-1501
503cc	Safari Voyager	1989	660-1510
503cc	Skandic 500 F	1995 - 2000	660-1501
503cc	Skandic 500 F	2003	660-1501
503cc	Skandic 500 SWT	2001 - 2002	660-1501

NEW

HELMETS

HELMET ACCESSORIES

APPAREL

ACCESSORIES

TRACKS & SUSPENSION

STEERING

TRANS MISSION

PLOW & WINCH

WIND SHIELDS

BRAKES & CARB.

ENGINE PARTS

ELECTRICAL

TRAILER

CHEMICALS

TECH & TOOLS

P.O.P

FUEL PUMP REBUILD KITS

CODE = B

KEYWORD = 16



See Page 689 for Images

CC	Model	Year	Fuel Pump Rebuild Kit
Ski-Doo™			
503cc	Skandic 500 WT	2001 - 2002	660-1501
503cc	Skandic 503 R R SLT	1993	660-1501
503cc	Skandic Escapade Stratos	1988	660-1510
503cc	Skandic Super Wide Track	1999	660-1501
503cc	Skandic Super Wide Track	2000 - 2003	660-1501
503cc	Skandic Wide Track	1998 - 1999	660-1501
503cc	Skandic Wide Track	2000 - 2003	660-1501
503cc	Skandic/SLT	1993 - 1994	660-1501
503cc	Stratos	1987 - 1988	660-1510
503cc	Summit 500 F	2001 - 2002	660-1501
503cc	Touring 500 F	2001	660-1501
503cc	Touring SLE 503 F	1995 - 1999	660-1501
503cc	Touring SLE 503 F	2000	660-1501
508cc	Alpine IV	1990	660-1510
536cc	Formula Plus/ LT	1989 - 1990	660-1510
536cc	Formula Plus/E/XTC/XTCE	1991	660-1501
537cc	Formula Plus	1987	660-1510
537cc	Formula Plus	1988	660-1510
550cc	Expedition 550F	2005 - 2006	660-1501
550cc	Expedition Sport 550F	2007 - 2018	660-1501
550cc	Freestyle Back Country 550F	2007	660-1501
550cc	Freestyle BC/Park 550F	2008 - 2009	660-1501
550cc	Freestyle Park 550F	2007	660-1501
550cc	Freestyle Session 550F	2007	660-1501
550cc	Grand Touring 550 F	2003	660-1501
550cc	Grand-Touring Sport 550F	2010 - 2015	660-1501
550cc	GSX 550F	2005 - 2010	660-1501
550cc	GTX 550F	2005 - 2009	660-1501
550cc	Legend 550 F	2003 - 2004	660-1501
550cc	MX Z 550 F	2003 - 2008	660-1501
550cc	MX Z 550 X	2006 - 2009	660-1501
550cc	MXZ Sport 550F	2011 - 2014	660-1501
550cc	MXZ TNT 550F	2010 - 2012	660-1501
550cc	Renegade Sport 550F	2010 - 2014	660-1501
550cc	Skandic 550 F	2004	660-1501
550cc	Skandic 550F	2016 - 2018	660-1501
550cc	Skandic 550F WT/SWT	2011	660-1501
550cc	Skandic 550F WT/SWT	2012 - 2015	660-1501
550cc	Skandic Sport SUV/WT/SWT	2004 - 2010	660-1501
550cc	Skandic SUV 550F	2008	660-1501
550cc	Skandic SWT 550F	2008	660-1501
550cc	Skandic Tundra 550 STD/Sport/LT	2010 - 2012	660-1501
550cc	Skandic Tundra LT 550F	2008 - 2009	660-1501
550cc	Skandic Tundra Sport/LT 550F	2013 - 2016	660-1501
550cc	Skandic Tundra WT 550F	2014 - 2015	660-1501
550cc	Skandic WT 550F	2008	660-1501
550cc	Summit 550F	2003 - 2009	660-1501
550cc	Tundra 550F	2018	660-1501
550cc	Tundra LT Sport 550F	2016 - 2017	660-1501
582cc	Formula Grand Touring/XTC/SE	1993 - 1994	660-1501
582cc	Formula Grand Touring/XTC/SE	1995 - 1996	660-1510
582cc	Formula MX/XTC	1992	660-1501
582cc	Formula Plus EFI	1993	660-1501
582cc	Formula Plus X/E/XTC/EFI	1993	660-1501
582cc	Formula Plus/E/XTC/XTCE	1992	660-1501
583cc	Formula Deluxe 583	1998 - 1999	660-1514
583cc	Formula Mach 1	1989	660-1510
583cc	Formula Mach 1	1990	660-1510
583cc	Formula Plus X	1992 - 1993	660-1501
583cc	Formula STX	1994	660-1501
583cc	Formula Z	1994	660-1501
583cc	Formula Z	1998 - 1999	660-1514
583cc	Grand Touring 583	1999	660-1514
583cc	Summit 583	1994	660-1510
600cc	500 SS GSX Sport	2006 - 2007	660-1514
600cc	500 SS GSX Sport	2008 - 2009	660-1515
600cc	500 SS GTX Sport	2006 - 2007	660-1514
600cc	500 SS GTX Sport	2008	660-1514
600cc	500 SS GTX Sport	2009	660-1515
600cc	Formula Deluxe 600	2000 - 2001	660-1514
600cc	Formula III	1998	660-1514
600cc	Formula III/LT	1998 - 1999	660-1514
600cc	Formula Z	2000	660-1515
600cc	Grand Touring 600	2000 - 2002	660-1514

CC	Model	Year	Fuel Pump Rebuild Kit
Ski-Doo™			
600cc	Grand Touring 600	2003	660-1514
600cc	Grand-Touring Sport 600	2010 - 2012	660-1515
600cc	Grand-Touring Sport 600	2013	660-1515
600cc	Grand-Touring Sport 600	2014	660-1515
600cc	GSX 600	2004 - 2005	660-1514
600cc	GSX Sport 600	2010	660-1515
600cc	GTX 600 HO	2005	660-1514
600cc	Legend 500 SS	2004	660-1514
600cc	Legend 600	2002	660-1514
600cc	Legend 600	2003	660-1514
600cc	MX Z 500SS Trail	2004 - 2007	660-1515
600cc	MX Z 600	1999	660-1515
600cc	MX Z 600	2000 - 2002	660-1515
600cc	MX Z 600	2003	660-1515
600cc	MX Z 600 HO	2003	660-1515
600cc	MX Z 600RS	2008	660-1514
600cc	MX Z Adrenaline 600	2003	660-1515
600cc	MX Z Adrenaline 600	2004	660-1514
600cc	MX Z Adrenaline 600 HO	2005	660-1515
600cc	MX Z Adrenaline 600HO	2006 - 2007	660-1515
600cc	MX Z Blizzard 600	2007	660-1514
600cc	MX Z Renegade HO	2005	660-1515
600cc	MX Z Renegade/X	2004	660-1515
600cc	MX Z Sport 600	2010	660-1515
600cc	MX Z Sport 600 XP	2011 - 2014	660-1515
600cc	MX Z Sport 600 XP	2015	660-1515
600cc	MX Z Sport/Trail 600 HO	2004	660-1515
600cc	MX Z TNT 500SS	2008	660-1515
600cc	MX Z TNT 500SS	2009	660-1515
600cc	MX Z TNT 600	2010 - 2011	660-1515
600cc	MX Z TNT 600 XP	2012	660-1515
600cc	MX Z Trail 500SS	2008 - 2009	660-1515
600cc	MX Z Trail 600	2003	660-1515
600cc	MX Z Trail 600 HO	2005	660-1515
600cc	MX Z X 600RS	2009 - 2013	660-1514
600cc	MX Z X 600RS	2014	660-1514
600cc	MXZ 600 2-Stroke Carb	2016 - 2018	660-1515
600cc	MXZ 600 2-Stroke Carb	2019 - 2020	660-1515
600cc	MXZ 600RS	2016	660-1514
600cc	MXZ 600RS	2017	660-1514
600cc	MXZ 600RS EFI	2018	660-1514
600cc	Renegade 600 2-Stroke Carb	2016 - 2018	660-1515
600cc	Renegade Sport 600	2015	660-1515
600cc	Renegade Sport 600 Carb	2019 - 2020	660-1515
600cc	Skandic WT 600	2008 - 2010	660-1501
600cc	Skandic/WT/SUV 600	2001 - 2002	660-1501
600cc	Skandic/WT/SUV 600	2003 - 2007	660-1501
600cc	Summit 600	1999	660-1515
600cc	Summit 600	2000 - 2002	660-1515
600cc	Summit 600 Carb	2016 - 2018	660-1515
600cc	Summit 600 HO	2003	660-1515
600cc	Summit 600 HO	2004 - 2005	660-1515
600cc	Summit Everest 500SS	2009	660-1515
600cc	Summit Sport 600	2010 - 2015	660-1515
600cc	Summit Sport 600 Carb	2019 - 2020	660-1515
617cc	Formula Mach XTC	1991	660-1501
617cc	Formula Mach 1	1991	660-1501
617cc	Formula Mach 1/ XTC / (2)	1992	660-1501
670cc	Formula Deluxe 670	1999	660-1514
670cc	Formula Mach 1 / GT	1993 - 1994	660-1501
670cc	Formula Z	1999	660-1514
700cc	Formula Deluxe 700	2000 - 2001	660-1514
700cc	Formula III 700	1998 - 1999	660-1514
700cc	Formula III 700	2000	660-1514
700cc	Formula Z	2000	660-1515
700cc	Grand Touring 700	1998 - 1999	660-1514
700cc	Grand Touring 700	2000	660-1514
700cc	Grand Touring 700	2001 - 2002	660-1514
700cc	Grand Touring 700	2003	660-1514
700cc	Grand Touring 700	2002	660-1514
700cc	Legend 700	2003 - 2004	660-1514
700cc	Mach 1	1998 - 1999	660-1514
700cc	Mach 1	2000	660-1514
700cc	MX Z 700	1999	660-1515

FUEL PUMP REBUILD KITS

See Page 689 for Images

CODE = B

KEYWORD = 16



CC	Model	Year	Fuel Pump Rebuild Kit
Ski-Doo™			
700cc	MX Z 700	2000	660-1515
700cc	MX Z 700	2001 - 2002	660-1515
700cc	MX Z 700 Adrenaline	2003	660-1515
700cc	Summit 700	1999	660-1515
700cc	Summit 700	2000 - 2002	660-1515
700cc	Summit 700	2003	660-1515
700cc	Summit 700 (Canada)	2000	660-1515
700cc	Summit 700 HM	2000	660-1515
800cc	Formula III 800	1999	660-1514
800cc	Formula III 800	2000	660-1514
800cc	Formula Mach Z 779	1994	660-1510
800cc	Grand Touring 800	2002	660-1514
800cc	Grand Touring 800 SE	1999	660-1514
800cc	Grand Touring 800 SE	2000 - 2001	660-1514
800cc	GSX 800	2004 - 2006	660-1514
800cc	GSX LTD 800HO PTEK	2007	660-1514
800cc	GSX LTD 800R	2008	660-1515
800cc	GTX 800	2005 - 2007	660-1514
800cc	Legend 800	2002	660-1514
800cc	Mach Z/Formula Mach 1	1998 - 1999	660-1514
800cc	Mach Z/Formula Mach 1	2000 - 2003	660-1514
800cc	MX Z 800	2000 - 2002	660-1515
800cc	MX Z 800 Adrenaline	2003	660-1515
800cc	MX Z 800 HO	2003	660-1515
800cc	MX Z 800 Renegade	2003	660-1515
800cc	MX Z Adrenaline 800R PTEK	2010	660-1515
800cc	MX Z Adrenaline/Renegade	2004 - 2007	660-1515
800cc	MX Z Adrenaline/Renegade	2008	660-1515
800cc	MX Z Adrenaline/Renegade PTEK	2009	660-1515
800cc	MX Z Blizzard 800	2007	660-1515
800cc	MX Z TNT 800R PTEC	2011	660-1515
800cc	MX Z X 800 HO PTEK	2007	660-1515
800cc	MX Z X 800R	2008	660-1515
800cc	MX Z X 800R PTEK	2009 - 2010	660-1515
800cc	MX Z X-RS 800HO PTEK	2007	660-1515
800cc	MX Z X-RS 800R PTEK	2010	660-1515
800cc	Renegade Adrenaline 800R PTEK	2010 - 2011	660-1515
800cc	Renegade Back Country 800R PTEK	2010 - 2011	660-1515
800cc	Renegade SP 800R PTEK	2011	660-1515
800cc	Renegade X 800R PTEK	2010	660-1515
800cc	Summit 50th Anniversary	2009	660-1515
800cc	Summit 800	2000 - 2001	660-1515
800cc	Summit 800	2003 - 2006	660-1515
800cc	Summit 800 PTEK	2016	660-1515
800cc	Summit Everest 800R	2008	660-1515
800cc	Summit Everest 800R PTEK	2009 - 2011	660-1515
800cc	Summit Hillclimb 800	2009 - 2010	660-1515
800cc	Summit SP 800R PTEK	2011	660-1515
800cc	Summit Sport 800R PTEK	2012	660-1515
800cc	Summit Sport 800R PTEK	2013	660-1515
800cc	Summit Sport 800R PTEK	2014 - 2015	660-1515
800cc	Summit X 800R	2008	660-1515
800cc	Summit X 800R PTEK	2009 - 2010	660-1515
800cc	Summit X/XRS 800R	2007	660-1515
Yamaha™			
250cc	Bravo 250	1987 - 1999	660-1505
250cc	Bravo 250	2000 - 2011	660-1505
340cc	Ovation 340	1989 - 1995	660-1510
340cc	Ovation 340	2000	660-1510
340cc	Ovation LE 340	1996 - 1999	660-1510
340cc	SS338	1970	660-1503
400cc	Enticer II LT 400	1995	660-1510
400cc	ET400 410	1992 - 1994	660-1510
410cc	ET410TRF	2001	660-1510

CC	Model	Year	Fuel Pump Rebuild Kit
Yamaha™			
480cc	Phazer II LE	1994	660-1501
480cc	Phazer II LE 480	1995	660-1501
480cc	Phazer II LE PZ480	1996	660-1501
480cc	Phazer II Mountain Lite 480	1996 - 1999	660-1501
480cc	Phazer II ST 480	1991 - 1995	660-1501
480cc	Phazer Mountain Lite 480	1997	660-1501
480cc	Phazer PZ480	1984 - 1989	660-1510
480cc	Phazer PZ480	1990	660-1501
480cc	Phazer SE 480	1984 - 1989	660-1510
480cc	Phazer SS 480	1997 - 1998	660-1501
480cc	Phazer SS Electric 480	1997 - 1998	660-1501
480cc	Venture GT 480	1992 - 1993	660-1501
480cc	Venture TR 480	1996 - 1998	660-1501
480cc	Venture XL 480	1991 - 1997	660-1501
540cc	Excell V EC540 C D F	1979 - 1980	660-1505
540cc	Excell V XL540	1985 - 1990	660-1510
540cc	SRV SR540 D E	1980 - 1981	660-1505
540cc	SRV SR540 F G H	1982 - 1984	660-1505
540cc	SRV SR540 J K L M N P	1985 - 1991	660-1510
540cc	V Max VMX540G H J K L	1983 - 1987	660-1510
540cc	VK 540	1988 - 1991	660-1510
540cc	VK 540	2017 - 2021	660-1501
540cc	VK 540 II	1995 - 1998	660-1501
540cc	VK 540 III	1999	660-1501
540cc	VK 540 III	2001 - 2005	660-1501
540cc	VK 540 VK 540 II	1993 - 1994	660-1501
540cc	VK 540 VK 540M N P R CR	1988 - 1991	660-1510
570cc	Exciter 570	1990 - 1992	660-1510
570cc	Exciter 570 High Altitude	1990	660-1510
570cc	Exciter 570 ST	1992 - 1993	660-1510
570cc	Exciter 570 SX	1993	660-1510
570cc	Exciter 570/DLX	1987 - 1989	660-1510
570cc	Exciter LE 570	1990 - 1993	660-1510
973cc	Nytro	2006 - 2007	660-1514
973cc	Nytro ER	2006 - 2007	660-1514
973cc	Rage	2006 - 2007	660-1514
973cc	Rage GT	2007	660-1514
973cc	RS Rage	2005	660-1514
973cc	RS Vector	2005 - 2008	660-1514
973cc	RS Vector ER	2005 - 2006	660-1514
973cc	RS Vector ER/GT	2007	660-1514
973cc	RS Vector GT	2006 - 2008	660-1514
973cc	RS Vector LTX	2008	660-1514
973cc	RS Vector LTX	2009	660-1514
973cc	RS Vector LTX GT	2008	660-1514
973cc	RS Vector LTX GT	2009	660-1514
973cc	RS Vector Mountain	2006 - 2007	660-1514
973cc	RS Vector Mountain 900	2005	660-1514
973cc	RS Vector Mountain SE	2006	660-1514
973cc	RS Vector Mountain/SE	2007	660-1514
973cc	RS Vector/ER/GT	2007	660-1514
973cc	RS Venture	2005 - 2008	660-1514
973cc	RS Venture	2009 - 2011	660-1514
973cc	RS Venture	2012 - 2018	660-1514
973cc	RS Venture GT	2007 - 2008	660-1514
973cc	RS Viking Professional	2006 - 2008	660-1514
973cc	RS Viking Professional	2009 - 2011	660-1514
973cc	RS Viking Professional	2012 - 2015	660-1514
1000cc	RX Warrior	2004 - 2005	660-1514
1000cc	RX Warrior LE	2004 - 2005	660-1514
1000cc	RX-1	2003 - 2005	660-1514
1000cc	RX-1 ER/LE	2003 - 2005	660-1514
1000cc	RX-1 Mountain/LE	2003 - 2005	660-1514

TERMS & INDEX

NEW

HELMETS

HELMET ACCESSORIES

APPAREL

ACCESSORIES

TRACKS & SUSPENSION

STEERING

TRANS MISSION

PLOW & WINCH

WIND SHIELDS

BRAKES & CARB.

ENGINE PARTS

ELECTRICAL

TRAILER

CHEMICALS

TECH & TOOLS

P.O.P

MIKUNI FUEL PUMPS



Part No. Code Keyword
660-1100 B 16B

MIKUNI REF # : DF44-211-D
Rectangular 14 liter / hour
For single carburetion system. New style, Rectangular, replaces the old round pump.
Arctic Cat™ 0109-887 / 0115-187 / 0115-311 / 0115-481 / 0636-272 / 0670-163
Moto Ski™ 403-8001-00
Ski-Doo™ 403-8002-00 / 403-8003-00 / 403-8008-00
Polaris™ 3084261 / 3083238 / 3083436
Single, Length: 69mm, Width: 40.5mm, I.d.: 4mm.
W/ "N" Logo.
Mikuni Single, Mikuni Df-44k
For Single Carburetion System. New style, Rectangular, replaces the old round pump.
Moto-Ski™ 403-8000-00, 403-8001-00, 403-8002-00
Use 403-8003-00
Ski-Doo™ 403-8000-00, 403-8001-00, 403-8002-00
Use 403-8003-00
Polaris™ 3084261
*Also used with many chinese branded scooters & ATV's

Model	Year
Arctic Cat™	
PANTHER	1984-85
JAG 4000	1985
PANTERA	1985
JAG	1986
JAG 340	1987-90
JAG 440	1987-88
JAG /DELUXE	1988-97
JAG AFS /DELUXE/LT	1989-93
JAG MOUNTAIN CAT	1990-91
PANTHER /DELUXE	1990-95
PANTHER MOUNTAIN CAT	1990-91
SUPER JAG	1990-92
LYNX /DELUXE	1991-93
LYNX MOUNTAIN CAT	1992-93
CHEETAH 340	1994
PUMA /2UP/DELUXE	1994-97
BEARCAT 340	1995-00
JAG 340 /DELUXE	1998-99
JAG 440 /DELUXE	1998-99
PANTHER 340	1998-00
Z 370 /LX	1999-07
PANTHER 370 /R	2001-08
JAG Z	1993-94
CHEETAH 440	1994
BEARCAT 440 /I	1995-00
Z 440 /LX	1995-06
PANTHER DELUXE	1996
PANTHER 440	1997-02
LONGTRAK /NOR	1985-89

Model	Year
Polaris™	
LITE /DELUXE/GT/EURO	1991-95
LTR FIN/SWE	1988
SPRINT /ES /NOR	1987-90
SS /NOR	1985-86
STAR /NOR/FIN	1985-90
STAR LITE /GT/SWE/EURO	1991-95
STAR TRAK /NOR/FIN/SWE	1987-90
SWE LT	1985
Ski-Doo™	
SKANDIC WIDE TRACK	1996-98
TUNDRA II LT	1996-98
SKANDIC SUPER WIDE TRACK	1997-98
TUNDRA R	1998-05
SKANDIC LT 440F	2001-07



Part No. Code Keyword
660-1110 B 16

Ski-Doo™ 403-9018-09 / 403-9018-13


Model	Year
Ski-Doo™	
EXPEDITION 550F/SPORT 550F	2005-20
FREESTLY BACK COUNTRY 550F	2007-09
FREESTYLE PARK/SESSION 550F	2007-08
GRAND TOURING 380 F/500 F	2002-03
GRAND TOURING SPORT 550F	2010-15
GSX/GTX 380F	2005-06
GSX/GTX 550F	2005-10
LEGEND 380F/500F/550F	2002-04
MX Z 380 F	2002-06
MX Z 500F/550 F	2002-08
MX Z 550X	2006-09
MX Z TNT 550F	2010-12
MXZ SPORT 550F	2011-14
RENEGADE SPORT 550F	2010-14
SKANDIC 500F/550F	2003-04
SKANDIC SWT/WT 550	2012-20
SUMMIT 500F/550F	2002
TUNDRA 550F ALL	2008-20



Part No. Code Keyword
660-1130 B 16

OEM# 3090366

Model	Year
Polaris™	
550 ADVENTURE	2017-19
550 INDY EVO	2019-20
550 INDY ADVENTURE	2014-21
550 INDY ES/INTL	2014-21
550 INDY LXT	2014-19/21
550 INDY VOYAGEUR	2014-16
550 LXT	2020
550 RMK EVO	2020
550 VOYAGEUR	2017-21



Part No. Code Keyword
660-1120 B 16B

FUEL PUMP
7mm mounting holes, 71.5mm C to C
85mm length x 55mm width 4mm inlet/outlet tubes
OEM# Replaces OEM 5UG-13910-00-00, and 5UG-13910-01-00
This Fit Miscellaneous Applications

Model	Year
Polaris™	
340	2008
340 CLASSIC	2005-06
340 EDGE /CLASSIC	2003
340 EDGE LX	2007
340 EDGE TOURING	2007
340 TOURING	2004-06
340 TRANSPORT	2008
550 CLASSIC /EDGE	2002-06
550 EDGE LX	2007
550 LX	2008
CLASSIC TOURING	1998-00
EURO CLASSIC TOURING	1998
EURO SPORT TOURING	1995-99
EURO SUPER SPORT	1994
EURO TRAIL TOURING	1998
EURO WIDETRAK LX /GT	1995-00
INDY 340 DELUXE/TOURING/CLASSIC	1999-04
LITE /DELUXE/GT	1994-98
LITE /GT/TOURING /EURO	1994-98

Model	Year
Polaris™	
SPORT	1994-99
SPORT SKS /EURO	1994
SPORT TOURING	1995-04
STARLITE /GT	1994-95
SUPER SPORT	1994-96
SUPER SPORT	1998
SUPER SPORT	2005-06
SUPER SPORT EDGE	2001
SUPER SPORT EDGE	2003-04
SUPER SPORT EDGE/EURO	2007-08
SUPER SPORT M-10 /X	2003
TRAIL	1998-99
TRAIL RMK	1998
TRAIL RMK /FLEET/EURO	2004-10
TRAIL TOURING	1998-99
TRAIL TOURING /DELUXE/EURO	2003-10
TRANSPORT /EURO	1996-99
WIDETRAK LX /INTL	1995-15
XCF	1997-98



Part No. Code Keyword
660-1140 B 16

OEM# 3084589 / 3084606 / 3085490 / 3089751



Part No. Code Keyword
660-1150 B 16

OEM# 2520835
 L: 108mm, Pipe: 8/9.2mm, 6/7.5mm
 Bolt Hole: 7.2mm, C TO C: 92mm

Model	Year
Polaris™	
600 RACER /IQ	2008-18
600 RR	2008-09



Part No. Code Keyword
660-1160 B 16

OEM# 2520275
 L: 108mm, Pipe: 8/9.2mm, 6/7.5mm
 Bolt Hole: 7.2mm, C TO C: 92mm

Model	Year
Polaris™	
500 CLASSIC	2003
500 XC /SP/EDGE	2003-06
600 CLASSIC	2003-06
600 CLASSIC TOURING	2004


Model	Year
Polaris™	
600 EDGE TOURING	2005-06
600 FUSION	2006
600 RMK	2003-06
600 SWITCHBACK	2004-06
600 XC /SP/EDGE	2003-05
700 CLASSIC	2003
700 CLASSIC TOURING	2003-04
700 EDGE RMK	2003
700 RMK	2003-05
700 SKS	2003
700 SWITCHBACK	2004
700 XC /SP/EDGE	2003-05
800 CLASSIC	2004
800 CLASSIC TOURING	2003-04
800 EDGE TOURING	2005
800 RMK	2003-05
800 SKS	2003
800 SWITCHBACK	2004-05
800 XC /SP/EDGE	2003-05



Part No. Code Keyword
660-1170 B 16

OEM# 3090082
 L: 106mm, O.D: 62mm, In Pipe O.D: 6/7.6mm, Out Pipe O.D: 6/7.6mm, Bolt Hole: 6.8mm, C TO C: 92.1mm

Model	Year
Polaris™	
550 IQ LXT	2011-13
550 IQ SHIFT	2009-13
550 SHIFT	2011-13
550 WIDETRAK LX	2016-19
TRAIL RMK	2009-10
TRAIL TOURING	2009-10




Part No. Code Keyword
660-1180 B 16

OEM# 513-0331-84
 Outlet OD: 6/7.6mm, 8/9.2mm, Inlet OD: 10.5/11.5mm, Hole: 6.4/8mm, C TO C: 80mm

Model	Year
Ski-Doo™	
GRAND TOURING SPORT 600	2010-14
GSX LTD 800R	2008
GSX SPORT 500SS/600	2008-10
GTX SPORT 500SS	2009
MXZ ADRENALINE 800 PTEK	2008-10

Model	Year
Ski-Doo™	
MXZ RENEGADE /X 800 PTEK	2008-09
MXZ SPORT 600	2010-20
MXZ TNT 500SS/600	2008-12
MXZ TNT 600	2011-12
MXZ TNT 800 PTEK	2011
MXZ TRAIL 500SS	2008-09
MXZ X 800 PTEK	2008-10
MXZ XRS 800 PTEK	2010
RENEGADE ADRENALINE 800 PTEK	2010-11
RENEGADE BACKCOUNTRY /X 800 PTEK	2010-11
RENEGADE SP 800 PTEK	2011
RENEGADE SPORT 600	2015-20
RENEGADE X 800 PTEK	2010
SUMMIT EVEREST 500SS	2009
SUMMIT EVEREST 800 PTEK	2008-11
SUMMIT HILLCLIMB	2009-10
SUMMIT SPORT 600	2010-20
SUMMIT SPORT 800 PTEK	2011-16
SUMMIT X 800 PTEK	2008-10




OEM# 403-9018-12
 Outlet OD: 6/7.6mm, 8/9.2mm, Inlet OD: 10.5/11.5mm, Bolt Hole: 7mm, C TO C: 72.2mm

ELECTRIC START ONLY

Part No. Code Keyword
660-1190 B 16

Model	Year
Ski-Doo™	
GSX 500SS /SPORT	2004-07
GSX 600 HO /LTD/SPORT	2004-07
GSX 800 HO PTEK /LTD	2004-07
GTX 600 HO /LTD/SPORT	2005-08
GTX 800 HO PTEK /LTD	2005-07
GTX SPORT 500SS	2005-08
MXZ 600 HO /SDI (ALL REV)	2003-07
MXZ 800 HO /PTEK (ALL REV)	2003-07
MXZ ADRENALINE 500SS	2004-07
MXZ TRAIL 500SS	2004-07
MXZ XRS 600 HO	2007
SUMMIT ADRENALINE 600 HO	2005-08
SUMMIT ADRENALINE 800 HO PTEK	2005-07
SUMMIT X/XRS	2007



Part No. Code Keyword
660-1210 B 16

OEM# 403-9018-11
 Outlet OD: 6/7.6mm, 8/9.2mm, Inlet OD: 10.5/11.5mm, Hole: 7mm, C TO C: 72.2mm

MANUAL START ONLY

Model	Year
Ski-Doo™	
MXZ 600 HO (ALL REV)	2003-07
MXZ 800 HO /PTEK (ALL REV)	2002-07
MXZ ADRENALINE 500SS	2004-07
MXZ TRAIL 500SS	2004-07
MXZ XRS 800 PTEK	2007
SUMMIT 600 HO	2004-05
SUMMIT ADRENALINE 800 HO	2004-07
SUMMIT X 800	2003-07
SUMMIT XRS	2007

MIKUNI FUEL PUMPS



Part No.	Code	Keyword
660-1200	B	16

Mikuni REF # : DF52-21-D

Round

Arctic Cat™ 0670-140 / 0670-189

Polaris™ 3084261 / 3083460

*Each model replaces any remote-mounted external pump that uses a vacuum impulse from the crankcase

*Also for converting keihin, tillotson, or walbro equipped machines to mikuni

*Flow rate is 35 liters per hour, or 9.1 gallons per hour

*Uses 1/4" fuel and impulse lines

*Mounting holes: 6mm

*Mounting c-c distance: 92mm (about 3-5/8")

Model	Year
Arctic Cat™	
THUNDERCAT	1993-95
WILDCAT	1993
ZRT700	1994-95
ZRT800	1995
CHEETAH	1991-93
COUGAR	1991-92
Polaris™	
400	1986-90
500	1989-92
500 CLASSIC	1991
600	1986-87
650	1988-89
400 SKS	1987-88
500 SKS	1989-91
500 SP	1989-91
600 LE	1986
650 SKS	1988-89
CLASSIC	1988-94
CLASSIC TOURING	1993-94
EURO TRAIL	1993
EURO WIDE TRAK	1993-94
SPORT	1987-93
SUPERTRAK	1992
TRAIL	1986-94
TRAIL DELUXE	1987-93
TRAIL ES	1987-89
TRAIL SKS	1987-89
TRAIL SP	1986-89
TRAIL SUPERTRAK	1989-90
TRAIL WIDETRAK	1990
WIDETRAK	1990-94



Part No.	Code	Keyword
660-1250	B	16

REF# Mikuni DF62-702

High volume round, 70 liter / hour w/block & clamp

Model
Universal
MAY BE USED AS A HIGH-PRESSURE PUMP FOR SINGLE OUTLET BY PLUGGING OFF ONE PORT.



Part No.	Code	Keyword
660-1410	B	16B

Square 31 Litre / Hour

Ski-Doo™ 403-8010-00

Model	Year
Ski-Doo™	
FORMULA DELUXE 380 (FAN)	1999-01
FORMULA DELUXE 500 (FAN)	1999-01
FORMULA S	1995-00
FORMULA SL	1995-99
FORMULA SLS	1996
MX Z 440 (FAN)	1997-01
MX Z 500 (FAN)	2001
MX Z 583	1997
MX Z 670	1997
SKANDIC 380	1995-00
SKANDIC 500	1995-00
SUMMIT 500 (FAN)	2001
TOURING 380	2001
TOURING 500	2001
TOURING E	1995-00
TOURING E LT/2	1996-97
TOURING LE	1995-00
TOURING SLE	1995-00
ENDURO 400	2001
EXPLORER 500	2001
RANGER 2000	2000
RANGER FCE	2001
SAFARI 400	2001
TOURING 400	2000
TRAVELLER 500	2001
XR 500	2000



Part No.	Code	Keyword
660-1400	B	16B

Mikuni REF # : DF-52-136

Square, 31 Liter / Hour

Arctic Cat™ 0636-640

Ski-Doo™ 403-8007-00

Model	Year
Arctic Cat™	
CHEETAH	1992-93
COUGAR	1992-94
COUGAR 2UP	1992
COUGAR MOUNTIAN CAT	1993-94
EXT 550	1993
EXT SPECIAL	1992
JAG SPECIAL	1992
PANTERA	1992
PROWLER	1992-93
PROWLER 2-UP	1992-93
PROWLER MOUNTIAN CAT	1992
PROWLER SPECIAL	1992
Ski-Doo™	
FORMULA MACH I	1991-93
FORMULA MACH I 2	1993
FORMULA MACH I X	1991
FORMULA MACH I XTC	1993
FORMULA MACH XTC	1991
FORMULA MX/MX 2	1992-93
FORMULA PLUS ALL	1991-93
FORMULA XTC	1992-93
GRAND TOURING	1993-94
GRAND TOURING SE	1994
GRAND TOURING XTC	1994
MACH I	1994

FUEL PUMPS



Part No.	Code	Keyword
664-3000	B	16

OEM#: 2205619 / 2520856 / 2520868 / 2520869 / 2520873 / 2521047 / 2856888 / 2877636
 Total : 4 Pcs. Fuel Pump X 1pc, Regulator X 1 Pc, Clamp X 1pc ,Oil Seal X 1 Pc. Oil Seal
 Material : Viton



	Length	Width	Height	Weight
Metric	17 cm	10 cm	7 cm	0.45 kg
Imperial	6.70 inch	3.94 inch	2.76 inch	0.99 lb

Model	Year
Polaris™	
600 AXYS PRO RMK 155 ALL	2016-21
600 CLEANFIRE SWITCHBACK	2007
600 DRAGON SP/ES/SWITCHBACK	2009-10
600 HO IQ TOURING CLEANFIRE	2007
600 HO IQ/LX CLEANFIRE	2007
600 INDY 121 ES	2019-20
600 INDY ADVENTURE	2020
600 INDY VOYAGEUR	2015-16
600 INDY XC/XCR	2019-20
600 INDY/INDY SP ALL	2018
600 INDY/SP/LTD/INTL ALL	2013-20
600 IQ LXT	2011-15
600 IQ SHIFT 136	2009-12
600 IQ TOURING	2008-10
600 IQ/ES/ES	2009
600 PRO RMK 155	2013-15
600 RMK	2008-20
600 RUSH PRO S	2015-20
600 RUSH PRO-X	2015-16
600 RUSH XCR	2017-19
600 SHIFT 136/ES/INTL	2011
600 SWITCHBACK ADVENTURE	2015-19
600 SWITCHBACK ASSAULT	2014-20
600 SWITCHBACK PRO S	2015-20
600 SWITCHBACK PRO X	2015-17
600 SWITCHBACK SP	2017-19
600 SWITCHBACK XCR	2018-20
600 SWITCHBACK/Dragon	2009
600 SWITCHBACK/ES	2010-11

Model	Year
Polaris™	
600 VOYAGER/INTL	2014
600 VOYAGEUR 144	2017-20
600/600 IQ LX/EURO ALL	2008
700 CLASSIC	2006
700 CLEANFIRE DRAGON	2007
700 FUSION	2006
700 HO TOURING	2006
700 RMK	2006
700 RMK 155	2008-10
800 ASSAULT RMK	2009-10
800 AXYS PRO RMK	2016-20
800 AXYS RMK ASSAULT	2017-18
800 AXYS SKS	2016-20
800 DRAGON IQ/ES/INTL ALL	2010
800 DRAGON RMK 155	2008-10
800 DRAGON SP/ES	2009
800 DRAGON SWITCHBACK/ES/INTL ALL	2010
800 INDY 129 XCR	2020
800 INDY ADVENTURE	2020
800 INDY SP All	2014-16
800 INDY XC	2019-20
800 IQ	2008-10
800 PRO RMK 155/163 ALL	2013-15
800 RMK 144/155/ES/INTL	2010
800 RMK 155	2013-16
800 RMK ASSAULT	2013-19
800 RMK KHAOS	2020
800 RMK SHIFT 144	2009
800 RMK/ES	2009

Model	Year
Polaris™	
800 RUSH PRO S ALL	2015-20
800 RUSH PRO X ALL	2015-18
800 RUSH XCR	2017-18
800 SKS	2020
800 SWITCHBACK ADVENTURE	2016-19
800 SWITCHBACK ASSAULT	2013-20
800 SWITCHBACK PRO S	2015-20
800 SWITCHBACK PRO X	2015-18
800 SWITCHBACK XCR	2018-20
800 SWITCHBACK/Dragon	2009
800 SWITCHBACK/ES	2010
850 AXYS PRO RMK	2019-21
850 AXYS SKS	2019-20
850 INDY 129 XCR	2020
850 INDY ADVENTURE	2020
850 INDY SC 129	2019
850 INDY XC	2020
850 PRO-RMK	2019
850 RMK KHAOS	2020-22
850 RMK PRO	2022
850 RUSH PRO S	2019-20
850 RUSH XCR	2019
850 SKS 146	2019-20
850 SWITCHBACK ASSAULT	2019-20
850 SWITCHBACK PRO S	2019-20
850 SWITCHBACK XCR	2019-20
900 FUSION	2005
900 RMK ALL	2005
900 SWITCHBACK	2005-06
Dragon RMK	2007
FS WIDETRAK IQ	2009-13
FS/FST CLASSIC	2006
FS/FST IQ/IQ TOURING/CRUISER	2006-10
FST IQ CRUISER	2007
FST/FST IQ SWITCHBACK	2006-07
IQ TURBO DRAGON	2008-10
TURBO IQ/IQ LX/IQ LXT	2011-14
TURBO LX	2008-10
TURBO SWITCHBACK	2008-09



Part No.	Code	Keyword
662-3000	B	16

OEM#: 513-0333-34, 513-0334-34, 513-0335-07, 513-0335-79, 513-0335-87, 513-0336-43, 513-0336-46, 513-0336-50, 513-0336-54, 513-0336-94, 513-0337-38, 513-0337-94
 Total:4pcs, Pump x 1pc, Rubber Cover x 1pc, Filter x 1pc, Wire Connect x 1pc, O-ring: OD:85mm, ID:74.8mm, T:5.2mm

Model	Year
Ski-Doo™	
EXPEDITION LE/SE 1200 4-TEC	2011-19
EXPEDITION LE/SE 600 ETEC	2011-15
EXPEDITION LE/SE 900 ACE	2015-20
EXPEDITION SPORT 600 ACE	2011-16
EXPEDITION SPORT 900 ACE	2014-16
EXPEDITION XTREME 800 ETEC	2018-19

Model	Year
Ski-Doo™	
FREERIDE 800 ETEC	2012-15
GRAND TOURING LE 900 ACE	2014-16
GRAND TOURING LE 600 ETEC	2010-15
GRAND TOURING LE 600 ETEC	2011-15
GRAND TOURING LE/SE 1200 4-TEC	2011-16
GRAND TOURING SPORT 600 ACE	2011-15
GSX LE 900 ACE	2014-15
GSX LE/SE 1200 4-TEC	2011-15
GSX LE/SE 600 ETEC	2009-15
GSX SE 800 ETEC	2012-15
GTX LE 600 ETEC	2009
MXZ ADRENALINE 600 ETEC	2009-10
MXZ IRON DOG 600 ETEC	2015
MXZ IRON DOG 800 ETEC	2015
MXZ RENEGADE /X 600 ETEC	2009
MXZ SPORT 600 ACE	2011-16
MXZ TNT 1200 4-TEC	2011-16
MXZ TNT 600 ACE	2011-12
MXZ TNT 600 ETEC	2009-15
MXZ TNT 800 ETEC	2011-15
MXZ TNT 900 ACE	2014-16
MXZ TNT 900 ACE	2015-16
MXZ X 1200 4-TEC	2011-16
MXZ X 600 ETEC	2009-15
MXZ X 800 ETEC	2010-15
MXZ XRS 600 ETEC	2010-15
MXZ XRS 800 ETEC	2011-15
RENEGADE ADRENALINE 1200 4-TEC	2011-16
RENEGADE ADRENALINE 600 ETEC	2010-15

Model	Year
Ski-Doo™	
RENEGADE ADRENALINE 800 ETEC	2011-15
RENEGADE ADRENALINE 900 ACE	2014-16
RENEGADE BACKCOUNTRY /X 600 ETEC	2010-15
RENEGADE BACKCOUNTRY /X 800 ETEC	2011-15
RENEGADE SPORT 600 ACE	2011-15
RENEGADE X 1200 4-TEC	2011-16
RENEGADE X 600 ETEC	2010-15
RENEGADE X 800 ETEC	2011-15
RENEGADE XRS 800 ETEC	2015
SKANDIC SWT 600 ACE	2012-14
SKANDIC SWT 600 ETEC	2012-19
SKANDIC SWT 900 ACE	2015-19
SKANDIC WT 600 ACE	2011-20
SKANDIC WT 600 ETEC	2011-19
SKANDIC WT 900 ACE	2015-20
SUMMIT EVEREST 600 ETEC	2009-11
SUMMIT EVEREST 800 ETEC	2011
SUMMIT FREERIDE 800 ETEC	2011
SUMMIT SP 600 ETEC	2012-15
SUMMIT SP 800 ETEC	2012-15
SUMMIT X 600 ETEC	2009-11
SUMMIT X 800 ETEC	2011-15
SUMMIT X 800 ETEC	2012-15
TUNDRA LT 600 ACE	2011-16
TUNDRA SPORT 600 ACE	2012-16
TUNDRA XTREME 600 ETEC	2011-15

FUEL PUMPS




Part No.	Code	Keyword
663-3000	B	16

OEM# 8FP-13907-00-00, 8FP-13907-01-00, 8FP-13907-02-00, 8FP-24486-00-00, 8GC-13907-00-00, 8GC-13907-01-00, 8GC-13907-02-00, 8GL-13907-00-00, 8GL-13907-01-00, 8GL-13907-02-00, 8HG-13907-00-00, 8HG-13907-01-00, 8KW-13907-00-00
 Pump X 1pc, Filter X 1pc, Wire Connect X 1pc, Rubber Cover X 1pc, O-Ring: Od:103mm, Id:93.6mm, T:5mm

Model	Year
Yamaha™	
APEX	2010-17
APEX ER	2006-07
APEX GT	2006-10
APEX LE	2016-18
APEX LTX /GT	2008-10
APEX MOUNTAIN /SE	2006-07
APEX MTS /SE	2008-10
APEX RTX /ER	2006-09
APEX SE	2011-15
APEX XTX /LE	2011-18
ATTAK /GT	2006-08
FX NYTRO	2008-14
FX NYTRO MTX /SE	2008-14
FX NYTRO RTX /SE	2008-13
FX NYTRO SE	2011
FX NYTRO XTX	2009-14
PHAZER /FX	2007-08

Model	Year
Yamaha™	
PHAZER GT	2007-13
PHAZER MOUNTAIN LITE	2007
PHAZER MTX	2008-17
PHAZER RTX	2008-17
PHAZER XTX	2014-18
RS VECTOR	2013-18
RS VECTOR GT	2010-11
RS VECTOR LTX	2013-15
RS VECTOR LTX GT	2010-11
RS VECTOR XTX	2016-17
RS VENTURE GT	2009-15
RS VENTURE TF /LE/BAT	2013-20
VECTOR /LTX	2012
VENTURE LITE	2007-13
VENTURE MP	2013-18
VK PROFESSIONAL II	2016-18

COMPLETE CARBURETOR REPAIR KITS



Part No.	Code	Keyword
670-1009	B	16

Mikuni BNO D&G Kit
 For Mikuni Butterfly type. Carburetors BNO 42.
 Chaparral and Rupp.



Part No.	Code	Keyword
670-1013	B	16


For Tillotson HR Carburetors. With needle and Seat. (Part No. 670-3001)
 Marvel, Schebler / Tillotson # RK-IHR



Part No.	Code	Keyword
670-1014	B	16


For Tillotson HD Carburetors.
 With Needle and Seat (Part No. 670-3001)
 Marvel, Schebler
 Tillotson # RK-IHD

CARBURETOR REPAIR KITS



Part No.	Code	Keyword
652-0100	B	16

OEM # 403138815 / 403138809
 For Carburetor:
 403138815 403138809 (Tm40-b418) 28pcs / kit
 1 Kit per carb



Part No.	Code	Keyword
652-0101	B	16

OEM # 403138806 / 403138805
 31pcs / kit (tm40-b397) 403138809 (tm40-b418)
 28pcs / kit
 1 Kit per carb

Model	Year
Ski-Doo™	
GRAND TOURING SPORT 600 CARB	2010-14
GSX SPORT 600 CARB	2010
MXZ SPORT 600 CARB	2010-20
MXZ TNT 600 CARB	2010-12
RENEGADE SPORT 600 CARB	2015-20
SUMMIT SPORT 600 CARB	2010-20

Model	Year
Ski-Doo™	
MXZ ADRENALINE 800 PTEK	2009-10
MXZ RENEGADE /X 800 PTEK	2009-10
MXZ TNT 800 PTEK	2011
MXZ X 800 PTEK	2009-10
MXZ X-RS 800 PTEK	2010
RENEGADE ADRENALINE 800 PTEK	2010-11
RENEGADE BACKCOUNTRY /X 800 PTEK	2010-11


Model	Year
Ski-Doo™	
RENEGADE SP 800 PTEK	2011
RENEGADE X 800 PTEK	2010
SUMMIT EVEREST 800 PTEK	2009-11
SUMMIT HILLCLIMB 800 PTEK	2009-10
SUMMIT SP 800 PTEK	2011-16
SUMMIT X 800 PTEK	2009-10

CARBURETOR REPAIR KITS


See Pages 702-707 for Applications

CODE = B

KEYWORD = 5



26-1959



26-1893



CARBURETOR REPAIR KITS

CODE = B

KEYWORD = 5



Kit includes all necessary O-rings, gaskets, jets, needles, mixture screws, float bowl screws, float valve needles and seats. (Needle jet and other pressed in jets are not included in kit.)

CC	Model	Years	Carburetor Rebuild Kit
Arctic Cat™			
120cc	120 Sno-Pro	2010 - 2013	26-1768
120cc	ZR 120	2014 - 2021	26-1768
340cc	Bear Cat 340	1995 - 1999	26-1889
340cc	Bear Cat 340	2000	26-1890
340cc	Cheetah 340	1994	26-1889
340cc	Jag	1987 - 1990	26-1893
340cc	Jag 340	1998 - 2000	26-1890
340cc	Jag AFS Deluxe	1991	26-1893
340cc	Jag Deluxe	1987 - 1990	26-1893
340cc	Jag Deluxe	1998 - 2000	26-1890
340cc	Jag Mountain Cat	1990 - 1991	26-1893
340cc	Lynx	1991 - 1993	26-1890
340cc	Lynx Deluxe	1991 - 1993	26-1890
340cc	Lynx Mountain Cat	1991 - 1993	26-1890
340cc	Panther 340	1998 - 2000	26-1890
340cc	Puma	1994 - 1997	26-1890
340cc	Puma 2 Up	1994 - 1997	26-1890
340cc	Puma Deluxe	1994 - 1997	26-1890
370cc	Panther 370	1999 - 2005	26-1891
370cc	Panther 370	2006	26-1906
370cc	Panther 370	2007 - 2008	26-1891
370cc	Z 370	1999 - 2005	26-1891
370cc	Z 370	2006	26-1906
370cc	Z 370	2007 - 2008	26-1891
370cc	Z 370 ES	2000 - 2003	26-1891
370cc	Z 370 LX	2004 - 2005	26-1891
370cc	Z 370 LX	2006	26-1906
370cc	Z 370 LX	2007	26-1891
440cc	Bear Cat 440	1995 - 1998	26-1897
440cc	Bear Cat II	1999 - 2000	26-1897
440cc	Cheetah 440 1 Speed	1994	26-1897
440cc	Cheetah 440 2 Speed	1994	26-1897
440cc	Cheetah Touring	1993	26-1900
440cc	Cougar	1993 - 1994	26-1950
440cc	Cougar Mountain Cat	1993 - 1994	26-1950
440cc	Jag	1992	26-1907
440cc	Jag	1993 - 1996	26-1891
440cc	Jag	1997	26-1907
440cc	Jag 4000	1985 - 1988	26-1896
440cc	Jag Deluxe	1992	26-1907
440cc	Jag Deluxe	1993 - 1996	26-1891
440cc	Jag Deluxe	1997 - 1999	26-1907
440cc	Jag FC/2	1995 - 1996	26-1891
440cc	Jag FC/2	1997 - 1999	26-1907
440cc	Jag LC/2	1996	26-1950
440cc	Jag Special	1992	26-1889
440cc	Jag Z	1993 - 1994	26-1897
440cc	Pantera	1985 - 1986	26-1912
440cc	Pantera	1991 - 1992	26-1951
440cc	Panther 440	1984 - 1989	26-1896
440cc	Panther 440	1992 - 1993	26-1891
440cc	Panther 440	1997 - 2002	26-1897
440cc	Panther Deluxe	1992	26-1907
440cc	Panther Deluxe	1993 - 1995	26-1891
440cc	Panther Deluxe	1996	26-1897
440cc	Panther Liquid Cooled	1996	26-1950
440cc	Panther Rental	1995	26-1907
440cc	Prowler 2 Up	1991 - 1992	26-1951
440cc	Prowler 2 Up	1993	26-1950
440cc	Prowler 440	1991 - 1992	26-1951
440cc	Prowler 440	1993	26-1950
440cc	Prowler Mountain Cat	1990 - 1992	26-1951
440cc	Prowler Special	1991	26-1951
440cc	Super Jag	1990	26-1896
440cc	Super Jag LT	1987 - 1992	26-1896
440cc	Z 440	1995 - 1999	26-1897
440cc	Z 440	2000	26-1900
440cc	Z 440	2001	26-1897
440cc	Z 440	2002 - 2005	26-1900
440cc	Z 440 ES	2001	26-1897
440cc	Z 440 ES	2002	26-1900
440cc	Z 440 ESR	2003	26-1900
440cc	Z 440 LX	2004 - 2006	26-1900
440cc	Z 440 Sno-Pro	1999 - 2000	26-1897
440cc	Z 440 Sno-Pro	2001 - 2003	26-1908
440cc	ZL 440	1997 - 2000	26-1950
440cc	ZR 440	1993 - 1994	26-1952

CC	Model	Years	Carburetor Rebuild Kit
Arctic Cat™			
440cc	ZR 440	1997	26-1808
440cc	ZR 440 Sno-Pro	1997	26-1808
500cc	Cheetah	1986 - 1990	26-1912
500cc	Cheetah Touring	1988 - 1990	26-1912
500cc	Cougar	1986 - 1990	26-1912
500cc	Cougar Mountain Cat	1986 - 1990	26-1912
500cc	El Tigre 6000 LC	1980 - 1985	26-1913
500cc	Fire Cat 500	2003 - 2006	26-1915
500cc	Fire Cat 500/Sno-Pro	2003 - 2006	26-1915
500cc	M5 500 Mountain Cat	2005	26-1914
500cc	Mountain Cat 500	2002	26-1916
500cc	Panther	1986	26-1896
500cc	Saber Cat 500 & LX	2004 - 2005	26-1914
500cc	ZL 500	1998 - 2000	26-1954
500cc	ZR 500	1998 - 2000	26-1954
500cc	ZR 500	2001	26-1916
500cc	ZR 500 Cross Country	2002	26-1916
530cc	Cheetah	1987 - 1988	26-1913
530cc	El Tigre 6000	1987 - 1989	26-1913
530cc	El Tigre EXT	1990	26-1919
530cc	El Tigre Mountain Cat	1990	26-1913
550cc	Bear Cat 550	1995 - 1996	26-1952
550cc	Bear Cat Wide Track	1996 - 2002	26-1952
550cc	Cheetah 550	1994	26-1952
550cc	Cougar	1995 - 1998	26-1952
550cc	Cougar 2 Up	1996	26-1952
550cc	Cougar Deluxe	1998	26-1952
550cc	Cougar Mountain Cat	1995 - 1998	26-1952
550cc	EXT	1993	26-1952
550cc	EXT Special	1991	26-1958
550cc	Pantera 550	2002 - 2005	26-1952
550cc	Panther 550	1997 - 2001	26-1952
550cc	Prowler 550 / 2 UP	1995	26-1952
550cc	ZL 550	2001	26-1952
550cc	ZL 550	2002 - 2003	26-1919
550cc	ZL 550 esr	2000 - 2003	26-1919
570cc	Bear Cat 2000	2015 - 2018	26-1921
570cc	Bear Cat 570	2004 - 2006	26-1914
570cc	Bear Cat 570	2007 - 2008	26-1921
570cc	Bear Cat 570/XT	2009 - 2014	26-1921
570cc	F570/LXR	2008 - 2014	26-1921
570cc	Lynx 2000	2015 - 2020	26-1921
570cc	Mountain Cat 570	2002 - 2004	26-1914
570cc	Panther 570	2002 - 2006	26-1914
570cc	Panther 570	2007	26-1921
570cc	Panther 570 esr	2002 - 2003	26-1914
570cc	T 570	2008 - 2014	26-1921
570cc	Z 570 All Models	2002 - 2006	26-1914
570cc	Z 570 All Models	2007	26-1921
580cc	EXT 580	1993 - 1994	26-1952
580cc	EXT 580	1995 - 1996	26-1956
580cc	EXT Powder Special	1995	26-1952
580cc	EXT Powder Special	1996 - 1997	26-1955
580cc	EXT580 Mountain Cat	1993 - 1994	26-1952
580cc	ZR 580	1993	26-1952
580cc	ZR 580	1994 - 1996	26-1956
600cc	600 Cross Country Racer	2014	26-1922
600cc	600 Sno-Pro Cross Country	2010	26-1922
600cc	600 Sno-Pro Factory Racer	2010	26-1925
600cc	600 Sno-Pro Factory Racer	2014	26-1922
600cc	600 Sno-Pro Racer	2008	26-1924
600cc	600 Sno-Pro Racer	2009	26-1925
600cc	600 Sno-Pro/CC	2011 - 2013	26-1922
600cc	EXT 600 Triple All Models	1997	26-1957
600cc	EXT 600 Triple All Models	1998	26-1958
600cc	Firecat 600	2004	26-1924
600cc	Mountain Cat 600 VEV	2001	26-1926
600cc	Saber Cat 600	2004	26-1924
600cc	Triple Touring 600	1999 - 2000	26-1958
600cc	ZR 600	1998	26-1954
600cc	ZR 600	2000	26-1770
600cc	ZR 600	2001 - 2002	26-1926
600cc	ZR 600 Blair Morgan	2000	26-1770
600cc	ZR 600 VEV	2001	26-1926
600cc	ZR 6000 Carb	2014 - 2016	26-1922
600cc	ZRT 600	1995 - 1997	26-1957
600cc	ZRT 600	1998 - 2000	26-1958

CARBURETOR REPAIR KITS

CODE = B

KEYWORD = 5



Kit includes all necessary O-rings, gaskets, jets, needles, mixture screws, float bowl screws, float valve needles and seats. (Needle jet and other pressed in jets are not included in kit.)

CC	Model	Years	Carburetor Rebuild Kit
Arctic Cat™			
600cc	ZRT 600	2001 - 2002	26-1927
650cc	Wild Cat	1989 - 1990	26-1923
650cc	Wild Cat Mountain Cat	1989 - 1992	26-1923
700cc	F7 700	2004 - 2006	26-1928
700cc	Powder Special 700/LE	2000	26-1786
700cc	Wild Cat	1991 - 1993	26-1923
700cc	Wild Cat Mountain Cat	1991 - 1993	26-1923
700cc	ZL 700	2000	26-1787
700cc	ZR 700	1994 - 1995	26-1923
700cc	ZR 700	1999 - 2000	26-1787
800cc	Mountain Cat 800	2001 - 2002	26-1929
800cc	Pantera 800	1998	26-1960
800cc	ZL 800 All Models	2001 - 2002	26-1929
800cc	ZR 800 All Models	2001 - 2002	26-1929
800cc	ZRT 800	1995 - 1998	26-1960
900cc	Mountain Cat 900	2003 - 2004	26-1930
900cc	Thunder Cat Mountain Cat	1993	26-1958
900cc	Thunder Cat Mountain Cat	1994 - 1997	26-1960
900cc	ZR 900	2003 - 2005	26-1930
900cc	ZR 900 Sno-Pro	2003 - 2005	26-1930
1000cc	Mountain Cat 1000	2001 - 2002	26-1959
1000cc	Pantera 1000	2000 - 2001	26-1959
1000cc	Thunder Cat	1998	26-1957
1000cc	Thunder Cat	1999	26-1960
1000cc	Thunder Cat	2000 - 2002	26-1959
1000cc	Thunder Cat Mountain Cat	1998 - 1999	26-1957
Polaris™			
120cc	120 Indy	2014 - 2021	26-1931
120cc	XC 120	2007 - 2013	26-1931
340cc	340 Classic	2003 - 2006	26-1788
340cc	340 Edge	2003	26-1788
340cc	340 Edge LX	2007	26-1788
340cc	340 Touring	2003	26-1789
340cc	340 Touring	2004 - 2007	26-1788
340cc	340 TranSport/Euro	2008	26-1788
340cc	Indy 340	1999	26-1789
340cc	Indy 340	2004 - 2008	26-1788
340cc	Indy 340 Deluxe	1999 - 2002	26-1789
340cc	Indy 340 Touring	1999 - 2002	26-1789
340cc	Indy Sport	1987 - 1989	26-1789
340cc	Indy Sport GT	1989	26-1789
340cc	Indy Sport/Super/SS GT	1990	26-1789
340cc	IndyLite 340	1991 - 1997	26-1789
340cc	IndyLite Deluxe 340	1992 - 1998	26-1789
340cc	IndyLite GT 340	1991 - 1997	26-1789
340cc	IndyLite Touring 340	1998	26-1789
340cc	Sprint 340	1986 - 1987	26-1789
340cc	Sprint ES 340	1986 - 1990	26-1789
340cc	Star Twin 340	1985	26-1789
340cc	Star Twin/ES 340	1985	26-1789
400cc	400	1985	26-1793
400cc	400	1986 - 1991	26-1792
400cc	400 SKS	1987	26-1792
400cc	Indy 400 Classic	1988	26-1792
400cc	Indy 400 SKS	1988	26-1792
400cc	Indy/Indy SKS/Indy Classic	1984	26-1793
400cc	Indy/Indy SKS/Indy Classic	1990 - 1991	26-1792
400cc	Trail 400	1987	26-1793
400cc	Trail 400 SKS	1987	26-1793
440cc	440	1992	26-1796
440cc	440 Indy	1996 - 1998	26-1796
440cc	440 L/C	1993 - 1997	26-1796
440cc	Indy Trail	1983 - 1984	26-1796
440cc	Indy/Indy 440 SKS	1992 - 1995	26-1796
440cc	Long Track 440	1983 - 1987	26-1965
440cc	Long Track Reverse	1986 - 1987	26-1965
440cc	Pro X 440 FC/2	2003	26-1801
440cc	Sport 440	1983	26-1965
440cc	Sport 440	1988 - 1991	26-1789
440cc	Sport 440	1992 - 1996	26-1802
440cc	Sport 440	1997 - 1999	26-1966
440cc	Sport 440	1992 - 1996	26-1803
440cc	Sport 440	1997 - 1999	26-1967
440cc	Sport GT 440	1989 - 1991	26-1789
440cc	Sport GT 440	1992	26-1803
440cc	Sport SKS 440	1994	26-1803
440cc	Sport/Super Sport 440	1984	26-1796
440cc	Super Sport 440	1994	26-1803

CC	Model	Years	Carburetor Rebuild Kit
Polaris™			
440cc	Super Sport 440	1995 - 1996	26-1967
440cc	Trail 440	1985	26-1796
440cc	Tran Sport 440	1996	26-1803
440cc	Tran Sport 440	1997 - 1999	26-1967
440cc	XCF 440	1997 - 1998	26-1967
440cc	XCF SP Edge 440	1999 - 2000	26-1808
440cc	XCF SP Edge 440	2001	26-1809
500cc	500	1989	26-1800
500cc	500	1991 - 1992	26-1800
500cc	500 Carb SKS	1996	26-1810
500cc	500 Classic	1989	26-1800
500cc	500 Classic	1991 - 1995	26-1800
500cc	500 Classic	1996 - 2000	26-1810
500cc	500 Classic	2003	26-1807
500cc	500 Classic Touring	1993 - 1994	26-1800
500cc	500 Classic Touring	1996 - 2000	26-1811
500cc	500 Indy	1996 - 2000	26-1810
500cc	500 RMK	1996	26-1810
500cc	500 RMK	1997	26-1811
500cc	500 RMK	2001 - 2002	26-1824
500cc	500 SKS	1989	26-1800
500cc	500 SKS	1991	26-1800
500cc	500 SKS	1997	26-1810
500cc	500 SKS/SKS Euro	2002	26-1812
500cc	500 SP	1989	26-1800
500cc	500 SP	1991	26-1800
500cc	500 XC	1999 - 2000	26-1812
500cc	500 XC	2001	26-1824
500cc	500 XC	2002	26-1825
500cc	500 XC	2003	26-1832
500cc	500 XC SP	1999	26-1812
500cc	500 XC SP	2002	26-1790
500cc	500 XC SP	2003 - 2007	26-1791
500cc	Indy Supertrak 488/500	1991 - 1992	26-1793
500cc	Indy Trail 488/500	1986 - 1990	26-1793
500cc	Indy Trail 488/500	1991 - 1992	26-1796
500cc	Indy Trail 488/500	1993	26-1803
500cc	Indy Trail 488/500	1994 - 1995	26-1796
500cc	Indy Trail 488/500	1996	26-1793
500cc	Indy Trail 488/500	1997	26-1796
500cc	Indy Trail 488/500	1999	26-1796
500cc	Indy Trail Deluxe 488 / 500	1988 - 1990	26-1793
500cc	Indy Trail Deluxe 488 / 500	1991 - 1992	26-1796
500cc	Indy Trail Deluxe 488 / 500	1993	26-1803
500cc	Indy Trail Deluxe 488 / 500	1994 - 1996	26-1796
500cc	Indy Trail Touring 488 / 500	1996	26-1793
500cc	Indy Trail Touring 488 / 500	1997 - 1999	26-1796
500cc	SKS Euro	2000 - 2001	26-1812
500cc	Trail 488	1986	26-1793
500cc	Trail ES 500	1987 - 1989	26-1793
500cc	Trail SKS 500	1988 - 1989	26-1793
500cc	Trail SP 500	1988 - 1989	26-1793
500cc	Trail Supertrak 500	1989 - 1991	26-1793
500cc	Trail Widetrak 500	1990	26-1814
500cc	Wide Track LX/ Euro	2009	26-1814
500cc	Wide Trak GT 500	1993 - 1997	26-1793
500cc	Wide Trak LX 500	1993 - 2015	26-1814
500cc	Widetrak 500	1991 - 1992	26-1814
550cc	550 Classic	2002	26-1815
550cc	550 Classic	2004 - 2005	26-1816
550cc	550 Classic	2006	26-1817
550cc	550 Classic After 8/13/02	2003	26-1816
550cc	550 Classic Before 8/13/02	2003	26-1816
550cc	550 Edge LX	2007	26-1817
550cc	550 Indy	2014 - 2021	26-1822
550cc	550 Indy Adventure	2014 - 2021	26-1822
550cc	550 Indy EVO	2019 - 2021	26-1822
550cc	550 Indy LXT	2014 - 2021	26-1822
550cc	550 Indy Voyager	2014 - 2018	26-1822
550cc	550 IQ LXT/INTL	2011 - 2013	26-1818
550cc	550 IQ Shift/Euro	2009 - 2013	26-1818
550cc	550 LX	2007 - 2008	26-1817
550cc	550 Pro X Fan	2004	26-1816
550cc	550 RMK EVO	2020 - 2021	26-1822
550cc	550 Shift	2011 - 2013	26-1818
550cc	550 Voyager	2019 - 2021	26-1822
550cc	550 Wide Trak LX	2016 - 2019	26-1818
550cc	Sport Touring	1999	26-1967

TERMS & INDEX
NEW
HELMETS
HELMET ACCESSORIES
APPAREL
ACCESSORIES
TRACKS & SUSPENSION
STEERING
TRANS MISSION
PLOW & WINCH
WIND SHIELDS
BRAKES & CARB.
ENGINE PARTS
ELECTRICAL
TRAILER
CHEMICALS
TECH & TOOLS
P.O.P

CARBURETOR REPAIR KITS

CODE = B

KEYWORD = 5



Kit includes all necessary O-rings, gaskets, jets, needles, mixture screws, float bowl screws, float valve needles and seats. (Needle jet and other pressed in jets are not included in kit.)

CC	Model	Years	Carburetor Rebuild Kit
Polaris™			
550cc	Sport Touring	2000	26-1821
550cc	Sport Touring	2001 - 2002	26-1815
550cc	Sport Touring	2003 - 2004	26-1816
550cc	Sport Touring ES	2001 - 2002	26-1815
550cc	Super Sport 550	2000	26-1821
550cc	Super Sport 550	2001 - 2002	26-1815
550cc	Super Sport 550	2004 - 2005	26-1816
550cc	Super Sport 550	2006 - 2008	26-1817
550cc	Super Sport 550 After 8/13/02	2003	26-1816
550cc	Super Sport 550 Before 8/13/02	2003	26-1816
550cc	Super Sport Edge 550	2001	26-1815
550cc	Super Sport Edge 550	2004	26-1816
550cc	Super Sport Edge 550	2007	26-1817
550cc	Super Sport Edge 550 After 8/13/02	2003	26-1816
550cc	Super Sport Edge 550 Before 8/13/02	2003	26-1816
550cc	Super Sport M-10 F/O After 8/13/02	2003	26-1816
550cc	Super Sport M-10 F/O Before 8/13/02	2003	26-1816
550cc	Super Sport/Euro 550	2008	26-1817
550cc	Trail RMK 550	1999	26-1796
550cc	Trail RMK 550	2000 - 2006	26-1820
550cc	Trail RMK 550	2007 - 2010	26-1823
550cc	Trail Touring 550	2000	26-1821
550cc	Trail Touring 550	2002	26-1815
550cc	Trail Touring 550	2003	26-1816
550cc	Trail Touring 550 / Deluxe	2004 - 2005	26-1816
550cc	Trail Touring 550 / Deluxe	2006	26-1826
550cc	Trail Touring 550 / Deluxe	2007 - 2010	26-1817
600cc	600	1986 - 1987	26-1795
600cc	600 Classic	2002	26-1831
600cc	600 Classic	2003 - 2006	26-1827
600cc	600 Classic Edge	2001	26-1828
600cc	600 Classic Touring	2001	26-1847
600cc	600 Classic Touring	2002 - 2003	26-1829
600cc	600 Classic Touring	2004	26-1846
600cc	600 Classic Touring	2004	26-1830
600cc	600 Edge Touring	2005 - 2006	26-1830
600cc	600 Edge Touring	2005 - 2006	26-1846
600cc	600 HO Fusion F/O	2006	26-1833
600cc	600 HO IQ F/O	2007	26-1833
600cc	600 HO RMK 144 F/O	2006	26-1834
600cc	600 HO Switchback F/O	2006 - 2007	26-1833
600cc	600 IQ Racer/INTL	2008 - 2018	26-1836
600cc	600 IQ Shift/Euro	2008 - 2009	26-1838
600cc	600 LE	1986 - 1987	26-1795
600cc	600 Pro X	2001	26-1839
600cc	600 Pro X	2002	26-1840
600cc	600 RMK	1998	26-1986
600cc	600 RMK	2001	26-1841
600cc	600 RMK	2002 - 2005	26-1842
600cc	600 RMK (144/155)	2007	26-1834
600cc	600 RMK 144	2008	26-1845
600cc	600 RR/Euro	2008 - 2009	26-1844
600cc	600 Switchback	2004 - 2005	26-1846
600cc	600 Touring	2000	26-1847
600cc	600 Touring	2004 - 2006	26-1846
600cc	600 Triumph	2000	26-1974
600cc	600 XC	2003	26-1827
600cc	600 XC Deluxe	2000	26-1986
600cc	600 XC LC/2	1998 - 2000	26-1986
600cc	600 XC LC/3	1997	26-1797
600cc	600 XC SP	1999	26-1986
600cc	600 XC SP	2000 - 2002	26-1831
600cc	600 XC SP	2003 - 2005	26-1827
600cc	600 XCR	1994	26-1968
600cc	600 XCR	1996	26-1797
600cc	600 XCR	1997 - 1998	26-1969
600cc	600 XCR SE	1997 - 1998	26-1969
600cc	600 XCR SP	1996	26-1969
600cc	HO RMK 144	2006	26-1834
600cc	HO RMK 144	2008	26-1845
600cc	HO RMK 144 / 155	2007	26-1834

CC	Model	Years	Carburetor Rebuild Kit
Polaris™			
600cc	Indy 600 XCR	1995 - 1996	26-1797
600cc	Indy Ultra SPX/SPX SE	1997	26-1969
600cc	Indy XLT Special XTRA	1994	26-1848
600cc	Indy XLT/SKS/SP	1992 - 1994	26-1848
600cc	XLT 600	1995 - 1997	26-1848
600cc	XLT Classic 600	1998	26-1797
600cc	XLT Classic 600	1999	26-1849
600cc	XLT LTD 600	1997 - 1998	26-1849
600cc	XLT LTD SP 600	1997	26-1797
600cc	XLT RMK 600	1995 - 1996	26-1848
600cc	XLT SKS 600	1995 - 1997	26-1848
600cc	XLT SP 600	1995	26-1848
600cc	XLT SP 600	1996 - 1998	26-1797
600cc	XLT SP 600	1999	26-1974
600cc	XLT Touring	1995 - 1999	26-1849
650cc	650 Indy	1988	26-1795
650cc	650 Indy	1989 - 1990	26-1968
650cc	650 Indy	1992	26-1797
650cc	650 SKS	1988	26-1795
650cc	650 SKS	1989 - 1990	26-1968
680cc	Ultra 680	1996 - 1998	26-1971
680cc	Ultra SKS 680	1996	26-1971
680cc	Ultra SP 680	1996 - 1997	26-1971
680cc	Ultra Touring 680	1997 - 1998	26-1971
700cc	700 Classic	2001	26-1987
700cc	700 Classic	2002	26-1850
700cc	700 Classic	2003 - 2004	26-1851
700cc	700 Classic Touring	2003	26-1851
700cc	700 Edge RMK	2003	26-1851
700cc	700 EV XC SP Edge	2001	26-1850
700cc	700 RMK	1999	26-1986
700cc	700 RMK	2001	26-1837
700cc	700 RMK	2003 - 2005	26-1852
700cc	700 SKS	1999 - 2000	26-1986
700cc	700 SKS	2001	26-1987
700cc	700 SKS	2003	26-1851
700cc	700 SKS/Euro	2002	26-1853
700cc	700 Switchback	2004	26-1851
700cc	700 XC	1998 - 2001	26-1986
700cc	700 XC DLX	2000	26-1986
700cc	700 XC SP	1999 - 2000	26-1986
700cc	700 XC SP	2001	26-10128
700cc	700 XC SP	2002	26-1850
700cc	700 XC SP	2003 - 2005	26-1851
700cc	700 XCR	1998	26-1969
700cc	Indy Ultra	1998	26-1971
700cc	Indy Ultra SP/SKS/RMK	1996	26-1971
700cc	Indy Ultra/Ultra SP	1997	26-1971
700cc	Pro X 700	2003 - 2004	26-1851
800cc	800 Classic	2004	26-1851
800cc	800 Classic Touring	2003 - 2004	26-1854
800cc	800 Edge Touring	2005	26-1854
800cc	800 LE	2001	26-1855
800cc	800 Pro X	2003 - 2004	26-1851
800cc	800 RMK	2000	26-1857
800cc	800 RMK	2003 - 2005	26-1860
800cc	800 RMK 144	2001	26-1858
800cc	800 RMK 151	2001	26-1858
800cc	800 RMK 151 Built Before 3/1/01	2002	26-1859
800cc	800 RMK F/O 144	2002	26-1859
800cc	800 RMK F/O 144 STOCK	2002	26-1859
800cc	800 RMK F/O 151 STOCK	2002	26-1859
800cc	800 RMK F/O 156	2002	26-1859
800cc	800 RMK SP 144	2001	26-1858
800cc	800 RMK SP 151	2001	26-1858
800cc	800 SKS	2003	26-1851
800cc	800 Switchback	2004 - 2005	26-1854
800cc	800 XC SP Edge	2001	26-1855
800cc	800 XC SP Edge	2002	26-1850
800cc	800 XC SP Edge	2003 - 2005	26-1851
Ski-Doo™			
250cc	Citation	1987	26-1976
250cc	Elan FC/1	1986 - 1996	26-1975
250cc	Safari Citation/Tundra	1988 - 1992	26-1976
250cc	Tundra	1987	26-1976
280cc	Tundra/II/LT	1993 - 1997	26-1977
280cc	Tundra/II/LT/R	1998 - 2005	26-1977

CARBURETOR REPAIR KITS

CODE = B

KEYWORD = 5



Kit includes all necessary O-rings, gaskets, jets, needles, mixture screws, float bowl screws, float valve needles and seats. (Needle jet and other pressed in jets are not included in kit.)

CC	Model	Years	Carburetor Rebuild Kit
Ski-Doo™			
300cc	Freestyle 300F	2006	26-1978
300cc	Freestyle Session 300F	2007 - 2008	26-1978
300cc	Skandic Tundra 300F	2007 - 2009	26-1978
300cc	Tundra 300F	2006	26-1978
377cc	Citation / Safari / Saga	1988 - 1989	26-1977
377cc	Safari	1987	26-1977
377cc	Safari L / LE / Deluxe	1993 - 1994	26-1979
377cc	Skandic II/IR	1993	26-1979
380cc	Formula S	1995 - 1999	26-10107
380cc	Formula S/DLX	2000 - 2001	26-10107
380cc	Grand Touring 380 F	2002 - 2003	26-10108
380cc	Legend 380 F	2002 - 2003	26-10108
380cc	Legend 380 F	2004	26-1980
380cc	MX Z 380 F	2001	26-10107
380cc	MX Z 380 F	2002 - 2003	26-10108
380cc	MX Z 380 F/GT 380 F	2004	26-1980
380cc	Skandic 380	1995 - 2000	26-10107
380cc	Touring E 380 F	1995 - 2001	26-10107
440cc	Formula MX Z/GT LE 440 F	1997 - 2001	26-1936
440cc	MX Z 440 F	1997 - 2001	26-1936
440cc	MX Z 440 Racing LC	2006 - 2007	26-1861
440cc	MX Z X 440 LC	2000 - 2003	26-1933
440cc	MX Z X 440 Racing LC	2004 - 2006	26-1861
440cc	Skandic 440/LT 440 F	2001	26-1934
440cc	Skandic 440/LT 440 F	2002 - 2005	26-1935
440cc	Skandic 440/LT 440 F	2006 - 2007	26-1981
440cc	Touring LE 440 F	1995	26-10107
440cc	Touring LE 440 F	1996 - 2000	26-1936
467cc	Formula MX/MX LT	1987 - 1990	26-1938
467cc	Formula MX/XTC/XTCR	1991 - 1993	26-1938
467cc	Safari GLX / LC	1990 - 1991	26-1983
467cc	Safari GLX / LC / LCE	1992	26-1983
496cc	Escapade	1988	26-1941
500cc	500 SS GSX Sport	2005	26-1863
500cc	500 SS GTX Sport	2005	26-1863
500cc	500 SS Legend/GT Sport	2004	26-10103
500cc	Grand Touring 500	2002 - 2003	26-10102
500cc	Legend 500 LC	2002 - 2003	26-10102
500cc	MX Z 500	2002	26-10102
500cc	MX Z 500 Adrenaline	2003	26-10102
500cc	MX Z 500 Trail	2003	26-10102
500cc	MX Z 500SS Trail	2005	26-1863
500cc	Skandic Wide Track LC	1997 - 1999	26-1984
500cc	Skandic Wide Track LC	2000	26-1985
503cc	Alpine I II	1988	26-1991
503cc	Alpine II	1990 - 1995	26-1991
503cc	Escapade	1987	26-1941
503cc	Formula 500 DLX F	1999 - 2001	26-1936
503cc	Formula SL 503 F	1995 - 1996	26-1941
503cc	Formula SL 503 F	1997 - 1999	26-1936
503cc	MX Z 500 F	2001	26-1936
503cc	Nordic 60	1988 - 1991	26-1992
503cc	Safari 503	1988	26-1983
503cc	Safari Cheyenne	1989	26-1977
503cc	Safari Escapade	1989	26-1941
503cc	Safari Rally	1993 - 1994	26-1941
503cc	Safari Voyager	1989	26-1941
503cc	Skandic 500 F	1995 - 1996	26-1941
503cc	Skandic 500 F	1997 - 2000	26-1936
503cc	Skandic 500 SWT	2001 - 2002	26-1937
503cc	Skandic 500 WT	2001 - 2002	26-1937
503cc	Skandic 503	1987	26-1983
503cc	Skandic 503 R R SLT	1993	26-1941
503cc	Skandic Escapade Stratos	1988	26-1941
503cc	Skandic Ski Hill Special	1995	26-1992
503cc	Skandic Super Wide Track	1997 - 1998	26-1992
503cc	Skandic Super Wide Track	1999 - 2000	26-1985
503cc	Skandic Super Wide Track	2003	26-1937
503cc	Skandic Wide Track	1995 - 1997	26-1992
503cc	Skandic Wide Track	1998 - 2000	26-1985
503cc	Skandic Wide Track	2003	26-1937
503cc	Skandic/SLT	1993 - 1994	26-1941
503cc	Stratos	1987 - 1988	26-1941
503cc	Summit 500 F	2001	26-1940
503cc	Touring 500 F	2001	26-1936
503cc	Touring SLE 503 F	1995 - 1996	26-1941
503cc	Touring SLE 503 F	1997 - 2000	26-1936

CC	Model	Years	Carburetor Rebuild Kit
Ski-Doo™			
536cc	Formula Plus/ LT	1989 - 1990	26-1993
536cc	Formula Plus/E/XTC/XTCE	1991	26-1993
550cc	Expedition 550F	2005 - 2006	26-1942
550cc	Expedition Sport 550F	2007 - 2019	26-1943
550cc	Freestyle Back Country 550F	2007	26-1943
550cc	Freestyle BC/Park 550F	2008 - 2009	26-1943
550cc	Freestyle Park 550F	2007	26-1943
550cc	Freestyle Session 550F	2007	26-1943
550cc	Grand Touring 550 F	2003	26-1942
550cc	Grand-Touring Sport 550F	2010 - 2015	26-1943
550cc	GSX 550F	2005 - 2009	26-1942
550cc	GSX 550F	2010	26-1943
550cc	GTX 550F	2005 - 2009	26-1942
550cc	Legend 550 F	2003 - 2004	26-1942
550cc	MX Z 550 F	2003 - 2008	26-1942
550cc	MX Z 550 X	2006 - 2009	26-1942
550cc	MXZ Sport 550F	2011 - 2014	26-1943
550cc	MXZ TNT 550F	2010 - 2012	26-1943
550cc	Renegade Sport 550F	2010 - 2014	26-1943
550cc	Skandic 550 F	2004	26-1942
550cc	Skandic 550F	2016 - 2019	26-1943
550cc	Skandic 550F WT/SWT	2011 - 2015	26-1943
550cc	Skandic Sport SUV/WT/ SWT	2004 - 2007	26-1939
550cc	Skandic Sport SUV/WT/ SWT	2009 - 2010	26-1943
550cc	Skandic SUV 550F	2008	26-1943
550cc	Skandic SWT 550F	2008	26-1939
550cc	Skandic Tundra 550 STD/Sport/LT	2010 - 2012	26-1943
550cc	Skandic Tundra LT 550F	2008 - 2009	26-1943
550cc	Skandic Tundra Sport/ LT 550F	2013 - 2016	26-1943
550cc	Skandic Tundra WT 550F	2014 - 2015	26-1943
550cc	Skandic WT 550F	2008	26-1943
550cc	Summit 550F	2003 - 2009	26-1944
550cc	Tundra 550F	2018 - 2019	26-1943
550cc	Tundra LT Sport 550F	2016 - 2017	26-1943
550cc	Tundra Sport 550F	2019	26-1943
582cc	Formula MX/XTC	1992	26-1938
582cc	Formula Plus/E/XTC/XTCE	1992	26-1993
583cc	Formula Mach 1	1989 - 1990	26-1996
583cc	Formula Z	1994 - 1996	26-1945
583cc	Formula Z	1997 - 1999	26-1946
583cc	Grand Touring 583	1997	26-1998
583cc	MX Z 583	1996 - 1998	26-1946
583cc	Summit 583	1996 - 1997	26-1998
600cc	500 SS GSX Sport	2006 - 2007	26-1863
600cc	500 SS GSX Sport	2008 - 2009	26-1864
600cc	500 SS GTX Sport	2006 - 2008	26-1863
600cc	500 SS GTX Sport	2009	26-1864
600cc	Formula Deluxe 600	2000	26-1947
600cc	Formula Z	2000	26-1947
600cc	Grand Touring 600	2000	26-1947
600cc	Grand Touring 600	2002 - 2003	26-10103
600cc	Grand-Touring Sport 600	2010 - 2014	26-1865
600cc	GSX 600	2004	26-1866
600cc	GSX 600	2005	26-1867
600cc	GSX Sport 600	2010	26-1865
600cc	GTX 600 HO	2005	26-1867
600cc	Legend 500 SS	2004	26-10103
600cc	Legend 600	2002 - 2003	26-10103
600cc	MX Z 500SS Trail	2006 - 2007	26-1863
600cc	MX Z 600	1999 - 2000	26-1947
600cc	MX Z 600	2002 - 2003	26-10103
600cc	MX Z 600 HO	2003	26-1866
600cc	MX Z 600RS	2008	26-1868
600cc	MX Z Adrenaline 600	2003	26-10103
600cc	MX Z Adrenaline 600	2004	26-1866
600cc	MX Z Adrenaline 600 HO	2005	26-1867
600cc	MX Z Adrenaline 600HO	2006 - 2007	26-1867
600cc	MX Z Renegade HO	2005	26-1867
600cc	MX Z Renegade/X	2004	26-1866
600cc	MX Z Sport 600	2010	26-1865
600cc	MX Z Sport 600 XP	2011 - 2015	26-1865
600cc	MX Z Sport/Trail 600 HO	2004	26-1866

TERMS & INDEX
NEW
HELMETS
HELMET ACCESSORIES
APPAREL
ACCESSORIES
TRACKS & SUSPENSION
STEERING
TRANS MISSION
PLOW & WINCH
WIND SHIELDS
BRAKES & CARB.
ENGINE PARTS
ELECTRICAL
TRAILER
CHEMICALS
TECH & TOOLS
P.O.P

CARBURETOR REPAIR KITS

CODE = B

KEYWORD = 5



Kit includes all necessary O-rings, gaskets, jets, needles, mixture screws, float bowl screws, float valve needles and seats. (Needle jet and other pressed in jets are not included in kit.)

CC	Model	Years	Carburetor Rebuild Kit
Ski-Doo™			
600cc	MX Z TNT 500SS	2008 - 2009	26-1864
600cc	MX Z TNT 600	2010 - 2011	26-1865
600cc	MX Z TNT 600 XP	2012	26-1865
600cc	MX Z Trail 500SS	2008 - 2009	26-1864
600cc	MX Z Trail 600	2003	26-10103
600cc	MX Z Trail 600 HO	2005	26-1867
600cc	MX Z X 600RS	2009	26-1868
600cc	MX Z X 600RS	2010 - 2014	26-1870
600cc	MXZ 600 2-Stroke Carb	2016 - 2020	26-1865
600cc	MXZ 600RS	2016 - 2017	26-1871
600cc	Renegade 600 2-Stroke Carb	2016 - 2018	26-1865
600cc	Renegade Sport 600	2015	26-1865
600cc	Renegade Sport 600 Carb	2019 - 2020	26-1865
600cc	Skandic WT 600	2008 - 2010	26-10001
600cc	Skandic/WT/SUV 600	2001	26-10000
600cc	Skandic/WT/SUV 600	2002 - 2003	26-10113
600cc	Skandic/WT/SUV 600	2004 - 2007	26-10001
600cc	Summit 600	1999 - 2000	26-1947
600cc	Summit 600	2002	26-10103
600cc	Summit 600 Carb	2016 - 2018	26-1865
600cc	Summit Everest 500SS	2009	26-1864
600cc	Summit Sport 600	2010 - 2015	26-1865
600cc	Summit Sport 600 Carb	2019 - 2020	26-1865
670cc	Formula Deluxe 670	1999	26-1948
670cc	Formula MX Z	1996 - 1998	26-1948
670cc	Formula MX Z	1999	26-1946
670cc	Formula SS	1996	26-1948
670cc	Formula Z	1998 - 1999	26-1948
670cc	Grand Touring 670SE	1996	26-1948
670cc	Summit 670 X	1998 - 1999	26-1946
700cc	Formula Deluxe 700	2000	26-10104
700cc	Formula Deluxe 700	2001	26-1872
700cc	Formula III 700	2000	26-10117
700cc	Formula Z	2000	26-10118
700cc	Grand Touring 700	2000	26-10117
700cc	Grand Touring 700	2001 - 2003	26-1872
700cc	Legend 700	2002 - 2004	26-1872
700cc	MX Z 700	2000	26-10104
700cc	MX Z 700	2001	26-10003
700cc	MX Z 700	2002	26-1872
700cc	MX Z 700 Adrenaline	2003	26-1872
700cc	Summit 700	2000	26-10104
700cc	Summit 700	2001	26-10003
700cc	Summit 700	2002	26-1872
700cc	Summit 700 (Canada)	2000	26-10121
700cc	Summit 700 HM	2000	26-10104
800cc	Grand Touring 800	2002	26-1873
800cc	GSX 800	2004	26-1874
800cc	GSX 800	2005 - 2006	26-1875
800cc	GSX LTD 800HO PTEK	2007	26-1876
800cc	GSX LTD 800R	2008	26-1875
800cc	GTX 800	2005 - 2006	26-1875
800cc	GTX 800	2007	26-1876
800cc	Legend 800	2002	26-1873
800cc	MX Z 800	2000	26-1877
800cc	MX Z 800	2001 - 2002	26-1873
800cc	MX Z 800 Adrenaline	2003	26-1878
800cc	MX Z 800 HO	2003	26-1874
800cc	MX Z 800 Renegade	2003	26-1878
800cc	MX Z Adrenaline 800R	2010	26-1875
800cc	PTEK		
800cc	MX Z Adrenaline/ Renegade	2004	26-1874
800cc	MX Z Adrenaline/ Renegade	2005 - 2006	26-1875
800cc	MX Z Adrenaline/ Renegade	2007	26-1876
800cc	MX Z Adrenaline/ Renegade	2008	26-1875
800cc	MX Z Adrenaline/ Renegade PTEK	2009	26-1875
800cc	MX Z Blizzard 800	2007	26-1876
800cc	MX Z TNT 800R PTEK	2011	26-1875
800cc	MX Z X 800 HO PTEK	2007	26-1876
800cc	MX Z X 800R	2008	26-1875

CC	Model	Years	Carburetor Rebuild Kit
Ski-Doo™			
800cc	MX Z X 800R PTEK	2009 - 2010	26-1875
800cc	MX Z X-RS 800HO PTEK	2007	26-1876
800cc	MX Z X-RS 800R PTEK	2010	26-1875
800cc	Renegade Adrenaline	2010 - 2011	26-1875
800cc	800R PTEK		
800cc	Renegade Back Country	2010 - 2011	26-1875
800cc	800R PTEK		
800cc	Renegade SP 800R PTEK	2011	26-1875
800cc	Renegade X 800R PTEK	2010	26-1875
800cc	Summit 50th Anniversary	2009	26-1875
800cc	Summit 800	2000	26-1877
800cc	Summit 800	2001 - 2002	26-1873
800cc	Summit 800	2005	26-1879
800cc	Summit 800 PTEK	2016	26-1875
800cc	Summit Everest 800R	2008	26-1875
800cc	Summit Everest 800R PTEK	2009 - 2011	26-1875
800cc	Summit Hillclimb 800	2009 - 2010	26-1875
800cc	Summit SP 800R PTEK	2011	26-1875
800cc	Summit Sport 800R PTEK	2012 - 2015	26-1875
800cc	Summit X 800R	2008	26-1875
800cc	Summit X 800R PTEK	2009 - 2010	26-1875
800cc	Summit X/XRS 800R	2007	26-1879
Yamaha™			
120cc	SRX120	2013 - 2021	26-1880
250cc	Bravo 250	1984 - 2011	26-1881
340cc	Enticer 340	1985	26-1984
340cc	Enticer 340	1986 - 1988	26-1884
340cc	Enticer 340 LTR	1988	26-1884
340cc	Enticer 340T	1985 - 1988	26-1884
340cc	Enticer LTR	1989	26-1884
340cc	ET340TL	1987	26-1884
340cc	Excel III 340	1985 - 1988	26-1884
400cc	ET400 410	1989 - 1990	26-1884
480cc	Phazer II LE	1994	26-10005
480cc	Phazer II LE 480	1995	26-10005
480cc	Phazer II LE PZ480	1996	26-10005
480cc	Phazer II Mountain Lite 480	1996 - 1999	26-10005
480cc	Phazer II ST 480	1991 - 1995	26-10005
480cc	Phazer Mountain Lite 480	1997	26-10005
480cc	Phazer PZ480	1986 - 1990	26-10005
480cc	Phazer SE 480	1986 - 1989	26-10005
480cc	Phazer SS 480	1997 - 1998	26-10005
480cc	Phazer SS Electric 480	1997 - 1998	26-10005
480cc	Venture GT 480	1992 - 1993	26-10005
480cc	Venture TR 480	1996 - 1998	26-10005
480cc	Venture XL 480	1991 - 1997	26-10005
500cc	Phazer 500	1999 - 2001	26-1882
500cc	Phazer 500 Deluxe	2001	26-1882
500cc	Phazer Mountain Lite	2000 - 2001	26-1882
500cc	Venture 500 XL	1999	26-1882
500cc	Venture XL	2006	26-1882
500cc	VT500 Venture FC/2	1999 - 2000	26-1882
500cc	VT500XLF	2001	26-1882
540cc	VK 540	1988 - 1991	26-1884
540cc	VK 540 II	1995 - 1998	26-1884
540cc	VK 540 III	1999 - 2005	26-1884
540cc	VK 540 VK 540 II	1993 - 1994	26-1884
540cc	VK 540 VK 540M N P R CR	1988 - 1991	26-1884
600cc	Mountain Max 600	2000 - 2002	26-10039
600cc	SX Venom 600	2004 - 2006	26-10039
600cc	SX Venom ER 600	2004 - 2006	26-10039
600cc	SX600R Venom/ER	2000 - 2003	26-10039
600cc	V Max 600	1999	26-1885
600cc	V Max 600 Deluxe	2000 - 2001	26-10039
600cc	V Max 600 Deluxe Elec Start	1999	26-10039
600cc	V Max 600 ER	2002	26-10039
600cc	V Max 600 SX	1997 - 1998	26-1885
600cc	V Max 600 SX	1999	26-10039
600cc	V Max 600 SXS	1998	26-1885
600cc	V Max 600 XT	1997 - 1998	26-1885
600cc	V Max 600 XTC	1997 - 1998	26-1885
600cc	V Max 600 XTC Deluxe	1998	26-1885
600cc	V Max 600 XTC W/REV	1997	26-1885
600cc	V Max 600 XTR	1998	26-1885
600cc	V Max 600ER	2003	26-10039

CARBURETOR REPAIR KITS

CODE = B

KEYWORD = 5



Kit includes all necessary O-rings, gaskets, jets, needles, mixture screws, float bowl screws, float valve needles and seats. (Needle jet and other pressed in jets are not included in kit.)

CC	Model	Years	Carburetor Rebuild Kit
Yamaha™			
600cc	Venture 600	1999 - 2006	26-10039
700cc	Mountain Max 700	1997 - 2003	26-1886
700cc	Mountain SRX 700	1998	26-10040
700cc	SRX700	1998 - 2002	26-10040
700cc	SX Viper 700	2002 - 2003	26-1887
700cc	SX Viper ER 700	2003 - 2004	26-1887
700cc	SX Viper Mountain 700	2003 - 2006	26-1887
700cc	SX Viper S 700	2004	26-1887
700cc	SX700R	2001	26-1886
700cc	SX700SD	2000	26-1886
700cc	V Max 700	1999 - 2001	26-1886
700cc	V Max 700 Deluxe	1999 - 2001	26-1886
700cc	V Max 700 SX	1997 - 1999	26-1886
700cc	V Max 700 XT	1998	26-1886
700cc	V Max 700 XTC	1998	26-1886
700cc	V Max 700ER	2002	26-1886
700cc	Venture 700	1998 - 2003	26-1886
700cc	Venture 700	2004	26-1887
973cc	Nytro	2006 - 2007	26-10008
973cc	Nytro ER	2006 - 2007	26-10008
973cc	Rage	2006 - 2007	26-10008

CC	Model	Years	Carburetor Rebuild Kit
Yamaha™			
973cc	Rage GT	2007	26-10008
973cc	RS Rage	2005	26-10008
973cc	RS Vector	2005 - 2008	26-10008
973cc	RS Vector ER	2005 - 2006	26-10008
973cc	RS Vector ER/GT	2007	26-10008
973cc	RS Vector GT	2006 - 2008	26-10008
973cc	RS Vector LTX	2008 - 2009	26-10008
973cc	RS Vector LTX GT	2008 - 2009	26-10008
973cc	RS Vector Mountain	2006 - 2007	26-10008
973cc	RS Vector Mountain 900	2005	26-10008
973cc	RS Vector Mountain SE	2006	26-10008
973cc	RS Vector Mountain/SE	2007	26-10008
973cc	RS Vector/ER/GT	2007	26-10008
973cc	RS Venture	2005 - 2018	26-10008
973cc	RS Venture GT	2007 - 2008	26-10008
973cc	RS Viking Professional	2006 - 2015	26-10008
1000cc	RX Warrior	2004 - 2005	26-1895
1000cc	RX Warrior LE	2004 - 2005	26-1895
1000cc	RX-1	2003 - 2005	26-1895
1000cc	RX-1 ER/LE	2003 - 2005	26-1895
1000cc	RX-1 Mountain/LE	2003 - 2005	26-1895



TERMS & INDEX
NEW
HELMETS
HELMET ACCESSORIES
APPAREL
ACCESSORIES
TRACKS & SUSPENSION
STEERING
TRANS MISSION
PLOW & WINCH
WIND SHIELDS
BRAKES & CARB.
ENGINE PARTS
ELECTRICAL
TRAILER
CHEMICALS
TECH & TOOLS
P.O.P

CARBURETOR FLOAT BOWL GASKET



Part No. Code Keyword
650-5000 B 16

Mikuni # VM30/103
 Carburetor Applications: 26-28 mm




Part No. Code Keyword
650-5001 B 16

Mikuni # VM34/71
 Carburetor Applications: 30-34 mm



Part No. Code Keyword
650-5002 B 16

Mikuni # VM36/20
 Carburetor Applications: 36-44 mm



Part No. Code Keyword
650-5003 B 16

Mikuni # VM28/1124
 Carburetor Applications: VM28SS
 Flat Valve



Part No. Code Keyword
650-5004 B 16

Mikuni # VM 34/374
 Carburetor Applications: VM 38 SS
 Flat Valve

FLOAT ASSEMBLY

Includes Needle / Seat / Retainer / Float

Float Assembly Used in TM38 and TM40 Mikuni Rack Carbs
 Fits Polaris™, Arctic Cat™, Ski-Doo™ and possibly others
 1.8 Needle. Check Your Carb for Needle Size to Confrim Fitment.

Part No. Code Keyword
650-1300 B 16

Arctic Cat™ OEM# 6506-144, 6506-097, 6506-284, 6506-121
 Polaris™ OEM# 3130859, 3130977, 3131231
 Ski-Doo™ OEM# 404-1619-32



TERMS & INDEX
 NEW
 HELMETS
 HELMET ACCESSORIES
 APPAREL
 ACCESSORIES
 TRACKS & SUSPENSION
 STEERING
 TRANS MISSION
 PLOW & WINCH
 WIND SHIELDS
 BRAKES & CARB.
 ENGINE PARTS
 ELECTRICAL
 TRAILER
 CHEMICALS
 TECH & TOOLS
 P.O.P

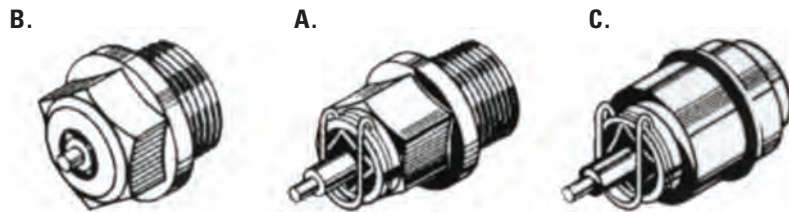
MIKUNI PILOT JETS

PILOT JETS FOR MOST MIKUNI CARBS



Part No.	Mikuni No.	Size	Arctic Cat	John Deere	Moto-Ski	Polaris/ Ski-Doo	Code	Keyword
650-2125	VM 22/210	12.5	—	—	—	—	B	16
650-2150	VM 22/210	15	—	M66912	—	—	B	16
650-2175	VM 22/210	17.5	—	M66913	—	—	B	16
650-2200	VM 22/210	20	6505-138	M66745	404.1086.00	—	B	16
650-2250	VM 22/210	25	6505-075	M66929	404.1103.00	3130064	B	16
650-2300	VM 22/210	30	6505-073	M66844	404.1077.00	3130065	B	16
650-2350	VM 22/210	35	6505-029	M66914	404.1027.00	3130066	B	16
650-2400	VM 22/210	40	6505-047	M65355	404.1091.00	3130067	B	16
650-2450	VM 22/210	45	6505-278	M66746	404.1094.00	3130068	B	16
650-2500	VM 22/210	50	—	M66663	404.1095.00	3130069	B	16
650-2550	VM 22/210	55	—	M66672	404.1139.00	3130070	B	16
650-2600	VM 22/210	60	—	M66915	—	3130071	B	16
650-2650	VM 22/210	65	—	—	—	3130072	B	16
650-2700	VM 22/210	70	6505-395	—	—	—	B	16
650-2750	VM 22/210	75	—	—	—	—	B	16
650-2800	VM 22/210	80	—	—	—	—	B	16

NEEDLE & SEAT ASSEMBLIES



Part No.	Mikuni No.	Size	Type	Carburetor Applications	Code	Keyword
650-3120	VM 26 / 26	2	B	24 - 36 mm Flange Mount-26 - 38 mm Spigot Mount	B	16
650-3125	VM 26 / 26	2.5	B	24 - 36 mm Flange Mount-26 - 38 mm Spigot Mount	B	16
650-3128	VM 26 / 26	2.8	B	24 - 36 mm Flange Mount-26 - 38 mm Spigot Mount	B	16
650-3225	VM 28 / 163	2.5	A	30 - 44 mm Spigot Mount-32 - 34 mm Flange Mount	B	16
650-3415	VM 28 / 163	1.5	A	30 - 44 mm Spigot Mount-32 - 34 mm Flange Mount	B	16
650-3420	VM 28 / 163	2	A	30 - 40 mm Spigot Mount-32 - 34 mm Flange Mount	B	16
650-3615	—	1.5	C	VM 38 SS Flat Valve	B	16
650-3715	—	1.5	B	VM 26 / 26	B	16
650-3000	B34/52	N/A	N/A	Needle and Seat Gasket	B	16

MIKUNI SPARE JET CARRIER & TOOL



Part No. Code Keyword
650-0950 B 17

Now you can store 22 spare main jets in a molded Neoprene rubber carrier complete with special jet removal tool. Carrier may be placed in tool box without loss or damage to precision jets.

PILOT FUEL/AIR SCREW ADJUSTER

Thread: M6 x P0.75,
Total Length: 36mm

Adjust your idle mixture quickly and easily with the Fuel Screw Adjuster

Fits all the 38mm and 40mm Mikuni rack style Carburetors on Arctic Cat™, Polaris™ and Ski-Doo™

Features knurled head for easy adjustment and also has slot for flat head screwdriver



Part No. Code Keyword
650-1100 B 17

MIKUNI MAIN JETS

MAIN JETS, LARGE HEXAGONAL TYPE



Part No.	Qty	Size	Code	Keyword
650-0120	6 pkg	120	B	16
650-0130	6 pkg	130	B	16
650-0140	6 pkg	140	B	16
650-0150	6 pkg	150	B	16
650-0160	6 pkg	160	B	16
650-0170	6 pkg	170	B	16
650-0180	6 pkg	180	B	16
650-0190	6 pkg	190	B	16
650-0200	6 pkg	200	B	16
650-0210	6 pkg	210	B	16
650-0220	6 pkg	220	B	16
650-0230	6 pkg	230	B	16
650-0240	6 pkg	240	B	16
650-0250	6 pkg	250	B	16
650-0260	6 pkg	260	B	16
650-0270	6 pkg	270	B	16
650-0280	6 pkg	280	B	16
650-0290	6 pkg	290	B	16
650-0300	6 pkg	300	B	16

Part No.	Qty	Size	Code	Keyword
650-0310	6 pkg	310	B	16
650-0320	6 pkg	320	B	16
650-0330	6 pkg	330	B	16
650-0340	6 pkg	340	B	16
650-0350	6 pkg	350	B	16
650-0360	6 pkg	360	B	16
650-0370	6 pkg	370	B	16
650-0380	6 pkg	380	B	16
650-0390	6 pkg	390	B	16
650-0400	6 pkg	400	B	16
650-0410	6 pkg	410	B	16
650-0420	6 pkg	420	B	16
650-0430	6 pkg	430	B	16
650-0440	6 pkg	440	B	16
650-0450	6 pkg	450	B	16
650-0460	6 pkg	460	B	16
650-0470	6 pkg	470	B	16
650-0480	6 pkg	480	B	16
650-0490	6 pkg	490	B	16
650-0500	6 pkg	500	B	16
650-0540	6 pkg	540	B	16
650-0560	6 pkg	560	B	16
650-0580	6 pkg	580	B	16
650-0600	6 pkg	600	B	16
650-0620	6 pkg	620	B	16
650-0640	6 pkg	640	B	16
650-0660	6 pkg	660	B	16
650-0680	6 pkg	680	B	16
650-0700	6 pkg	700	B	16

* ORDERING NOTE: Jets are packaged 6 per bag but priced individually

DIAPHRAGM & GASKET SETS



Part No. Code Keyword
670-1000 B 16

HR Carburetor Kit
 For Tillotson HR Carburetors
 Marvel, Schebler / Tillotson
 DG-IHR
 Tillotson DG-IHR




Part No. Code Keyword
670-1002 B 16

HD Carburetor Kit
 For Tillotson HD Carburetors
 Marvel, Schebler / Tillotson
 DG-IHD
 Tillotson DG-IHD



Part No. Code Keyword
670-1004 B 16

Walbro WD Kit
 OEM # D1-WDR
 For Walbro Carburetors
 Series: WD, EDA, WDB,
 WR, SRA, WRC
 Walbro # 92-534




Part No. Code Keyword
670-1005 B 16

Walbro WF D&G Kit
 OE#: D1-WF
 For Walbro Carburetors
 Series: WF
 Walbro # 92-548




Part No. Code Keyword
670-1030 B 16

Replacement Diaphragm and gasket kit for the Mikuni BN Series diaphragm pump type carb, similar to the HR Tillotson in size and appearance. It is used on Go-Carts, Ultra-Lites, etc...This Mikuni carburetor is used to replace Tillotson HR.



Part No. Code Keyword
670-1008 B 16

Mikuni BNO D&G Kit
 Type A L/C engines
 For Mikuni Butterfly type Carburetors
 BNO 38. Replacement kit for Mikuni carburetors on liquid cooled engines as used on Chaparral and Rupp.



Part No. Code Keyword
660-1508 B 16

Replacement diaphragm and gasket kit for the Mikuni BN Series diaphragm pump type carb, similar to the HD Tillotson in size and appearance. It is used on personal watercraft such as Kawasaki Jet Skis, Yamaha, Phazer and Wet Jet.

METERING DIAPHRAGMS



Part No. Code Keyword
670-1011 B 16

Walbro Metering Diaphragm
 OE # WDR
 Walbro Carburetors
 Series WD, WDA, WR



Part No. Code Keyword
670-1016 B 16

HR Metering Diaphragm
 Tillotson HR
 All Models.



Part No. Code Keyword
670-1029 B 16

HD Metering Diaphragm
 Marvel, Schebler / Tillotson 237-603
 Tillotson 014248 HD



TERMS & INDEX
NEW
HELMETS
HELMET ACCESSORIES
APPAREL
ACCESSORIES
TRACKS & SUSPENSION
STEERING
TRANS MISSION
PLOW & WINCH
WIND SHIELDS
BRAKES & CARB.
ENGINE PARTS
ELECTRICAL
TRAILER
CHEMICALS
TECH & TOOLS
P.O.P

NEEDLE & SEATS



Part No.	Code	Keyword
670-3000	B	16



VITON TIP
For Tillotson HL and HR Carburetors
Marvel Schebler/Tillotson # 233-672
Tillotson # 014602
Moto-Ski™ & Ski-Doo™ # 404.0159.00
Made in U.S.A.

PRIMER FITTING



Part No.	Code	Keyword
670-8101	B	16



10 Pack
Mikuni primer inlet connector.
"Capped" for easier installation.
Cut before connecting to line.

PRIMER KIT



Part No.	Code	Keyword
670-8000	B	16



Plunger Type.
Plunger type primer kit complete with T fitting and primer hose.
Dash mount installation.
Made in U.S.A.

PRIMERS



Part No.	Code	Keyword
670-8002	B	16



Plunger Type.
John Deere™ # AM65521
Kawasaki™ # 791406 use 49043-3502
Moto-Ski™ # 414.2226.00, 414.3503.00 use 414.4792.00
Ski-Doo™ # 414.2226.00, 414.3503.00 use 414.4792.00
And Others

PRIMER BULB ASSEMBLIES



Part No.	Code	Keyword
670-8003	B	16

For 7/32" Inside Diameter Hose. Rubber bulb in-line type primer complete with built-in check valves. Can be installed anywhere along fuel line.
Moto-Ski™ & Ski-Doo™ # 570.7100.16
Universal

Part No.	Code	Keyword
670-8004	B	16

For 1/4" Inside Diameter Hose. Rubber bulb in-line type primer complete with built-in check valves. Can be installed anywhere along fuel line.
Universal

CARBURETOR WELCH PLUGS



Part No.	Code	Keyword
670-4000	B	16

Priced Per Bag of 10
For Tillotson HL and HR Carburetors
Marvel Schebler/Tillotson # 179-55
Tillotson # 02531

IN-TANK FILTERS

BRP™ / SKI-DOO™



Part No.	Code	Keyword
680-1100	B	16

Moto-Ski™ and Ski-Doo™ # 414.1491.00 use 414.2474.00 And Others. With Ball Check Valve. Ball check valve prevents fuel from running back into the tank. Fits all 7/32" and 1/4" fuel line.

POLARIS™



Part No.	Code	Keyword
680-1103	B	16

Polaris# 7052215

Fuel filter fits all 5/16" fuel line
*No Check Valve

YAMAHA™



Part No.	Code	Keyword
680-1101	B	16

Yamaha #

823-24560-00-00 use 8H5-24560-00-00
Jumbo size in tank filter like the one being used by Yamaha. 1971-14 All Models. Large flow capacity filter prevents unwanted debris from entering fuel line. Universal application fits most gas tanks.

IN-LINE FUEL FILTERS

UNIVERSAL



Part No.	Code	Keyword
680-1007	B	16

1/4"
Universal Replaces Fram G-2



Part No.	Code	Keyword
680-1000	B	16B

2" Long Sturdy nylon fuel filter. 11-12 gallons per hour capacity fuel flow. Nylon screen traps all dirt particles. Universal fits both 3/16" & 1/4" lines



Part No.	Code	Keyword
680-1001	B	16

3-3/4" Long
Jumbo in-line filter. The nylon screen has a self-cleaning action. Used as original equipment on many snowmobiles. Fits both 7/32" and 1/4" inside diameter fuel line.



Part No.	Code	Keyword
680-1002	B	16

7/32" & 1/4" Combo
Super in-line filter. The nylon screen has a self-cleaning action. Used as original equipment on many snowmobiles. Fits both 7/32" and 1/4" inside diameter fuel line.



Part No.	Code	Keyword
680-1003	B	16B

OEM 2520462/0453695
3-3/4" Long
5/16" I.D. The nylon screen has a self cleaning action. Large diameter inlet for new machines.



Part No.	Qty	Code	Keyword
680-1110	1	B	16
680-1110-1	20 pck	B	16

Fits a 1/4" Fuel line
Brass screen interior



Part No.	Code	Keyword
680-2000	B	16

Fits 3/8" fuel line.
Used on many 1987-09 oil injected equipped snowmobiles.
Ski-Doo™ # 414-5365-00



Part No.	Code	Keyword
680-1004	B	16

Walbro Type
This is the latest design O.E.M. filter used by Arctic Cat™, Bombardier™ and others. A great improved see-thru filter with a larger fuel flow capacity (15 gallons per hour). For 3/16" and 1/4" fuel lines.
Arctic Cat™ # 0109-579 use 0510-335
Moto-Ski™ & Ski-Doo™ # 414.1194.00 use 414.3636.00 and others.
Walbro # 12-512 Universal

CARBURETOR FILTER



BRP™ / SKI-DOO™

Part No.	Code	Keyword
680-1200	B	16

For Tillotson HD and HR carburetors screw-in base type.
Moto-Ski™ & Ski-Doo™ #414.1227.00 and others.
Fram™ G-30, Purolator GF-23

OIL INJECTION FILTERS



BRP™ / SKI-DOO™

Part No.	Code	Keyword
680-2000	B	16

Ski-Doo™ Oil Injection Filter
Fits 3/8" fuel line.



POLARIS™

Part No.	Code	Keyword
680-2002	B	16

Polaris™ Oil Injection Filter
OEM# 2530009/0451089/2630009
Fits 6mm OR 1/4" Fuel Line

YAMAHA™

Part No.	Code	Keyword
680-2001	B	16

Yamaha™ # 859-13410-00-00 use J10-13410-00-00 use 8G8-13410-00-00
Replaces Yamaha's and is used on all newer models with fuel injection.
Side A: Fits 5/16" Line
SIDE B: Fits 1/4" Line



FUEL FILTER HOSE ASSEMBLY



Part No. Code Keyword
680-1008 B 16

Filter Hose Assembly Replaces
 OEM# 2520377

Model	Year
Polaris™	
MOST 700 & 900 MODELS	2005-06



Part No. Code Keyword
680-1009 B 16

Filter Hose Assembly Replaces
 OEM# 2520771


Model	Year
Polaris™	
600 SWITCHBACK	2009-11
600 SWITCHBACK ES	2010-11
600 SWITCHBACK LX	2010
700 DRAGON RMK	2008
700 RMK 155	2008-10
800 ASSAULT RMK	2009-10
800 DRAGON IQ/ES/INTL	2010
800 DRAGON RMK	2008-10
800 DRAGON SWITCHBACK/ES/INTL	2010
800 IQ	2008-10
800 IQ ES	2009-10
800 RMK 144	2010
800 RMK 155	2009-10
800 SWITCHBACK/ES	2010



Part No. Code Keyword
680-1010 B 16

Filter Hose Assembly Replaces
 OEM# 2520918


Model	Year
Polaris™	
600 PRO-RIDE RUSH	2010
600 RUSH PRO R/SC/SP/ES/INTL ALL OPTIONS	2011-12
600 RUSH/ES	2012
600 RUSH/ES/RETRO ES/LX/LX RETRO ALL OPTIONS	2011
600 SWITCHBACK ADVENTURE	2012
600 SWITCHBACK PRO-R	2012
600 SWITCHBACK/ES	2012



Part No. Code Keyword
680-1011 B 16

Filter Hose Assembly Replaces
 OEM# 2521119, 2521095

Model	Year
Polaris™	
600 PRO RMK 155	2012
600 RMK 144/ES/INTL/155/ES ALL OPTIONS	2012
800 PRO RMK 155/163 ALL OPTIONS	2011-12
800 RMK 155/ES/INTL	2011-12
800 RMK ASSAULT 155 ALL OPTIONS	2011-12
800 RUSH PRO-R ALL OPTIONS	2011-12
800 RUSH/ES	2011-12
800 SWITCHBACK ASSAULT ALL OPTIONS	2011-12
800 SWITCHBACK PRO-R/ES/SC/SP/INTL ALL OPTIONS	2012
800 SWITCHBACK/ES	2012



Part No. Code Keyword
680-1012 B 16

Filter Hose Assembly Replaces
 OEM# 2521189

Model	Year
Polaris™	
600 INDY SP/ ES	2013-20
600 PRO RMK 155	2013-16
600 RMK 144/155 ALL OPTIONS	2013-16
600 SWITCHBACK ASSAULT	2014-16
600 VOYAGER/INDY VOYAGER	2014-16
800 INDY/SP	2014-16
800 PRO RMK 155/163 ALL OPTIONS	2013-16
800 RMK 155/ES/INTL	2013-16
800 RMK ASSAULT ALL OPTIONS	2013-16
800 SWITCHBACK ASSAULT ALL OPTIONS	2013-16



Part No. Code Keyword
680-1013 B 16

Filter Hose Assembly Replaces
 OEM# 2520647

Model	Year
Polaris™	
600 CLEANFIRE SWITCHBACK	2007
600 HO IQ TOURING CLEANFIRE/EURO	2007
600 HO IQ/LX CLEANFIRE	2007
600 IQ LXT	2011-15
600 IQ SHIFT/ES/INTL	2012
600 IQ TOURING	2008-10
600 WIDETRAK IQ	2011-17
600/700 IQ DRAGON/700 IQ/600 IQ LX/EURO ALL OPTIONS	2008
600/700 SWITCHBACK/ DRAGON SWITCHBACK ALL OPTIONS	2008



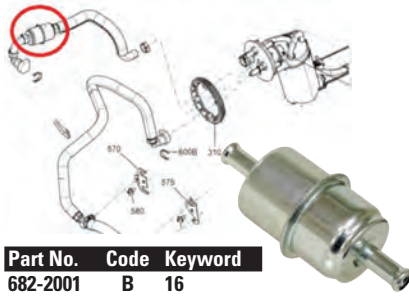
Part No. Code Keyword
680-1014 B 16

Filter Hose Assembly Replaces
 OEM# 2521192

Model	Year
Polaris™	
600 RUSH PRO R/ES/INTL	2013-14
600 RUSH/ES	2013
600 SWITCHBACK ADVENTURE	2013-14
600 SWITCHBACK PRO R/ES/INTL	2013-14
600 SWITCHBACK/ES	2013-14
800 RUSH PRO R ALL OPTIONS	2013-14
800 RUSH/ES	2013
800 SWITCHBACK ADVENTURE	2014
800 SWITCHBACK PRO R/ES/INT/LE ALL OPTIONS	2013-14
800 SWITCHBACK/ES	2013-14

TERMS & INDEX
 NEW
 HELMETS
 HELMET ACCESSORIES
 APPAREL
 ACCESSORIES
 TRACKS & SUSPENSION
 STEERING
 TRANS MISSION
 PLOW & WINCH
 WIND SHIELDS
 BRAKES & CARB.
 ENGINE PARTS
 ELECTRICAL
 TRAILER
 CHEMICALS
 TECH & TOOLS
 P.O.P

FUEL FILTERS



Part No. Code Keyword
682-2001 B 16

Replaces
 OEM# 0570-246 / 513-0335-60 /
 513-0337-19 / 709-0001-00
 Arctic Cat™ 1670-825
 Yamaha™ 8JP-F4560-00
 Fits: 5/16" (8mm) Fuel Hose
Also Fits ATV/UTV/MC

Model	Year
Arctic Cat™	
BEARCAT Z1 XT	2010-14
F 1100	2012-13
JAGUAR Z1 1100	2008
M 1100	2012-13
M 6000	2014-17
PANTERA 7000	2015
TZ1	2009-13
XF 1100	2012-13
XF 6000	2015-17
XF 7000	2014-15
XF 9000	2014-15
Z1 1100	2009-11
ZR 5000	2014-17
ZR 6000	2014-17
ZR 7000	2014-15
ZR 9000	2014-16
Ski-Doo™	
EXPEDITION 600/900 ACE	2019-20
EXPEDITION LE/SE 900 ACE	2019-21
BACKCOUNTRY 600 EFI SPORT	2021

Model	Year
Ski-Doo™	
BACKCOUNTRY 600R E-TEC STD	2019-21
BACKCOUNTRY 850 E-TEC STD (ALL)	2019-21
EXPEDITION LE/SE 600 E-TEC	2011-19
EXPEDITION LE/SE 600R ETEC	2020-21
EXPEDITION LE/SE 900 ACE TURBO	2020-21
EXPEDITION SPORT 600 ACE	2019-21
EXPEDITION SPORT 600 EFI	2021
EXPEDITION SPORT 900 ACE	2019-21
EXPEDITION SWT 600R E-TEC	2021
EXPEDITION SWT 900 ACE	2021
EXPEDITION SWT 900 ACE TURBO	2021
EXPEDITION XTREME 850 E-TEC	2021
FREERIDE 800 ETEC	2012-17
FREERIDE 850 E-TEC	2018-21
GRAND TOURING 600/900 ACE	2019-21
GRAND TOURING 600HO ETEC	2010-18
GRAND TOURING 600R E-TEC	2019-21
GRAND TOURING 900 ACE TURBO	2021
GSX LE/SE 600 ETEC	2009-12
GSX SE 800R ETEC	2012-15
MXZ 600 EFI SPORT	2021
MXZ 600R E-TEC TNT/XRS/X	2018-21
MXZ 600RS	2020-21
MXZ 850 E-TEC TNT/XRS/X	2017-21
MXZ ADRENALINE 600 ETEC	2009-10
MXZ IRON DOG 600 HO E-TEC	2015-17
MXZ IRON DOG 800R E-TEC	2015-16
MXZ RENEGADE /X 600 ETEC	2009
MXZ TNT 800R ETEC	2011-17
MXZ X 600HO ETEC ALL	2009-17
MXZ X 800R ETEC	2010-17
MXZ X-RS 600HO ETEC	2010-17
MXZ X-RS 800R ETEC	2011-17
MX Z/MX Z X 600HO ETEC ALL	2009-17
MX Z/MX Z X 600R ETEC	2018-20
MX Z/MX Z X 850 ETEC	2017
RENEGADE 600 ACE	2020
RENEGADE 600 ACE SPORT	2020-21
RENEGADE 600 EFI SPORT	2021
RENEGADE 600R E-TEC	2019-21
ADRENALINE/ENDURO/IRON DOG	

Model	Year
Ski-Doo™	
RENEGADE 850 E-TEC ADRENALINE/ENDURO/X/XRS	2019-21
RENEGADE 900 ACE ADRENALINE/ENDURO	2019-21
RENEGADE 900 ACE TURBO	2019-21
ADRENALINE/ENDURO/X/XRS	
RENEGADE ADRENALINE 600HO ETEC	2010-17
RENEGADE ADRENALINE 800R ETEC	2011-18
RENEGADE ADRENALINE 850 ETEC	2017-20
RENEGADE BACK COUNTRY/X 600HO ETEC	2010-17
RENEGADE BACKCOUNTRY/X 800R ETEC	2011-17
RENEGADE X 600 ETEC	2010-17
RENEGADE X 800RETEC	2011-17
RENEGADE X 850 ETEC	2017-20
SKANDIC SPORT 600 EFI	2021
SKANDIC WT 600 ACE	2021
SKANDIC WT 600 EFI	2021
SKANDIC WT 600R E-TEC	2021
SKANDIC WT/SWT 900 ACE	2021
SUMMIT 600R E-TEC - SP	2019-21
SUMMIT 850 E-TEC TURBO X	2020-21
SUMMIT 850 ETEC(ALL)	2017-21
SUMMIT EVEREST 800 ETEC	2011
SUMMIT SP 600HO ETEC	2012-17
SUMMIT SP 800R ETEC	2012-17
SUMMIT X 600 ETEC	2009-11
SUMMIT X 800R ETEC	2011-17
TUNDRA 600 ACE LT/SPORT	2021
TUNDRA 600 EFI LT/SPORT	2021
TUNDRA XTREME 600HO ETEC	2011-20
XTERRAIN 600 EFI	2021
XTRIM SC 600 ETEC	2014-18
Yamaha™	
SR VIPER (ALL)	2014-15



Part No. Code Keyword
682-2002 B 16

Replaces OEM# 513-0336-37
 Fits: 3/8" (10mm) Fuel Hose

Model	Year
Ski-Doo™	
FREERIDE 137 & 146 & 154 800RETEC XP	2012
GSX SE 600HOETEC	2012
GSX SE 800RETEC	2012
MXZ TNT 600HOETEC	2012
MXZ X 600HOETEC	2012
MXZ XRS 600HOETEC	2012
MXZ TNT 800R ETEC	2011-12
MXZ X 800R ETEC	2011-12
MXZ XRS 800RETEC	2011-12
RENEGADE ADRENALINE 600HOETEC	2012
RENEGADE ADRENALINE 800R ETEC	2011-12
RENEGADE BACK COUNTRY / X 600HOETEC	2012
RENEGADE BACK COUNTRY / X 800RETEC	2012

Model	Year
Ski-Doo™	
RENEGADE X 600HOETEC	2012
RENEGADE X 800R ETEC	2011-12
SUMMIT FREERIDE 800R ETEC	2011
SUMMIT SP 800R ETEC	2012
SUMMIT X 600HO E-TEC	2011
SUMMIT X 800R ETEC	2011-12

FUEL FILTERS



Part No.	Code	Keyword
682-2003	B	16

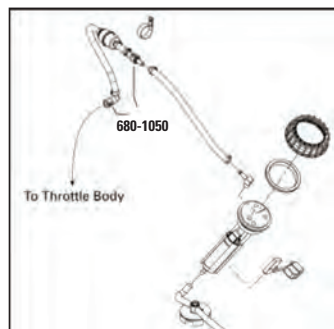
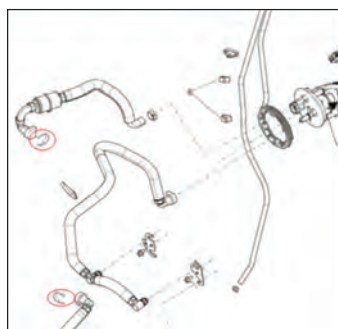
Replaces OEM# 415-1295-10

Model	Year	Model	Year
Ski-Doo™		Ski-Doo™	
EXPEDITION LE/SE 1200 4-TEC	2011-18	MXZ TNT 600ACE	2011-18
EXPEDITION 900 ACE	2015-18	MXZ TNT 900ACE XS	2014-18
EXPEDITION SPORT 600 ACE	2011-19	MXZ X 1200	2011-17
EXPEDITION 900ACE	2014-20	RENEGADE ADRENALINE 12004TEC	2011-18
GRAND TOURING LE 900 ACE XR	2014-18	RENEGADE ADRENALINE 900ACE	2014-18
GRAND TOURING LE/SE 1200 XR	2011-17	RENEGADE SPORT 600ACE	2011-19
GRAND TOURING SPORT 600 ACE	2011-19	RENEGADE X 12004TEC	2011-18
GSX LE 900ACE XS	2014-15	SKANDIC SWT/WT 600 ACE	2011-20
GSX LE/SE 12004TEC	2011-15	SKANDIC SWT/WT 900 ACE	2015-20
MXZ SPORT 600ACE	2011-18	TUNDRA 600ACE	2011-20
MXZ TNT 1200	2011-18		

FUEL FILTERS LOCKING CLIP



10 Pack



Part No.	Code	Keyword
680-1050	B	16

Used In Many Ski Doo™/Can Am™ 2003-20. OEM# 513-0331-35

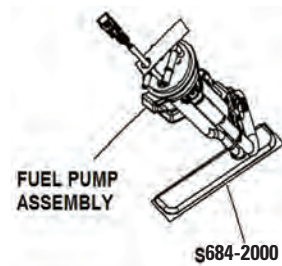
Examples Are The Fuel Rail, Fuel Pump, Throttle Body.
 L:21.7mm(+/-0.2mm), W:15.8mm(+/-0.2mm),
 H:7.2/3.8mm(+/-0.2mm), T:0.95mm(+/-0.15mm)

FUEL PUMP FUEL FILTERS

Part No.	Code	Keyword
684-2000	B	16

Fuel Pick Up with Filter
 OEM# 2204376 / 2521161

Model	Year
Polaris™	
600 PRO-RIDE RUSH	2010
600 RUSH PRO R/SC/SP/ES/INTL ALL OPTIONS	2011-12
600 RUSH/ES	2011-12
600 SWITCHBACK ADVENTURE	2012
600 SWITCHBACK PRO-R	2012
600 SWITCHBACK/ES	2012
800 RUSH PRO-R ALL OPTIONS	2011-12
800 RUSH/ES	2011-12
800 SWITCHBACK PRO-R/ES/SC/SP/INTL ALL OPTIONS	2012
800 SWITCHBACK/ES	2012



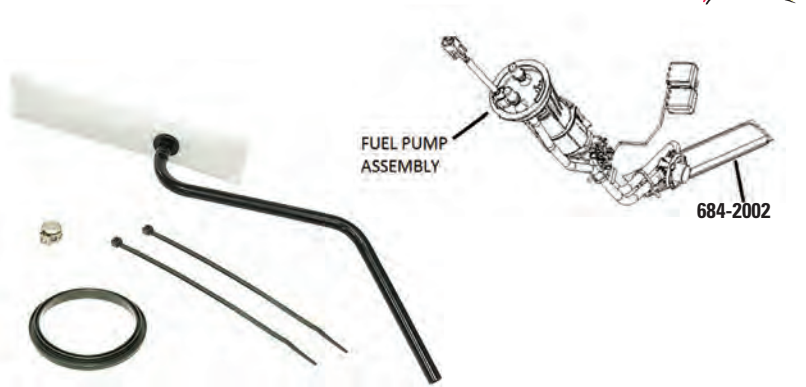
FUEL PUMP FUEL FILTERS



Part No.	Code	Keyword
684-2002	B	16

Fuel Pick Up with Filter
Replaces Filter Screen in
Polaris™ Pump #2204607


Model	Year
Polaris™	
600 RUSH PRO R/ES/INTL	2013-14
600 RUSH/ES	2013
600 SWITCHBACK ADVENTURE	2013-14
600 SWITCHBACK PRO R/ES/INTL	2013-14
600 SWITCHBACK/ES	2013-14
800 RUSH PRO R ALL OPTIONS	2013-14
800 RUSH/ES	2013
800 SWITCHBACK ADVENTURE	2014
800 SWITCHBACK PRO R/ES/INT/LE ALL	2013-14
800 SWITCHBACK/ES	2013-14



Fuel Pick Up with Filter
Replaces Filter Screen in
Polaris™ Pump #2521162

Part No.	Code	Keyword
684-2003	B	16

Model	Year
Polaris™	
600 WIDETRACK	2012-17



CDI/FUEL PUMP WELL NUT

OEM# 7541923 / 7542104
O.D.:19 / 12.5MM, I.D.:6.6MM,H:21.2MM

Used For Mounting On Fuel Pumps,
Carbs, Engine Mounts, Air Boxes,
and Body Panels



Part No.	Code	Keyword
684-1050	B	16

Model	Year
Polaris™	
MANY MODELS	1985-89

IN-TANK FUEL FILTER PICK UP KITS



Part No.	Code	Keyword
680-1081	B	16

Replaces OEM# 2670-278, 8JP-F4502-00

Model	Year	Model	Year
Arctic Cat™		Yamaha™	
BEARCAT 3000	2016-17	RS VENTURE DX	2018
M 7000	2015-16	SIDEWINDER (ALL)	2017-21
M 9000 KING CAT	2017-19	SR VIPER (ALL)	2014-21
NORSEMAN 3000	2018-19		
PANTERA 3000	2016-19		
PANTERA 7000	2015-19		
XF 7000	2014-16		
XF 9000	2017-19		
ZR 3000	2018-19		
ZR 7000	2014-19		
ZR 9000	2017-21		

IN-TANK FUEL FILTER PICK UP KITS

IN-TANK FUEL FILTER POD




Part No. Code Keyword
680-1080 B 16
 OEM# 0670-211 / 1670-140
 1670-619 / 1670-701
 Replacement Pod For
Part No. 684-1080 and 684-1081

Model	Year
Arctic Cat™	
500 SNO PRO	2010
CF5	2009
CF6 EFI	2009-10
CF8 /SNO PRO/LE	2009-10
CF1000 /LE/SNO PRO	2009
CFR8 /LE	2009-10
CFR 1000 /LE	2009-10
CORSSFIRE 800 EFI / SNO PRO	2007-08
CROSSFIRE 1000 EFI / SNO PRO	2007-08
CROSSFIRE 500 EFI	2007-08
CROSSFIRE 600 EFI	2006-08
CROSSFIRE 700 EFI (ALL)	2006
EXT 580 EFI /DLX	1996-98
EXT EFI	1995-96
EXT EFI MOUNTAIN CAT	1995-96
F1000 EFI /LXR/SNO PRO	2007-08
F6 EFI /LXR/SNO PRO	2007-10
F8 EFI /LXR/SNO PRO	2007-10
FIRECAT 700 EFI	2003
FS EFI /LXR	2007-08
JAGUAR Z1 1100 EFI	2007-08
KING CAT 900 EFI	2005-06
M5 EFI	2006
M6 EFI	2005-10
M7 EFI /LE	2005-06
M8 /SNO PRO	2007-10
M1000 /SNO PRO	2007-10
MOUNTAIN CAT 500 EFI	2001
MOUNTAIN CAT 600 EFI /LE	2001-04
MOUNTAIN CAT 800 EFI /LE	2002-04
MOUNTAIN CAT 900 EFI	2004
PANTERA	1995-97
PANTERA 580 EFI	1998-01
PANTERA 600 EFI /ESR	2002-05
PANTERA 800 EFI /ESR	2002-04

Model	Year
Arctic Cat™	
POWDER SPECIAL (ALL EFI)	1997-00
T500	2008
T500 TOURING	2009
TZ1 TOURING /LXR	2008-10
TZ1 TURBO LXR /LE	2009-10
WILDCAT /TOURING	1995-96
WILDCAT EFI	1992-94
WILDCAT MOUNTAIN CAT	1995-96
WILDCAT MOUNTAIN CAT EFI	1992-94
Z1 1100 EFI /LXR	2009-10
Z1 BEARCAT XT	2009-10
Z1 TURBO LXR /SNO PRO	2009-10
ZL 500 EFI	1999-00
ZL 500 EFI ESR	2001
ZL 580 EFI ESR	2000
ZL 600 EFI	1999-03
ZL 600 EFI ESR	2000-03
ZL 600 EFI SS	2001-03
ZL 800 EFI /ESR/SS	2002-03
ZR 500 EFI /LE	1999-01
ZR 580 EFI /DX	1995-97
ZR 600 EFI /LE	1998-02
ZR 600 EFI CC	2002
ZR 600 EFI LE XC	1998
ZR 800 EFI /CC/SNO PRO	2002-03
ZR 900 EFI /SNO PRO	2004-05
Polaris™	
600 DRAGON SP/ SWITCHBACK ALL	2009-10
600 INDY VOYAGEUR/ INTL 144	2015-16
600 INDY/SP ALL	2013-20
600 IQ SHIFT 136/EURO	2009-12
600 IQ/ES/ES EURO	2009

Model	Year
Polaris™	
600 PRO RMK 155	2012-15
600 RMK 144/155/ES/ INTL	2010-16
600 RMK SHIFT 144/155/EURO	2009
600 SHIFT 136/ES/INTL	2011
600 SWITCHBACK ASSAULT ALL	2014-16
600 SWITCHBACK/ DRAGON/EURO	2009
600 SWITCHBACK/ES	2010-11
600 VOYAGER/INTL	2014
700 RMK 155	2009-10
800 ASSAULT RMK 146	2009-10
800 DRAGON IQ/ES/ INTL ALL	2010
800 DRAGON RMK 155/163 ALL	2010
800 DRAGON SP/ES EURO	2009
800 DRAGON SWITCHBACK/ES/INTL ALL	2010
800 INDY SP ALL	2014-16
800 IQ/ES	2009-10
800 PRO RMK 155/163 ALL	2011-15
800 RMK 144/155/ES/ INTL	2010
800 RMK 155/ES/INTL	2011-16
800 RMK ASSAULT 155 ALL	2011-15
800 RMK SHIFT 144	2009
800 RMK/ES	2009
800 SWITCHBACK ASSAULT ALL	2011-16
800 SWITCHBACK/ES/ DRAGON	2009-10



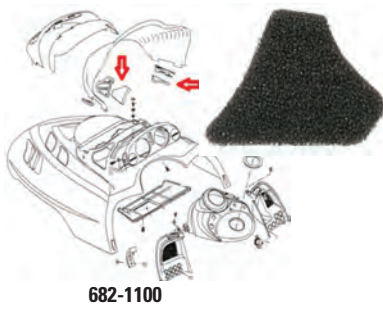
Part No. Code Keyword
684-1080 B 16
 Replaces OEM# 2204609

Model	Year
Polaris™	
600 INDY VOYAGEUR/INTL 144	2015-16
600 INDY/SP ALL	2013-18
600 INDY 121 ES ALL	2019-20
600 PRO RMK 155	2013-15
600 RMK 144/155 ALL	2013-16
600 SWITCHBACK ASSAULT ALL	2014-16
600 VOYAGER/INTL	2014
800 INDY SP ALL	2014-16
800 PRO RMK 155/163 ALL	2013-15
800 RMK 155/163 ALL	2013-16
800 RMK ASSAULT ALL	2013-15
800 SWITCHBACK ASSAULT ALL	2013-16



Part No. Code Keyword
684-1081 B 16
 Replaces OEM# 2520873

Model	Year	Model	Year
Polaris™		Polaris™	
600 DRAGON SP/SWITCHBACK ALL	2009-10	800 DRAGON RMK 155/163 ALL	2010
600 IQ SHIFT 136/EURO	2009-12	800 DRAGON SP/ES EURO	2009
600 IQ/ES/ES EURO	2009	800 DRAGON SWITCHBACK/ES/INTL ALL	2010
600 PRO RMK 155	2012	800 IQ/ES	2009-10
600 RMK 144/155/ES/INTL	2010-12	800 PRO RMK 155/163 ALL	2011-12
600 RMK SHIFT 144/155/EURO	2009	800 RMK 144/155/ES/INTL	2010
600 SHIFT 136/ES/INTL	2011	800 RMK 155/ES/INTL	2011-12
600 SWITCHBACK/DRAGON/EURO	2009	800 RMK ASSAULT 155 ALL	2011-12
600 SWITCHBACK/ES	2010-11	800 RMK SHIFT 144	2009
700 RMK 155	2009-10	800 RMK/ES	2009
800 ASSAULT RMK 146	2009-10	800 SWITCHBACK ASSAULT ALL	2011-12
800 DRAGON IQ/ES/INTL ALL	2010	800 SWITCHBACK/ES/DRAGON	2009-10



682-1100



682-1101



682-1102



682-1103



684-1000



684-1001



684-1002



684-1010

Model	Year	Part No.	OEM
Arctic Cat™			
F 800 (ALL)	2012-13	681-1100	0617-648
M 6000 (ALL)	2014-20	681-1100	0617-648
M 800 (ALL)	2012-13	681-1100	0617-648
M 8000 (ALL)	2014-20	681-1100	0617-648
NORSEMAN 6000 /X	2019	681-1100	0617-648
NORSEMAN 8000 X	2019-20	681-1100	0617-648
PANTERA 6000	2019	681-1100	0617-648
RIOT 6000 ES	2020	681-1100	0617-648
RIOT 8000 ES	2020	681-1100	0617-648
XF 6000 (ALL)	2015-19	681-1100	0617-648
XF 800 (ALL)	2012-13	681-1100	0617-648
XF 8000 (ALL)	2014-19	681-1100	0617-648
ZR 4000 (ALL)	2015-17	681-1100	0617-648
ZR 6000 (ALL EXCEPT R SX)	2015-20	681-1100	0617-648
ZR 6000 EL TIGRE/SNO PRO RR	2014	681-1100	0617-648
ZR 8000 (ALL)	2014-19	681-1100	0617-648
Polaris™			
440 IQ/EURO	2007	684-1104	5813143
550 ADVENTURE	2017-19	684-1101	5813630
550 CLASSIC	2005	684-1010	5811793
550 INDY	2014-22	684-1101	5813630
550 INDY ADVENTURE/INTL	2014-22	684-1101	5813630
550 INDY EVO	2019-22	684-1101	5813630
550 INDY LXT	2014-19	684-1101	5813630
550 INDY LXT	2021-22	684-1101	5813630
550 INDY VOYAGER/INTL	2014-18	684-1101	5813630
550 IQ LXT/INTL	2011-13	684-1105	5813304
550 IQ SHIFT/ES	2009-13	684-1105	5813304
550 LXT	2020	684-1101	5813630
550 RMK EVO	2020-22	684-1101	5813630
550 SHIFT	2011-13	684-1105	5813304
550 VOYAGEUR 144/155	2017-22	684-1101	5813630
600 INDY 121	2019-20	684-1101	5813630
600 INDY/SP/INTL ALL	2013-18	684-1101	5813630
600 IQ RACER/INTL	2008-16	684-1104	5813143

Model	Year	Part No.	OEM
Polaris™			
600 PRO RMK 155	2012-16	684-1101	5813630
600 RMK 144/155 ALL OPTIONS	2012-16	684-1101	5813630
600 RR/EURO	2008-09	684-1104	5813143
600 RUSH PRO R/ES/INTL	2011-14	684-1101	5813630
600 RUSH/ES	2011-13	684-1101	5813630
600 SWITCHBACK ADVENTURE	2012-14	684-1101	5813630
600 SWITCHBACK ASSAULT ALL	2014-16	684-1101	5813630
600 SWITCHBACK PRO R/ES/INTL	2012-14	684-1101	5813630
600 SWITCHBACK/ES	2012-14	684-1101	5813630
600 VOYAGER/INDY VOYAGER	2014-16	684-1101	5813630
800 INDY SP/ES/INTL ALL	2014-16	684-1101	5813630
800 PRO RMK 155/163 ALL	2011-16	684-1101	5813630
800 RMK 155/163	2011-16	684-1101	5813630
800 RMK ASSAULT 155 ALL	2011-16	684-1101	5813630
800 RUSH PRO R ALL	2011-14	684-1101	5813630
800 RUSH/ES	2011-13	684-1101	5813630
800 SWITCHBACK ADVENTURE	2014	684-1101	5813630
800 SWITCHBACK ASSAULT	2011-16	684-1101	5813630
800 SWITCHBACK PRO R ALL	2012-14	684-1101	5813630
800 SWITCHBACK/ES	2012-14	684-1101	5813630
ALL EDGE CHASSIS	2000-10	684-1000	5811882
ALL GENERATION II CHASSIS	ALL	684-1001	2620057
ALL STANDARD INDY CHASSIS	1989-97	684-1002	1253107
MANY MODELS	1999-10	684-1010	5811793
Ski-Doo™			
FORMULA 500 /DELUXE	1997-01	682-1102	414-9726-00
FORMULA 583 /DELUXE	1997-99	682-1102	414-9726-00
FORMULA DELUXE 500 (STD)	2001	682-1100	517-3021-51
FORMULA DELUXE 600/GSE	2000-01	682-1100	517-3021-51
FORMULA DELUXE 670	1999	682-1102	414-9726-00
FORMULA DELUXE 700	2000	682-1100	517-3021-51
FORMULA DELUXE 700 GS/GSE	2001	682-1100	517-3021-51
FORMULA S	1997-00	682-1102	414-9726-00
FORMULA SL	1997-99	682-1102	414-9726-00
FORMULA Z 583	1997-99	682-1102	414-9726-00

AIR BOX FILTERS

CODE = B

KEYWORD = 16



See Page 719 for Images

Model	Year	Part No.	OEM
Ski-Doo™			
FORMULA Z 600	2000	682-1100	517-3021-51
FORMULA Z 670	1997-99	682-1102	414-9726-00
FORMULA Z 700	2000	682-1100	517-3021-51
GRAND TOURING 380 FAN	2002-03	682-1100	517-3021-51
GRAND TOURING 500	1997-99	682-1102	414-9726-00
GRAND TOURING 500	2001-02	682-1100	517-3021-51
GRAND TOURING 500 SPORT	2002-03	682-1100	517-3021-51
GRAND TOURING 550 FAN	2003	682-1100	517-3021-51
GRAND TOURING 583	1997-99	682-1102	414-9726-00
GRAND TOURING 600	2000-02	682-1100	517-3021-51
GRAND TOURING 600 GS	2002	682-1100	517-3021-51
GRAND TOURING 600 SE	2002-03	682-1100	517-3021-51
GRAND TOURING 600 SPORT	2002-03	682-1100	517-3021-51
GRAND TOURING 700 (GS)	2001-02	682-1100	517-3021-51
GRAND TOURING 700 SE	2003	682-1100	517-3021-51
GRAND TOURING 700 SPORT	2002-03	682-1100	517-3021-51
GRAND TOURING V-1000 SPT	2003	682-1100	517-3021-51
GSX LE 600HO ETEC XP	2012	682-1101	415-1293-77
LEGEND 380 FAN	2002-04	682-1100	517-3021-51
LEGEND 500 FAN	2002-03	682-1100	517-3021-51
LEGEND 500 SPORT	2002-03	682-1100	517-3021-51
LEGEND 500 SS	2004	682-1100	517-3021-51
LEGEND 550F	2004	682-1100	517-3021-51
LEGEND 600 GS	2002	682-1100	517-3021-51
LEGEND 600 HO SDI	2004	682-1100	517-3021-51
LEGEND 600 SE	2002-03	682-1100	517-3021-51
LEGEND 600 SPORT	2002-03	682-1100	517-3021-51
LEGEND 700	2004	682-1100	517-3021-51
LEGEND 700 GS	2002	682-1100	517-3021-51
LEGEND 700 SE	2003	682-1100	517-3021-51
LEGEND 700 SPORT	2002-03	682-1100	517-3021-51
LEGEND 800 SE/SE SDI	2002-04	682-1100	517-3021-51
LEGEND V-1000 GT/SPORT	2003-05	682-1100	517-3021-51
MX Z / X 440 LC	1997-98	682-1102	414-9726-00
MX Z 380 FAN	2002-04	682-1100	517-3021-51
MX Z 440F	1996-01	682-1102	414-9726-00
MX Z 500	2000-01	682-1100	517-3021-51
MX Z 500	1998-99	682-1102	414-9726-00
MX Z 500 ADRENALINE	2003	682-1100	517-3021-51
MX Z 500 FAN	2002	682-1100	517-3021-51
MX Z 500 R SPORT	2002	682-1100	517-3021-51
MX Z 500 SB BLACK	2000	682-1100	517-3021-51
MX Z 500 SPORT	2002	682-1100	517-3021-51
MX Z 500 TRAIL	2001-03	682-1100	517-3021-51
MX Z 550F	2003-04	682-1100	517-3021-51
MX Z 583	1996-98	682-1102	414-9726-00
MX Z 600	1999-01	682-1100	517-3021-51
MX Z 600 R ADRENALINE	2001-03	682-1100	517-3021-51
MX Z 600 R SPORT	2002	682-1100	517-3021-51
MX Z 600 R X	2002	682-1100	517-3021-51
MX Z 600 RENEGADE HO	2003	682-1100	517-3021-51
MX Z 600 RENEGADE RER	2002	682-1100	517-3021-51
MX Z 600 SB	2000	682-1100	517-3021-51
MX Z 600 SPORT	2002	682-1100	517-3021-51
MX Z 600 TRAIL	2001-03	682-1100	517-3021-51
MX Z 600 X	2001-02	682-1100	517-3021-51
MX Z SPORT 600	2014-20	682-1101	415-1293-77
MX Z TNT 600 XP	2012	682-1101	415-1293-77
MX Z TNT 600HO ETEC	2012	682-1101	415-1293-77
MX Z 670	1996-99	682-1102	414-9726-00
MX Z 700	1999-01	682-1100	517-3021-51
MX Z 700 ADRENALINE	2001-03	682-1100	517-3021-51
MX Z 700 R SPORT	2002	682-1100	517-3021-51
MX Z 700 R X	2001-02	682-1100	517-3021-51
MX Z 700 RENEGADE RER	2002	682-1100	517-3021-51

Model	Year	Part No.	OEM
Ski-Doo™			
MX Z 700 SB	2000	682-1100	517-3021-51
MX Z 700 SPORT	2002	682-1100	517-3021-51
MX Z 700 TRAIL	2001-02	682-1100	517-3021-51
MX Z 700 X	2002	682-1100	517-3021-51
MX Z 800	2000-01	682-1100	517-3021-51
MX Z 800 ADRENALINE	2001-03	682-1100	517-3021-51
MX Z 800 R SPORT	2002	682-1100	517-3021-51
MX Z 800 RENEGADE	2003	682-1100	517-3021-51
MX Z 800 RENEGADE RER	2002	682-1100	517-3021-51
MX Z 800 SPORT	2002	682-1100	517-3021-51
MX Z 800 TRAIL	2002	682-1100	517-3021-51
MX Z 800 X	2001-02	682-1100	517-3021-51
MX Z SPORT 600	2014-20	682-1101	415-1293-77
MX Z TNT 600 XP	2012	682-1101	415-1293-77
MX Z TNT 600HO ETEC	2012	682-1101	415-1293-77
MX Z X 440	1999-02	682-1100	517-3021-51
MX Z X 440 (RACING)	2001	682-1100	517-3021-51
MX Z X 600HO ETEC	2012	682-1101	415-1293-77
MX Z X 600RS	2009-13	682-1103	508-0006-34
MX Z XRS 600HO ETEC	2009-13	682-1101	415-1293-77
RENEGADE 600 CARB	2018-20	682-1101	415-1293-77
RENEGADE ADRENALINE 600HO ETEC	2012	682-1101	415-1293-77
RENEGADE BACK COUNTRY/X 600HO ETEC	2012	682-1101	415-1293-77
RENEGADE X 600HO ETEC	2012	682-1101	415-1293-77
SKANDIC 380	1997-00	682-1102	414-9726-00
SKANDIC 440 /LT	2001-07	682-1102	414-9726-00
SKANDIC 500	1997-00	682-1102	414-9726-00
SKANDIC 500 SPORT	2003	682-1100	517-3021-51
SUMMIT 500 FAN	2002	682-1100	517-3021-51
SUMMIT 500F /X	1996-01	682-1102	414-9726-00
SUMMIT 50TH ANNIVERSARY	2009	682-1101	415-1293-77
SUMMIT 550 FAN	2003-04	682-1100	517-3021-51
SUMMIT 583	1996-98	682-1102	414-9726-00
SUMMIT 600	1999	682-1100	517-3021-51
SUMMIT 600 (STD)	2001	682-1100	517-3021-51
SUMMIT 600 ADRLNE HO	2003	682-1100	517-3021-51
SUMMIT 600 R SPORT	2002	682-1100	517-3021-51
SUMMIT 600 SPORT	2002	682-1100	517-3021-51
SUMMIT 670 /X	1996-99	682-1102	414-9726-00
SUMMIT 700	1999-01	682-1100	517-3021-51
SUMMIT 700 ADRENALINE	2003	682-1100	517-3021-51
SUMMIT 700 HIGHMARK	2000-03	682-1100	517-3021-51
SUMMIT 700 R SPORT	2002	682-1100	517-3021-51
SUMMIT 700 SB MILLENIUM	2000	682-1100	517-3021-51
SUMMIT 700 SPORT	2002	682-1100	517-3021-51
SUMMIT 700 X	2001-03	682-1100	517-3021-51
SUMMIT 800 ADRLN HO	2003	682-1100	517-3021-51
SUMMIT 800 HIGHMARK/X/HO	2000-03	682-1100	517-3021-51
SUMMIT 800 HM XTREME HO	2003	682-1100	517-3021-51
SUMMIT 800 STD/X/RX/X SPORT	2001-02	682-1100	517-3021-51
SUMMIT EVEREST 500SS 500SS	2009	682-1101	415-1293-77
SUMMIT EVEREST 600HO ETEC	2009-11	682-1101	415-1293-77
SUMMIT EVEREST 800R P-TEK	2009-11	682-1101	415-1293-77
SUMMIT HILLCLIMB	2009-10	682-1101	415-1293-77
SUMMIT SP 600HO ETEC	2012-13	682-1101	415-1293-77
SUMMIT SPORT 600	2010-20	682-1101	415-1293-77
SUMMIT SPORT 800R PTEK XP	2011-16	682-1101	415-1293-77
SUMMIT X 600HO ETEC ETEC	2009-11	682-1101	415-1293-77
SUMMIT X 800R PTEK	2009-10	682-1101	415-1293-77
TOURING 380F	2001	682-1102	414-9726-00
TOURING 500 LC	2000	682-1102	414-9726-00
TOURING 500F	2001	682-1102	414-9726-00
TOURING E LT	1997	682-1102	414-9726-00
TOURING E/LE/SLE	1997-00	682-1102	414-9726-00


TERMS & INDEX
NEW
HELMETS
HELMET ACCESSORIES
APPAREL
ACCESSORIES
TRACKS & SUSPENSION
STEERING
TRANS MISSION
PLOW & WINCH
WIND SHIELDS
BRAKES & CARB.
ENGINE PARTS
ELECTRICAL
TRAILER
CHEMICALS
TECH & TOOLS
P.O.P

IN-TAKE GASKETS



Part No. Code Keyword
670-7003 B 16

For Tillotson HD, and Walbro WF
Tillotson: 08304
Walbro: 92-141



Part No. Code Keyword
670-7002 B 16

For Tillotson HR CARBS, Walbro WR,
and Mikuni HR
Marvel, Shebler/Tillotson :16B-241
Tillotson: 014319
Walbro: 92-151
Bombardier: 404-0039-00

FUEL LINE TANK FITTINGS




Part No. Code Keyword
680-3000 B 16B

Sold Individually

Aluminum Press Fitting

Can be added to any metal tank by drilling 1/2",
insert fitting and tighten.



Part No. Code Keyword
680-3001 B 16B

Bag of 10

Plastic Fitting

For 7/32" or 1/4" inside dia. fuel hose.



Part No. Code Keyword
680-3002 B 16B

Bag of 10

For 1/8" inside diameter fuel hose.



Part No. Code Keyword
680-3003 B 16B

Bag of 10

Plastic T Fitting Combination

Combination for 7/32" and 1/4" inside dia. of
fuel hose and 1/8" inside dia. primer hose.



Part No. Code Keyword
680-3004 B 16B

Bag of 10

Plastic T Fitting Combination,
with built-in filter.

Combination for 7/32" or 1/4" and 1/8" inside
diameter primer hose.

SHUT OFF VALVES



Part No. Code Keyword
680-4000 B 16B

Complete with nut and washer.
Used with 1/4" I.D. hose.
Required 9/16" diameter hole in
panel.



Part No. Code Keyword
680-4001 B 16B

For use with 7/32" or 1/4" inside
diameter fuel line. Virtually eliminates
the problem of fuel sloshing back into
the carburetor when the front of a
snowmobile is higher than a normal
position while being trailered.
Arctic Cat™ # 0670-125
Polaris™ # 7052040
Ski-Doo™ # 414.5390.00
Yamaha™ # N/A

FUEL LINE HOSE CLAMPS



Part No.	Code	Keyword
680-8100	B	16B

Package of 10

This is a screw type stainless steel clamp for use with all four (4) sizes of fuel and oil lines. Fits Sizes 7/32" thru 5/8"



Part No.	Code	Keyword
680-8101	B	16B

Package of 10

For 7/32" inside diameter fuel hose.



Part No.	Code	Keyword
680-8102	B	16B

Package of 10

Fits 1/4" fuel line. I.D. 9.8MM Universal.



Part No.	Code	Keyword
680-8103	B	16B

Package of 10

I.D. 5/16", colour zinc plated. Universal.

FUEL LINE HOSE



TRUE BLUE FUEL LINE



Resists swelling and hardening. Compatible with up to 100% pure ethanol.

- Translucent Blue
- High Quality
- End user friendly packaging with quick and easy dispense hole in the top
- Packaged 25' per box

Size	Length	Part No.	Code	Keyword
1/16" ID x 1/8" OD	25'	680-8060	C	16B
3/32" ID x 5/32" OD	25'	680-8061	C	16B
1/8" ID x 3/16" OD	25'	680-8062	C	16B
3/16" ID x 5/16" OD	25'	680-8063	C	16B
1/4" ID x 3/8" OD	25'	680-8064	C	16B

BLUE POLYURETHANE FUEL LINE

Size	Length	Part No.	Code	Keyword
3/16" I.D.	50'	680-8051	B	16B
1/4" I.D.	50'	680-8052	B	16B
5/16" I.D.	50'	680-8053	B	16B



FUEL LINE HOSE



680-8010

680-8013

Designed to resist swelling, hardening, and to withstand extremely cold temperatures.

- Oil & gas resistant
- -28 degree Celsius brittle points

Size	Length	Part No.	Code	Keyword
1/16" I.D. 1/8" OD	25'	680-8010	B	16B
1/8" I.D. 1/4" OD	25'	680-8013	B	16B

EMGO FUEL LINE - 25 FT

Black rubber fuel & oil lines black line with neoprene outer cover to resist grease and oil. Available in plain or reinforced rubber. Sold in 25 foot rolls.

I.D.	Part No	Code	Keyword
3/16	68-00650	B	16B
1/4	68-00651	B	16B
5/16	68-00652	B	16B
3/8	68-00653	B	16B



FUEL GAUGES



ARCTIC CAT™

OEM # 1670-241 & 1670-523
Length - 10"

Part No.	Code	Keyword
681-6001	B	16

Model	Year
Arctic Cat™	
4-STROKE TRAIL	2002-03
FIRECAT 500 (ALL OPTIONS)	2003-06
FIRECAT 600 (ALL OPTIONS)	2004
FIRECAT 600 EFI (ALL OPTIONS)	2004-06
FIRECAT 700	2004-06
FIRECAT 700 EFI (ALL OPTIONS)	2003-06
KING CAT 900	2004-05
KING CAT 900 EFI	2005-06
MOUNTAIN CAT 500	2002
MOUNTAIN CAT 500 EFI, INT'L	2001
MOUNTAIN CAT 570	2002-04
MOUNTAIN CAT 600 EFI (ALL OPTIONS)	2001-04
MOUNTAIN CAT 800 (ALL OPTIONS)	2001-02
MOUNTAIN CAT 800 EFI (ALL OPTIONS)	2002-04
MOUNTAIN CAT 900 (ALL OPTIONS)	2003-04
MOUNTAIN CAT 900 EFI	2004
MOUNTAIN CAT 1000	2001-02
PANTHER 660 TRAIL	2006-07
SABERCAT 500	2004-05
SABERCAT 500 EFI	2006


Model	Year
Arctic Cat™	
SABERCAT 600 EFI (ALL OPTIONS)	2004-06
SABERCAT 600	2004
SABERCAT 700 EFI (ALL OPTIONS)	2004-06
Z 370 (ALL OPTIONS)	2001-07
Z 440 (ALL OPTIONS)	2001-06
Z 570 (ALL OPTIONS)	2002-07
ZL 500	2002
ZL 550, ESR	2001-03
ZL 600 EFI (ALL OPTIONS)	2001-03
ZL 800 EFI (ALL OPTIONS)	2002-03
ZR 500 (ALL OPTIONS)	2001-02
ZR 500 EFI	2001
ZR 600	2001-02
ZR 600 EFI (ALL OPTIONS)	2001
ZR 800 (ALL OPTIONS)	2001-02
ZR 800 EFI (ALL OPTIONS)	2002-03
ZR 900 (ALL OPTIONS)	2003-05
ZR 900 EFI (ALL OPTIONS)	2004-06
ZRT 600	2002



ARCTIC CAT™

OEM# 1670-824
Length: 11.6" (295mm)

Part No.	Code	Keyword
681-6002	B	16



Model	Year
Arctic Cat™	
CFR 800	2010-11
CFR 1000	2010-11
CROSSFIRE 500	2007-09
CROSSFIRE 600	2006-11
CROSSFIRE 700	2006
CROSSFIRE 800	2007-11
CROSSFIRE 1000	2007-09
M6	2007-11
M8	2007-11
M1000	2007-11



SKI-DOO™

OEM# 513-0329-94
513-0330-67
513-0330-92
513-0333-58

Length: 315MM
Luminous function.

Part No.	Code	Keyword
682-6003	B	16

Model	Year
Ski-Doo™	
EXPEDITION 550F	2005-06
GSX 380F	2005-06
GSX 500SS /SPORT	2004-07
GSX 600 HO /SDI	2004-07
GSX 800 HO	2004
GTX 500SS /SPORT	2005-08
GTX 550F	2005-06
GTX 600 HO /SPORT	2005-08
MXZ 380F	2006
MXZ 500SS TRAIL/ADRENALINE	2004-07
MXZ 550F	2005-08
MXZ 550X	2006-09
MXZ 600 HO RENEGADE/X	2004-07

Model	Year
Ski-Doo™	
MXZ 600 HO TRAIL/ADRENALINE/X	2004-07
MXZ 800 HO RENEGADE/X	2004-07
MXZ 800 HO TRAIL/ADRENALINE/X	2004-07
MXZ 800 REV	2002-03
MXZ 1000 RENEGADE	2006-07
MXZ BLAIR MORGAN	2003
MXZ BLIZZARD 600 HO SDI	2007
MXZ BLIZZARD 800 HO PTEK	2007
MXZ REV 600 /007 SPECIAL EDITION	2003
MXZ X 600 HO SDI	2007
MXZ X 800 HO PTEK	2007
SUMMIT 550F	2005-09
SUMMIT 1000 SDI (ALL)	2005-06

GAS CAP / REPLACEABLE CAPS



TERMS & INDEX

NEW

Part No.	Code	Keyword
682-6002	B	16

HELMETS

OEM# 572-2305-00

Made by OEM manufacturer

Replaceable for below caps

1UY-24610-00-00 , 4XM-24610-00-00, 5MV-24610-00-00
2521278, 2871441, 44200-31G00, 51048-0028, 51049-1128
513033024, 513033025, 513033720, 513033722, 5433687

HELMET ACCESSORIES

APPAREL



ACCESSORIES

TRACKS & SUSPENSION

STEERING

TRANS MISSION

PLOW & WINCH

WIND SHIELDS

BRAKES & CARB.

ENGINE PARTS

ELECTRICAL

TRAILER

CHEMICALS

TECH & TOOLS

P.O.P

Model	Year
Arctic Cat™	
340 BEARCAT	1995
440 BEARCAT	1995
500 F5 ALL	2009-14
500 SNO PRO	2010-14
500 T500	2009
550 BEARCAT	1995
550 COUGAR	1995
550 PROWLER 2-UP	1995
565 BEARCAT ALL	2015-17
570 BEARCAT ALL	2009-14
570 F570 ALL	2009-14
580 EXT	1995
600 F6 ALL	2009-11
600 SNO PRO	2008-13
600 ZR 6000 ALL	2014-16
700 BEARCAT ALL	2016-17
700 WILDCAT	1995
800 F8 ALL	2009-11
1000 F1000	2009
1100 BEARCAT ALL	2009-17
1100 TZ1 ALL	2009-14
1100 Z1 ALL	2009-11
Polaris™	
120 ALL	2001-18
600 CLASSIC TOURING	2003
600 CLEANFIRE SWITCHBACK	2007
600 DRAGON SP/ES EURO	2009
600 HO ALL OPTIONS	2006-07
600 IQ OPTIONS	2008-13
600 RUSH (ALL OPTIONS)	2011-13
600 SWITCHBACK/DRAGON (ALL OPTIONS)	2008-13
700 CLASSIC	2006
700 FUSION F/O	2006
700 IQ, DRAGON	2008
700 RMK	2006
700 SWITCHBACK/DRAGON (ALL OPTIONS)	2008
750 FS WIDETRAK IQ	2010-13
750 FST CLASSIC	2006
750 FST SWITCHBACK	2006
750 FST IQ ALL	2006-10
750 IQ CRUISER	2008
750 IQ TURBO ALL	2008-13
750 IQ WIDETRAK	2009
750 TURBO LX	2010
750 TURBO SWITCHBACK	2008-09
800 IQ	2008-09
800 DRAGON SP/ES EURO	2009
800 SWITCHBACK/DRAGON/EURO	2009-13
800 RUSH (ALL OPTIONS)	2011-13
800 XCR	2003
900 FUSION	2005
900 FUSION F/O	2006
900 RMK (ALL OPTIONS)	2005-06
900 SWITCHBACK	2005-06
1000 XT	2016

Model	Year
Ski-Doo™	
500 GSX	2004
500 MX Z ALL	2004
500 SUMMIT	2009
600 EXPEDITION ALL	2013-18
600 FORMULA III	1997-99
600 GRAND TOURING ALL	2010-17
600 GSX	2004
600 GSX ALL	2009-15
600 GTX	2009
600 LEGEND	2004
600 MX Z ALL	2004-05
600 MX Z ALL	2009-18
600 RENEGADE ALL	2010-18
600 SKANDIC ALL	2011-18
600 SUMMIT	2004
600 SUMMIT ALL	2009-17
600 TUNDRA XTREME ALL	2011-18
700 FORMULA III	1998-00
700 GRAND TOURING ALL	1997-00
700 MACH 1	1997-00
780 MACH Z	1996
800 FORMULA III	1998-00
800 FREERIDE ALL	2012-17
800 GRAND TOURING	2001
800 GSX	2004, 08
800 GSX ALL	2012-15
800 LEGEND	2004
800 MACH Z	1997-03
800 MX Z ALL	2004
800 MX Z ALL	2008-17
800 RENEGADE ALL	2010-17
800 SUMMIT ALL	2003-17
1000 MACH Z ALL	2005-07
1000 MX Z ALL	2006-07
1000 SUMMIT ALL	2005-07

FUEL TANK CAPS

CODE = B

KEYWORD = 16



See Pages 726-730 for Applications



With Removable Dip Stick

Part No.
680-6002



Part No.
680-6003

Kelch Type, Without dip stick & without fuel gauge. Can replace all Kelch type tanks with dip stick & fuel gauge on Arctic Cat™ & Polaris™.



Part No.
680-6005



Part No.
680-6007



Part No.
680-6011



Part No.
680-6016



Part No.
680-6019



Part No.
681-6000




Part No. Length : 350MM(13.78")
682-6000



Part No. Also fits many ATV's.
682-6001 Please inquire for details



Part No. Also fits many ATV's.
684-6000 Please inquire for details



OEM# 2520815
Length: 335MM, O.D.:71MM

Part No.
684-6020



OEM# 0670-202

Part No.
684-6021



OEM# 0670-658

Part No.
684-6022



OEM# 2511149 / 2511246
572-1612-00
WILL COVER 680-6006

Part No.
684-6023



OEM# 0109-938 / 0115-150

Part No.
684-6024

682-6000

Note: length is measured from the bottom of the gasket to the end of the float guide.

680-6007

Cap size: 2.25" X 5, gauge length 13.5", for 11 gallon tanks.
Replaces Polaris™ OEM# 2511197 & #2511198
Fits 1992-1999 models with 11 gallon tanks
Replaces Ski-Doo™, oem# 513-0329-01 & 513-0330-20
Fits 1999-2003 ZX models

FUEL TANK CAPS

CODE = B KEYWORD = 16



See Page 725 for Images

Model	Year	OEM	Part No.
Arctic Cat™			
500 SNO PRO	2010-14	0470-438	684-6000
600 SNO PRO	2008	0470-438	684-6000
BEARCAT 2000	2015-18	0470-438	684-6000
BEARCAT 3000	2016-18	0470-438	684-6000
BEARCAT 5000	2015	0470-438	684-6000
BEARCAT 570	2009-14	0470-438	684-6000
BEARCAT 570	2004-05	0670-658	684-6022
BEARCAT 570 LONG TRACK	2006-08	0670-202	684-6021
BEARCAT 7000 XT	2016-19	0470-438	684-6000
BEARCAT Z1 XT	2009-14	0470-438	684-6000
BLAST LT / ZR / M	2021	0109-733 / 2670-153	682-6001
CHEETAH 5000	1977-78	0109-938 / 0115-150	684-6024
COUGAR /MOUNTAIN CAT	1993-94	0670-202	684-6021
CROSSFIRE 1000	2007-09	1670-447	681-6000
CROSSFIRE 500	2007-09	1670-447	681-6000
CROSSFIRE 600	2006-11	1670-447	681-6000
CROSSFIRE 700	2006	1670-447	681-6000
CROSSFIRE 800	2007-09	1670-447	681-6000
EXT	1992-94	0670-202	684-6021
EXT 550	1993	0670-202	684-6021
EXT 580 /MOUNTAIN CAT	1993-94	0670-202	684-6021
EXT 580 Z	1993	0670-202	684-6021
EXT MOUNTAIN CAT	1992-94	0670-202	684-6021
EXT SPECIAL	1992	0670-202	684-6021
F 1100 SNO PRO	2012-13	0470-438	684-6000
F 800	2012-13	0109-733 / 2670-153	682-6001
F1000 EFI SNO PRO	2009	0470-438	684-6000
F5 EFI/LXR	2009-14	0470-438	684-6000
F570	2009-14	0470-438	684-6000
F6 EFI/SNO PRO	2009-11	0470-438	684-6000
F8	2010-11	0109-733 / 2670-153	682-6001
FIRECAT (ALL OPTIONS)	2003-07	1670-447	684-6000
JAG /DELUXE	1993-96	0670-202	684-6021
JAG /DELUXE	1997	0670-658	684-6022
JAG 2000	1979-80	0109-938 / 0115-150	684-6024
JAG 3000 F/A	1979-80	0109-938 / 0115-150	684-6024
JAG 3000 F/C	1979-80	0109-938 / 0115-150	684-6024
JAG 340 /DELUXE	1998-99	0670-658	684-6022
JAG 4000 /L/T	1981	0109-938 / 0115-150	684-6024
JAG 440 /DELUXE	1998-99	0670-658	684-6022
JAG LIQUID	1996	0670-202	684-6021
JAG Z	1993-94	0670-202	684-6021
LYNX 2000 /LT	2015-20	0470-438	684-6000
M 1100	2012-13	0470-438	684-6000
M 6000	2014-20	0109-733 / 2670-153	682-6001
M 800	2012-13	0109-733 / 2670-153	682-6001
M 8000	2014-21	0109-733 / 2670-153	682-6001
M SERIEIS (ALL OPTIONS)	2005-11	1670-447	681-6000
MANY MODELS	1984-08	0115-880 / 0670-341	680-6005
NORSEMAN 3000	2018-19	0470-438	684-6000
NORSEMAN 6000	2019	0109-733 / 2670-153	682-6001
NORSEMAN 8000/X	2019-21	0109-733 / 2670-153	682-6001
PANTERA 3000	2016-19	0470-438	684-6000
PANTERA 6000	2019	0109-733 / 2670-153	682-6001
PANTERA 7000	2016-19	0470-438	684-6000
PANTHER /DELUXE	1993-95	0670-202	684-6021
PANTHER 340	1998-00	0670-658	684-6022
PANTHER 370	2008	0670-202	684-6021
PANTHER 370	2001-07	0670-658	684-6022
PANTHER 4000	1977-78	0109-938 / 0115-150	684-6024
PANTHER 440	1998-02	0670-658	684-6022
PANTHER 5000	1977-78	0109-938 / 0115-150	684-6024
PANTHER 550	1999-01	0670-658	684-6022
PANTHER 570	2002-07	0670-658	684-6022
PANTHER 660 TOURING	2006-08	0670-202	684-6021
POWDER SPECIAL 2K	2000	0670-658	684-6022
POWDER SPECIAL 500 /LE	2000	0670-658	684-6022
POWDER SPECIAL 600 /LE	1998-00	0670-658	684-6022
POWDER SPECIAL 700 /LE	1999-00	0670-658	684-6022
PROWLER /2-UP	1993-94	0670-202	684-6021
PROWLER SPECIAL	1992	0670-202	684-6021
PUMA 2-UP/DELUXE	1995-96	0670-202	684-6021
PUMA 2-UP/DELUXE	1997	0670-658	684-6022
REPLACES ALL KELCH-TYPE CAPS, WITHOUT GUAGE	1984-08	0115-880 / 0670-341	680-6005

Model	Year	OEM	Part No.
Arctic Cat™			
RIOT 6000	2020-21	0109-733 / 2670-153	682-6001
RIOT 8000	2020-21	0109-733 / 2670-153	682-6001
SABERCAT (ALL OPTIONS)	2004-06	1670-447	681-6000
T500	2009	0470-438	684-6000
T570	2009-14	0470-438	684-6000
THUNDER CAT / MOUNTAIN CAT	1999	0670-658	684-6022
THUNDERCAT /MOUNTAIN CAT	1993-95	0670-202	684-6021
TRIPLE TOURING	1999	0670-658	684-6022
TZ1	2010-14	0470-438	684-6000
WILDCAT /MOUNTAIN CAT	1992-94	0670-202	684-6021
XF 1100 LXR/SNO PRO	2012-13	0470-438	684-6000
XF 6000	2015-19	0109-733 / 2670-153	682-6001
XF 7000	2014-18	0470-438	684-6000
XF 800	2012-13	0109-733 / 2670-153	682-6001
XF 8000	2014-19	0109-733 / 2670-153	682-6001
XT 1000	2016	0470-438	684-6000
Z 370 /ES	1999-00	0670-658	684-6022
Z 440 /ES	1998-00	0670-658	684-6022
Z1/LXR/SNO PRO	2009-11	0470-438	684-6000
ZL 440 /ES	1998-00	0670-658	684-6022
ZL 500	1998-00	0670-658	684-6022
ZL 600	1999-00	0670-658	684-6022
ZR 120/200	2020	0470-438	684-6000
ZR 2K	2000	0670-658	684-6022
ZR 3000 /LXR	2017-19	0470-438	684-6000
ZR 440	1998	0670-658	684-6022
ZR 500 /LE	1998-00	0670-658	684-6022
ZR 5000	2014-16	0470-438	684-6000
ZR 600 /LE	1998-01	0670-658	684-6022
ZR 6000	2014-21	0109-733 / 2670-153	682-6001
ZR 700 /LE	1999-00	0670-658	684-6022
ZR 7000 /LTD	2014-19	0470-438	684-6000
ZR 8000	2014-21	0109-733 / 2670-153	682-6001
ZRT 600/800	1999	0670-658	684-6022

Kawasaki™			
DRIFTER	1979-81		680-6003
INTERCEPTOR	1982-		680-6003
INTRUDER	1978-82	791434 USE	680-6003
INVADER	1978-81	51049-3501	680-6003
LIMITED 440	1981-		680-6003

Moto-Ski™			
ALL MODELS	1975-79	572-2305-00	680-6002
FUTURA (WITHOUT DIPSTICK)	1981-82	572-2303-00	680-6011
GRAND PRIX SPECIAL	1981	572-2305-00	680-6002
SONIC, ULTRA SONIC	1981	572-2305-00	680-6002
SONIC, ULTRA SONIC (WITHOUT DIPSTICK)	1982	572-2303-00	680-6011

Polaris™			
FITS MODELS WITH 11 GALLON	1992-99	2511197 / 2511198	680-6007
TANKS			
440	1992-93	2511197 / 2511198	680-6007
440 SKS	1993	2511197 / 2511198	680-6007
440 XCR	1991-93	2511149 / 2511246	684-6023
500	1992	2511197 / 2511198	680-6007
500 EFI	1993	2511197 / 2511198	680-6007
500 SKS	1992-93	2511197 / 2511198	680-6007
500 SP EFI	1992	2511197 / 2511198	680-6007
500 SPX	1992	2511197 / 2511198	680-6007
550 ADVENTURE	2017	2520815	684-6020
550 ADVENTURE	2019	2520815	684-6020
550 INDY /ES	2014-22	2520815	684-6020
550 INDY ADVENTURE	2014-22	2520815	684-6020
550 INDY LXT	2014-22	2520815	684-6020
550 INDY VOYAGEUR	2014-16	2520815	684-6020
550 IQ LXT	2011-13	2520815	684-6020
550 IQ SHIFT	2009-13	2520815	684-6020
550 SHIFT	2011-13	2520815	684-6020
550 VOYAGUER	2017-22	2520815	684-6020
550 WIDETRACK LX ES	2016-19	2511149 / 2511246	684-6023
600 AXYS INDY ADVENTURE	2021	5435534 / 5450390	684-6000
600 AXYS INDY XC	2021	5435534 / 5450390	684-6000
600 AXYS PRO RMK	2016-21	2520815	684-6020
600 AXYS SWITCHBACK ASSAULT	2021	5435534 / 5450390	684-6000
600 CLEANFIRE SWITCHBACK	2007	5435534 / 5450390	684-6000
600 DRAGON SP/ES EURO	2009	5435534 / 5450390	684-6000

TERMS & INDEX

NEW

HELMETS

HELMET ACCESSORIES

APPAREL

ACCESSORIES

TRACKS & SUSPENSION

STEERING

TRANS MISSION

PLOW & WINCH

WIND SHIELDS

BRAKES & CARB.

ENGINE PARTS

ELECTRICAL

TRAILER

CHEMICALS

TECH & TOOLS

P.O.P.

FUEL TANK CAPS

CODE = B

KEYWORD = 16



See Page 725 for Images

Model	Year	OEM	Part No.	Model	Year	OEM	Part No.
Polaris™				Polaris™			
600 HO ALL OPTIONS	2006-07	5435534 / 5450390	684-6000	INDY 500 WIDE TRACK	1990	2511149 / 2511246	684-6023
600 INDY 121 ES	2019-20	2520815	684-6020	INDY 600	1983-87	2511149 / 2511246	684-6023
600 INDY SP	2013-18	2520815	684-6020	INDY 600 LE	1986	2511149 / 2511246	684-6023
600 INDY SP	2019-22	5435534 / 5450390	684-6000	INDY 600 SE	1985	2511149 / 2511246	684-6023
600 INDY VOYAGEUR	2016	2520815	684-6020	INDY 650	1988-90	2511149 / 2511246	684-6023
600 INDY XC/XCR	2019-21	5435534 / 5450390	684-6000	INDY 650 SKS	1988-90	2511149 / 2511246	684-6023
600 IQ	2007	2511149 / 2511246	684-6023	INDY CROSS COUNTRY	1983	2511149 / 2511246	684-6023
600 IQ OPTIONS	2008-13	5435534 / 5450390	684-6000	INDY SPORT 340	1987-90	2511149 / 2511246	684-6023
600 IQ SHIFT	2009	2520815	684-6020	INDY SPORT GT 340	1989-90	2511149 / 2511246	684-6023
600 PRO RMK	2012-15	2520815	684-6020	INDY SUPERTRAK 488	1990	2511149 / 2511246	684-6023
600 RMK	2017-22	5435534 / 5450390	684-6000	INDY TRAIL 440	1983-85	2511149 / 2511246	684-6023
600 RMK	2008-16	2520815	684-6020	INDY TRAIL 488	1986-90	2511149 / 2511246	684-6023
600 RMK SHIFT	2008-09	2520815	684-6020	INDY TRAIL DELUXE	1988-90	2511149 / 2511246	684-6023
600 RUSH (ALL OPTIONS)	2011-20	5435534 / 5450390	684-6000	INDY TRAIL SUPERTRAK	1989	2511149 / 2511246	684-6023
600 SWITCHBACK ADVENTURE	2014-19	5435534 / 5450390	684-6000	INDY TRIAL 488 ES	1987-89	2511149 / 2511246	684-6023
600 SWITCHBACK ASSAULT	2014-16	2520815	684-6020	INDY TRIL SKS/SP	1988-89	2511149 / 2511246	684-6023
600 SWITCHBACK ASSAULT	2017-20	5435534 / 5450390	684-6000	IQ CRUISER / EURO	2008	5435534 / 5450390	684-6000
600 SWITCHBACK PRO S/SP/XCR	2015-21	5435534 / 5450390	684-6000	SPORT	1993	2511197 / 2511198	680-6007
600 SWITCHBACK/Dragon (ALL OPTIONS)	2008-13	5435534 / 5450390	684-6000	SPORT /GT	1991-92	2511149 / 2511246	684-6023
600 VOYAGEUR	2014	2520815	684-6020	SPORT 440 GT	1991	2511149 / 2511246	684-6023
600 VOYAGEUR	2017-21	5435534 / 5450390	684-6000	SUPERTRAK	1992	2511197 / 2511198	680-6007
650	1992	2511197 / 2511198	680-6007	TRAIL /DELUXE	1993	2511197 / 2511198	680-6007
650 RXL /SKS	1991	2511149 / 2511246	684-6023	TURBO SWITCHBACK / EURO	2008-09	5435534 / 5450390	684-6000
700 CLASSIC	2006	5435534 / 5450390	684-6000	TXL INDY 340	1980-81	2511149 / 2511246	684-6023
700 CLEANFIRE DRAGON	2007	2511149 / 2511246	684-6023	WIDETRAK /GT	1991-97	2511149 / 2511246	684-6023
700 FUSION F/O	2006	5435534 / 5450390	684-6000	WIDETRAK IQ	2009-14	5435534 / 5450390	684-6000
700 IQ, DRAGON	2008	5435534 / 5450390	684-6000	WIDETRAK LX	1994-15	2511149 / 2511246	684-6023
700 RMK	2006	5435534 / 5450390	684-6000	XC 400	1991	2511149 / 2511246	684-6023
700 RMK	2008-10	2520815	684-6020	XLT /SKS	1993	2511197 / 2511198	680-6007
700 SWITCHBACK/Dragon (ALL OPTIONS)	2008	5435534 / 5450390	684-6000	XLT SP	1992-93	2511197 / 2511198	680-6007
800 AXYS PRO RMK	2016-20	2520815	684-6020	Ski-Doo™			
800 AXYS RMK ASSAULT	2017-18	2520815	684-6020	1000 MACH Z ALL	2005-07	513-0330-24,	682-6001
800 AXYS SKS	2018-20	5435534 / 5450390	684-6000	1000 MX Z ALL	2006-07	513-0330-25	
800 DRAGON RMK/DRAGON SP/ES	2008-11	2520815	684-6020	1000 SUMMIT ALL	2005-07	513-0337-22,	
800 INDY /SP	2014-16	2520815	684-6020	500 GSX	2004	513-0338-60	
800 INDY XC/XCR/ADVENTURE	2019-20	5435534 / 5450390	684-6000	500 MX Z ALL	2004	570-1348-00,	
800 IQ	2008-09	5435534 / 5450390	684-6000	500 SUMMIT	2009	572-0739-00	
800 PRO RMK	2011-15	2520815	684-6020	600 FORMULA III	1997-99	572-1383-00,	
800 RMK	2009-15	2520815	684-6020	600 GSX	2004	580-2594-00	
800 RMK ASSAULT	2009-16	2520815	684-6020	600 GSX ALL	2009-15		
800 RMK KHAOS	2020	2520815	684-6020	600 GTX	2009		
800 RMK SHIFT	2009	2520815	684-6020	600 LEGEND	2004		
800 RUSH (ALL OPTIONS)	2011-20	5435534 / 5450390	684-6000	600 TUNDRA XTREME ALL	2011-18		
800 SKS	2020	5435534 / 5450390	684-6000	700 FORMULA III	1998-00		
800 SWITCHBACK ADVENTURE	2016-19	5435534 / 5450390	684-6000	700 GRAND TOURING ALL	1997-00		
800 SWITCHBACK ASSAULT	2011-16	2520815	684-6020	700 MACH 1	1997-00	513-0330-24,	682-6001
800 SWITCHBACK ASSAULT	2017-20	5435534 / 5450390	684-6000	780 MACH Z	2020	513-0330-25	
800 SWITCHBACK PRO-S	2016-20	5435534 / 5450390	684-6000	800 EXPEDITION XTREMEM E-TEC	2017-19	513-0337-22,	
800 SWITCHBACK XCR	2016-20	5435534 / 5450390	684-6000	800 FORMULA III	1998-00	513-0338-60	
800 SWITCHBACK/Dragon/EURO	2009-18	5435534 / 5450390	684-6000	800 GRAND TOURING	2001	570-1348-00,	
800 TITAN	2018-22	5435534 / 5450390	684-6000	800 GSX	2004, 08	572-0739-00	
850 AXYS PRO RMK	2019-21	2520815	684-6020	800 GSX ALL	2012-15	572-1383-00,	
850 AXYS SKS	2019-20	2520815	684-6020	800 LEGEND	2004	580-2594-00	
850 INDY ADVENTURE	2020	5435534 / 5450390	684-6000	800 MACH Z	1997-03		
850 INDY XC	2019-20	5435534 / 5450390	684-6000	800 MX Z ALL	2004		
850 INDY XCR	2019-20	5435534 / 5450390	684-6000	800 MX Z ALL	2008-17		
850 RMK KHAOS	2020-22	2520815	684-6020	800 RENEGADE ALL	2010-18		
850 RMK PRO	2022	2520815	684-6020	800 SUMMIT ALL	2003-17		
850 RUSH PRO-S/XCR	2019-20	5435534 / 5450390	684-6000	ALL MODELS	1971-80	572-2305-00	680-6002
850 SKS	2019-21	5435534 / 5450390	684-6000	ALPINE 503	1983-84	572-2305-00	680-6002
850 SWITCHBACK ASSAULT	2019-20	5435534 / 5450390	684-6000	ALPINE 640 ER	1981	572-2305-00	680-6002
850 SWITCHBACK PRO-S/XCR	2019-21	5435534 / 5450390	684-6000	AXYS SKS	2016-18	2520815	684-6020
900 FUSION	2005	5435534 / 5450390	684-6000	BACKCOUNTRY 600 EFI SPORT	2021	513-0330-24,	682-6001
900 FUSION F/O	2006	5435534 / 5450390	684-6000	BACKCOUNTRY 600R E-TEC	2019-21	513-0330-25	
900 RMK (ALL OPTIONS)	2005-06	5435534 / 5450390	684-6000	BACKCOUNTRY 850 E-TEC	2019-21	513-0337-22,	
900 SWITCHBACK	2005-06	5435534 / 5450390	684-6000			513-0338-60	
INDY 400	1985-90	2511149 / 2511246	684-6023			570-1348-00,	
INDY 400 CLASSIC	1988	2511149 / 2511246	684-6023			572-0739-00	
INDY 400 SKS	1987-88	2511149 / 2511246	684-6023			572-1383-00,	
INDY 500	1982	2511149 / 2511246	684-6023			580-2594-00	
INDY 500 /CLASSIC	1989-90	2511149 / 2511246	684-6023				
INDY 500 SKS	1989-90	2511149 / 2511246	684-6023				
INDY 500 SP	1990	2511149 / 2511246	684-6023	BLIZZARD (WITHOUT DIPSTICK)	1982-84	572-2303-00	680-6011

TERMS & INDEX

NEW

HELMETS

HELMET ACCESSORIES

APPAREL

ACCESSORIES

TRACKS & SUSPENSION

STEERING

TRANS MISSION

PLOW & WINCH

WIND SHIELDS

BRAKES & CARB.

ENGINE PARTS

ELECTRICAL

TRAILER

CHEMICALS

TECH & TOOLS

P.O.P

FUEL TANK CAPS

CODE = B

KEYWORD = 16



See Page 725 for Images

Model	Year	OEM	Part No.
Ski-Doo™			
BLIZZARD 5500, 7500 PLUS, 9500 PLUS	1981	572-2305-00	680-6002
CENTURION INDY 500	1981	2511149 / 2511246	684-6023
CLASSIC	1992-93	2511197 / 2511198	680-6007
ELAN 250	1988-96	2511197 / 2511198	680-6002
ELITE (WITHOUT DIPSTICK)	1981-82	572-2303-00	680-6011
ESCAPADE (WITHOUT DIPSTICK)	1987-88	572-2303-00	680-6011
EVEREST (WITHOUT DIPSTICK)	1981-83	572-2303-00	680-6011
EXPEDITION 550F	2005-06	513-0330-25	680-6011
EXPEDITION LE/SE 1200 4-TEC	2014-19	513-0330-24,	682-6001
EXPEDITION LE/SE 600HO E-TEC	2014-19	513-0330-25	
EXPEDITION LE/SE 600R E-TEC	2020-21	513-0337-22,	
EXPEDITION LE/SE 900 ACE	2015-19	513-0338-60	
EXPEDITION LE/SE 900 ACE	2020-21	570-1348-00,	
EXPEDITION LE/SE 900 ACE	2020-21	572-0739-00	
TURBO	2020	572-1383-00,	
EXPEDITION SPORT 550F	2019-21	580-2594-00	
EXPEDITION SPORT 600 ACE	2021		
EXPEDITION SPORT 600 EFI	2019-20		
EXPEDITION SPORT 900 ACE	2018-21		
EXPEDITION SWT 900 ACE	2021		
EXPEDITION SWT 900 ACE TURBO	2018-19		
EXPEDITION XTREME 800R E-TEC	2020-21		
EXPEDITION XTREME 850 E-TEC			
FITS MODELS WITH 11 GALLON TANKS	1992-99	2511197 / 2511198	680-6007
FORMULA 380 DELUXE	1999-00	572-1612-00	684-6023
FORMULA 500	1997-00	572-1612-00	684-6023
FORMULA 500 DELUXE	1997-01	572-1612-00	684-6023
FORMULA 583	1997	572-1612-00	684-6023
FORMULA DELUXE 500/600/700	2001	513-0329-01	682-6000
FORMULA MX, PLUS (WITHOUT DIPSTICK)	1985-94	572-2303-00	680-6011
FORMULA S	1995-00	572-1612-00	684-6023
FORMULA S ELECTRIC	1998	572-1612-00	684-6023
FORMULA SL	1995-99	572-1612-00	684-6023
FORMULA SLS	1996	572-1612-00	684-6023
FORMULA Z 583	1997-99	572-1612-00	684-6023
FORMULA Z 600/700	2000	513-0329-01	682-6000
FREERIDE 600HO	2016-17	513-0330-24,	682-6001
FREERIDE 800RE RS	2012-17	513-0330-25	
FREERIDE 850 E-TEC	2018-21	513-0337-22,	
		513-0338-60	
		570-1348-00,	
		572-0739-00	
		572-1383-00,	
		580-2594-00	
FS/FST CLASSIC	2006	5435534 / 5450390	684-6000
FS/FST IQ TOURING	2007-09	5435534 / 5450390	684-6000
FS/FST TOURING	2006	5435534 / 5450390	684-6000
FST IQ CRUISER	2007	5435534 / 5450390	684-6000
FST IQ LX	2007	5435534 / 5450390	684-6000
FST SWITCHBACK	2006	5435534 / 5450390	684-6000
GRAND TOURING (WITHOUT DIPSTICK)	1994	572-2303-00	680-6011
GRAND TOURING (WITHOUT DIPSTICK)	1994	572-2303-00	680-6011
GRAND TOURING 380 F/500 F	2002-03	513-0329-01	682-6000
GRAND TOURING 500	1996	572-1612-00	684-6023
GRAND TOURING 500/600/700	2001-02	513-0329-01	682-6000
GRAND TOURING 580	1996	572-1612-00	684-6023
GRAND TOURING 600 ACE / SPORT	2019-21	513-0330-24,	682-6001
	2010-18	513-0330-25	
GRAND TOURING 600HO E-TEC	2019-21	513-0337-22,	
GRAND TOURING 600R E-TEC		513-0338-60	
		570-1348-00,	
		572-0739-00	
		572-1383-00,	
		580-2594-00	
GRAND TOURING 670 SE	1996	572-1612-00	684-6023
GRAND TOURING 700 SE	1996	572-1612-00	684-6023

Model	Year	OEM	Part No.
Ski-Doo™			
GRAND TOURING 900 ACE	2020	513-0330-24,	682-6001
GRAND TOURING 900 ACE TURBO	2019-21	513-0330-25	
GRAND TOURING SPORT 600 XP	2013	513-0337-22,	
		513-0338-60	
		570-1348-00,	
		572-0739-00	
		572-1383-00,	
		580-2594-00	
GRAND TOURING V-1000	2003	513-0329-01	682-6000
GSX LE 600HOE XS - FUEL SYSTEM	2014	513-0330-24,	682-6001
	2014	513-0330-25	
GSX SE 600HOE XR - FUEL SYSTEM	2014	513-0337-22,	
		513-0338-60	
GSX SE 800RE XR - FUEL SYSTEM		570-1348-00,	
		572-0739-00	
		572-1383-00,	
		580-2594-00	
LEGEND 380F	2002-04	513-0329-01	682-6000
LEGEND 500/SS	2002-04	513-0329-01	682-6000
LEGEND 500F	2002	513-0329-01	682-6000
LEGEND 550F	2003-04	513-0329-01	682-6000
LEGEND 600/700	2002-04	513-0329-01	682-6000
LEGEND 800	2002	513-0329-01	682-6000
LEGEND 800 SDI	2004	513-0329-01	682-6000
LEGEND V-1000 SPORT	2003-05	513-0329-01	682-6000
MACH I (WITH DIPSTICK)	1985-94	572-2303-00	680-6011
MX	1981	572-2305-00	680-6002
MX Z 380F	2001	572-1612-00	684-6023
MX Z 380F	2002-04	513-0329-01	682-6000
MX Z 440F	2001	572-1612-00	684-6023
MX Z 500 /SB	2000-03	513-0329-01	682-6000
MX Z 500F	2001	572-1612-00	684-6023
MX Z 500F	2002	513-0329-01	682-6000
MX Z 550F	2003-04	513-0329-01	682-6000
MX Z 700	1999-03	513-0329-01	682-6000
MX Z 800	2000-03	513-0329-01	682-6000
MXZ 600 /SB/HO	1999-03	513-0329-01	682-6000
MXZ 600 CARB	2016-20	513-0330-24,	682-6001
MXZ 600 EFI SPORT	2021	513-0330-25	
MXZ 600HO E-TEC (ALL)	2004-05	513-0337-22,	
MXZ 600R E-TEC(ALL)	2019-21	513-0338-60	
MXZ 800HO E-TEC	2004-07	570-1348-00,	
MXZ 800R E-TEC(ALL)	2008-17	572-0739-00	
MXZ 850 E-TEC(ALL)	2017-21	572-1383-00,	
		580-2594-00	
MXZ X 400 L/C	1999	513-0329-01	682-6000
RENEGADE 600 ACE / SPORT	2019-21	513-0330-24,	682-6001
RENEGADE 600 CARB	2020	513-0330-25	
RENEGADE 600 EFI SPORT	2021	513-0337-22,	
RENEGADE 600HO E-TEC	2010-18	513-0338-60	
RENEGADE 600R E-TEC (ALL)	2019-21	570-1348-00,	
RENEGADE 800R E-TEC	2010-18	572-0739-00	
RENEGADE 800R E-TEC - FUEL	2016-18	572-1383-00,	
RENEGADE 850 E-TEC (ALL)	2017-21	580-2594-00	
RENEGADE 900 ACE ADRENALINE / ENDRUO	2019-21		
RENEGADE 900 ACE TURBO (ALL)	2019-21		
RENEGADE ADRENALINE 600HO E-TEC	2013-14		
RENEGADE ADRENALINE 800R E-TEC XP	2013-14		
RENEGADE BACKCOUNTRY X 600HO E-TEC	2013-15		
RENEGADE BACKCOUNTRY X 800R E-TEC XS	2013-15		
RENEGADE X 600HO E-TEC XS	2014		
RENEGADE X 800R E-TEC XS	2014		
RENEGADE XRS 800R E-TEC XS	2015		
REPLACES ALL KELCH-TYPE CAPS, WITHOUT GUAGE	1996-06	519-0000-33	680-6005

FUEL TANK CAPS

CODE = B

KEYWORD = 16



See Page 725 for Images

Model	Year	OEM	Part No.
Ski-Doo™			
SAFARI (ALL OPTIONS) (WITH DIPSTICK)	1988-94	572-2303-00	680-6011
SKANDIC 377, 503 (WITH DIPSTICK)	1992-94	572-2303-00	680-6011
SKANDIC 380	1995-00	572-1612-00	684-6023
SKANDIC 500	1995-00	572-1612-00	684-6023
SKANDIC 500F	2003-04	513-0329-01	682-6000
SKANDIC 550F	2016-18	513-0330-24,	682-6001
SKANDIC 600 ACE	2011-18	513-0330-25	
SKANDIC 600HO E-TEC	2011-18	513-0337-22,	
SKANDIC 600R E-TEC SWT/WT	2021	513-0338-60	
SKANDIC 900 ACE	2016-18	570-1348-00,	
		572-0739-00,	
		572-1383-00,	
		580-2594-00	
SKANDIC LT 440	2001-04	572-1612-00	684-6023
SKANDIC SPORT 600 EFI	2021	513-0330-24,	682-6001
		513-0330-25	
		513-0337-22,	
		513-0338-60	
		570-1348-00,	
		572-0739-00	
		572-1383-00,	
		580-2594-00	
SKANDIC SUV 550F	2004	572-1612-00	684-6023
SKANDIC SUV 600	2003-04	572-1612-00	684-6023
SKANDIC SWT 500F	1997-04	572-1612-00	684-6023
SKANDIC SWT/WT 550F	2014-20	513-0330-24,	682-6001
SKANDIC SWT/WT 600HO E-TEC	2011-20	513-0330-25	
SKANDIC SWT/WT 900 ACE	2016-21	513-0337-22,	
		513-0338-60	
		570-1348-00,	
		572-0739-00	
		572-1383-00,	
		580-2594-00	
SKANDIC WIDE TRACK	1995-96	572-1612-00	684-6023
SKANDIC WT 500F	1997-04	572-1612-00	684-6023
SKANDIC WT 600	2002-04	572-1612-00	684-6023
SKANDIC WT 600 ACE	2011-20	513-0330-24,	682-6001
SKANDIC WT 600 EFI	2021	513-0330-25	
		513-0337-22,	
		513-0338-60	
		570-1348-00,	
		572-0739-00	
		572-1383-00,	
		580-2594-00	
SKANDIC WT LC	1997-01	572-1612-00	684-6023
SS-25 (WITH DIPSTICK)	1984	572-2303-00	680-6011
STRATOS (WITH DIPSTICK)	1987-88	572-2303-00	680-6011
SUMMIT /X 670	1996-99	572-1612-00	684-6023
SUMMIT 500	1996-99	572-1612-00	684-6023
SUMMIT 500F	2001	572-1612-00	684-6023
SUMMIT 500F	2002	513-0329-01	682-6000
SUMMIT 550F	2003-04	513-0329-01	682-6000
SUMMIT 583	1996-98	572-1612-00	684-6023
SUMMIT 600 /SB	1999-03	513-0329-01	682-6000
SUMMIT 600 CARB	2020	513-0330-24,	682-6001
SUMMIT 600HO E-TEC(ALL)	2009-18	513-0330-25	
SUMMIT 600R E-TEC	2019-21	513-0337-22,	
		513-0338-60	
		570-1348-00,	
		572-0739-00	
		572-1383-00,	
		580-2594-00	
SUMMIT 700 /SB	1999-03	513-0329-01	682-6000
SUMMIT 800 /HM	2000-03	513-0329-01	682-6000

*682-6001 ALSO FITS CAN AM ATV'S UP TO 2015

Model	Year	OEM	Part No.
Ski-Doo™			
SUMMIT 800R E-TEC/P-TEC (ALL)	2003-17	513-0330-24,	682-6001
SUMMIT 850 E-TEC/TURBO	2017-21	513-0330-25	
		513-0337-22,	
		513-0338-60	
		570-1348-00,	
		572-0739-00	
		572-1383-00,	
		580-2594-00*	
SUPER SONIC	1981-	572-2305-00	680-6002
TOURING 380F /CARGO	2001	572-1612-00	684-6023
TOURING 500F /CARGO	2001	572-1612-00	684-6023
TOURING E	1995-00	572-1612-00	684-6023
TOURING E LT	1997	572-1612-00	684-6023
TOURING E LT 2	1996-97	572-1612-00	684-6023
TOURING L	1995	572-1612-00	684-6023
TOURING LE	1995-00	572-1612-00	684-6023
TOURING SLE	1995-00	572-1612-00	684-6023
TUNDRA 550F - ENGINE - FUEL	2020	513-0330-24,	682-6001
TUNDRA 550F - FUEL - EUROPE	2019	513-0330-25	
TUNDRA 600 ACE / LT / SPORT	2019-21	513-0337-22,	
TUNDRA 600 EFI LT	2021	513-0338-60	
TUNDRA 600 EFI SPORT	2021	570-1348-00,	
TUNDRA 600HO E-TEC	2018-20	572-0739-00	
TUNDRA WT 550F	2014-20	572-1383-00,	
TUNDRA XTREME 600HO E-TEC	2013-17	580-2594-00	
ULTRA SONIC	1981	572-2305-00	680-6002
Yamaha™			
APEX (ALL)	2006-18	8FG-24610-00-00	680-6019
ATTAK	2006-07	8FG-24610-00-00	680-6019
MOUNTAIN MAX 700	1997-00	8CVW-24610-00-00	680-6016
NYTRO (ALL)	2007-14	8FG-24610-00-00	680-6019
PHAZER (ALL)	2007-18	8FG-24610-00-00	680-6019
RAGE	2005-07	8FG-24610-00-00	680-6019
RAGE GT	2007	8FG-24610-00-00	680-6019
RS VENTURE (ALL)	2013-20	8FG-24610-00-00	680-6019
RX1	2003	8CVW-24610-00-00	680-6016
RX1	2004	8FG-24610-00	680-6019
SIDEWINDER B TX	2017-20	8JM-F4641-00,	682-6001
		8JP-F4610-00,	
		8KC-F4610-00,	
		8ML-F4611-00	
SIDEWINDER L TX	2017-20	8JM-F4641-00,	682-6001
		8JP-F4610-00,	
		8KC-F4610-00,	
		8ML-F4611-00	
SIDEWINDER M TX	2017-19	8JM-F4641-00,	682-6001
		8JP-F4610-00,	
		8KC-F4610-00,	
		8ML-F4611-00	
SIDEWINDER R TX	2017-18	8JM-F4641-00,	682-6001
		8JP-F4610-00,	
		8KC-F4610-00,	
		8ML-F4611-00	
SIDEWINDER S DX	2018	8JM-F4641-00,	682-6001
		8JP-F4610-00,	
		8KC-F4610-00,	
		8ML-F4611-00	
SIDEWINDER S TX	2017-18	8JM-F4641-00,	682-6001
		8JP-F4610-00,	
		8KC-F4610-00,	
		8ML-F4611-00	
SIDEWINDER S TX	2020	8JM-F4641-00,	682-6001
		8JP-F4610-00,	
		8KC-F4610-00,	
		8ML-F4611-00	
SIDEWINDER S TX GT	2020-21	8JM-F4641-00,	682-6001
		8JP-F4610-00,	
		8KC-F4610-00,	
		8ML-F4611-00	

TERMS & INDEX

NEW

HELMETS

HELMET ACCESSORIES

APPAREL

ACCESSORIES

TRACKS & SUSPENSION

STEERING

TRANS MISSION

PLOW & WINCH

WIND SHIELDS

BRAKES & CARB.

ENGINE PARTS

ELECTRICAL

TRAILER

CHEMICALS

TECH & TOOLS

P.O.P

FUEL TANK CAPS

CODE = B

KEYWORD = 16



See Page 725 for Images

Model	Year	OEM	Part No.
Yamaha™			
SIDEWINDER SRX	2019-20	8JM-F4641-00, 8JP-F4610-00 8KC-F4610-00, 8ML-F4611-00	682-6001
SIDEWINDER X TX	2017-20	8JM-F4641-00, 8JP-F4610-00 8KC-F4610-00, 8ML-F4611-00	682-6001
SNOSCOOT SXR2	2018-21	8JM-F4641-00, 8JP-F4610-00 8KC-F4610-00, 8ML-F4611-00	682-6001
SR VENTURE DX	2018	8JM-F4641-00, 8JP-F4610-00 8KC-F4610-00, 8ML-F4611-00	682-6001
SRVIPER B TX	2017	8JM-F4641-00, 8JP-F4610-00 8KC-F4610-00, 8ML-F4611-00	682-6001
SRVIPER L TX	2014-21	8JM-F4641-00, 8JP-F4610-00 8KC-F4610-00, 8ML-F4611-00	682-6001
SRVIPER M TX	2015-17	8JM-F4641-00, 8JP-F4610-00 8KC-F4610-00, 8ML-F4611-00	682-6001

Model	Year	OEM	Part No.
Yamaha™			
SRVIPER R TX	2014-18	8JM-F4641-00, 8JP-F4610-00 8KC-F4610-00, 8ML-F4611-00	682-6001
SRVIPER S TX	2015-17	8JM-F4641-00, 8JP-F4610-00 8KC-F4610-00, 8ML-F4611-00	682-6001
SRVIPER X TX	2014-17	8JM-F4641-00, 8JP-F4610-00 8KC-F4610-00, 8ML-F4611-00	682-6001
SRX 700	1999-00	8CW-24610-00-00	680-6016
SRX120R	2020-21	8JM-F4641-00, 8JP-F4610-00 8KC-F4610-00, 8ML-F4611-00	682-6001
SX 500, SX R 600, 700	2000-	8CW-24610-00-00	680-6016
VECTOR (ALL MODELS)	2005-18	8FG-24610-00-00	680-6019
VENOM	2004-06	8CW-24610-00-00	680-6016
VENTURE /RS VENTURE (ALL)	2007-12	8FG-24610-00-00	680-6019
VENTURE 500	1997-00	8CW-24610-00-00	680-6016
VENTURE 600	1997-06	8CW-24610-00-00	680-6016
VIPER	2002-06	8CW-24610-00-00	680-6016
VK PRO	2007-20	8FG-24610-00-00	680-6019
V-MAX 500 XT, XTC	1997-00	8CW-24610-00-00	680-6016
V-MAX 600 SX, XT, XTC	1997-00	8CW-24610-00-00	680-6016
V-MAX 700 SX	1997-00	8CW-24610-00-00	680-6016



- TERMS & INDEX
- NEW
- HELMETS
- HELMET ACCESSORIES
- APPAREL
- ACCESSORIES
- TRACKS & SUSPENSION
- STEERING
- TRANS MISSION
- PLOW & WINCH
- WIND SHIELDS
- BRAKES & CARB.
- ENGINE PARTS
- ELECTRICAL
- TRAILER
- CHEMICALS
- TECH & TOOLS
- P.O.P

OIL TANK CAPS



Part No. Code Keyword
680-6010 B 16



Part No. Code Keyword
680-6015 B 16



Sold Individually
Rubber Gasket Only for 680-6010
Part No. Code Keyword
680-6101 B 16



Part No. Code Keyword
681-6000 B 16



Part No. Code Keyword
682-1001 B 16



Part No. Code Keyword
684-7000 B 16



Part No. Code Keyword
711-0010 B 16B

Model	Year	Part No.	OEM No.
Arctic Cat™			
COOLANT TANK CAP FITS MOST LATE MODELS BY DRILLING VENT HOLE		711-0010	0670-035
Polaris™			
*ALL MODELS (GASKET IS INCLUDED)	1981-96	680-6010	5430779, 5430594
*MOST MODELS (WITH GASKET)	1997-22	684-7000	1240094, 2511287
COOLANT TANK CAP FITS MANY MODELS BY DRILLING VENT HOLE		681-6000	5430743
Ski-Doo™			
*ALL MODELS (EXCEPT ALPINE, ELAN)	1985-93	680-6015	580-5781-00
EXPEDITION 600 HO SDI	2005-06	682-1001	519-0000-42
EXPEDITION TUV 600 HO SDI	2007-09	682-1001	519-0000-42
FORMULA S, SL	1995-96	680-6015	580-5781-00
GRAND TOURING	1994	680-6015	580-5781-00
GRAND TOURING 380 F/500 F	2002-03	682-1001	519-0000-42
GRAND TOURING 500/600/700	2002-03	682-1001	519-0000-42
GRAND TOURING SE 800 SDI	2003	682-1001	519-0000-42
LEGEND 380F	2002-04	682-1001	519-0000-42
LEGEND 500 SS	2004	682-1001	519-0000-42
LEGEND 500/600	2002-03	682-1001	519-0000-42
LEGEND 500F	2002-03	682-1001	519-0000-42
LEGEND 550F	2004	682-1001	519-0000-42

Model	Year	Part No.	OEM No.
Ski-Doo™			
LEGEND 600 HO SDI	2004	682-1001	519-0000-42
LEGEND 700	2002-04	682-1001	519-0000-42
LEGEND 800	2002	682-1001	519-0000-42
LEGEND 800 SDI	2003-04	682-1001	519-0000-42
MACH I	1994	680-6015	580-5781-00
MX Z 380F	2002-04	682-1001	519-0000-42
MX Z 500/600/700/800	2002-03	682-1001	519-0000-42
MX Z 550F	2004	682-1001	519-0000-42
MX Z 600 HO	2003	682-1001	519-0000-42
SAFARI L, DELUXE, RALLY	1994	680-6015	580-5781-00
SKANDIC	1994-96	680-6015	580-5781-00
SKANDIC 500F	2003	682-1001	519-0000-42
SKANDIC 550F	2004	682-1001	519-0000-42
SKANDIC SUV 600HO SDI	2008	682-1001	519-0000-42
SUMMIT 500 F	2002-03	682-1001	519-0000-42
SUMMIT 550F	2004	682-1001	519-0000-42
SUMMIT 600/800	2002-03	682-1001	519-0000-42
SUMMIT 700	2002-03	682-1001	519-0000-42
TOURING	1995-96	680-6015	580-5781-00
Yamaha™			
*ALL MODELS (GASKET IS INCLUDED)	1974-91	680-6010	863-21771-00-00


*THESE CAPS ARE OIL TANK CAPS UNLESS NOTED

OIL RESERVOIR INSERT

Reshapes and retains the oil reservoir opening to round. Stops leaks and spillage into engine bay. Reduces fire risk.

Fits:

- Ski-Doo™ • S,F,CK3, MX, MXZ, REV, XP Chassis
- Polaris™ • Most Chassis - 1.75 inch hole I.D.
- Arctic Cat™ • Most Chassis - 1.75 inch hole I.D.



Part No. Code Keyword
680-6040 B 16

RADIATOR CAP



Part No. Code Keyword
711-0010 B 16B

Replaces 0670-035

Model
Arctic Cat™
COOLANT TANK CAP FITS MOST LATE MODELS BY DRILLING VENT HOLE



Part No. Code Keyword
681-6000 B 16

Replaces 1670-447

Model
Polaris™
COOLANT TANK CAP FITS MANY MODELS BY DRILLING VENT HOLE

RADIATOR CAP



Part No.	Code	Keyword
712-0110	B	16B

ARCTIC CAT OEM# 0606-268
 POLARIS OEM# 1240169, 1240300
 SKI DOO OEM# 414-6847-00, 509-0001-87
 0.9BAR(13PSI), HEAT-RESISTANT: 200 DEGREE C

Model	Year
Arctic Cat™	
440 SNO PRO	2004-05
440 SNO PRO L/C	2003
440ZR	1993
580ZR	1993
BEARCAT 550 WT	1995-02
CHEETAH	1991-94
COUGAR	1991-98
CROSSFIRE 600 EFI	2006
CROSSFIRE 700 EFI	2006
EL TIGRE EXT	1989-91
EXT 550	1992-93
EXT 580	1993-98
EXT 600	1997-98
EXT EFI	1993-94
EXT EFI DLX	1998
EXT EFI MOUNTAIN CAT	1993-94
EXT MOUNTAIN CAT	1992
EXT SPECIAL	1991-92
F5 FIRECAT	2005-06
F6 FIRECAT	2005-06
F7 FIRECAT	2005-06
FIRECAT 500	2003-04
FIRECAT 600	2004
FIRECAT 700	2003-04
JAG	1996
KING CAT 900	2004-05
M5	2005
M5 EFI	2006
M6 EFI	2005-06
M7 CARB	2006
M7 EFI	2005-06
MOUNTAIN CAT 1000	2001-02
MOUNTAIN CAT 500	2001-02
MOUNTAIN CAT 600 EFI	2001-04
MOUNTAIN CAT 800	2001-04
MOUNTAIN CAT 900	2003-04
PANTERA	1990-94
PANTERA 1000 (INTERNATIONAL)	2000-01
PANTERA 2-UP	1995-97
PANTERA 550	1998-05
PANTERA 580	1998-01
PANTERA 600	2003-05
PANTERA 800	1998-04
PANTHER 550	1999-01
POWDER EXTREME	1997-98
POWDER SPECIAL 500 EFI	1999-00
POWDER SPECIAL 600 EFI	1997-00
POWDER SPECIAL 700	1999-00
PROWLER	1991-95
PROWLER 2-UP	1992-94
PROWLER MOUNTAIN CAT	1991-92
PROWLER SPECIAL	1991-92
PROWLER TWO-UP	1991
SABERCAT 500	2004-06
SABERCAT 600	2004-06
SABERCAT 700 EFI	2004-06
THUNDERCAT	1993-02
TRIPLE TOURING 600	1999-01
WILDCAT ALL	1988-96
ZL 440	1997-00
ZL 500	1998-01
ZL 550	2000-02
ZL 580 EFI	2000
ZL 600	1999-03
ZL 700	2000
ZL 800	2001-03

Model	Year
Arctic Cat™	
ZR 2K	2000
ZR 440	1994-02
ZR 500	1998-02
ZR 580	1994-97
ZR 600	1998-02
ZR 700	1994-95
ZR 700	1995
ZR 700	1999-00
ZR 800	2001-03
ZR 900	2003-06
ZRT 600	1996-02
ZRT 800	1995-01
Polaris™	
600 AXYS INDY	2021
600 AXYS PRO RMK 155	2016-21
600 AXYS SWITCHBACK	2021
600 DRAGON/SWITCHBACK	2008-10
600 INDY 121 ES (R01)	2019-20
600 INDY 129 XCR	2020
600 INDY ADVENTURE	2020
600 INDY SP	2017-22
600 INDY XC/XCR	2019-21
600 IQ DRAGON	2008
600 IQ SHIFT	2009-10
600 IQ TOURING	2008-10
600 IQ/LXT	2011-15
600 PRO-RIDE RUSH	2010
600 RACER	2017-20
600 RMK	2007-22
600 RUSH PRO-R	2012-14
600 RUSH PRO-S/PRO-X	2015-20
600 RUSH XCR	2017-19
600 RUSH/ES	2011-13
600 SWITCHBACK ADVENTURE	2012-19
600 SWITCHBACK ASSAULT 144	2017-20
600 SWITCHBACK PRO-R	2012-14
600 SWITCHBACK PRO-S/PRO-X	2015-21
600 SWITCHBACK SP	2017-18
600 SWITCHBACK XCR	2020-21
600 SWITCHBACK/ES	2007-14
600 VOYAGEUR	2017-21
600 WIDETRAK IQ	2010-17
650 MATRYX INDY VR1/XC ALL	2021
650 MATRYX SWITCHBACK ASSAULT	2021
700 CLASSIC	2006
700 FUSION	2006
700 HO TOURING	2006
700 IQ DRAGON	2008
700 RMK	2006-10
800 ASSAULT RMK	2009-10
800 AXYS PRO RMK	2017-20
800 AXYS RMK ASSAULT 155	2017-18
800 AXYS SKS	2017-20
800 DRAGON RMK/SWITCHBACK	2009-10
800 INDY 129 XCR	2020
800 INDY ADVENTURE	2020
800 INDY XC	2019-20
800 IQ	2008
800 PRO RMK	2011-15
800 RMK	2010-16
800 RMK ASSAULT	2011-19
800 RMK KHAOS	2020
800 RUSH PRO-R	2012-14
800 RUSH PRO-S/PRO-X	2015-18
800 RUSH XCR	2017-18
800 RUSH/ES	2011-13
800 SKS	2020
800 SWITCHBACK ADVENTURE	2012-19
800 SWITCHBACK ASSAULT	2011-20
800 SWITCHBACK PRO-R	2012-14
800 SWITCHBACK PRO-S/PRO-X	2015-19
800 SWITCHBACK XCR	2018
800 SWITCHBACK/ES	2010-14
800 TITAN SP/ADVENTURE/XC	2018-22
ALL OPTIONS (R04)	
850 AXYS INDY	2021
850 AXYS PRO RMK	2019-21
850 AXYS SKS	2019-20
850 AXYS SWITCHBACK	2021
850 INDY ADVENTURE	2020-21
850 INDY XC	2019-20
850 INDY XCR	2020-21

Model	Year
Polaris™	
850 MATRYX INDY VR1/XC	2021
850 PRO-RMK	2019
850 RMK KHAOS	2020-21
850 RUSH PRO-S 4	2019-20
850 RUSH XCR 4	2019
850 SKS	2019-21
850 SWITCHBACK ASSAULT	2019-21
850 SWITCHBACK PRO-S	2019-21
850 SWITCHBACK XCR	2019-21
900 FUSION	2005-06
900 RMK	2005-06
900 SWITCHBACK	2005-06
Ski-Doo™	
EXPEDITION 600 H.O. TUV REV-XU	2009
EXPEDITION 600 HO TUV /SE	2009-10
EXPEDITION LE/SE 600 HOE	2011-14
EXPEDITION V-800 SPORT	2007-08
GRAND TOURING 500 SPORT	2003
GRAND TOURING 600 ALL	2003
GRAND TOURING 700 ALL	2003
GRAND TOURING 800 SE	2003
GSX 500 SS SPORT	2004-09
GSX 600 HO E-TEC LIMITED	2009
GSX 600 HO SDI LIMITED	2007-08
GSX 600 HO SDI LIMITED TOURING	2008
GSX 600 HO SDI SPORT	2004-06
GSX 600 HO SPORT	2004-05
GSX 800 HO LIMITED	2004-07
GSX 800R LIMITED	2008
GTX 500 SS SPORT	2005-09
GTX 600 HO E-TEC LE	2009
GTX 600 HO SDI LIMITED	2007-08
GTX 600 HO SDI SPORT	2005-08
GTX 600 HO SPORT	2005
GTX 800 HO LIMITED	2005-07
LEGEND 500 SPORT	2003
LEGEND 500 SS SPORT	2004
LEGEND 600 HO SDI SE	2004
LEGEND 600/700 SPORT	2003
LEGEND SE 600	2003
LEGEND SE 700	2003-04
LEGEND SE 800	2003-04
LEGEND V-800 TOURING	2007-09
LEGEND V-800 TRAIL	2007
MACH Z 1000 ADRENALINE	2005-07
MACH Z 1000 X	2006-07
MACH Z 800 TECH PLUS	2003
MX-Z 1000 RENEGADE	2007
MX-Z 1000 RENEGADE X	2006
MX-Z 500 ADRENALINE	2003
MX-Z 500 SS ADRENALINE	2004-07
MX-Z 500 SS TRAIL	2004-05
MX-Z 500 TRAIL	2003
MX-Z 600 HO 007 SPECIAL EDITION	2003
MX-Z 600 HO ADRENALINE	2003-07
MX-Z 600 HO E-TEC ADRENALINE	2009
MX-Z 600 HO RENEGADE	2003-05
MX-Z 600 HO RENEGADE X	2004
MX-Z 600 HO SDI ADRENALINE	2004-08
MX-Z 600 HO SDI BLIZZARD	2007
MX-Z 600 HO SDI RENEGADE	2005-06
MX-Z 600 HO SDI RENEGADE X	2004-06
MX-Z 600 HO SPORT	2003
MX-Z 600 HO TRAIL	2004-05
MX-Z 600 HO X	2003
MX-Z 600 TRAIL	2003
MX-Z 700 ADRENALINE	2003
MX-Z 800 ADRENALINE	2003
MX-Z 800 HO ADRENALINE	2004-07
MX-Z 800 HO BLIZZARD	2007
MX-Z 800 HO RENEGADE	2004-06
MX-Z 800 HO RENEGADE X	2004-06
MX-Z 800 RENEGADE	2003
MX-Z 800 SPORT	2003
MX-Z 800 X	2003
MX-Z 800 X BLAIR MORGAN EDITION	2003
MX-Z 800R RENEGADE	2008
MX-Z 800R RENEGADE X	2008-09
RENEGADE (ALL L/C)	2010-11
SKANDIC SUV 600	2003
SKANDIC WT 600	2004-12
SUMMIT (ALL L/C)	2003-11

RADIATOR CAP



Part No. Code Keyword
712-0111 B 16B

ARCTIC CAT OEM# 0413-002 / 0413-255 / 2606-284
 YAMAHA OEM# 8JP-E2462-00-00
 SKI-DOO OEM# 509-0001-80
 1.1BAR/16PSI

Model	Year
Arctic Cat™	
BEARCAT 3000	2015-17
BEARCAT 7000	2016-19
BEARCAT Z1 XT/LTD	2013-14
BLAST 4000	2021
F 800 SNO PRO/LXR/LTD	2012-13
M 6000 (ALL)	2014-20
M 800 (ALL)	2012-13
M 8000 (ALL)	2014-21
M 9000 (ALL)	2015-18
NORSEMAN 3000	2018-19
NORSEMAN 6000	2018-19
NORSEMAN 8000	2019-21
PANTERA 3000	2016-19
PANTERA 7000	2015-19
RIOT 6000	2020-21
RIOT 8000	2020-21
TZ1 TOURING/TURBO /LXR /LE	2009-13

Model	Year
Arctic Cat™	
XF 6000 (ALL)	2015-17
XF 800 (ALL)	2012-13
XF 8000 (ALL)	2014-18
XF 9000 (ALL)	2015-19
Z1 1100/LXR/TURBO/EXT	2009-11
ZR 4000 LXR	2015-17
ZR 6000 (ALL)	2014-20
ZR 7000 (ALL)	2014-19
ZR 8000 (ALL)	2014-21
ZR 9000 (ALL)	2015-21

Model	Year
Ski-Doo™	
BACKCOUNTRY 600 EFI	2021
BACKCOUNTRY 600R ETEC	2019-21
BACKCOUNTRY 850 ETEC	2019-21
EXPEDITION 1200 4-TEC (ALL)	2010-19
EXPEDITION 900 ACE	2014-19
EXPEDITION SPORT 600 ACE	2011-20
EXPEDITION SPORT 600 EFI	2021
EXPEDITION SPORT 900 ACE	2018-19
EXPEDITION TUV V-800	2007-09
EXPEDITION V-1000	2005-06
FREERIDE 800 ETEC	2012-17
FREERIDE 850 ETEC	2018-21
GRAND TOURING 600 ACE	2011-21
GRAND TOURING 600 ETEC	2012-21
GRAND TOURING 900 ACE	2014-21
GRAND TOURING V-1000	2003
GSX 1200 4-TEC	2009-15
GSX 900 ACE (ALL)	2014-15
GSX LE/SE 600 ETEC	2012-15
GSX SE 800 ETEC	2012-15
LEGEND V-1000	2003-05

Model	Year
Ski-Doo™	
MX Z 600 EFI	2021
MXZ 600 ACE	2012-19
MXZ 600HO/R ETEC	2012-21
MXZ 900 ACE (ALL)	2014-18
MXZ RENEGADE /X 1200 4-TEC	2009
MXZ SPORT 600 ACE	2011-19
MXZ TNT/X 1200 4-TEC	2010-17
MXZ TNT/X 850 ETEC	2017-21
MXZ XRS 600 ETEC	2012-21
MXZ XRS 800 ETEC	2012-17
MXZ XRS 850 ETEC	2018-21
RENEGADE 600 ACE	2018-21
RENEGADE 600 EFI	2021
RENEGADE 600 ETEC (ALL)	2012-21
RENEGADE 800 ETEC (ALL)	2012-17
RENEGADE 850 ETEC (ALL)	2020-21
RENEGADE 900 ACE/ACE TURBO (ALL)	2014-21
RENEGADE ADRENALINE/X 1200 4-TEC	2010-17
RENEGADE ADRENALINE/X 850 ETEC	2017-21
SKANDIC 600 ACE (ALL)	2011-20
SKANDIC 900 ACE	2018-20
SKANDIC SWT V-800	2007-12
SUMMIT 600 ETEC (ALL)	2012-21
SUMMIT 800 ETEC (ALL)	2012-17
SUMMIT 800 PTEK (ALL)	2012-16
SUMMIT SP/X 850 ETEC	2017-21
SUMMIT SPORT 600 CARB	2012-20
TUNDRA 600 ACE (ALL)	2011-20
TUNDRA XTREME 600 ETEC	2012-20
Yamaha™	
SIDEWINDER (ALL)	2017-21
SR VIPER (ALL)	2014-21

RESERVOIR CAP



BRP/SKI-DOO

Part No. Code Keyword
680-6017 B 16

Model	Year
All models except Alpine, Elan	85-93
Formula S/SL	95-96
Grand Touring	1994
Mach I	1994

COOLANT TANK



Part No. Code Keyword
711-0101 B 16

OEM# 1240169, 1240300, 2606-343, 2606-932,
 3606-349, 414-6847-00, 509-0001-87
 W/Rubber Seal & Copper Outlet on the tank.

RAD CAP NOT INCLUDED

Cap Only Is Available At Part No. 712-0110

*Discontinued From OEM

Model	Year
Arctic Cat™	
440 SNO PRO L/C	2002-03
FIRECAT 500 (ALL)	2003-06
FIRECAT 600 (ALL)	2004-06
FIRECAT 700 (ALL)	2003-06
SABERCAT 500 (ALL)	2004-06
SABERCAT 600 (ALL)	2004-06
SABERCAT 700 (ALL)	2004-06

RAD TANK INSERT

Reshapes and retains the rad tank opening to round.
 Stops leaks and spillage into engine bay.



Part No. Code Keyword
680-6050 B 16B



PRECISION = PERFORMANCE

SAME PRODUCT, NEW PACKAGING



See Pages 789-802

VERTEX FORMERLY WINDEROSA

ENGINE

2022 SNOW PRESEASON

PISTON INSTALLATION INSTRUCTIONS



PISTON ASSEMBLIES

Comes complete with piston, rings, pin and circlips. Piston rings are keystone type and only install one way. If the ring will not install properly check to make sure that the chamfered edge is to the top of the piston.

The arrow on the top of the piston goes to the exhaust, except Polaris, arrow is on the mag side. The arrow is to verify piston pin location. Always check piston pin location (Most pistons have locating pins to the intake). Only install the new piston assembly after determining the problem with the motor. Thoroughly clean all parts after disassembly. Inspect all disassembled parts for defects and proper clearance.

Only use new gaskets when reassembling the motor and check top end bearing. Refer to manufacturer specifications for ring end gap and piston clearance. **BREAK** in the MOTOR.

Engine Modifications

NO WARRANTY will be allowed on pistons used in modified motors of any sort, I.E. Pipes, porting, carburetion changes, air box modifications, etc. Damaged pistons **MUST** be returned for inspection.



DO THE JOB RIGHT WITH THE HELP OF THESE TOOLS...

ISOFLEX® TOPAS NB 52

Isoflex Topas NB 52 is a fully synthetic, long-life, high-speed, spindle bearing lubricant. It is similar to the Isoflex NBU 15 with a different synthetic base oil type and slightly higher viscosity. It is well suited for high speed, medium to high loads, and excellent coolant resistance. 50g.

Used in all Rotax engines 2000 & up

Part No.	Code	Keyword
970-4000	C	24



MPZ ENGINE ASSEMBLY LUBE

1 oz tube

Engine Assembly Lube is designed as a prelude for cylinders, pistons, v720-s, cams, plain bearings, ball bearings, roller bearings, journals, and gear sets

Part No.	Code	Keyword
920-1060-1	C	24



ENGINE ASSEMBLY LUBE

- Proper lubrication of metal mating surfaces is essential prior to starting a new or rebuilt engine
- Has superior adhesion to component surfaces to prevent scuffing and galling during initial start-up
- Meets or exceeds OEM performance specs for engine assembly lubricants

Applications: Engine bearings, camshafts, lifters, valves, guides and rocker shaft assemblies

Part No	Description	Code	Keyword
970-3016	118ml bottle	B	24



PISTON PIN PULLER



Universal piston pin puller easily removes all sizes of pistons without any damage to piston. Can be used with any other piston.

Part No.	Code	Keyword
700-4000	B	17

PISTON PIN PULLER



Universal piston pin puller easily removes all sizes of pistons without any damage to piston. Comes with 4 Plungers.

Part No.	Code	Keyword
700-4002	B	17

PISTON RING INSTALLATION TOOL



Easily expands rings to fit over the piston.

Part No.	Code	Keyword
700-4001	B	17

CIRCLIP INSTALL TOOL



Part No.	Size	Code	Keyword
700-4010	18mm	B	17
700-4011	20mm	B	17
700-4012	22mm	B	17

PISTON RING GAP FILE

Manually Operated
Allows you to precisely set ring gaps.
Comes with one #100 Grit Grinding Wheel.

Part No.	Code	Keyword
700-4020	B	17



TERMS & INDEX
NEW
HELMETS
HELMET ACCESSORIES
APPAREL
ACCESSORIES
TRACKS & SUSPENSION
STEERING
TRANS MISSION
PLOW & WINCH
WIND SHIELDS
BRAKES & CARB.
ENGINE PARTS
ELECTRICAL
TRAILER
CHEMICALS
TECH & TOOLS
P.O.P



**WE KNOW
PISTONS**



T-MOLY SERIES PISTON KITS

Includes: 1 Piston, 1 Ring set, 1 Wrist Pin and 1 Circlip Set

MACHINED SMOOTH HEADS

A machined smooth piston crown reflects combustion heat while reducing carbon buildup and protecting the top of the piston. Tests have shown that a machined smooth head can increase HP and fuel economy by up to 6%

HARD ANODIZED CROWNS

Pistons that are not anodized have a hardness of HRB 60, and pistons that are anodized have a hardness of HRB 105. This makes our pistons 75% stronger than non-anodized pistons.

- Increased heat resistance
- Minimized Piston expansion & contraction
- Reduced coefficients of friction

MOS2 (TEFLON-MOLYBDENUM COATING)


MOS2 is composed of sub-micron sized particles of solid lubricant and resin blends of solvents. Our coating is rolled on, so it provides 10 times the bond strength of spray on coatings.

- Draws heat through piston walls and skirt
- Reduces heat and friction, for added power and longevity
- Helps control cold seizures and increases durability

HYPEREUTECTIC CAST

A hypereutectic piston has increased silicon content. The end result is a piston that has an increased hardness, is more resistant to wear, and has an increased ability to withstand higher cylinder temperatures, pressure and detonation.

- Reduces expansion from heat
- Makes the piston more durable and resistant to wear
- Allows tighter piston clearance



OEM STYLE PISTON KITS

**Includes: 1 piston, 1 ring set,
1 wrist pin and 1 circlip set**

- Engineered to provide the best possible path for combustion chamber heat transfer to the cylinder walls
- All of our pistons, rings, pins and circlips are manufactured to OEM specifications
- All individual components are interchangeable with OEM parts
- Piston weight is comparable to OEM

SNOWMOBILE PISTONS

CODE = B

KEYWORD = 22

CODE = B

KEYWORD = 16



Piston

Repl. Ring Set, Repl. Circlips, Repl. Needle Bearings

Model	Year	OEM No.	No. of Cyl.	Std. Bore x Stroke (mm)	Displ. CC	Bore Size (mm)	Piston Part No.	Repl. Ring Set	Repl. Circlips	Repl. Needle Bearings
Arctic Cat™										
Jag 275	1976	3002-070	2	54 x 60	275	Std.	701-1020	701-2020	720-5010	720-2000
Lynx 200T F/A	1977-80									
Jag 2000 F/A (SUZUKI MOTOR)	1978-80					0.020" 0.040"	N/A 701-1024			
EXT340, EXT Sp 340A	1971	3000-218	2	60 x 60	339	Std.	701-1000	701-2000		720-2023
Panther 340A	1971-75							2R		
Puma 340A	1971-73									
Cheetah 340	1972-75									
Lynx II 340	1974									
Jag 340 (KAWASAKI MOTOR)	1975									
• Chrome Bore										
Bearcat 340	1995-00	3005-771	2	60 x 60	339	Std.	701-1040	701-2040	720-5010	720-2000
Cheetah 340	1994					0.010"		701-2041		
Jag 340	1975-77,					0.020"		701-2042		
Jag 340	1987-90					0.040"				
Jag 3000 F/A, F/C	1978-80							2R		
Jag Deluxe	1987-90,									
Jag Deluxe	1998-99									
Jag Mountain Cat	1990-91									
Trail Cat 3000 F/C	1980									
Lynx, Lynx Deluxe	1991-93									
Lynx Mountain Cat	1992-93									
Puma Deluxe	1994-97									
Panther 340 (SUZUKI MOTOR)	1998-00									
• Chrome Bore										
Panther 370	2001-08	3005-762	2	60 x 65	367	Std.	701-1200			720-2001
Panther 370R	2003-06	3005-913								
Z370	1999-07									
Z370ES	2000-03									
Z370LX	2004-07									
• Cast Iron Bore										
Bearcat 440	1993-98	3002-742	2	65 x 65	431	Std.	701-1080	701-2080	720-5010	720-2000
Bearcat 440 I, II	1999-00	3002-071						2R		
El Tigre 4000	1976	3005-920								
Jag AFS	1989-93									
Jag 440	1987-99									
Jag 440 Deluxe	1999									
Jag 4000	1981-85									
Super Jag	1987-97									
Panther 440	1980-81									
Panther 440	1984									
Panther 440	1989-90									
Panther 440	1993-01									
Trailcat 4000	1980-81									
Z 440	1995-98									
• Nikasil Bore										
El Tigre 4000 F/A 1977	1977	3002-289	2	65 x 65	431	Std.	701-1100	701-2080		720-2001
Panther 4000 FC	1977-78									
• Chrome Bore										
Cheetah 440	1972-75	3000-234	2	68 x 60	436	Std.	701-1010	—		720-2023
Ext Special 440	1971									
Lynx II 440	1974									
Pantera 440	1975									
Panther 440	1971-75									
Puma 440	1971-73									
Puma Mod 440A	1971									
T1A440F2	1971-75									
T1A44051	1971-75									
T1B440S	1971-75									
T7A440RX	1971-75									
T7C440FR2	1971-75									
V1P440	1974									
• Chrome Bore										



Model	Year	Piston			Repl. Ring Set, Repl. Circlips, Repl. Needle Bearings						
		OEM No.	No. of Cyl.	Std. Bore x Stroke (mm)	Displ. CC	Bore Size (mm)	Piston Part No.	Repl. Ring Set	Repl. Circlips	Repl. Needle Bearings	
Arctic Cat™											
Jag 440 LC	1996	3005-586	2	68	436	Std.	701-1070	701-2070		720-2001	
Cheetah Touring	1991-94			x				701-2072			
Cougar 436	1991-94			60		.020"		2K	720-5001		
Pantera 440	1992-93										
Panther 440 LC	1996-97										
Prowler 440 LC	1990-94										
Prowler 440Z	1993										
Prowler Special LC	1991-94										
ZL 440	1997-00										
ZR 440 (436)	1994-95										
• Nikasil Bore											
EI Tigre 440Z 1975-77 (2 Plugs)	1975-77	3001-583	2	68 x 60	440	Std.	700-1030		720-5000	720-2000	
• Chrome Bore											
5000 EI Tigre	1976	3005-683	2	70	499	Std.	701-1050	701-2050		720-2001	
Pantera	1976-81	3004-817		x			MOLY				
Cheetah 5000	1976-78,			65					720-5001		
Panther	1986-90										
Panther 5000	1976-81										
LYNX 2000S • Nikasil Bore	1979-80		1								
Cougar 5000	1985-90										
• Chrome Bore											
ZR500	1998-00	3005-173	2	71	497	Std.	701-1500	701-2500		720-2021	
ZR500 EFI / LE	99-00			x			MOLY				
ZL500 CARB	1998-00			62.7					720-5004		
ZL500 EFI	1998-00										
Powder Special 500 / EFI	1999-00										
• A Case Series											
• Nikasil Bore											
Mountain Cat 500 EFI	2001-02	3005-796	2	71	497	Std.	701-1220	701-2220		720-2030	
ZR500	2001-02	3005-815		x			MOLY				
ZR500 CC	2002			62.7							
ZR 500 EFI	2001-02										
ZL 500 EFI ESR	2001										
ZL 500	2002										
• B Case Series											
• Nikasil Bore											
EI Tigre 6000 L/C (500)	1980-81	3005-685	2	70	499	Std.	701-1060	701-2050		720-2001	
EI Tigre 6000 L/C (500)	1984-85			x				2K	720-5001		
• Nikasil Bore											
CROSSFIRE 500	2007-08	3006-427	2	71	499	Std.	701-1210	701-2210		720-2030	
F5 EFI/LXR/SNO PRO	2004-14	3006-746		x			MOLY				
FIRECAT 500	2003-07			63							
FIRECAT 500 SNO PRO / INTL.	2004-06										
M5, M5 EFI 2006	2005										
SABERCAT 500	2004-06										
SABERCAT 500 LX	2004-06										
SNO PRO 500	2010-14										
T500	2008-09										
ZR 4000	2015-17										
POWDER SP 500 EFI	1999-00	3005-686	2	72	529	Std.	701-1110	701-2110		720-2001	
ZL500	1998-00			x				2K			
ZL500EFI	1998-00			65		0.010"	701-1111		720-5001		
ZR 500, ERS	1998-00										
ZR500EFI	2001										
• Chrome Bore											

TERMS & INDEX

NEW

HELMETS

HELMET ACCESSORIES

APPAREL

ACCESSORIES

TRACKS & SUSPENSION

STEERING

TRANS MISSION

PLOW & WINCH

WIND SHIELDS

BRAKES & CARB.

ENGINE PARTS

ELECTRICAL

TRAILER

CHEMICALS

TECH & TOOLS

P.O.P

SNOWMOBILE PISTONS

CODE = B

KEYWORD = 22

CODE = B

KEYWORD = 16



TERMS & INDEX

Piston

Repl. Ring Set, Repl. Circlips, Repl. Needle Bearings

NEW

HELMETS

HELMET ACCESSORIES

APPAREL

ACCESSORIES

TRACKS & SUSPENSION

STEERING

TRANS MISSION

PLOW & WINCH

WIND SHIELDS

BRAKES & CARB.

ENGINE PARTS

ELECTRICAL

TRAILER

CHEMICALS

TECH & TOOLS

P.O.P

Model	Year	OEM No.	No. of Cyl.	Std. Bore x Stroke (mm)	Displ. CC	Bore Size (mm)	Piston Part No.	Repl. Ring Set	Repl. Circlips	Repl. Needle Bearings
Arctic Cat™										
Bearcat 550	1995-02	3005-229	2	73.4	550	Std.	701-1150	701-2150	720-5004	720-2021
Cheetah 550	1994	3005-685		x			MOLY	2K		
Cougar 550	1995-98			65						
EXT 550	1992-93									
EXT EFI 550	1993-94									
EXT 550 Mountain Cat	1991-95									
EXT Special 550	1991									
Pantera 550	2004-05									
Pantera 550 EFI	1993-94									
Pantera 550 EFI	2003									
Panther 550	1997-01									
Prowler Two Up	1995									
ZL 550	2001-02									
ZL 550 ESR	2000-03									
• Nikasil Bore										
Bear Cat 570 ALL	2004-14	3006-921	2	73.75	570	STD	701-1230		—	720-2029
Bearcat 2000 STD XT/XTE/LT	2015-20	3006-528		x						
Mountain Cat 570	2003-04	3007-863		66			MOLY			
Panther 570 ALL OPTIONS	2003-07									
F570 (ALL)	2008-14									
Lynx 2000	2015-20									
T570 (ALL)	2009-14									
Z 570 (ALL)	2004-07									
• Nikasil Bore										
EXT 580	1996-98	3004-075	2	75.4	581	Std.	701-1140	701-2140	720-5004	720-2021
EXT 580 EFI	1998			x			MOLY	2K		
EXT 580 MOUNTAIN CAT	1993			65						
EXT 580Z	1993-94									
EXT 580Z LC	1993-97									
EXT DELUXE	1996-98									
PANTERA 580	1996-98									
PANTERA 580	2001									
PANTERA 580 EFI	1999-01									
POWDER SPECIAL 580	1996									
ZR 580	1993-97									
• Nikasil Bore										
M 6000 ALPHA ONE ES	2019-20	0905-141		73.8			701-1510			
M 6000 SE/ES	2017-19			x						
M 6000 SNO PRO /ES	2017			70						
RIOT 6000 ES	2020									
NORSEMAN 6000 /ES	2018									
PANTERA 6000 ES	2018									
XF 6000 CROSS COUNTRY LTD ES	2017-19									
XF 6000 CROSSTOUR	2018									
XF 6000 CROSSTREK ES	2017-18									
XF 6000 HIGH COUNTRY /ES/LTD	2017-19									
ZR 6000 EL TIGRE ES	2017-18									
ZR 6000 ES /LTD/LXR/RR	2017-20									
ZR 6000 R XC/SX	2016-20									
ZR 6000 RR ES	2017-19									
ZR 6000 RS LTD ES	2017									
ZR 6000 SNO PRO ES	2017-19									
M 6000/SNO PRO	2014-16	0905-096		73.8 x 70	600	Std.	701-1240			
XF 6000	2015	0905-169								
ZR 6000 EL/LTD	2014-16									
ZR 6000 EL TIGRE	2014-16									
ZR 6000 SNO PRO	2014-16									
• Nikasil Bore C-TEC2 Engine										



Piston

Repl. Ring Set, Repl. Circlips, Repl. Needle Bearings

Model	Year	OEM No.	No. of Cyl.	Std. Bore x Stroke (mm)	Displ. CC	Bore Size (mm)	Piston Part No.	Repl. Ring Set	Repl. Circlips	Repl. Needle Bearings
Arctic Cat™										
F6 Fire Cat EFI all	2004-11	3006-645		73.8	599	Std.	701-1630	—		720-2030
F6 FIRE CAT EFI R	2005-11			x			MOLY			
F6 EFI / LXR	2007			70						
F6 FIRE CAT SNO PRO	2004									
F6 Fire Cat EFI Sno Pro	2004-07									
F6 Fire Cat EFI EXT	2005									
M6 EFI	2005-11									
SABER CAT 600 / LX	2004									
SABER CAT 600 EFI	2004									
SABER CAT 600 EFI EXT	2005									
SABER CAT 600 EFI LX	2005-06									
CROSS FIRE 600 EFI	2006-08									
CROSS FIRE 600 EFI Sno Pro	2006-08									
• Nikasil Bore										
ZRT600	1995-00	3005-627	3	66.5	594	Std.	701-1160	—		720-2001
Powder Extreme 600	1997-98			x			MOLY	2K		
EXT Triple 600	1998			57					720-5001	
EXT Triple Touring 600	1998									
Triple Touring 600	1999-00									
• Nikasil Bore										
ZR600	1998-99	3005-172	2	78	599	Std.	701-1600	701-2600	720-5004	720-2021
ZR600 LE	1999	3005-445		x			MOLY			
ZR600 EFI	1998-99			62.7						
ZR600 EFI LE	1998-99									
ZR600 EFI LE XC	1998									
ZL600	1999									
ZL600 EFI	1999									
Powder Special 600	1998-99									
Powder Special 600 EFI	1998-99									
Powder Special 600 EFI LE	1998-00									
• A Case Series										
• Nikasil Bore										
Mountain Cat 600 VEV	2001	3005-554	2	78	599	Std.	701-1610	701-2610		720-2030
Mountain Cat 600 EFI / LE	2001-04	3005-748		x			MOLY			
Pantera 600 EFI ESR	2002-03			62.7					720-5006	
Pantera 600 EFI	2004									
ZL 600	2000									
ZL 600 EFI	2000-03									
ZL 600 EFI SS	2002-03									
ZL 600 EFI ESR	2001-03									
ZR 600 / 2K	2000									
ZR 600	2001-02									
ZR600 BLAIR MORGAN	2000									
ZR 600 EFI	2000-02									
ZR 600 EFI LE	2000-01									
ZR 600 VEV	2001									
ZR 600 EFI CC	2002									
Powder Special 600 2k	2000									
Powder Special 600 EFI / LE	2000									
• B Case Series										
• Nikasil Bore										
Wild Cat 650	1988-90	3005-687	2	78	650	Std.	701-1120	701-2120	720-5004	720-2021
Wild Cat 650 MTN CAT	1989-90			x				2K		
• Nikasil Bore				68						
FIRE CAT 700 EFI	2003-06	3006-499	2	79.7	698	Std.	701-1620			720-2030
FIRE CAT 700 EFI EXT	2004-06			x			MOLY			
FIRE CAT 700 EFI SNO PRO	2003-06			70					720-5006	
FIRE CAT 700	2004-06									
FIRE CAT 700 SNO PRO	2004-06									
CROSS FIRE 700 EFI	2006									
Sabercat 700 EFI LX, EXT	2004-06									
M7 EFI (all)	2005-07									
• Nikasil Bore										

TERMS & INDEX
NEW
HELMETS
HELMET ACCESSORIES
APPAREL
ACCESSORIES
TRACKS & SUSPENSION
STEERING
TRANS MISSION
PLOW & WINCH
WIND SHIELDS
BRAKES & CARB.
ENGINE PARTS
ELECTRICAL
TRAILER
CHEMICALS
TECH & TOOLS
P.O.P

SNOWMOBILE PISTONS

CODE = B

KEYWORD = 22

CODE = B

KEYWORD = 16



TERMS & INDEX

Piston

Repl. Ring Set, Repl. Circlips, Repl. Needle Bearings

Model	Year	OEM No.	No. of Cyl.	Std. Bore x Stroke (mm)	Displ. CC	Bore Size (mm)	Piston Part No.	Repl. Ring Set	Repl. Circlips	Repl. Needle Bearings
Arctic Cat™										
WILD CAT 700 EFI M/C	1991-96	3003-888	2	81	699	Std.	701-1130	701-2130	720-5003	720-2021
WILD CAT 700 M/C	1991-93	3005-228		x			MOLY	2K		
WILD CAT 700	1991-96	3004-325		68						
WILD CAT 700 EFI	1991-96									
POWDER SPECIAL 700	1999-00									
ZR700	1994-96,99-00									
ZL700	2000									
• Nikasil Bore										
ZR800 EFI	2001-03	3005-779	2	81	785	Std.	701-1400	—	—	720-2027
ZR800 EFI SNO PRO	2003	3006-029		x			MOLY			
ZR800 LE	2001-02			76					720-5011	
ZR800 CC	2002									
ZR800 EFI CC	2002									
ZL 800 ESR	2001									
ZL 800 EFI ESR	2002-03									
ZL 800 EFI SS	2002-03									
Mountain Cat 800	2001-02									
Mountain Cat 800 EFI LE	2002-04									
Pantera 800 EFI	2002-04									
• Nikasil Bore										
CROSSFIRE 8 (ALL OPTIONS) (794CC)	2007-09	3007-528	2	85 x 70	794	STD	701-1650			720-2030
F8 (ALL OPTIONS) (794CC)	2007-09									
M8 (ALL OPTIONS) (794CC)	2007-09									
CF8 LE	2010	3007-877	2	85 x 70	794	STD	701-1670	701-2650	720-5006	720-2030
CF8/CF8 SNO PRO	2010-11									
CFR8	2010-11									
F 800 LXR/SNO PRO	2012-13									
F8 EFI/LXR	2010									
F8 EXT	2011									
F8 SNO PRO	2010-11									
M8 ALL	2010-13									
M8000	2014-17									
M8000 MOUNTAIN CAT / RS	2017									
XF 800 LXR/SNO PROHIGH COUNTRY/LTD	2012-13									
XF8000 SNO PRO/CROSS/HIGH COUNTRY	2014-17									
ZR8000 SNO PRO/LXR/RR	2014-17									
M 8000 MOUNTAIN CAT	2018	0905-187	2	85 x 70	794	STD	701-1680			
M 8000 SNO PRO	2018									
XF 8000 CROSS COUNTRY LTD	2018									
ZR 8000 LTD/RR	2018									
ZR 8000 SNO PRO	2018									
ZR 8000 ES 129	2018-19									
ZR 8000 SNO PRO	2018-19									
ZRT 800	1995-01	3004-762	3	72	794	Std.	701-1170	701-2170		720-2021
Pantera 800	1998-99			x						
• Nikasil Bore										
ZR 900	2003-05	3006-393	2	85	862	Std	701-1640	—		720-2027
ZR 900 EFI	2004-06			x			MOLY			
ZR 900 Sno Pro	2003-05			76						
ZR 900 EFI Sno Pro	2004-06									
Mountain Cat 900/EFI	2003-04									
King Cat 900	2004-06									
King Cat 900 EFI	2005-06									
• Nikasil Bore										
Thunder Cat 900	1993-97	3004-078	3	76.5 x 65	895	Std.	701-1180	701-2180		720-2021
• Nikasil Bore.										
		3004-086					MOLY	2K		
Thunder Cat 1000	1998-02	3005-220	3	81	1000	Std.	701-1190	701-2190		720-2030
Mountain Cat 1000	1998-02	3006-044		x			MOLY	2K		
Pantera 1000	2000-01			64.6					720-5006	
• Nikasil Bore										
CF 1000 EFI	2007-11	3007-257	2	90.3	1000	STD	701-1660	701-2660		720-2027
CF 1000 EFI SNO PRO	2008-11			x			MOLY			
CF 1000 EFI SNO PRO LE	2009			78						
CF 1000 R EFI	2009									
CF 1000 R LE	2009									
F 1000 EFI	2008									
F 1000 EFI / LXR	2007-08									
F 1000 EFI SNO PRO	2007-09									
M1000 EFI 153/162 / SNO PRO	2007-08									
M1000 EFI 153/162	2007-11									
• Nikasil Bore										



Model	Year	OEM No.	Piston			Repl. Ring Set, Repl. Circlips, Repl. Needle Bearings				
			No. of Cyl.	Std. Bore x Stroke (mm)	Displ. CC	Bore Size (mm)	Piston Part No.	Repl. Ring Set	Repl. Circlips	Repl. Needle Bearings
J.L.O Rockwell™, Cuyuna™										
LR 340	1971-80		2	60	339	Std.	700-1040			
Cuyuna	1971-80			x 60		0.020"	700-1042			
LR440	1974-80		2	67.5	438					
Cuyuna 440	1974-80			x 60	429					
Cuyuna 400 F/C, 440/2	1974-80				438					
R 650/2 F/C	1972-73				642	0.020"	700-1062			
K340-2AX			2	62 x 56	338	Std.	700-1070			
John Deere™										
400 / 2.3.4			2	65 x 60	398	Std.	700-1000			720-2003
JDX-8	1974-75									
Cyclone 440	1976-78		2	66	438	Std. Left	700-1010			720-2003
Liquifire	1976-78			x 64		Std. Right 0.020" L	700-1020 700-1012			
Kawasaki™										
Intriguer 440	1978		2	68	436		700-1030			
Intruder 440	1978-80			x 60						
Invader 440	1978-81									
Drifter 440	1979-80									
Polaris™										
Fuji Motor										
Charger, Mustang 448,	1971	3083023	1	72	244	Std.	704-1000	—		
Voyageur 488	1971	3081732		x 60		0.020"	704-1002	704-2002		
Colt 250	1972-78		2		488					
Custom II 250	1971	N/A				0.040"	704-1004	—		
TC 250	1974-75									
Electra 250	1975-77									
Gemini 244	1979-83									
Star	1983-90									
Stat Trak 1987-90	1987-90									
Starlite 1991-92	1991-92									
Fuji Motor										
Colt 250	1976-78	3082407	2	53.5 x 55.6	250	Std.	704-1020	—	—	720-2011
Fuji Motor										
Starfire 250 1976	1976	3082684	2	53.4 x 55.6	250	Std.	—	—	—	720-2011
TX 250 1976-79	1976-79									
• Chrome Bore										
Fuji Motor										
TX-L 340	1977-82	3082738	2	61.78 x 55.6	333	Std.	704-1060	—		720-2011
Indy Cross Country	1983									
Centurion 500	1979-82		3		500					
Fuji Motor										
• Chrome Bore										
Colt S/S 340	1977	3082634	2	61.78 x 55.6	333	Std.		704-2080		720-2011
Cobra 340	1978-79							2K		
S/S 340	1979					0.020"	704-1082	—		
Apollo 340	1979-80									
Galaxy 340	1980									
Cutlass 340	1981									
Fuji Motor										
TX335, 340	1972-74	3081333	2	62 x 55.6	335	Std.	704-1010	704-2010		720-2011
TX Racer 335	1972							1L / 1R		
Colt SS 340	1974-76									
TX 500	1972-73		3							
Fuji Motor										
• Chrome Bore										
Starfire 340	1976	3082445	2	61.78 x 55.6	336	Std.	704-1060	—		720-2011
TX 340	1976-80					0.010"	704-1061	704-2061		
		N/A				0.020"	704-1062	—		
		N/A				0.040"	704-1064			
Fuji Motor										

TERMS & INDEX
NEW
HELMETS
HELMET ACCESSORIES
APPAREL
ACCESSORIES
TRACKS & SUSPENSION
STEERING
TRANS MISSION
PLOW & WINCH
WIND SHIELDS
BRAKES & CARB.
ENGINE PARTS
ELECTRICAL
TRAILER
CHEMICALS
TECH & TOOLS
P.O.P

SNOWMOBILE PISTONS

CODE = B

KEYWORD = 22

CODE = B

KEYWORD = 16



TERMS & INDEX

Piston

Repl. Ring Set, Repl. Circlips, Repl. Needle Bearings

Model	Year	OEM No.	No. of Cyl.	Std. Bore x Stroke (mm)	Displ. CC	Bore Size (mm)	Piston Part No.	Repl. Ring Set	Repl. Circlips	Repl. Needle Bearings
Polaris™										
340 SPRINT,ES	1986-90	3085840	2	62.25	339	Std.	704-1170	—	720-5000	720-2023
Indy 340 Sport	1987-90			x			MOLY	2K		
Indy 340 Sport GT	1990,95-96	3085842		55.6		0.020"	704-1172	704-2172		
Indy 340 Lite	1991-98						MOLY			
Indy 340 Lite Deluxe	1992-98	3083585								
Indy 340 Lite GT	1994-97									
Lite Touring	1998									
Indy 340 Touring	1999-04									
340 TOURING	2005-06									
340 CLASSIC	2004-06									
340 EDGE CLASSIC	2003									
340 EDGE	2003									
340 EDGE LX	2007									
340 EDGE TOURING	2007									
Indy 340	1999,04									
Indy 340 Deluxe	1999-02									
340	2008									
340 TRANSPORT	2008									
Fuji Motor										
• Fan Cooled										
• Cast Iron Bore										
• Cylinder honing required for Std. Bore										
400 Indy	1984-91	3083304	2	65	398	Std.	704-1070	704-2070		720-2001
• Cast Iron Bore		3083848		x						
• Liquid Cooled		3083681		60		0.010"	704-1071	—	720-5014	
Fuji Motor										
0.020"										
704-1072										
—										
440 Indy Trail 1984-86	1984-86	3085837	2	67.75	432	Std.	704-1100	704-2040		720-2001
TRAIL / TRAIL DELUXE	1993			x				1K		
Long Track	1984-90	3085839		60		0.020"	704-1102	—		
SS 440	1985-86									
440 Long Track LTR	1987									
Indy XCF	1997-98									
440 Long Track Reverse	1988-89									
TRANSPORT	1996-99									
SPORT	1991-99									
SPORT GT	1991-92									
SPORT SKS	1994									
SPORT TOURING	1995-99									
SUPER SPORT	1994-96									
Fuji Motor										
• Cast Iron Bore										
TX 440	1973	3083882	2	67.72	432	Std.	704-1040	704-2040		
Electra 440	1974-77	3083159		x				1K		
Cobra 440	1978-79			60		0.020"	704-1042	—		
Galaxy 440	1978-79									
Galaxy 440 E	1980-81									
Cutlass SS 440, 440E	1981-82									
TX-C 440C	1981									
LongTrak	1983-86									
Sport, Supersport SS	1983									
Fuji Motor										
• Cast Iron Bore										
INDY 440 XC	1992	3084327				Std.	704-1360	704-2150		720-2001
INDY TRAIL, DELUXE	1993					0.010	704-1361			
INDY 440 XCR	1993-94					0.020	704-1362			
INDY 440 SKS, L/C	1995-98									
INDY Trail 488	1985-99	3083841	2	72	488	Std.	704-1120	704-2120		720-2001
INDY Trail SP	1986,88-89			x			MOLY	2K		
INDY Trail SKS	1987-89	3084600		60		0.010"	704-1121	704-2121		
INDY Trail ES	1987-89						MOLY			
INDY Trail Deluxe	1988-95	3083842				0.020"	704-1122	704-2122		
INDY Trail Touring	1996-99						MOLY		720-5009	
INDY Trail RMK	1997-98	N/A				0.030"	704-1123	—		
		N/A				0.040"	704-1124			
						0.060"	704-1126	704-2126		
Fuji Motor										
• Fan Cooled										



Piston

Repl. Ring Set, Repl. Circlips, Repl. Needle Bearings

Model	Year	OEM No.	No. of Cyl.	Std. Bore x Stroke (mm)	Displ. CC	Bore Size (mm)	Piston Part No.	Repl. Ring Set	Repl. Circlips	Repl. Needle Bearings
Polaris™										
INDY 500	1989-06	3083901	2	72	488	Std.	704-1120	704-2120		720-2001
INDY 500 SP	1989-92			x			MOLY	2K		
INDY 500 SP EFI	1992	3083902		60		0.010"	704-1121	704-2121		
INDY 500 SPX	1992						MOLY			
INDY 500 EFI	1993-97	3083903				0.020"	704-1122	704-2122	720-5009	
INDY 500 EFI SKS	1993-96						MOLY			
INDY 500 SKS	1989-92,95-97	N/A				0.040"	704-1124	—		
INDY 500 CLASSIC	1989-02						MOLY			
INDY 500 CLASSIC	2004-06					0.060"	704-1126	704-2126		
500 CLASSIC TOURING	1993-94									
500 CLASSIC TOURING	2001-03									
500 EDGE	2003-04									
INDY 500 RMK	1996									
Fuji Motor										
• Liquid Cooled										
• Fits Cast Iron & Nikasil bore.										
Indy 500 RMK	1997-99	3085458	2	72	488	Std.	704-1150	704-2150		720-2001
Indy Classic Touring	1997-00			x			MOLY			
Indy Widetrack LX	1998-07	3085459		60		0.010"	704-1151			
		3085460				0.020"	704-1152			
		N/A				0.040"	704-1154			
Fuji Motor										
• Cast Iron Bore										
TX 440 1976-80	1976-80	3082451	2	67.75 x 60	499	Std.	—	—		
Fuji Motor										
• Chrome Bore										
500 XC SP	1999	2201383	2	70.5	500	Std.	704-1210	—	720-5013	720-2031
500 XC XP EDGE	2003-07	2202318		x			MOLY			
500 XC	1999-02	2201395		64		0.010"	704-1211			
500 RMK	2000-02						MOLY			
500 CLASSIC	2003	2201396				0.020"	704-1212			
							MOLY			
Liberty Motor										
• Fits Cast Iron & Nikasil bore.										
550 CLASSIC EDGE	2003	3089485	2	73	544	Std.	704-1390	704-2390		720-2001
550 CLASSIC, F/C	2005-06			x			MOLY			
550 EDGE LX	2007	3089486		65		0.010"	704-1391	2K	—	
550 INDY 121/144/LXT	2014-21						MOLY			
550 INDY ADVENTURE/LXT/ES ALL	2014-21									
550 INDY EVO	2019-21									
550 INDY SPORT TOURING	1999-05									
550 INDY TRAIL RMK	1999-06	3089487				0.020"	704-1392			
550 INDY TRAIL TOURING	2003-04						MOLY			
550 IQ SHIFT	2009-13					0.040"	704-1394			
550 LX	2007-08									
550 LXT	2020-21									
550 PRO X FAN	2004									
550 RMK EVO	2020-21									
550 SHIFT	2011-13									
550 SUPERSPORT	1999-08									
550 VOYAGEUR 144/155	2017-20									
550 WIDETRAK / LX	2016-19									
INDY 550 CLASSIC	2003-04									
TRAIL RMK/TOURING	2000-10									
TRAIL SKS EURO	1999									

TERMS & INDEX

NEW

HELMETS

HELMET ACCESSORIES

APPAREL

ACCESSORIES

TRACKS & SUSPENSION

STEERING

TRANS MISSION

PLOW & WINCH

WIND SHIELDS

BRAKES & CARB.

ENGINE PARTS

ELECTRICAL

TRAILER

CHEMICALS

TECH & TOOLS

P.O.P

SNOWMOBILE PISTONS

CODE = B

KEYWORD = 22

CODE = B

KEYWORD = 16



TERMS & INDEX
NEW
HELMETS
HELMET ACCESSORIES
APPAREL
ACCESSORIES
TRACKS & SUSPENSION
STEERING
TRANS MISSION
PLOW & WINCH
WIND SHIELDS
BRAKES & CARB.
ENGINE PARTS
ELECTRICAL
TRAILER
CHEMICALS
TECH & TOOLS
P.O.P

Model	Year	Piston			Repl. Ring Set, Repl. Circlips, Repl. Needle Bearings					
		OEM No.	No. of Cyl.	Std. Bore x Stroke (mm)	Displ. CC	Bore Size (mm)	Piston Part No.	Repl. Ring Set	Repl. Circlips	Repl. Needle Bearings
Polaris™										
580 XLT SP	1992-94	3084449	3	64	579	Std.	704-1140	704-2140	720-5000	
580 XLT	1993-94			x			MOLY	2K		
580 XLT SKS	1993-94	3084451		60		0.020"	704-1142	704-2142		
Fuji Motor • Cast Iron Bore										
600 XC (twin)	1996	2200942	2	74.5	593	Std.	704-1230		720-5013	720-2031
600 XC	1998-99			x			MOLY	2K		
600 XC SP	1999			68						
600 XC Deluxe 45th	2000									
600 RMK	1998-01									
600 CLASSIC EDGE	2001									
Liberty Motor • Nikasil Bore										
Fuji Motor										
XLT 600	1995-97	3085432	3	65	597	Std.	704-1160	704-2160	720-5010	
XLT 600 SKS	1995-97	3085433		x			MOLY	2K		
XLT 600 SP	1995-98			60		0.010"	704-1161	704-2161		
XLT 600 SP LT	1995	3085434				0.020"	704-1162	704-2162		
XLT 600 LTD SP	1997						MOLY			
XLT 600 LTD	1997-98	N/A				0.040"	704-1164			
XLT 600 RMK	1995-97						MOLY			
XLT 600 Touring	1995-99									
XLT 600 Classic	1998-99									
XCR 600 TRIPLE MONO	1995-96									
XC600 TRIPLE MONO	1997									
600 TRIUMPH	2000									
• Piston Port • Cast Iron Bore										
600 Indy	1983-87	3083348	3	65	597	Std.	704-1070	704-2070		720-2001
		3083884		x				1K		
				60		0.010"	704-1071	—	720-5014	
Fuji Motor • Cast Iron Bore										
		3083293				0.020"	704-1072	—		
600 XCR SP	1996-98	3085297	3	62.5	598	Std.	704-1260	704-2260	CW18	720-2001
600 XCR SE	1997			x			MOLY		—	
				60						
Fuji Motor • Reed Induction • Nikasil Bore										
600 PRO X	2001-04	2201559	2	77.25	600	Std.	704-1320	704-2320	720-5013	720-2026
600 PRO X2	2002-04	2202258		x						
600 XC SP VES	2000-05			64						
600 XC SP EDGE	2000-05									
600 RMK	2002-07									
600 Switchback	2004-07									
600 HO FUSION	2006-07									
600 CLASSIC	2002-06									
600 CLASSIC TOURING	2001-04									
600 EDGE TOURING	2005-06									
600 TOURING	2000									
Liberty Motor • Nikasil Bore										
600 HO IQ TOURING CLEAN FIRE	2008	2203899	2	77.25	600	Std.	704-1320	704-2320	720-5013	720-2026
600 HO IQ / LX CLEAN FIRE	2008			x			MOLY	2K		
600 RMK 155	2008			64						
600 SWITCHBACK / DRAGON/ ALL OPT	2008									
600 IQ LXT	2011-13									
600 IQ TOURING	2008-09	2204122								
600 IQ DRAGON	2008									
600 IQ LX	2008									
600 DRAGON SP / ES	2009									
600 SWITCH BACK / DRAGON	2009									
600 RMK SHIFT 144/155	2009									
600 IQ / ES	2009									
600 IQ SHIFT 136	2009-12									
600 IQ SHIFT CARB	2008-09	2203319								
600 IQ LXT	2011-15									
Liberty Motor • Nikasil Bore										



Model	Year	Piston			Repl. Ring Set, Repl. Circlips, Repl. Needle Bearings														
		OEM No.	No. of Cyl.	Std. Bore x Stroke (mm)	Displ. CC	Bore Size (mm)	Piston Part No.	Repl. Ring Set	Repl. Circlips	Repl. Needle Bearings									
Polaris™																			
600 PRO-RIDE RUSH	2010	2204152	2	77.25	—	Std	704-1370	—	—	720-2026									
600 WIDETRAK IQ/INTL	2010-17																		
600 RUSH/ES/RETRO ES/LX/LX RETRO ALL	2011																		
600 RUSH PRO-R/ES/RETRO ALL	2011																		
600 SWITCHBACK ADVENTURE	2012																		
600 RUSH/ES	2012																		
600 RUSH PRO R/SC/SP/ES/INTL ALL	2012																		
600 SWITCHBACK ES/PRO-R	2012																		
600 AXYS PRO RMK 155 ALL OPTIONS	2016-21																		
600 INDY/SP/ES/XC ALL	2013-21																		
600 PRO RMK 155	2013-15	2204900	3	77.10	600	Std	704-1380	—	—	—									
600 RMK 144/155 ALL OPTIONS	2013-20																		
600 RUSH PRO R/PROX/PRO S	2013-19																		
600 RUSH XCR/PRO S	2017-21																		
600 RUSH/ES	2013																		
600 SWITCHBACK ADVENTURE	2013-19																		
600 SWITCHBACK ASSAULT ALL OPTIONS	2014-20																		
600 SWITCHBACK PRO R/PRO S/PRO X/XCR	2013-20																		
600 SWITCHBACK/ES	2013-14																		
600 VOYAGER/INTL	2014-20																		
650 Indy	1988-92	3084245	3	67.75 x	649	Std.	704-1130 MOLY	704-2130 2K	—	720-2001									
650 SKS	1988-90																		
650 RXL	1990-97	3084246	3	60	—	0.010"	704-1131 MOLY	704-2131	720-5009	—									
650 RXL SKS	1991-93																		
650 RXL TOURING	1994-95	3084247	3	60	—	0.020"	MOLY	—	—	—									
650 RXL LT	1995																		
Fuji Motor		N/A					704-1134 MOLY	—											
• Cast Iron Bore																			
680 ULTRA	1997-98	3085262	3	66.6 x	679	Std.	704-1180 MOLY	704-2180 2K	—	720-2001									
680 ULTRA SP	1996-97																		
680 ULTRA SPX	1997																		
680 ULTRA SPX SE	1997																		
680 ULTRA SKS	1996																		
680 ULTRA RMK	1996																		
680 ULTRA TOURING	1997-98																		
700 XCR	1998																		
Fuji Motor REED																			
• Nikasil Bore																			
700 CFI DRAGON AND EURO	2007	2203606	2	81	—	Std	704-1350	—	—	—									
700 DRAGON RMK 163 & EURO	2008																		
700 DRAGON SWITCHBACK & EURO	2008																		
700 IQ	2008																		
700 IQ DRAGON & EURO	2008																		
700 IQ EURO	2008																		
700 RMK 155 (ALL OPTIONS)	2008-10																		
700 RMK (EARLY PRODUCTION)	2008																		
700 SWITCHBACK & EURO	2008																		
700 SKS	1997,99-03										2200896	2	81 x	700	Std.	704-1200 MOLY	704-2200 2K	720-5013	720-2031
XC700 RMK	1997-05																		
XC 700 SP / EDGE	1999-05																		
XC 700	1997-99																		
700 Pro X	2003-04																		
700 Pro X2	2004																		
700 Deluxe 45th Anniversary	2000																		
700 CLASSIC	2001-04																		
700 CLASSIC TOURING	2003-04																		
700 SWITCHBACK	2004																		
Liberty Motor																			
• Nikasil Bore																			
INDY STORM 800	1994-98	3085030	3	72 x	794	Std.	704-1190	704-2190 2K	—	720-2001									
INDY STORM 800 SKS	1994-97																		
INDY STORM 800 SE	1997																		
XPS Series		3085028	3	65	—	0.020"	704-1192	—	—	—									
Fuji Motor																			
94-95 Models are cast iron bore																			
• 96-98 Models have Nikasil Bore																			
800 XCR	1999-03	3086142	3	72 x	794	Std.	704-1270 MOLY	704-2270 2K	—	720-2001									
XPS Series																			
Fuji Motor																			
• Nikasil Bore																			

SNOWMOBILE PISTONS

CODE = B

KEYWORD = 22

CODE = B

KEYWORD = 16



Piston

Repl. Ring Set, Repl. Circlips, Repl. Needle Bearings

Model	Year	OEM No.	No. of Cyl.	Std. Bore x Stroke (mm)	Displ. CC	Bore Size (mm)	Piston Part No.	Repl. Ring Set	Repl. Circlips	Repl. Needle Bearings
Polaris™										
INDY 800 LE	2001	2201721	2	85	794	Std.	704-1240	704-2240		720-2032
INDY 800 Snow Check Special	2001	2202337		x			MOLY	2K		
INDY 800 XC SP	2001-02			70						
INDY 800 XC SP EDGE/M-10	2003-05									
INDY 800 XC EDGE	2003								720-5012	
800 RMK (ALL)	2000-05									
800 Switchback	2004-05									
800 Pro X	2003-04									
800 PRO X 2	2004									
800 PRO X R	2004									
800 SKS 2003	2003									
800 CLASSIC TOURING	2004									
800 EDGE TOURING	2004-05									
Liberty Motor										
• Nikasil Bore										
800 DRAGON RMK 155 SPEC BUILD	2008-10	2203605	2	85	795	Std.	704-1340	704-2330	N/A	720-2032
800 DRAGON RMK 155 / 163	2008-10	2203943		x			MOLY			
800 IQ	2008-10			70						
800 ASSAULT RMK 146	2009									
800 DRAGON SP	2009-10									
800 IQ / ES	2009-10									
800 RMK (ALL)	2009-10									
800 Switchback	2009-10									
Liberty Motor										
• Nikasil Bore										
800 AXYS PRO RMK/LE ALL	2016	2206158	2	85	795	Std.	*704-1400	NA	NA	720-2032
800 AXYS SKS 155 ALL	2016	2205176		x						
800 INDY SP/ES/INTL ALL	2014-15	2204322		70						
800 PRO RMK 155/163 ALL	2011-16	2205656								
800 RMK	2011-15									
800 RMK ASSAULT ALL	2011-16									
800 RUSH PRO R ALL	2011-14									
800 RUSH PRO-S/PRO-X ALL	2016									
800 RUSH/ES/RETRO/RETRO LX/RETRO ES ALL	2011-13									
800 SWITCHBACK ADVENTURE	2014-16									
800 SWITCHBACK ASSAULT ALL	2011-16									
800 SWITCHBACK PRO R	2012-14									
800 SWITCHBACK PRO X/PRO S ALL	2016									
800 SWITCHBACK/ES	2012-14									
800 AXYS PRO RMK/LE	2017	2204322	2	85	795	STD	*704-1410			
800 AXYS RMK ASSAULT	2017-18	2205176		x						
800 AXYS SKS	2017-18	2206158		70						
800 RUSH PRO-S	2017-18	2206374								
800 RUSH PRO-X	2017									
800 RUSH XCR	2017-18									
800 SWITCHBACK ADVENTURE	2017									
800 SWITCHBACK ASSAULT	2017									
800 SWITCHBACK PRO X/INTL	2017									
800 SWITCHBACK PRO-S	2017-18									
850 AXYS PRO-RMK	2019-21	2207820			850	STD	704-1420			
850 AXYS SKS	2019-21	2208205								
850 INDY/XC/XCR	2019-21									
850 PRO RMK	2019									
850 RUSH PRO-S	2019-20									
850 RUSH XCR	2019									
850 SKS	2019-20									
850 SWITCHBACK ASSAULT	2019-21									
850 SWITCHBACK PRO-S	2019-21									
850 SWITCHBACK XCR	2019-21									
FUSION 900	2005-06	2202811	2	83	866	Std	704-1280	704-2280	720-5005	720-2032
900 SWITCHBACK	2005-06			x			MOLY		-	
900 RMK 151", 159" 166"	2005-06			80						
Liberty Motor										
• Nikasil Bore										

NOTE: = *704-1400 is produced with anti-detonation grooves on both intake & exhaust sides.

OEM design is exhaust side only OEM# 2204322, 2205656

NOTE: = *704-1410 whole piston that is produced with anodize and anti-detonation grooves on both intake & exhaust sides. OEM# 2206374

TERMS & INDEX
NEW
HELMETS
HELMET ACCESSORIES
APPAREL
ACCESSORIES
TRACKS & SUSPENSION
STEERING
TRANS MISSION
PLOW & WINCH
WIND SHIELDS
BRAKES & CARB.
ENGINE PARTS
ELECTRICAL
TRAILER
CHEMICALS
TECH & TOOLS
P.O.P



Piston

Repl. Ring Set, Repl. Circlips, Repl. Needle Bearings

Model	Year	OEM No.	No. of Cyl.	Std. Bore x Stroke (mm)	Displ. CC	Bore Size (mm)	Piston Part No.	Repl. Ring Set	Repl. Circlips	Repl. Needle Bearings
Ski-Doo™/Moto Ski™ (Rotax Engine)										
SKI-DOO™ Elan 250	1973-79	420.9850.50	2	54 x 54	247.3	Std. 0.020"	702-1030 702-1032	702-2030 1L / 1R —		N/A
MOTO-SKI™ Spirit 250	1976-83	420.9841.56	1	69.5 x 66	250.4	Std. 0.020"	N/A	N/A		720-2003
SKI-DOO™ Elan 250, E	1971-87						702-1002			
Elan 250	1988-96									
MOTO-SKI™ Mirage I	1980-82	420.9962.45	1	72 x 61	268.7	Std. 0.010"	702-1010 MOLY	702-2010 1L / 1R		720-2003
SKI-DOO™ Citation 3500	1980-84	420.9962.46				0.010"	702-1011 MOLY	702-2011	720-5009	
Skandic 277	1983-84									
Citation LS, LSE	1985-92	420.9962.47				0.020"	702-1012 MOLY	702-2012		
Tundra LT	1985-03	N/A				0.040"	702-1014 MOLY	702-2014		
MOTO-SKI™ Mirage 300	1979	420.9934.15	2	57 x 57.5	293.5	Std. 0.010"	702-1200	—		—
SKI-DOO™ TNT 294	1973	420.9934.16				0.010"	702-1201	—		
Elan 294, 300SS	1974-75									
Citation 300	1978-79					0.020"	702-1202	—		
SKI-DOO™ Olympic 320, 320E	1969	420.9850.50	1	76 x 66	319	Std. 0.020"	702-1020	702-2020 2R		720-2003
Olympic 300 S, M	1971-77	420.9850.51 420.9850.52			299.4		702-1022	—		
SKI-DOO™ Olympique 335	1969-72	420.9850.55	1	78 x 70	335	Std. 0.020"	702-1040			720-2003
Skandic 335	1970-73	420.9850.56					702-1042	—		
MOTO-SKI™ Futura 340	1975	420.9924.60	2	59.5 x 61	339	Std. L	702-1050	702-2060 1L / 1R		720-2003
Nuvik 340, E	1976-79	420.9924.65				Std. R	702-1060	702-2060		
SKI-DOO™ TNT 340	1972-76	N/A				0.010" L	702-1051	—		
Olympique 340, E	1975-79	N/A				0.010" R	—	—		
Everest 340, E		420.9924.61				0.020" L	702-1052	—		
		420.9924.66				0.020" R	702-1062	—		
		N/A				0.040" L	702-1054	—		
		N/A				0.040" R	—	—		
SKI-DOO™ TNT F/A 340	1973-78	420.9156.30	2	59.5 x 61	339	Std. 0.010" .020"	702-1210 702-1211	—		720-2003
MOTO-SKI™ Super Sonic	1979-81	420.9956.17	2	59.5 x 61	339.2	Std. 0.010"	702-1070 702-1071	702-2070 1L		720-2003
SKI-DOO™ Blizzard 6500, Plus	1978	420.9945.22				0.010"				
Blizzard 7500, Plus	1979-81	N/A				0.020"	702-1072	702-2072		
Blizzard Cross Country	1979	N/A				0.040"	702-1074			
MOTO-SKI™ Sonic 340	1976-78	420.9937.90	2	63 x 54	346	Std. 0.010"	702-1230	—		720-2003
SKI-DOO™ TNT, RV 340	1976-80	420.9937.91				0.010"				
		N/A				0.020"		—		

TERMS & INDEX
NEW
HELMETS
HELMET ACCESSORIES
APPAREL
ACCESSORIES
TRACKS & SUSPENSION
STEERING
TRANS MISSION
PLOW & WINCH
WIND SHIELDS
BRAKES & CARB.
ENGINE PARTS
ELECTRICAL
TRAILER
CHEMICALS
TECH & TOOLS
P.O.P

SNOWMOBILE PISTONS

CODE = B

KEYWORD = 22

CODE = B

KEYWORD = 16



TERMS & INDEX

Piston

Repl. Ring Set, Repl. Circlips, Repl. Needle Bearings

Model	Year	OEM No.	No. of Cyl.	Std. Bore x Stroke (mm)	Displ. CC	Bore Size (mm)	Piston Part No.	Repl. Ring Set	Repl. Circlips	Repl. Needle Bearings
Ski-Doo™/Moto Ski™ (Rotax Engine)										
MOTO-SKI™										
MIRAGE II	1980-83	420.8900.60	2	62	368.5	Std.	702-1080	702-2080		720-2003
MIRAGE SPECIAL	1980-82			x			MOLY	1L / 1K		
SKI-DOO™		420.8900.61		61		0.010"	702-1081	702-2081	720-5009	
CITATION 4500 (368 cc)	1979-83						MOLY			
Formula S	1995-98	420.8900.62				0.020"	702-1082	702-2082		
FORMULA DELUXE 380F	1999-02						MOLY			
GRAND TOURING 380F	2001-04	N/A				0.040"	702-1084	702-2084		
LEGEND 380 F	2003-04						MOLY			
MXZ 380 FAN	2001-06									
GTS 380 FAN	2005-06									
GSX 380 FAN	2005-06									
Nordic	1981-84									
TOURING E, ELT	1996-00									
SKANDIC 377	1982-87									
Skandic II 377, R	1992-98									
Skandic 380	1996-00									
SAFARI 377	1987-91									
SAFARI L, LE	1990-94									
SAGA	1989									
SCOUT	1989-92									
SKI-DOO™										
Olympique 399	1969-73	420.9855.00	2	64.5	398.6	Std. Left	702-1100	702-2110		720-2003
Alpine 399	1970-71			x				2R		
Nordic 399	1970-71	420.9855.05		61		Std. Right		702-2110		
Valmont 399	1971									
		N/A				0.010" L	—	—		
		N/A				0.010" R	702-1111	—		
		420.9855.01				0.020" L	702-1102	—		
		420.9855.06				0.020" R		—		
		N/A				0.040" L				
		N/A				0.040" R	—			
SKI-DOO™										
MX-Z 440 F	1997-01	420.8874.85	2	67.5	436	Std.	702-1090	702-2090		720-2003
Nordic 50	1987-91			x			MOLY	1L / 1R		
Safari 447	1984-86	420.8874.86		61		0.010"	702-1091	—	720-5009	
Safari LX, LXE	1990-93						MOLY			
SKANDIC 440	2001-02	420.8874.87				0.020"	702-1092	702-2092		
SKANDIC 440 LT	2003-07						MOLY			
Touring LE	1997-00									
TOURING SLE	1999-00									
SKI-DOO™										
TNT 440 F/C	1971-73	420.9922.45	2	67.5	436	Std. Left		—		720-2003
Alpine 440	1972-74			x				1L / 1R		
Nordic 440	1972	N/A		61		0.010" L	702-1121	702-2151	720-5009	
Olympic	1973-76									
Valmont 440	1973	N/A				0.010" R		702-2151		
		420.9922.41				0.020" L		702-2152		
		420.9922.46				0.020" R	702-1132	702-2152		
MOTO-SKI™										
Futura 440	1975-79	420.9946.10	2	67.5	436.6	Std. Left	702-1140	—		720-2003
Nuvik 440	1977			x						
SKI-DOO™		420.9946.15		61		Std. Right	702-1150	—	720-5009	
Everest 440	1974-79									
TNT 440	1975-78	N/A				0.010" L	702-1141	702-2151		
Olympic	1977									
		N/A				0.010" R		702-2151		
		420.9946.11				0.020" L		702-2152		
		420.9946.10				0.020" R		702-2152		

NEW

HELMETS

HELMET ACCESSORIES

APPAREL

ACCESSORIES

TRACKS & SUSPENSION

STEERING

TRANS MISSION

PLOW & WINCH

WIND SHIELDS

BRAKES & CARB.

ENGINE PARTS

ELECTRICAL

TRAILER

CHEMICALS

TECH & TOOLS

P.O.P



Piston

Repl. Ring Set, Repl. Circlips, Repl. Needle Bearings

Model	Year	OEM No.	No. of Cyl.	Std. Bore x Stroke (mm)	Displ. CC	Bore Size (mm)	Piston Part No.	Repl. Ring Set	Repl. Circlips	Repl. Needle Bearings
Ski-Doo/Moto Ski (Rotax Engine)										
MOTO-SKI™										
Ultra-Sonic	1980-82	420.9951.80	2	67.5 x 61	436.6	Std.	702-1160	—		720-2003
SKI-DOO™										
Blizzard 9500	1979-82	420.9951.81				0.010"	702-1161	—		
		420.9951.82				0.020"	—	702-2162		
MOTO-SKI™										
Futura 444	1978-79	420.9938.35	2	69.5 x 61	436.6	Std.	702-1170	702-2170		720-2003
Futura 464	1980-82						MOLY	1L / 1R		
Sonic L/C	1984	420.9938.36		69.5 x 64	462.8	0.010"	702-1171	—	720-5014	
							MOLY			
SKI-DOO™										
Elite 450 L/C	1978-80	N/A				0.020"	702-1172	702-2172		
Everest 444 L/C	1978-79						MOLY			
Everest 464 L/C	1980-83	N/A				0.040"	702-1174	—		
	1984						MOLY			
Formula MX, LT, XTC	1985-93									
Safari GLX, L/C, LCE	1980-83									
Grand Touring 470	1995									
FORMULA SS,	1985									
FORMULA XT	1994									
Formula SP 1	1985-95									
Formula MX, XTC	1985-95									
Formula MXZ	1993-94									
Summit 470	1994-95									
SKI-DOO™										
MXZ 440 L/C	1999-07	420.8883.33	2	64.88 x 65.8	436.8	Std.	702-1720	702-2720		N/A
							MOLY			
SKI-DOO™										
Blizzard 438	1974-77	420.9937.90	2	67.5 x 61	438	Std.	702-1220	—		720-2003
TNT 440 F/A	1974-77	420.9941.23				0.010"	702-1221	702-2221		
						0.020"				

TERMS & INDEX
NEW
HELMETS
HELMET ACCESSORIES
APPAREL
ACCESSORIES
TRACKS & SUSPENSION
STEERING
TRANS MISSION
PLOW & WINCH
WIND SHIELDS
BRAKES & CARB.
ENGINE PARTS
ELECTRICAL
TRAILER
CHEMICALS
TECH & TOOLS
P.O.P

SNOWMOBILE PISTONS

CODE = B

KEYWORD = 22

CODE = B

KEYWORD = 16



TERMS & INDEX

Piston

Repl. Ring Set, Repl. Circlips, Repl. Needle Bearings

Model	Year	OEM No.	No. of Cyl.	Std. Bore x Stroke (mm)	Displ. CC	Bore Size (mm)	Piston Part No.	Repl. Ring Set	Repl. Circlips	Repl. Needle Bearings
Ski-Doo™										
MOTO-SKI™										
Grand Prix Special	1979-81	420.9962.45	2	72 x 61	496.7	Std.	702-1010	702-2010		720-2003
Futura 500, 500E	1980-82						MOLY			
Sonic	1982	420.9962.46		72 x 64	521	0.010"	702-1011	702-2011	720-5009	
							MOLY			
		420.9962.47				0.020"	702-1012	702-2012		
						0.040"	702-1014	702-2014		
							MOLY			
SKI-DOO™										
Blizzard 5500	1979-84									
Everest 500 E	1981-83									
Alpine II 503	1983-95									
Escapade	1987-89									
Nordic 60	1987-91									
SAFARI CHEYENNE 503	1988-91									
Safari Stratos	1988									
Safari Voyageur Plus	1989									
Skandic 503	1986-87									
Skandic 500 Widetrack	1995-2000									
Formula SL	1995-01									
Touring SLE	1995-01									
Safari Rally	1993-94									
Skandic II 503	1993-96									
Grand Touring 500 Fan	2002									
Legend 500 Fan	2002									
MXZ 500 Fan 2002	2002									
Skandic 500 SWT	2002-04									
Skandic 500 WT	2002-04									
Skandic Sport 500 Fan	2003-04									
Summit 500 Fan	2002-04									
Blizzard 9700	1983									
Formula Plus	1985-91									
Safari Grand Luxe LC	1985-86									
SKI-DOO™ (ROTARY INTAKE MOTOR)										
Grand Touring 500	1996-99	420.8875.55	2	69.5	499	Std.	702-1350	702-2350		720-2001
Summit 500	1996-99			x			MOLY	1L / 1R		
Formula Z 500	1999	N/A		65.8		0.020"	702-1352	702-2352		
Formula 500 DLX, SLS,	1996-00						MOLY		720-5014	
MXZ 500	1998-99					0.040"	702-1354	702-2354		
Skandic WT L/C	1999-00						MOLY			
Touring 500 L/C	2000									
SKI-DOO™ (REED INTAKE MOTOR)										
Formula Deluxe 500 L./C	2001	420.8894.45	2	69.5	499	Std.	702-1360	702-2360		720-2001
Grand Touring 500 L/C	2001			x			MOLY	1K		
Grand Touring 500 Sport	2002-03	420.8894.46		65.8		0.020"	702-1362	702-2362		
Legend 500 Sport	2002-03						MOLY			
MX Z 500	2000-01								720-5014	
MX Z 500 RER Sport	2002									
MX Z 500 Sport/Trail	2002-03									
SKI-DOO™										
EXPEDITION 550F	2005-06	420.8890.50	2	75.86	552	STD	702-1250	N/A	N/A	720-2033
EXPEDITION SPORT 550F	2007-08			x			MOLY			
EXPEDITION SPORT 550F	2011-20	420.8890.51		61		0.010"	702-1251	N/A		
FREESTYLE BACK COUNTRY 550F	2007-09						MOLY			
FREESTYLE PARK 550F	2007-08	420.8890.52				0.020"	702-1252	—		
FREESTYLE SESSION 550F	2007						MOLY			
GRAND TOURING 550F	2003					0.040"	702-1254			
GRAND TOURING SPORT 550F	2010-15						MOLY			
GSX 550F/SPORT 550F	2005-10									
GTX 550F	2005-09									
LEGEND 550F	2003-04									
MX Z SPORT 550F	2011-14									
MX Z 550F / X	2003-09									
MX Z TNT 550F	2010-12									
RENEGADE SPORT 550F	2010-14									
SKANDIC 550F	2004									
SKANDIC 550F SUV	2004-10									
SKANDIC 550F SWT/WT	2004-20									
SUMMIT 550F	2003-09									
TUNDRA 550F ALL	2009-20									

NEW

HELMETS

HELMET ACCESSORIES

APPAREL

ACCESSORIES

TRACKS & SUSPENSION

STEERING

TRANS MISSION

PLOW & WINCH

WIND SHIELDS

BRAKES & CARB.

ENGINE PARTS

ELECTRICAL

TRAILER

CHEMICALS

TECH & TOOLS

P.O.P



Piston

Repl. Ring Set, Repl. Circlips, Repl. Needle Bearings

Model	Year	OEM No.	No. of Cyl.	Std. Bore x Stroke (mm)	Displ. CC	Bore Size (mm)	Piston Part No.	Repl. Ring Set	Repl. Circlips	Repl. Needle Bearings
Ski-Doo™										
SKI-DOO™										
Formula Mach 1, XTC	1989-92	420.8880.80	2	76 x 64	580	Std.	702-1260	702-2260		720-2003
Formula Plus, E, XTC, X	1992-93						MOLY	1L		
Formula Plus EFI	1993-94			76 x 68	617				720-5014	
GRAND TOURING 583	1993-99									
Formula STX 583	1994-96	420.8880.81				0.020"	702-1262	702-2262		
Formula Z 583	1994-96						MOLY	1L		
Formula Deluxe 583	1989-99	N/A				0.040"	702-1264			
SUMMIT 583	1994-98						MOLY			
MXZ 583	1996-99									
MACH 1 RAVE	1991-92									
SKI-DOO™										
FORMULA DLX 600	1999-01	420.8891.70	2	76	597	Std.	702-1600	702-2600		720-2026
FORMULA DLX 600 GS/GSE	2001	420.8891.73		x			MOLY	1K		
FORMULA Z 600	1999-00	420.8891.71		65.8		0.010"	702-1601	702-2601	720-5008	
GRAND TOURING 600	1999-03	420.8891.74					MOLY	1K		
GRAND TOURING 600 GS	2002	N/A				0.020"	702-1602	702-2602		
GRAND TOURING 600 SE	2002-03						MOLY	1K		
GRAND TOURING 600 SPORT	2002, 10-15									
GSX LTD 600 HO SDI	2007									
GSX SPORT 500 SS	2005-10									
GTX SPORT 500 SS	2006-09									
LEGEND 600 GS	2002-03									
LEGEND 600 SE	2002									
LEGEND 600 SPORT	2002-03									
MX Z 600	1999-01									
MX Z 600 ADRENALINE	2001-02									
MX Z 600 RENEGADE	2000									
MX Z 600 RER SPORT	2002									
MX Z 600 SPORT	2002									
MX Z 600 SPORT	2010-20									
MX Z 600 TRAIL	2001, 03-04									
MX Z ADRENALINE / TRAIL (500 SS)	2005-07									
MX Z TNT 600	2010-12									
MX Z TRAIL 500 SS	2004-09									
MX ZX 600	2001-02									
RENEGADE 600 SPORT	2015-20									
SCANDIC 600 SUV	2003-07									
SKANDIC 600 WT	2001-10									
SPORT	2002									
SUMMIT 600	1999-01									
SUMMIT 600 SPORT	2002									
SUMMIT 600 SPORT	2010-20									
SUMMIT EVEREST 500SS	2009									
SKI-DOO™										
MX 600 H.O REV / X	2003	420.8891.81	2	72	594	Std.	702-1610	702-2610	720-5008	720-2026
SUMMIT 600 HO (all)	2003-06	420.8891.87		x			MOLY	1K		
MXZ 600 Adrenaline	2003-04			73						
MXZ 600 HO Renegade	2003-06									
MXZ 600 HO/ SDI Renegade X	2005-06									
MXZX 600 HO	2004-06									
600 HO ALL	2003-14									
600 HO ETEC ALL	2009-18									
MXZ 600 Trail	2005									
GSX 600 HO SDI	2004-06									
GSX LTD 600 HO SDI	2007									
GTX 600 HO SDI	2005-06									
GTX LTD 600 HO SDI	2007									
Legend 600 HO SDI	2004									
EXPEDITION TUV 600 HO SDI	2007									
EXPEDITION 600 HO SDI	2005-06									
• Nikasil Bore										

TERMS & INDEX

NEW

HELMETS

HELMET ACCESSORIES

APPAREL

ACCESSORIES

TRACKS & SUSPENSION

STEERING

TRANS MISSION

PLOW & WINCH

WIND SHIELDS

BRAKES & CARB.

ENGINE PARTS

ELECTRICAL

TRAILER

CHEMICALS

TECH & TOOLS

P.O.P

SNOWMOBILE PISTONS

CODE = B

KEYWORD = 22

CODE = B

KEYWORD = 16



Piston

Repl. Ring Set, Repl. Circlips, Repl. Needle Bearings

Model	Year	OEM No.	No. of Cyl.	Std. Bore x Stroke (mm)	Displ. CC	Bore Size (mm)	Piston Part No.	Repl. Ring Set	Repl. Circlips	Repl. Needle Bearings
Ski-Doo™										
SKI-DOO™										
MX 600 H.O REV / X	2003	420.8891.81	2	72	594	Std.	702-1620	702-2620	720-5008	720-2026
SUMMIT 600 HO (all)	2003-06	420.8891.87		x			MOLY	2K		
MXZ 600 Adrenaline	2003-04			73						
MXZ 600 HO Renegade	2003-06	420.8923.88								
MXZ 600 HO/ SDI Renegade X	2005-06									
MXZX 600 HO	2004-06									
600 HO ALL	2003-14									
600 HO ETEC ALL	2009-18									
MXZ 600 Trail	2005									
GSX 600 HO SDI	2004-06									
GSX LTD 600 HO SDI	2007									
GTX 600 HO SDI	2005-06									
GTX LTD 600 HO SDI	2007									
Grand Touring 600	2003									
LEGEND 600	2003									
Legend 600 HO SDI	2004									
EXPEDITION TUV 600 HO SDI	2007									
EXPEDITION 600 HO SDI	2005-06									
• Nikasil Bore										
SKI-DOO™										
MXZ X-RS XP/XS 600 Carb. Race Sled	2013-17	420-8933-03	2	72	600		702-1630			
SKI-DOO™										
BACKCOUNTRY 600R ETEC	2019-20	420-8938-92		72.3			702-1860			
EXPEDITION LE/SE 600R ETEC	2020-21									
GRAND TOURING 600R ETEC	2019-20									
MXZ 600 RS	2018-21									
MXZ X 600R ETEC	2018-21									
SKANDIC WT	2021									
RENEGADE 600R ETEC ADRENALINE/	2019-20									
ENDURO/X										
TUNDRA	2021									
SUMMIT 600R ETEC	2019-20									
SKI-DOO™										
Formula III 600	1995-99	420.8874.37	3	64.5	600	Std.	702-1300	N/A		720-2001
FORMULA III 600 LT	1996-99			x						
• Nikasil Bore				61						
SKI-DOO™										
Alpine 640	1969-82	420.9856.37	2	76	635.1	Std. Left	702-1180	702-2180		720-2003
Nordic 640	1970-74			x				1L / 1R		
TNT 640	1971-72	420.9944.65		70		Std. Right	702-1190	—		
Valmont 640	1971-72							2R		
		N/A				0.010" L	—			
		N/A				0.010" R	702-1191			
		N/A				0.020" L	702-1182	1L / 1R	702-2182	
		N/A				0.020" R	702-1192			
		N/A				0.040" L	—			
		N/A				0.040" R	—	—		
SKI-DOO™ (Rotax Engine)										
Formula Mach I X,	1993	420.8876.12	2	78	669	Std.	702-1500	702-2500		720-2024
Formula Mach I	1993-96			x			MOLY	1L / 1R		(93-96)
Formula Grand Touring SE	1994-96	N/A		70		0.020"	702-1502	702-2502		
Formula SS 670	1995-96						MOLY			
Summit 670	1995-96	N/A				0.040"	702-1504	702-2504		
MX Z 670	1996-98						MOLY			
Formula Z 670	1998-99									
SKI-DOO™ (FLAT TOP)										
MXZ 670 HO	1999	420.8876.17	2	78	669	Std.	702-1520	—	720-5003	720-2024
Summit X	1998-99			x		0.020"	702-1522			
				70		0.040"	702-1524	MOLY		



Model	Year	Piston			Repl. Ring Set, Repl. Circlips, Repl. Needle Bearings									
		OEM No.	No. of Cyl.	Std. Bore x Stroke (mm)	Displ. CC	Bore Size (mm)	Piston Part No.	Repl. Ring Set	Repl. Circlips	Repl. Needle Bearings				
Ski-Doo™														
SKI-DOO™														
Formula III 700 / 700R	1998-00	420.8875.22	3	69.8	699	Std.	702-1410 MOLY	702-2410 1K / 1R	720-5014	720-2001				
Grand Touring 700	1997-00			x										
Grand Touring SE	1997-98			61										
Mach I 700	1997-00													
• Nikasil Bore														
SKI-DOO™														
FORMULA 700 DELUXE	2000-02	420.8882.98	2	78	700	Std.	702-1700 MOLY	702-2700 1K	720-5008	720-2026				
FORMULA Z 700	2000			x										
GRAND TOURING 700	2001-03			73										
LEGEND 700 (ALL)	2002-04													
MX Z 700 (ALL)	2000-03													
SUMMIT 700 (ALL)	2000-03													
• Nikasil Bore														
SKI-DOO™														
Mach Z 780	1993-96	420.8875.50	3	69.5	779	Std.	702-1350 MOLY	702-2350 1L / 1R	720-5014	720-2003				
Mach ZLT	1996	N/A		x		0.020"					702-1352 MOLY	702-2352		
		N/A		68		0.040"					702-1354 MOLY	702-2354		
SKI-DOO™														
GRAND TOURING SE 800	2002-03	420.8894.51	2	82	800	Std.	702-1800 MOLY	702-2800 1K	720-5008	720-2026				
MX Z RENEGADE, X 800 HO SDI	2007	420.8894.56		x										
MXZ 800 HO ADRENALINE	2005-06			75.7										
GTX 800 HO	2005-06													
GSX LIMITED	2004-07													
GSX 800 HO	2005-06													
GTX LIMITED	2006-07													
LEGEND GT SE	2004													
LEGEND SE 800	2002-04													
MXZ 800 (ALL OPTIONS)	2001-06													
MXZ ADRENALINE 800	2001, 03-07													
MXZ RENEGADE	2003-06													
MXZ RENEGADE X	2005-06													
MXZ 800 X	2001, 03-06													
MX Z BLIZZARD 800HO	2007													
REV 800, RER	2003													
SUMMIT X 144/151/159	2005-06													
SUMMIT 800 ALL (ALSO FITS HO MOTORS)	2001-02													
SUMMIT ADRENALINE	2003-06													
SUMMIT ADRENALINE 144, 151	2005-07													
SUMMIT HIGHMARK 151	2002-04													
SUMMIT HIGHMARK X / XTREME	2002-04													
SUMMIT SPORT	2004													
SUMMIT X 800	2001-07													
• Nikasil Bore														

TERMS & INDEX

NEW

HELMETS

HELMET ACCESSORIES

APPAREL

ACCESSORIES

TRACKS & SUSPENSION

STEERING

TRANS MISSION

PLOW & WINCH

WIND SHIELDS

BRAKES & CARB.

ENGINE PARTS

ELECTRICAL

TRAILER

CHEMICALS

TECH & TOOLS

P.O.P

SNOWMOBILE PISTONS

CODE = B

KEYWORD = 22

CODE = B

KEYWORD = 16



TERMS & INDEX
NEW
HELMETS
HELMET ACCESSORIES
APPAREL
ACCESSORIES
TRACKS & SUSPENSION
STEERING
TRANS MISSION
PLOW & WINCH
WIND SHIELDS
BRAKES & CARB.
ENGINE PARTS
ELECTRICAL
TRAILER
CHEMICALS
TECH & TOOLS
P.O.P

Model	Year	Piston			Repl. Ring Set, Repl. Circlips, Repl. Needle Bearings					
		OEM No.	No. of Cyl.	Std. Bore x Stroke (mm)	Displ. CC	Bore Size (mm)	Piston Part No.	Repl. Ring Set	Repl. Circlips	Repl. Needle Bearings
Ski-Doo™										
GRAND TOURING SE 800	2002-03	420.8894.51	2	82	800	Std.	702-1820	702-2820	720-5008	720-2026
MX Z RENEGADE, X 800 HO SDI	2007	420.8894.56		x		Dual Ring	MOLY	2K		
MXZ 800 HO ADRENALINE	2005-06			75.7						
GTX 800 HO	2005-06									
GSX LIMITED	2004-07									
GSX 800 HO	2005-06									
GTX LIMITED	2006-07									
LEGEND GT SE	2004									
LEGEND SE 800	2002-04									
MXZ 800 (ALL OPTIONS)	2001-06									
MXZ ADRENALINE 800	2001, 03-07									
MXZ RENEGADE	2003-06									
MXZ RENEGADE X	2005-06									
MXZ 800 X	2001, 03-06									
MX Z BLIZZARD 800HO	2007									
REV 800, RER	2003									
SUMMIT X 144/151/159	2005-06									
SUMMIT 800 ALL (ALSO FITS HO MOTORS)	2001-02									
SUMMIT ADRENALINE	2003-06									
SUMMIT ADRENALINE 144, 151	2005-07									
SUMMIT HIGHMARK 151	2002-04									
SUMMIT HIGHMARK X / XTREME	2002-04									
SUMMIT SPORT	2004									
SUMMIT X 800	2001-07									
• Nikasil Bore										
EXPEDITION TUV V-800	2007-09	420.296.770	2	91		Std.	70-21000	70-22000		
EXPEDITION SPORT V-800	2007-08	420.296.775		x		0.020"	70-21002	70-22002		
LEGEND TOURING	2009					0.040"	70-21004	70-22004		
LEGEND TOURING V-800	2007					0.060"	70-21006	70-22006		
LEGEND TRAIL V-800	2007									
SKANDIC SWT V-800	2007-12									
SKANDIC TUNDRA V-800	2007-09									
SKI-DOO™										
GSX LTD 800R	2008	420890721	2	82		Std	702-1810	702-2810	720-5008	720-2028
MX Z ADRENALINE 800R	2008-10	420890722		X						
MX Z RENEGADE/RENEGADE X 800R	2008-09	415129787		75.7						
MX Z TNT 800R ETEC	2011	420890729								
MX Z X 800R PTEK	2008-10	420893430								
MX Z X 800R ETEC	2011									
MX Z X-RS 800R PTEK	2010									
MX Z X-RS 800R ETEC	2010-11									
RENEGADE ADRENALINE 800R ETEC	2010-11									
RENEGADE BACKCOUNTRY 800R PTEK	2010									
RENEGADE BACKCOUNTRY/ X 800R ETEC	2011									
RENEGADE X 800R ETEC	2010-11									
RENEGADE X 800R PTEK	2010									
SUMMIT 50TH ANNIVERSARY	2009									
SUMMIT EVEREST 800R PTEK	2008-10									
SUMMIT EVEREST 800R E-TEC	2011									
SUMMIT FREERIDE 800R E-TEC	2011									
SUMMIT HILLCLIMB	2009-10									
SUMMIT X 800R PTEK	2008-10									
SUMMIT X 800R E-TEC	2011									



TERMS & INDEX
NEW
HELMETS
HELMET ACCESSORIES
APPAREL
ACCESSORIES
TRACKS & SUSPENSION
STEERING
TRANS MISSION
PLOW & WINCH
WIND SHIELDS
BRAKES & CARB.
ENGINE PARTS
ELECTRICAL
TRAILER
CHEMICALS
TECH & TOOLS
P.O.P

Model	Year	Piston			Repl. Ring Set, Repl. Circlips, Repl. Needle Bearings					
		OEM No.	No. of Cyl.	Std. Bore x Stroke (mm)	Displ. CC	Bore Size (mm)	Piston Part No.	Repl. Ring Set	Repl. Circlips	Repl. Needle Bearings
Ski-Doo™										
SKI-DOO™										
GSX LTD 800R	2008	420.8907.21	2	82	800	Std.	702-1830 MOLY	702-2830 2K	720-5008	720-2028
MX Z ADRENALINE 800R	2008-10			x						
MX Z RENEGADE/RENEGADE X 800R	2008-09	420.8320.30		75.7						*see note
MX Z TNT 800R ETEC	2011									
MX Z X 800R PTEK	2008-10									
MX Z X 800R ETEC	2011									
MX Z X-RS 800R PTEK	2010									
MX Z X-RS 800R ETEC	2010-11									
RENEGADE ADRENALINE 800R ETEC	2010-11									
RENEGADE BACKCOUNTRY 800R PTEK	2010									
RENEGADE BACKCOUNTRY/ X 800R ETEC	2011									
RENEGADE X 800R ETEC	2010-11									
RENEGADE X 800R PTEK	2010									
SUMMIT 50TH ANNIVERSARY	2009									
SUMMIT EVEREST 800R PTEK	2008-10									
SUMMIT EVEREST 800R E-TEC	2011									
SUMMIT FREERIDE 800R E-TEC	2011									
SUMMIT HILLCLIMB	2009-10									
SUMMIT X 800R PTEK	2008-10									
SUMMIT X 800R E-TEC	2011									
SKI-DOO™										
FREERIDE 850 ETEC	2018			82		Std.	702-1850			
MXZ X 850ETEC	2017-21									
MXZ TNT 850ETEC	2017-21									
RENEGADE ADRENALINE 850 ETEC	2017-21									
RENEGADE X 850 ETEC	2017-21									
SUMMIT SP 850 ETEC	2017-21									
SUMMIT X 850 ETEC	2017-21									
EXPEDITION 800 E-TEC	2016-18	420893314	2	82	800	Std.	702-1840	N/A	720-5008	720-2028
EXPEDITION 800 ETEC- LE-SE-XTREME 2-STROKE	2016	420893436		x						
FREERIDE 137, 146, 154, 800R E-TEC	2012-17			75.7						
GSX SE 800R E-TEC	2012-15									
MXZ 800R E-TEC (ALL)	2012-17									
MXZ IRON DOG 800R E-TEC	2015									
MXZ TNT 800RETEC	2012-16									
RENEGADE 800R E-TEC (ALL)	2012-18									
MXZ X 800RE	2012-16									
MXZ XRS 800RE	2012-16									
RENEGADE ADRENALINE 800RE XP	2012-16									
SUMMIT 800R E-TEC (ALL)	2012-17									
• Nikasil Bore										
Formula II 800	1999-00	420.8876.46	3	70.5	809	Std.	702-1400 MOLY	702-2400 2K	CW18	720-2003
Grand Touring 800 SE	1999-01			x						
Mach Z 800	1997-02			68						
Mach Z LT	1997-98									
Mach Z 800 Tech Plus	2001-03									
• Nikasil Bore										
MACH Z ADRENALINE	2005-08	420.889.231	2	88	997	Std.	702-1420 MOLY	702-2420	720-5007	720-2034
MACH Z 1000 SDI ADRENALINE & X	2007	420.889.232		x						
MACH Z LT	2008	420.889.233		82						
MX Z 1000 SDI RENEGADE, RT & X	2007									
SUMMIT 1000 HIGHMARK SDI 151, 162	2005-08									
SUMMIT HIGHMARK X, SDI, 151, 162	2005-08									

NEW DUAL RING DESIGN

SNOWMOBILE PISTONS

CODE = B

KEYWORD = 22

CODE = B

KEYWORD = 16



Piston

Repl. Ring Set, Repl. Circlips, Repl. Needle Bearings

Model	Year	OEM No.	No. of Cyl.	Std. Bore x Stroke (mm)	Displ. CC	Bore Size (mm)	Piston Part No.	Repl. Ring Set	Repl. Circlips	Repl. Needle Bearings
Yamaha™										
BR 250	1982-94	8R4-11631-00-00	1	70	246	Std.	703-1000			720-2003
BR 250T, TS	1985-04			x				2K		
BR250 TS	1984-97	8R4-11635-00-00 8R4-11636-00-00		64		0.010" 0.020"	703-1001 —	703-2002		
ET 250	1977-81	8G5-11631-01-96	1	72.96	246	Std.	703-1010	703-2010	2K	720-2003
		8G5-11635-01-00		x		0.010"	703-1011			
		8G5-11636-01-00		59		0.020"	703-1012	—		
		8G5-11637-01-00				0.030"	703-1013	—		
SL292	1971-72	8G5-11638-01-00 812-11631-00-96	1	72	292	Std.	703-1014 —	— —	2K	720-2003
				x						
				70						
GP292	1972-73	864-11631-00-96	1	73	292	Std.	—			720-2003
SM292	1973-74	839-11631-00-96		x						
				70						
ET 300	1980-84	8K0-11631-00-96	2	56	294	Std.	703-1100	703-2100		720-2011
				x				1K / 1R		
				59.6						
EC 340 1982-88	1982-88	8G8-11631-01-96	2	60	337	Std.	703-1020	703-2020	720-5000	720-2020
ET 340 1978-1987	1978-87			x			MOLY	2K		
		8G8-11635-00-00		59.6		0.010"	703-1021	703-2021		
		8G8-11636-00-00				0.020"	MOLY 703-1022	703-2022		
		N/A				0.030" 0.040"	MOLY 703-1023 703-1024	—		
CS 340 OVATION	1989-00	85L-11631-00-96	2	60	337	Std.	703-1020	703-2020	720-5000	720-2020
				x			MOLY	2K		
		85L-11635-00-00		59.6		0.010"	703-1021	703-2021		
		85L-11636-00-00				0.020"	MOLY 703-1022	703-2022		
		N/A				0.030"	MOLY 703-1023			
GP 338	1973	846-11631-00-96	2	60	338	Std.	703-1030	—		720-2003
SL 338	1974			x						
				59.6		0.010"	703-1031	—		
EX 340	1976-78		2	60	338	Std.	N/A	—		720-2003
STX 340	1976-77			x				1L		
				59.6		0.010"		703-2042		
GPX338 F/A	1974-75	888-11631-00-96	2	60	338	Std.	703-1150	703-2150		720-2003
				x				1K		
				59.6						
ET400	1989-91	89X-11631-00-94	2	66	408	Std.	703-1050	703-2050		
ET410 TR	1992-01	85T-11631-00-96 85T-11635-00-00		x		0.010"	MOLY 703-1051			
		85T-11636-00-00		59.6		0.020"	MOLY 703-1052			
NOTE ET 410 NIKISIL							MOLY			
GP, TL 433	1975	8A5-11631-01-96	2	68	433	Std.	703-1060	—		720-2003
EX440	1976-81			x						
GP440	1976-78	8G6-11635-00-00		59.6		0.010"	703-1061	—		
PR440	1976-77									
STX440	1976-77	8G6-11636-00-00				0.020"	703-1062	—		
SR433, GPX 433	1971-75	889-11631-00-96	2	68	433	Std.	703-1130			720-2003
				x						
		889-11636-00-00		59.6		0.020"				
SS440 1980-84	1980-84	8K4-11631-01-96	2	66	437	Std.	703-1070	703-2070		720-2003
				x				2K		
		8K4-11636-01-00		64		0.010"	703-1071	703-2071		
		8K4-11636-01-00				0.020"	703-1072	—		



Model	Year	Piston			Repl. Ring Set, Repl. Circlips, Repl. Needle Bearings					
		OEM No.	No. of Cyl.	Std. Bore x Stroke (mm)	Displ. CC	Bore Size (mm)	Piston Part No.	Repl. Ring Set	Repl. Circlips	Repl. Needle Bearings
Yamaha™										
PZ 480, E, SS, II	1984-98	8V0-11631-00-96	2	72	485	Std.	703-1120	703-2120		720-2003
PZ 480 ST	1991-95			x			MOLY	2K		
PZ 480 MOUNTAIN LITE	1996-99	8V0-11635-00-00		56			703-1121	703-2121		
PZ 500 / DLX	1999-01						MOLY		—	
PZ 500 MOUNTAIN LITE	2000-01	8V0-11636-00-00					703-1122			
VT 480 VENTURE GT	1992-93						MOLY			
VT 480 VENTURE XL	1991-97						703-1124			
VT 480 VENTURE TR	1996-98						MOLY			
VT 480 TF 1993-01	1993-01									
VT500 VENTURE XL FAN	1999									
VX 500 VMAX DX/ST/LE/XT	1994-96	8AB-11631-00-00	2	68	493	Std.	703-1230	703-2230		720-2019
VX 500 VMAX XT / XTC / XTR	1997-98	8CJ-11631-00-00		x			MOLY	1K		
VT500 LC VENTURE	1997-01			68						
VX 500 SX / SXR	1999-01									
• Nikasil Bore										
EC540	1979-84	8R6-11631-00-95	2	73	535	Std.	703-1080	—	720-5004	720-2019
SR540	1980-91			x			MOLY			
XL540	1985-90	8R6-11635-00-00		64			703-1081			
VK540 I,II,III	1988-04						MOLY			
		8R6-11636-00-00					703-1082			
							MOLY			
VMX 540	1983-91	8U9-11631-01-94	2	73	535	Std.	703-1160	—		720-2019
				x				2K		
				64						
• Chrome Bore										
Exciter 570	1987-90	82M-11631-02-92	2	73	569	Std.	703-1170	703-2170		720-2019
EXCITER 570 DLX	1989-90			x				2K		
		82M-11635-00-00		68			703-1171			
• Iron Bore		82M-11636-00-00					703-1172	703-2172		
Exciter II 570 1991-92	1991-93	88R-11631-00-92	2	73	569	Std.	703-1170	703-2170		720-2019
				x				2K		
				68						
• Nikasil Bore										
MOUNTAIN MAX 600	1998-99	8CR-11631-10-00	2	74.8	598	Std.	703-1210	703-2210	720-5003	720-2019
VENTURE 600	1997-98			x			MOLY	2K		
V-Max 600, LE, DX, ST	1994-96			68						
V-Max 600 XT-XTC	1997-99									
• Nikasil Bore										
Mountain Max 600	2000-02	8DG-11631-00-A0	3	65	693	Std.	703-1260	N/A		N/A
SXR 600	2000-02			x			MOLY			
Venture 600	1999-04			59						
V-Max 600 Deluxe, SX	1999-02									
V-Max 600 ER	2002-03									
SX Venom, ER	2004-06									
• Nikasil Bore										
Mountain Max 700	1997-03	8CH-11631-00-A0	3	70.5	698	Std.	703-1240	703-2240	720-5004	720-2031
V-Max 700 SX, XT, XTC DLX	1997-00			x			MOLY	2K		
SX R 700	2000-02			59.6						
Venture 700	1998-03									
• Nikasil Bore										
Mountain SRX 700	1998-99	8DN-11631-10-A0	3	69	696	Std.	703-1250	703-2250	720-5004	720-2031
SRX 700 S	2000-02	8EK-11631-00-00		x			MOLY	2K		
SX 700 Viper, ER	2002-03			62						
SX 700 Viper Mountain	2003									
Venture 700	2004									
• Nikasil Bore										

TERMS & INDEX
NEW
HELMETS
HELMET ACCESSORIES
APPAREL
ACCESSORIES
TRACKS & SUSPENSION
STEERING
TRANS MISSION
PLOW & WINCH
WIND SHIELDS
BRAKES & CARB.
ENGINE PARTS
ELECTRICAL
TRAILER
CHEMICALS
TECH & TOOLS
P.O.P



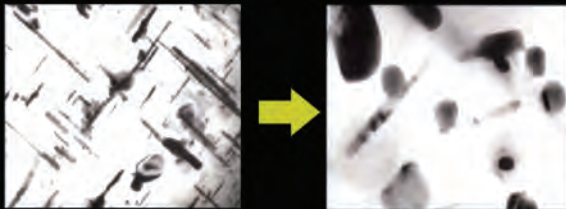
SPX

QUANTUM SERIES PISTONS


HIGH PERFORMANCE
SNOWMOBILE PISTONS

We are proud to bring you the next step in the evolution of performance powersports pistons. Our newest line is made from a space-age aluminum alloy which maintains its high tensile strength up to 700°F (380°C), 50% higher than a conventional cast piston. This high temperature resistance significantly improves fatigue strength and impact toughness, which means we will keep you riding longer and harder than the competition.

CONVENTIONAL CAST PISTONS



QUANTUM SERIES CAST PISTONS



The images above show two cast aluminum pistons that have been magnified to 1,000 nanometers. They were both soaked for 100 hours at 600°F (316°C) to simulate operating conditions.

It is easy to see that the conventional aluminum alloy's particles coarsen significantly, this weakening of the material's bonds will lead to a sharp drop in piston strength. While the particles of our new aluminum alloy have only coarsened slightly, showing that they are still able to maintain a higher strength for longer periods.

This new alloy, combined with our already existing techniques of anodizing the crowns, machine smoothed heads and MOS2 coated skirts for smoother startups and break-ins, meets the demands for today's high performance engines.

DISTRIBUTED EXCLUSIVELY BY



www.gammapowersports.com



CODE = B

KEYWORD = 22

CODE = B

KEYWORD = 16

Piston

Repl. Ring Set, Repl. Circlips, Repl. Needle Bearings

SPX is proud to present the QUANTUM SERIES PISTON. The evolutionary piston is made from a space-age aluminum alloy which maintains it's high tensile strength up to 700°F (300°C). This is 50% higher than a conventional cast piston. This high resistance to temperatures significantly improves fatigue, strength and impact toughness. The aluminum alloy combined with the existing anodized crown, machine smoothed heads and MOS2 coated skirts meets the demand for today's high performance engines.

Model	Year	OEM No.	No. of Cyl.	Std. Bore x Stroke (mm)	Displ. CC	Bore Size (mm)	Piston Part No.	Repl. Ring Set	Repl. Circlips	Repl. Needle Bearings								
Arctic Cat™																		
FIRE CAT 700 EFI	2003-06	3006-499	2	79.7	698	Std.	701-4620 QUANTUM	TBA	CW22 720-5006	720-2030								
FIRE CAT 700 EFI EXT	2004-06			x														
FIRE CAT 700 EFI SNO PRO	2003-06			70														
FIRE CAT 700	2004-06																	
FIRE CAT 700 SNO PRO	2004-06																	
CROSS FIRE 700 EFI	2006																	
Sabercat 700 EFI LX, EXT	2004-06																	
M7 EFI (all)	2005-07																	
• Nikasil Bore																		
CF 800 EFI	2007-09	3007-528	2	85	794	Std.	701-4650 QUANTUM	TBA	CW22 720-5006	720-2030								
CF 800 EFI SNO PRO	2008-09			x														
CF 800 EFI SNO PRO LE	2009			70														
CF 800R EFI & 800R LE	2009																	
F8 EFI / LXR	2007-09																	
F8 EFI SNO PRO	2007-08																	
F8 EFI	2009																	
F8 EFI LXR LE	2009																	
M8 EFI 141/153/162/ SNO PRO	2007																	
M8 EFI / EFI SNO PRO	2008																	
• Nikasil Bore																		
BRP™ / Ski-Doo™																		
MX 600 H.O REV / X	2003			420.8891.81							2	72	594	Std.	702-4610 QUANTUM	TBA	720-5008	720-2026
SUMMIT 600 HO (all)	2003-06											x						
MXZ 600 Adrenaline	2003-04											73						
MXZ 600 HO Renegade	2003-06																	
MXZ 600 HO/ SDI Renegade X	2005-06																	
MXZX 600 HO	2004-06																	
MXZ 600 Trail	2005																	
GSX 600 HO SDI	2004-06																	
GSX LTD 600 HO SDI	2007																	
GTX 600 HO SDI	2005-06																	
GTX LTD 600 HO SDI	2007																	
Grand Touring 600	2003																	
LEGEND 600	2003																	
Legend 600 HO SDI	2004																	
EXPEDITION TUV 600 HO SDI	2007																	
EXPEDITION 600 HO SDI	2005-06																	
• Nikasil Bore																		
GRAND TOURING SE 800	2002-03	420.8894.51	2		82	800	Std.	702-4800 QUANTUM	TBA	720-5008		720-2026						
MX Z RENEGADE, X 800 HO SDI	2007				x													
MXZ 800 HO ADRENALINE	2005-06				75.7													
GTX 800 HO	2005-06																	
GSX LIMITED	2004-07																	
GSX 800 HO	2005-06																	
GTX LIMITED	2006-07																	
LEGEND GT SE	2004																	
LEGEND SE 800	2002-04																	
MXZ 800 (ALL OPTIONS)	2001-06																	
MXZ ADRENALINE 800	2001, 03-07																	
MXZ RENEGADE	2003-06																	
MXZ RENEGADE X	2005-06																	
MXZ 800 X	2001, 03-06																	
MX Z BLIZZARD 800HO	2007																	
REV 800, RER	2003																	
SUMMIT X 144/151/159	2005-06																	
SUMMIT 800 ALL (ALSO FITS HO MOTORS)	2001-02																	
SUMMIT ADRENALINE	2003-06																	
SUMMIT ADRENALINE 144, 151	2005-07																	
SUMMIT HIGHMARK 151	2002-04																	
SUMMIT HIGHMARK X / XTREME	2002-04																	
SUMMIT SPORT	2004																	
SUMMIT X 800	2001-07																	
• Nikasil Bore																		

TERMS & INDEX
NEW
HELMETS
HELMET ACCESSORIES
APPAREL
ACCESSORIES
TRACKS & SUSPENSION
STEERING
TRANS MISSION
PLOW & WINCH
WIND SHIELDS
BRAKES & CARB.
ENGINE PARTS
ELECTRICAL
TRAILER
CHEMICALS
TECH & TOOLS
P.O.P

CODE = B

KEYWORD = 22

CODE = B

KEYWORD = 16



Piston

Repl. Ring Set, Repl. Circlips, Repl. Needle Bearings

SPX is proud to present the QUANTUM SERIES PISTON. The evolutionary piston is made from a space-age aluminum alloy which maintains it's high tensile strength up to 700°F (300°C). This is 50% higher than a conventional cast piston. This high resistance to temperatures significantly improves fatigue, strength and impact toughness. The aluminum alloy combined with the existing anodized crown, machine smoothed heads and MOS2 coated skirts meets the demand for today's high performance engines.

Model	Year	OEM No.	No. of Cyl.	Std. Bore x Stroke (mm)	Displ. CC	Bore Size (mm)	Piston Part No.	Repl. Ring Set	Repl. Circlips	Repl. Needle Bearings				
BRP™ / Ski-Doo™														
GSX LTD 800R	2008	420.8907.21	2	82	800	Std.	702-4810 QUANTUM	702-2810	720-5008	720-2028				
MX Z ADRENALINE 800R	2008-10			x										
MX Z RENEGADE/RENEGADE X 800R	2008-09	420.8320.30		75.7										
MX Z TNT 800R ETEC	2011													
MX Z X 800R PTEK	2008-10													
MX Z X 800R ETEC	2011													
MX Z X-RS 800R PTEK	2010													
MX Z X-RS 800R ETEC	2010-11													
RENEGADE ADRENALINE 800R ETEC	2010-11													
RENEGADE BACKCOUNTRY 800R PTEK	2010													
RENEGADE BACKCOUNTRY/ X 800R ETEC	2011													
RENEGADE X 800R ETEC	2010-11													
RENEGADE X 800R PTEK	2010													
SUMMIT 50TH ANNIVERSARY	2009													
SUMMIT EVEREST 800R PTEK	2008-10													
SUMMIT EVEREST 800R E-TEC	2011													
SUMMIT FREERIDE 800R E-TEC	2011													
SUMMIT HILLCLIMB	2009-10													
SUMMIT X 800R PTEK	2008-10													
SUMMIT X 800R E-TEC	2011													
*07 apps must use the 420832030 needle bearing because of clearance issues														
• Nikasil Bore														
EXPEDITION 800 ETEC - 2-STROKE	2016	420.8933.14	2	82	800	Std.	702-4840 QUANTUM	702-2810	720-5008	720-2028				
EXPEDITION 800 ETEC- LE-SE-XTREME	2016	420.8934.36		x										
2-STROKE				75.7										
FREERIDE 137, 146, 154, 800RE	2012-16													
GSX SE 800RE	2012-15													
MXZ IRON DOG 800R E-TEC	2015													
MXZ TNT 800RETEC	2012-16													
MXZ X 800RE	2012-16													
MXZ XRS 800RE	2012-16													
RENEGADE ADRENALINE 800RE XP	2012-16													
Polaris™														
600 PRO X	2001-04	2201559	2	77.25	600	Std.					704-4250 QUANTUM	TBA	720-5013	720-2031
600 PRO X2	2004	2202258		x										
600 XC SP VES	2000-02			64										
600 XC SP EDGE	2000-05													
600 RMK	2002--07													
600 Switchback	2004-07													
600 HO FUSION	2006-07													
600 CLASSIC	2002-06													
600 CLASSIC TOURING	2001-04													
600 EDGE TOURING	2005-06													
600 TOURING	2000													
Liberty Motor														
• Nikasil Bore														



QUANTUM SERIES PISTONS

HIGH PERFORMANCE
SNOWMOBILE PISTONS

CODE = B

KEYWORD = 22

CODE = B

KEYWORD = 16

Piston

Repl. Ring Set, Repl. Circlips, Repl. Needle Bearings

Model	Year	OEM No.	No. of Cyl.	Std. Bore x Stroke (mm)	Displ. CC	Bore Size (mm)	Piston Part No.	Repl. Ring Set	Repl. Circlips	Repl. Needle Bearings				
Polaris™														
600 HO IQ TOURING CLEAN FIRE	2007-08	2203899	2	77.25	600	Std.	704-4320 QUANTUM	TBA	720-5013	720-2026				
600 HO IQ / LX CLEAN FIRE	2007-08			x										
600 RMK 155	2008			64										
600 SWITCHBACK /DRAGON/ ALL OPT	2008													
600 IQ TOURING	2008-10	2204122												
600 IQ DRAGON	2008													
600 IQ LX	2008													
600 DRAGON SP / ES	2009													
600 SWITCH BACK / DRAGON	2009													
600 RMK SHIFT 144/155	2009													
600 IQ / ES	2009													
600 IQ SHIFT 136	2009-12													
600 IQ SHIFT CARB	2008-09	2203319												
600 IQ LXT	2011-13													
Liberty Motor														
• Nikasil Bore														
700 SKS	1997,99-03	2200896	2	81	700	Std.	704-4200 QUANTUM	TBA	720-5013	720-2031				
XC700 RMK	1997-05	2201358		x										
XC 700 SP / EDGE	1999-05	2202237		68										
XC 700	1997-99													
700 Pro X	2003-04													
700 Pro X2	2004													
700 Deluxe 45th Anniversary	2000													
700 CLASSIC	2001-04													
700 CLASSIC TOURING	2003-04													
700 SWITCHBACK	2004													
Liberty Motor														
• Nikasil Bore														
800 AXYS PRO RMK/LE	2017-18	2206374	2	85	795	Std.					704-4410 QUANTUM	TBA		
800 AXYS RMK ASSAULT	2017-18			x										
800 AXYS SKS	2017-18			70										
800 RUSH PRO-S	2017-18													
800 RUSH PRO-X /SC	2017-18													
800 RUSH XCR	2017-18													
800 SWITCHBACK ADVENTURE	2017-18													
800 SWITCHBACK PRO X/INTL	2017-18													
800 SWITCHBACK PRO-S	2017-18													
800 SWITCHBACK XCR	2018													
800 TITAN SP/ADVENTURE	2018													



CODE = B

KEYWORD = 22

CODE = B

KEYWORD = 16

Piston

Repl. Ring Set, Repl. Circlips, Repl. Needle Bearings

Model	Year	OEM No.	No. of Cyl.	Std. Bore x Stroke (mm)	Displ. CC	Bore Size (mm)	Piston Part No.	Repl. Ring Set	Repl. Circlips	Repl. Needle Bearings
Polaris™										
INDY 800 LE	2001	2201721	2	85	794	Std.	704-4240	TBA	CW22	720-2032
INDY 800 Snow Check Special	2001	2202337		x			QUANTUM		720-5012	
INDY 800 XC SP	2001-02			70						
INDY 800 XC SP EDGE/M-10	2003-05									
INDY 800 XC EDGE	2003									
800 RMK (ALL)	2000-05									
800 Switchback	2004-05									
800 Pro X	2003-04									
800 PRO X 2	2004									
800 PRO X R	2004									
800 SKS 2003	2003									
800 CLASSIC TOURING	2004									
800 EDGE TOURING	2004-05									
LIBERTY MOTOR										
• Nikasil Bore										
800 DRAGON RMK 155 SPEC BUILD	2008-10	2203605	2	85	795	Std.	*704-4340	TBA	TBA	720-2032
800 DRAGON RMK 155 / 163	2008-13	2203943		x			QUANTUM			
800 INDY SP/ES ALL OPTIONS	2014-15									
800 IQ	2008-10			70						
800 PRO RMK 155/163 ALL OPTIONS	2011-15						*704-4340			
800 ASSAULT RMK 146	2009						IS A			
800 DRAGON SP	2009-10						DUAL			
800 IQ / ES	2009-13						RING			
800 RMK (ALL)	2009-13						DESIGN			
800 RMK 155	2014-15									
800 RMK ASSAULT ALL OPTIONS	2014-15									
800 RUSH PRO R ALL OPTIONS	2011-14									
800 SWITCHBACK ADVENTURE	2014									
800 SWITCHBACK ASSAULT ALL OPTIONS	2014-15									
800 SWITCHBACK PRO R ALL OPTIONS	2014									
800 Switchback	2009-13									
800 SWITCHBACK/ES	2014									
LIBERTY MOTOR										
• Nikasil Bore										


NOTE: *704-4340 is a Dual Ring Design

SPACER PLATE KIT

KITS INCLUDE: BASE GASKET, ALUMINUM SPACER, EIGHT EXTRA LONG CYLINDER BOLTS, 2 DOWEL PINS ALIGNMENT PINS


USE THE ARCTIC CAT F-8 PISTON (701-1650) WITH THESE KITS.

THIS PISTON HAS LONGER SKIRTS TO MAKE UP FOR THAT ALUMINUM HEAD SPACER THAT IS INCLUDED WITH THE KITS.




Part No.	Code	Keyword
714-1000	B	16

Model	Year
Polaris™	
800CFI	2008-09



Part No.	Code	Keyword
714-1001	B	16

Model	Year
Polaris™	
800CFI	2010-12



Part No.	Code	Keyword
714-1002	B	16

Model	Year
Polaris™	
800CFI	2013-17

CRANK WEBS

ARCTIC CAT™

Part No.	Code	Keyword
721-2531	B	16

OEM# 3007-884/0905-061
Position: PTO Side



Model	Year
Arctic Cat™	
CF8 /LE/SNO PRO	2010-11
CFR8 /LE	2010-11
F 800 LXR/SNO PRO/LTD	2012-13
F 800 SNO PRO RR	2013
F 800 TUCKER HIBBERT	2013
F8 LXR/SNO PRO	2010-11
M 800 /HCR/SNO PRO/LTD	2012-13

Model	Year
Arctic Cat™	
M 8000 (ALL)	2014-21
M8 SNO PRO/HCR/LE	2010-11
NORSEMAN 8000	2019-21
RIOT 8000	2020
XF 800 (ALL)	2012-13
XF 8000 (ALL)	2014-19
ZR 8000 (ALL)	2014-19



POLARIS™

Part No.	Code	Keyword
724-2520	B	16

Position: PTO Side
Hardness: HRC 60-64
Pin Dimension: 27mm
OEM# of Complete Crankshaft 2201842



Model	Year
Polaris™	
POLARIS 800, 2 CYL. L/C	2000-05

POLARIS™

Part No.	Code	Keyword
724-2521	B	16

Position: PTO Side
Hardness: HRC 60-64
Pin Dimension: 28mm
OEM# of Complete Crankshaft 1201803 / 2201360 / 2201848



Model	Year
Polaris™	
POLARIS™ 700, 2 CYL. L/C	1999-05

POLARIS™

Part No.	Code	Keyword
724-2524	B	16

Includes Rod Kit & Web
Position: MAG Side
Pin Dimension: 29mm
OEM# 2203584 / 2204622 / 2205687



Model	Year
Polaris™	
600 IQ RACER	2008-17
800 ASSAULT RMK 146	2009-10
800 DRAGON ALL	2008-10
800 INDY SP	2014-16
800 IQ ALL	2008-10
800 PRO RMK 155/163 ALL	2011-15
800 RMK 144/155/163 ALL	2009-15
800 RMK ASSAULT 155 ALL	2011-15
800 RUSH PRO-R ALL	2011-14
800 RUSH/ES	2011-13
800 SWITCHBACK ADVENTURE	2014
800 SWITCHBACK ASSAULT ALL	2012-16
800 SWITCHBACK PRO R ALL	2012-14
800 SWITCHBACK/ES	2012-14

POLARIS™

Part No.	Code	Keyword
724-2522	B	16

Position: MAG & PTO Side
OEM# 2201234 / 2201506 / 2202257 / 2202520 / 2203580
Note: To be used with Part No. 724-2517 Connecting Rod



Model	Year
Polaris™	
440 XC SP	2000
440 XCR	1998-99
500 CLASSIC	2003
500 RMK	2000-02
500 SKS EURO	2001-02
500 XC	1999-02
500 XC EDGE	2003
500 XC SP /EDGE	1999-07
600 CLASSIC	2002-06
600 CLASSIC TOURING	2001-04
600 CLEANFIRE SWITCHBACK	2007
600 EDGE TOURING	2005-06

Model	Year
Polaris™	
600 HO FUSION F/O	2006
600 HO IQ	2007
600 HO IQ TOURING CLEANFIRE/EURO	2007
600 IQ SHIFT	2008-09
600 IQ TOURING/EURO	2008
600 PRO X	2001-04
600 PROX2	2004
600 RMK	2002-08
600 RR	2008-09
600 SWITCHBACK	2004-07
600 TOURING	2000
600 XC SP /EDGE	2000-05

POLARIS™

Part No.	Code	Keyword
724-2525	C	16

Position: PTO Side
Pin Dimension: 28mm
OEM# 2203315 / 2203594



Model	Year
Polaris™	
700 CLEANFIRE DRAGON	2007
700 DRAGON/RMK	2007-08
700 DRAGON SWITCHBACK	2008
700 IQ	2008
700 IQ DRAGON	2008
700 SWITCHBACK	2008
700 RMK 155 AND ES	2009-10

POLARIS™

Part No.	Code	Keyword
724-2526	B	16

Position: PTO Side
*Part of 2203313 & 2203578 Crankshafts



Model	Year
Polaris™	
700	2007-10
700 CLEANFIRE DRAGON/EURO	2007
700 DRAGON RMK/INTL	2007
700 IQ ALL	2008
700 IQ DRAGON	2008
700 RMK 155/163 ALL	2008-10
700 SWITCHBACK/DRAGON SWITCHBACK ALL	2008

CRANK WEBS

POLARIS™

Part No.	Code	Keyword
724-2527	B	16

Position: PTO Side
*PART OF 2203717 Crankshaft



Model	Year
Polaris™	
800 ASSAULT RMK 146	2009-10
800 DRAGON IQ/ES/INTL ALL	2010
800 DRAGON RMK 155/163 ALL	2008-10
800 DRAGON SP/ES EURO	2009
800 DRAGON SWITCHBACK/ES/INTL ALL	2010
800 IQ/ES	2008-10
800 PRO RMK 155/163 ALL	2011-12
800 RMK 144/ES/INTL	2010
800 RMK 155/ES/INTL	2010-12
800 RMK ASSAULT 155 ALL	2011-12

Model	Year
Polaris™	
800 RMK SHIFT 144	2009
800 RMK/ES ALL	2009
800 RUSH PRO-R ALL	2011-12
800 RUSH/ES	2011-12
800 SWITCHBACK ASSAULT ALL	2011-12
800 SWITCHBACK PRO-R/ES/SC/SP/INTL ALL	2012
800 SWITCHBACK/DRAGON/EURO	2009
800 SWITCHBACK/ES	2010
800 SWITCHBACK/ES	2012

POLARIS™

Part No.	Code	Keyword
724-2528	B	16

Position: PTO Side
OEM# 3089484 / 3085675 / 3088199



Model	Year
Polaris™	
440 PRO X FAN COOLED	2002-03
550 ADVENTURE 155/INTL	2017-20
550 CLASSIC	2006
550 CLASSIC/EDGE	2003-05
550 EDGE LX	2007
550 F/C CLASSIC	2002
550 INDY ADVENTURE	2014-18
550 INDY ES/LXT	2014-20
550 INDY EVO	2019-20
550 INDY VOYAGEUR	2014-20
550 INDY/ES	2014-20
550 IQ LXT	2011-13
550 IQ SHIFT/ES	2009-13
550 LX	2008
550 PRO X FAN	2004
550 RMK EVO	2020
550 SHIFT 136/ES	2011-13
550 WIDETRAK LX ES/INTL	2016-19
EURO SPORT TOURING	2000-01
EURO TRAIL SKS	1999
SPORT (LITE)	2000
SPORT TOURING/INT'L	2000-04
SUPERSPORT	2006-08
SUPERSPORT ALL	1999-05
TRAIL RMK	2005-10
TRAIL RMK	1999-04
TRAIL TOURING	2006-10
TRAIL TOURING/INT'L	2000-05
XCF SP/EDGE	1999-01

POLARIS™

Part No.	Code	Keyword
724-2530	B	16

Position: MAG Side
Material: SCM415
OEM# 3085673 / 3087177



Model	Year
Polaris™	
440 PRO X FAN COOLED	2002-03
550 ADVENTURE 155/INTL	2017-20
550 CLASSIC	2005-06
550 CLASSIC EDGE	2003-04
550 EDGE LX	2007
550 F/C CLASSIC	2002
550 INDY 144/ES	2014-21
550 INDY ADVENTURE	2014-21
550 INDY ES/LXT	2014-21
550 INDY EVO	2019-21
550 INDY VOYAGER	2014-16
550 IQ LXT	2011-13
550 IQ SHIFT/ES	2009-13
550 LX	2008
550 PRO X FAN	2004
550 RMK EVO	2020-21
550 SHIFT 136/ES/CND ES/CND ES	2011-13
550 VOYAGEUR 144/155	2017-21
550 WIDETRAK /LX	2016-19
EURO SPORT TOURING	2000-01
EURO TRAIL SKS	1999
SPORT (LITE)	2000
SPORT TOURING	2000-04
SUPERSPORT	1999-06
SUPERSPORT EDGE	2003-04
SUPERSPORT EDGE	2007
SUPERSPORT M-10 F/O	2003
SUPERSPORT/EURO	2008
TRAIL RMK 136	1999-02
TRAIL RMK/ES	2003-10
TRAIL TOURING	2002-10
TRAIL TOURING	2000
XCF SP/EDGE	1999-01

POLARIS™

Part No.	Code	Keyword
724-2531	B	16

Position: MAG Side
OEM# 3085673



Model	Year
Polaris™	
550 F/C CLASSIC	2002
EURO SPORT TOURING	2000-01
EURO TRAIL SKS	1999
SPORT (LITE)	2000
SPORT TOURING	2000-02
SUPERSPORT	1999-02
TRAIL RMK 136	1999-02
TRAIL TOURING	2000/2002
XCF SP/EDGE	1999-01

CRANK WEBS



SKI-DOO™

Part No.	Code	Keyword
722-2530	B	16

Position: PTO Side
Material: S45C
Hardness: HRC 30-35



Model	Year
Ski-Doo™	
503 ROTAX F/C	***

SKI-DOO™

Part No.	Code	Keyword
722-2531	B	16

Position: PTO Side
Material: SCM440



Model	Year
Ski-Doo™	
670	***

SKI-DOO™

Part No.	Code	Keyword
722-2532	B	16

Position: PTO Side
Material: SCM440



Model	Year
Ski-Doo™	
800 W/27MM PIN	***

SKI-DOO™

Part No.	Code	Keyword
722-2534	B	16

Position: PTO Side
Material: SCM440



Model	Year
Ski-Doo™	
EXPEDITION 600 H.O. SDI	2005-06
EXPEDITION LE/SE 600HO ETEC	2011-19
EXPEDITION TUV 600 H.O. SDI	2007-10
FORMULA DELUXE 600	2000
FORMULA DELUXE 500	2000
FORMULA Z 600	2000
GRAND TOURING / LE 600HO ETEC	2011-18
GRAND TOURING 500/600	2000-03
GSX 500SS	2004-05
GSX 600 HO SDI	2004-06
GSX LE 600HO ETEC XP	2011-15
GSX LIMITED 600 H.O. ETEC	2009
GSX LTD 600 HO SDI	2007-08
GSX LTD TOURING 600 HO SDI	2008
GSX SE 600HO ETEC	2012-15
GSX SPORT 600 HO SDI	2007
GTX 600 HO SDI	2005-06
GTX LE 600 H.O. ETEC	2007-09
GTX SPORT 600 HO SDI	2007-08
LEGEND 500 SS	2004
LEGEND 500/600	2002
LEGEND 500/600	2003
LEGEND 600 HO SDI	2004
MXZ 500	2000
MXZ 500/600	2001

Model	Year
Ski-Doo™	
MXZ 500/600/600 HO	2002-03
MXZ 500SS TRAIL / ADRENALINE	2004-05
MXZ 600	1999-00
MXZ 600 HO SDI ADRENALINE / X	2004-06
MXZ 600 HO SDI RENEGADE /	2005-06
RENEGADE X	
MXZ 600HO ETEC	2016
MXZ 600HO ETEC	2018
MXZ ADRENALINE 600 H.O. ETEC	2009
MXZ ADRENALINE 600 HO SDI	2007
MXZ ADRENALINE 600 HO SDI	2008
MXZ BLIZZARD 600 HO SDI	2007
MXZ IRON DOG 600HO ETEC	2015
MXZ RENEGADE 600 H.O. ETEC	2007-09
MXZ RENEGADE X 600 HO ETEC	2007-09
MXZ TNT 600 HO ETEC	2009
MXZ TNT 600HO ETEC	2011-15
MXZ X 600 HO ETEC	2007-09
MXZ X 600 HO ETEC	2011-15
MXZ XRS 600 HO SDI	2007
MXZ XRS 600HO ETEC	2011-15
RENEGADE 600HO E-TEC	2016-18
RENEGADE ADRENALINE 600HO ETEC	2011-15
RENEGADE BACK COUNTRY 600HO ETEC	2011-15
RENEGADE BACK COUNTRY X 600HO ETEC	2011-15

Model	Year
Ski-Doo™	
RENEGADE X 600HO ETEC	2011-15
SKANDIC 500/600 (593)	2002
SKANDIC 600 (593)	2001
SKANDIC 600(593)	2003
SKANDIC 600HO E-TEC	2018
SKANDIC SUV 600	2003-06
SKANDIC SUV 600HO SDI	2008
SKANDIC SWT 600 E-TEC	2012-17
SKANDIC SWT 600 E-TEC	2019-20
SKANDIC WT 600 (593)	2004-06
SKANDIC WT 600 E-TEC	2011-17
SKANDIC WT 600 E-TEC	2019-20
SUMMIT 600	1999-00
SUMMIT 600	2001
SUMMIT 600 HO SDI ADRENALINE	2006-08
SUMMIT 600HO ETEC	2016-18
SUMMIT ADRENALINE 600 HO SDI	2007-08
SUMMIT EVEREST 600 HO ETEC	2009
SUMMIT EVEREST 600 HO ETEC	2011
SUMMIT SP 600HO ETEC	2012-15
SUMMIT X 600 HO ETEC	2009
SUMMIT X 600 HO ETEC	2011
TUNDRA 600HO E-TEC	2018-20

SKI-DOO™

Part No.	Code	Keyword
722-2535	B	16

Position: PTO Side
Hardness: HRC 30-35



Model	Year
Ski-Doo™	
SKI-DOO 800R L/C ENGINES W/30MM PIN	-
800R PTEK (CARB MOTORS)	2009-16
800R ETEC	2009-12

TERMS & INDEX
NEW
HELMETS
HELMET ACCESSORIES
APPAREL
ACCESSORIES
TRACKS & SUSPENSION
STEERING
TRANS MISSION
PLOW & WINCH
WIND SHIELDS
BRAKES & CARB.
ENGINE PARTS
ELECTRICAL
TRAILER
CHEMICALS
TECH & TOOLS
P.O.P

CRANK WEBS



SKI-DOO™

Part No.	Code	Keyword
722-2536	B	16

Position: PTO Side
OEM# 420-8191-80 / 420-8191-81



Model	Year
Ski-Doo™	
EXPEDITION 550F	2005-06
EXPEDITION SPORT 550F XP	2007-08
EXPEDITION SPORT 550F XP	2011-20
FREESTYLE BACKCOUNTRY 550F	2007-09
FREESTYLE PARK 550F	2007-08
FREESTYLE SESSION 550F	2007
GRAND TOURING 550 F	2003
GRAND TOURING SPORT 550F XP	2010-15
GSX 550F	2005-08
GSX SPORT 550F	2010
GTX 550F	2005-09
LEGEND 550F	2003-04
MX Z 550F	2003-08
MX Z 550X	2006-09
MX Z TNT 550F	2010-12
MXZ SPORT 550F XP	2011-14
RENEGADE SPORT 550F XP	2010-14
SKANDIC 550F	2004
SKANDIC SUV 550F	2003-10
SKANDIC TUNDRA STD, SPORT, LT	2008-10
SKANDIC WT/SWT 550F	2004-20
SUMMIT 550F	2003-09
TUNDRA LT 550F XP	2011-18
TUNDRA SPORT 550F XP	2011-18
TUNDRA WT 550F	2014-18
TUNDRA 550F	2011-20

SKI-DOO™

Part No.	Code	Keyword
722-2537	B	16

Position: PTO Side
OEM# 420-8187-08 / 420-8890-98
420-8909-50 / 420-8909-52
420-8909-53 / 420-8909-54
420-8909-55 / 420-8909-56



Model	Year
Ski-Doo™	
ALL 600 HO SDI/ETEC	2004-20
ALL 700CC L/C ENGINES	-

CRANKSHAFT WEB SET - CENTER WEB

Part No.	Code	Keyword
722-2540	C	16

Center Web:
O.D. 114(+/-0.1)mm, T:16.25(+/-0.1)mm
Shaft Length: 91.2mm

Mag Inside Web:
O.D.114(+/-0.1)mm, T:16.25(+/-0.1)mm, Hole:30mm

*** Sold in a set and must be used as a set. Will work in either an OEM or after market crankshaft.**

Model	Year
Ski-Doo™	
600 HO SDI ALL	2004-10
600 HO ETEC ALL	2011-20



YAMAHA™

Part No.	Code	Keyword
723-2511	B	16

Position: PTO Side
OEM# 83R-11412-01-00

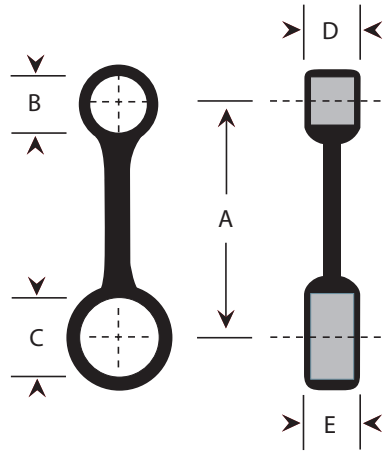


Model	Year
Yamaha™	
VK540	1988-91
VK540	2017-22
VK540 II	1993-98
VK540 III	1999-05

SPX CONNECTING RODS

CODE = B

KEYWORD = 16



MAG & PTO	Part No.	A	B	C	D	E	PIN DIA/LTH (mm)	BIG END BEARING (mm)	SMALL END BEARING (mm)
		CENTER TO CENTER (MM)	SMALL END BORE (MM)	BIG END BORE (MM)	SMALL END WIDTH (MM)	BIG END WIDTH (MM)			
Arctic Cat™									
MAG & PTO	721-2501	130	27	39	22	20	crank pin not incl.	32X39X19.8	22X26.7X23.7
MAG & PTO	721-2503	130	25	34	20	22	crank pin not incl.	27X34X19.8	20X25X21.7
BRP™ / Ski-Doo™									
	722-2500	115	22	30	13	13	24X48	24X30X14.7	18X22X22
MAG&PTO	722-2502	120	22	30	15	15	24X52	24X30X14.9	18X22X22
	722-2503	115	22	30	15	15	24X47	24X30X14.7	18X11X22
MAG&PTO	722-2504	120	22	30	15	15	24X48	24X30X14.9	18X22X22
MAG&PTO	722-2505	125	22	30	17	17	24X52	24X30X16.9	18X22X22
	722-2506	132	25	31	17	17	24X53	24X31X16.9	20X25X22.8
	722-2507	132	25	31	17	17	24X55	24X31X16.9	20X25X22.8
MAG	722-2509	132	25	35	18	18	27X53	27X35X17.9	20X25X22.8
PTO	722-2510	132	25	35	18	18	27X55	27X35X17.9	20X25X17.9
PTO	722-2512	125	22	31	17	17	24X65	24X31X17	18X22X22
	722-2514	115	22	30	15	15	24X45	24X30X14.7	18X22X22
MAG&PTO	722-2515	120	24	30	17	17	24X50	25X30X17	17.7X23.6X20
MAG	722-2519	120	23	31	17	17	25X52	25X31X17	18X23X22
PTO	722-2519	120	23	31	17	17	25X57	25X31X17	18X23X22
MAG&PTO	722-2520	132	27	40	20	20	30X55/57	30X40X20.0	
PTO	722-2525	125	24	31	17	17	24x55	24x31x16.9	20x25x22.8
Polaris™									
PTO	724-2511	112	20	32	16	16	24.3X51	32.2X24.3X16	16X20X21.7
MAG	724-2512	112	23	32	16	16	24.3X56	24.3X32.3X16	18X23X22
PTO	724-2513	112	23	32	16	16	24.3X57	24.3X32.3X16	18X23X22
MAG&PTO	724-2516	103	20	28	22	14	20X47	20X28X15.7	16X23X21.7
MAG&CEN	724-2517	128	25	35	17	17	crank pin not incl.	28X35X17	20X25X23
	724-2518	128	25	36	18	18	crank pin not incl.	28X36X18	20X25X22.8
MAG&PTO	724-2519	132	27	36	18	18	N/A	29X36X18	22X27X24.8
Yamaha™									
MAG & PTO	723-2500	115	22	31	17	17	24.0X55	24X31X17	18X22X22
	723-2501	125	25	34	19	19	crank pin not incl.	27X34X18.7	20X25X21.7
MAG & PTO	723-2506	120	25	31	20	20	N/A	26X31X19.7	20X25X23.7
MAG & PTO	72-31492	110	21	29	17	18	22X52.7	22X29X16.8	16X21X22.5

TERMS & INDEX
NEW
HELMETS
HELMET ACCESSORIES
APPAREL
ACCESSORIES
TRACKS & SUSPENSION
STEERING
TRANS MISSION
PLOW & WINCH
WIND SHIELDS
BRAKES & CARB.
ENGINE PARTS
ELECTRICAL
TRAILER
CHEMICALS
TECH & TOOLS
P.O.P

SPX CONNECTING RODS



ARCTIC CAT™



Part No.	Code	Keyword
721-2500	B	16

OEM# 3005-867
Position: MAG/PTO

Model	Year
Arctic Cat™	
KING CAT 900	2004-05
KING CAT 900 EFI	2005-06
MOUNTAIN CAT 800 (ALL OPTIONS)	2001-02
MOUNTAIN CAT 800 EFI (ALL OPT.)	2002-04
MOUNTAIN CAT 900	2003-04
MOUNTAIN CAT 900 EFI	2004
PANTERA 800 EFI (ALL OPTIONS)	2002-04
ZL 800 (ALL OPTIONS)	2001-03
ZR 800 (ALL OPTIONS)	2001-02
ZR 800 EFI (ALL OPTIONS)	2002-03
ZR 900 (ALL OPTIONS)	2003-05
ZR 900 EFI (ALL OPTIONS)	2004-06

ARCTIC CAT™



Part No.	Code	Keyword
721-2501	B	16

OEM# 3005-308/3007-880
Position: MAG/PTO (& CEN Where Applicable)

Model	Year
Arctic Cat™	
F6 EFI SNO PRO INTERNATIONAL	2007
F8 EFI/LXR	2010
F8 EXT	2011
F8 SNO PRO	2010-11
FIRECAT 600	2004
FIRECAT 600 EFI	2004-06
FIRECAT 600 EFI EXT	2004-05
FIRECAT 600 EFI EXT INTERNATIONAL	2004
FIRECAT 600 EFI R	2005-06
FIRECAT 600 EFI SNO PRO	2004-05
FIRECAT 600 EFI SNO PRO INTERNATIONAL	2004-05
FIRECAT 600 SNO PRO	2004
FIRECAT 700	2004-06
FIRECAT 700 EFI	2003-06
FIRECAT 700 EFI EXT	2004-05
FIRECAT 700 EFI EXT INTERNATIONAL	2004
FIRECAT 700 EFI INTERNATIONAL	2004
FIRECAT 700 EFI R	2005
FIRECAT 700 EFI SNO PRO	2003-06
FIRECAT 700 EFI SNO PRO INTERNATIONAL	2003-06
FIRECAT 700 SNO PRO	2004, 06
FIRECAT LE	2005
M6 EFI	2005-07
M7	2006
M7 EFI	2005-06
M7 EFI INTERNATIONAL	2006
M7 EFI LE	2005
M7 EFI LE INTERNATIONAL	2005
M8 153	2010-11
M8 162	2011
M 800	2012-13
M 800 HCR/SNO PRO /LTD	2012-13

Model	Year
Arctic Cat™	
M 800/M800 SNO PRO	2012
M 8000 (ALL)	2014-17
MOUNTAIN CAT 1000	2001-02
MOUNTAIN CAT 1000 INTERNATIONAL	2001
PANTERA 1000	2000-01
PANTERA 1000 INTERNATIONAL	2000
SABERCAT 600	2004
SABERCAT 600 EFI	2004-05
SABERCAT 600 EFI EXT	2004-05
SABERCAT 600 EFI EXT INTERNATIONAL	2004
SABERCAT 600 EFI LX	2004-06
SABERCAT 600 LX	2004
SABERCAT 700 EFI	2004-05
SABERCAT 700 EFI EXT	2004-06
SABERCAT 700 EFI EXT INTERNATIONAL	2004
SABERCAT 700 EFI LX	2004-06
SABERCAT 700 EFI LX	2004-06
SABERCAT 700 EFI EXT	2004-06
SABERCAT 700 EFI EXT INTERNATIONAL	2004
SABERCAT 700 EFI LX	2004-06
THUNDERCAT	1998-02
THUNDERCAT INTERNATIONAL	2001
THUNDERCAT MC	1999-00
THUNDERCAT MC INTERNATIONAL	2000
THUNDERCAT THC	2000
THUNDERCAT THC INTERNATIONAL	2000
TS-L 1000	1998
XF 800 CROSS-TOUR	2013
XF 800 HIGH COUNTRY SNO PRO	2012-13
XF 800 LXR	2012-13
XF 800 LXR/SNO PRO /LTD	2012-13
XF 800 SNO PRO/LTD	2012-13
XF 8000 (ALL)	2014-17
ZR 8000 (ALL)	2014-17

ARCTIC CAT™



Part No.	Code	Keyword
721-2503	B	16

OEM# 0905-006

Model	Year
Arctic Cat™	
M 6000 ALL	2015-20
M 6000	2015-16
M 6000 ES	2015-16
M 6000 LTD ES	2016
M 6000 SE ES	2016
M 6000 SNO PRO	2014-17
M 6000 SNO PRO ES	2014-17
NORSEMAN 6000ES/X	2019
PANTERA 6000 ES	2019
RIOT 6000	2020-21
XF 6000 ALL	2015-19
XF 6000 CROSS COUNTRY/LTD/ES	2015-17
XF 6000 CROSS-TOUR	2015
XF CROSSTREK ES	2017
XF 6000 HIGH COUNTRY	2015-17
XF 6000 LXR	2015

Model	Year
Arctic Cat™	
XF 6000 SNO PRO ES/LTD ES	2015
ZR 6000 ALL	2014-21
ZR 6000 CROSSTREK ES	2018
ZR 6000 EL TIGRE/EL TIGRE ES	2014-18
ZR 6000 ES	2018
ZR 6000 LTD ES	2016-18
ZR 6000 LXR/LXR ES	2015-17
ZR 6000 R SX	2017
ZR 6000 R XC	2015-17
ZR 6000 RR ES	2017-18
ZR 6000 RS LTD ES	2017
ZR 6000 SNO PRO ES	2015-18
ZR 6000 SNO PRO LTD ES	2015
ZR 6000 SNO PRO RR	2014-15
ZR 6000 TUCKER HIBBERT RR	2015

SPX CONNECTING RODS



ARCTIC CAT™



Part No. Code Keyword
721-2504 B 16

OEM# 0905-063 / 3005-308 / 3007-530 / 3007-880
 **Will Cover 721-2501

Model	Year
Arctic Cat™	
CF8 1.5" LTD SNO PRO	2011
CF8 1.5"/2.25" LTD SNO PRO	2011
CF8 2.25" LTD SNO PRO	2011
CF8 LE	2010
CF8/CF8 SNO PRO	2010-11
CFR8	2010-11
CROSSFIRE 600 EFI	2006-07
CROSSFIRE 600 EFI SNO PRO	2006
CROSSFIRE 700 EFI	2006
CROSSFIRE 700 EFI SNO PRO	2006
CROSSFIRE 700 EFI SNO PRO INTERNATIONAL	2006
F 800 LXR/SNO PRO /LTD	2012-13
F 800 SNO PRO RR	2013
F 800 TUCKER HIBBERT	2013
F6 EFI	2007
F6 EFI LXR	2007
F6 EFI SNO PRO	2007
F6 EFI SNO PRO INTERNATIONAL	2007
F8 EFI/LXR	2010

Model	Year
Arctic Cat™	
F8 EXT	2011
F8 SNO PRO	2010-11
FIRECAT 600	2004
FIRECAT 600 EFI	2004-06
FIRECAT 600 EFI EXT	2004-05
FIRECAT 600 EFI EXT INTERNATIONAL	2004
FIRECAT 600 EFI R	2005-06
FIRECAT 600 EFI SNO PRO	2004-05
FIRECAT 600 EFI SNO PRO INTERNATIONAL	2004
FIRECAT 700	2004-06
FIRECAT 700 EFI	2003-06
FIRECAT 700 EFI/EFI XT	2003-06
FIRECAT 700 EFI EXT	2004-05
FIRECAT 700 EFI EXT INTERNATIONAL	2004
FIRECAT 700 EFI R	2005
FIRECAT 700 EFI SNO PRO	2003-06
FIRECAT 700 EFI SNO PRO INTERNATIONAL	2003-06
FIRECAT 700 SNO PRO	2004, 06
FIRECAT LE	2005
M 800	2012-13
M 800 HCR/SNO PRO /LTD	2012-13
M 800/M800 SNO PRO	2012
M 8000 HARDCORE	2018-19
M 8000 HARDCORE ALPHA ONE	2019
M 8000 MOUNTAIN CAT /ES/ALPHA ONE	2017-21
M 8000 SE/ES/LTD/HCR	2014-18
M 8000 SNO PRO /ES	2014-19
M6 EFI	2005-07
M7	2006
M7 EFI	2005-06
M7 EFI INTERNATIONAL	2006
M7 EFI LE	2005
M7 EFI LE INTERNATIONAL	2005
M8 153 / 162	2010-11

Model	Year
Arctic Cat™	
M8 162	2011
MOUNTAIN CAT 1000	2001-02
MOUNTAIN CAT 1000 INTERNATIONAL	2001
NORSEMAN 8000 X	2019-21
PANTERA 1000	2000-01
PANTERA 1000 INTERNATIONAL	2000
RIOT 8000(ALL)	2020-21
SABERCAT 600	2004
SABERCAT 600 EFI	2004-05
SABERCAT 600 EFI EXT/LX	2004-06
SABERCAT 600 EFI EXT	2004-05
SABERCAT 600 EFI EXT INTERNATIONAL	2004
SABERCAT 700 EFI	2004-05
SABERCAT 700 EFI EXT	2004-06
SABERCAT 700 EFI EXT INTERNATIONAL	2004
SABERCAT 700 EFI LX	2004-06
SABERCAT 700 EFI/EFI XT	2004-05
THUNDERCAT	1998-02
THUNDERCAT INTERNATIONAL	2001
THUNDERCAT MC	1999-00
THUNDERCAT MC INTERNATIONAL	2000
THUNDERCAT THC	2000
THUNDERCAT THC INTERNATIONAL	2000
TS-L 1000	1998
XF 800 CROSS-TOUR	2013
XF 800 HIGH COUNTRY SNO PRO	2012-13
XF 800 LXR	2012-13
XF 800 LXR/SNO PRO /LTD	2012-13
XF 800 SNO PRO/LTD	2012-13
XF 8000 (ALL)	2014-17
XF 8000 CROSS COUNTRY LTD ES	2018-19
XF 8000 CROSSTREK ES	2018
XF 8000 HIGH COUNTRY /LTD ES	2018-19
ZR 8000 EL TIGRE	2018
ZR 8000 ES /LTD/RR	2018-19
ZR 8000 SNO PRO ES	2018-19
ZR 8000 (ALL)	2014-21



Part No. Code Keyword
724-2505 B 16

OEM# 2201953, 2200882, 2201022
 Position: MAG/PTO

Model	Year
Polaris™	
600 CLASSIC EDGE	2001
600 RMK	1998-01
600 XC (ALL)	1998-00
700 CLASSIC (ALL)	2001-04
700 RMK (ALL)	1998-03
700 SKS	1999-01
700 XC	1998-99
700 XC DELUXE	2000
700 XC SP	1999-01
700 PRO X/PRO X2	2003-04
700 RMK F/O	2004-05
700 SWITCHBACK	2004
700 EV XC SP EDGE	2001



Model	Year
Polaris™	
700 SKS	2002
700 SKS EURO	2002
700 XC SP ALL	2002
700 RMK 144 STOCK	2002-03
700 CLASSIC	2003
700 EDGE RMK CC BUILT BEFORE 1/01/02	2003
700 XC EDGE F/O	2003
700 XC SP EDGE	2003
700 XC SP EDGE M-10 F/O	2003
700 XC SP EDGE X F/O	2003
700 SKS	2003
700 XC EDGE F/O	2004
700 XC SP M-10 F/O	2005



Part No. Code Keyword
724-2511 B 16

PTO Complete Kit

Model	Year
Polaris™	
XLT 580	1993-95
XLT 600	1996-99
XCR 600 (Piston Port)	1996-98
Indy Triumph	2000

THRUST WASHERS



Part No. Code Keyword
700-4200 B 16

TERMS & INDEX
 NEW
 HELMETS
 HELMET ACCESSORIES
 APPAREL
 ACCESSORIES
 TRACKS & SUSPENSION
 STEERING
 TRANS MISSION
 PLOW & WINCH
 WIND SHIELDS
 BRAKES & CARB.
 ENGINE PARTS
 ELECTRICAL
 TRAILER
 CHEMICALS
 TECH & TOOLS
 P.O.P

SPX CONNECTING RODS



TERMS & INDEX

POLARIS™



Part No.	Code	Keyword
724-2512	B	16

OEM# 3083252
Position: MAG/PTO
56mm Crank Pin



Part No.	Code	Keyword
724-2513	B	16

OEM# 3083252
Position: PTO
57mm Crank Pin

Model	Year
Polaris™	
INDY 400 TRAIL TWIN	1983-85
INDY 400 TRAIL/SKS	1987
INDY 400 TWIN	1985-99
INDY 400 TWIN LONG TRACK	1983-89
INDY 400 TWIN SPORT S.S	1983-86
440	1992
440 INDY	1998
440 LC	1993-97
440 SKS	1993-95
440 XC	1997
440 XCR	1992-97
440 XCR SP	1994-95
INDY 488/500 TWIN FC	1986-99
INDY 488/500 TWIN LC	1986-01
500	1998
500 CARB	1995-96
500 CARB RMK	1996
500 INDY	1998-02
500 INDY	2005-06
500 INDY EURO	1998
500 CLASSIC	1999-02
500 CLASSIC	2004-06
500 CLASSIC TOURING	2001-03
500 EDGE	2003-04
500 EFI	1993-97
500 EFI RMK	1996
500 EFI SKS	1993-94,96
500 INDY	1997-02
500 INDY	2005-06
500 RMK	1997-99
500 SKS	1989-92
500 SKS	1995, 97
500 SP	1989-92
500 SP EFI	1992
500 SPX	1992
500 RMK	1999
CLASSIC TOURING	1993-94
CLASSIC TOURING	1996-00
CLASSIC TOURING EURO	1998
EURO 440	1993-94

Model	Year
Polaris™	
EURO 440 SKS	1993, 95
EURO 440 XCR	1993
EURO 500 CARB SKS	1996
EURO 500 EFI	1993-94, 96
EURO 500 EFI SKS	1994-96
EURO 500 INDY	1997-98
EURO 500 RMK	1998
EURO 500 SKS	1993, 97
EURO CLASSIC	1993-94
EURO CLASSIC TOURING	1993-94
EURO CLASSIC TOURING	1996-97
EURO SPORT	1993
EURO SPORT SKS	1994
EURO SPORT TOURING	1995-97
EURO SUPER SPORT	1994
EURO TRAIL	1993, 97
EURO TRAIL TOURING	1996-98
EURO TRAN SPORT	1996-98
EURO WIDE TRAK	1993
EURO WIDE TRAK GT	1994-95, 97
EURO WIDE TRAK LX	1995-98, 00
EURO 440 SKS	1994
FIN 500/500 SP/500 CLASSIC	1990
LONGTRAK	1985-89
LONGTRAK W/REVERSE	1986-87, 89
NOR LONGTRAK W/REVERSE	1986-88
NOR SS	1986
NOR STAR	1986
SPORT, SS,SKS,TANS	2001-02
SPORT	1991-96
SPORT	1998-99
SPORT TOURING	1995-99
SS	1985
TRAIL	1985,87-96
TRAIL	1998-99
TRAIL RMK	1997-98
TRAIL TOURING	1996-99
TRAN SPORT	1996-99
TRAN SPORT EURO	1998
WIDETRAK LX	1996-15

POLARIS™



Part No.	Code	Keyword
724-2516	B	16

OEM# 3240083

Model	Year
Polaris™	
440 PRO X FAN COOLED	2002-03
550 CLASSIC/CLASSIC EDGE	2003-06
550 EDGE LX	2007
550 F/C CLASSIC	2002
550 INDY ALL	2014-20
550 IQ LXT/INTL	2011-13
550 IQ SHIFT/ES	2009-13
550 LX	2008
550 PRO X FAN	2004
550 RMK	2020
550 SHIFT	2012-13
550 VOYAGER	2014-20
550 WIDETRACK	2016-20
SPORT (LITE)	2000
SPORT TOURING/INT'L	2001-04
SUPERSPORT ALL	1999-08
TRAIL RMK ALL	1999-10
TRAIL TOURING	2000-10
XCF SP/EDGE	1999-00

POLARIS™



Part No.	Code	Keyword
724-2517	B	16

OEM# 2201132 / 2203595

Model	Year
Polaris™	
440 XCR	1998-99
500 CLASSIC	2003
500 RMK	2000
500 RMK 136	2002
500 SKS EURO	2001-02
500 XC	1999,01-02
500 XC EDGE	2003
500 XC EDGE F/O	2003
500 XC SP	1999,02,07
500 XC SP EDGE (ALL OPTIONS)	2003-06
600 CLASSIC	2002-06
600 CLASSIC TOURING	2002-04,06
600 CLEANFIRE SWITCHBACK	2007
600 EDGE TOURING	2005-06

Model	Year
Polaris™	
600 HO FUSION F/O	2006
600 HO IQ TOURING CLEANFIRE/EURO	2007
600 HO IQ/LX CLEANFIRE	2007
600 HO RMK 144 F/O	2006
600 HO SWITCHBACK F/O	2006-07
600 IQ TOURING/EURO	2008
600 PRO X	2001-04
600 PROX2	2004
600 RMK F/O	2004-05
600 RMK 136	2002
600 RMK 144	2003, 07
600 RMK 155	2007
600 SWITCHBACK	2004-05
600 XC EDGE F/O	2003
600 XC SP	2001-02
600 XC SP (EV)	2000
600 XC SP EDGE (ALL OPTIONS)	2003-05
600 XC SP F/O	2002
600 XC SP M-10 F/O	2002

NEW

HELMETS

HELMET ACCESSORIES

APPAREL

ACCESSORIES

TRACKS & SUSPENSION

STEERING

TRANS MISSION

PLOW & WINCH

WIND SHIELDS

BRAKES & CARB.

ENGINE PARTS

ELECTRICAL

TRAILER

CHEMICALS

TECH & TOOLS

P.O.P

SPX CONNECTING RODS



POLARIS™



Part No.	Code	Keyword
724-2518	B	16

OEM# 2203315/2203594
Position: MAG/PTO

Model	Year
Polaris™	
700 CLEANFIRE DRAGON	2007
700 DRAGON/RMK	2007-08
700 DRAGON SWITCHBACK	2008
700 IQ	2008
700 IQ DRAGON	2008
700 SWITCHBACK	2008
700 RMK 155 AND ES	2009-10

POLARIS™



Part No.	Code	Keyword
724-2519	B	16

CON ROD ONLY
OEM# 2203584, 2204622
Referred to AS Type

Model	Year
Polaris™	
600 IQ RACER	2008-15
800 ASSAULT RMK	2009-10
800 DRAGON ALL	2008-10
800 DRAGON IQ/ES/INTL ALL	2010
800 DRAGON RMK 155/163	2008-10
800 DRAGON SP/ES	2009
800 DRAGON SWITCHBACK/ES	2010
800 INDY ALL	2008-10

Model	Year
Polaris™	
800 INDY SP ALL	2014-16
800 IQ ALL	2008-10
800 PRO RMK 155/163 ALL	2011-15
800 RMK 144/ES	2009-10
800 RMK 144/155/163 ALL	2009-15
800 RMK 155	2010-16
800 RMK 163	2015
800 RMK ASSAULT 155 ALL	2011-15
800 RMK SHIFT 144	2009
800 RUSH PRO R ALL	2011-14
800 RUSH/ES	2011-13
800 SWITCHBACK ADVENTURE	2014
800 SWITCHBACK ASSAULT ALL	2011-16*
800 SWITCHBACK PRO R/ES/INT/LE ALL	2012-14
800 DRAGON	2009
800 SWITCHBACK/ES	2010-14

*2015-16 NEED TO CHECK CRANK OEM#

SKI-DOO™



Part No.	Code	Keyword
722-2500	B	16

OEM# 420-9954-54
(13mm Width On Bottom)

Model	Year
Ski-Doo™	
ROTAX 253	1985

SKI-DOO™



Part No.	Code	Keyword
722-2502	B	16

OEM# 420-9942-89

Model	Year
Ski-Doo™	
440	1979-93
454	1979-93
ROTAX 464	1979-93
ROTAX 467	1979-93

SKI-DOO™



Part No.	Code	Keyword
722-2503	B	16

OEM# 420-9963-34 / 420-8896-34
Position: MAG/PTO

Model	Year
Ski-Doo™	
FORMULA DELUXE 380	1999-01
FORMULA S/SI	1996-00
GRAND TOURING 380F	2002-03
GSX/GTX 380F	2005-06
LEGEND 380F	2002-04
MX Z 380 F	2001-02
MX Z 380F	2003-06
MX Z 440 F	1997-01
SKANDIC 380	1996
SKANDIC 440	2001-02
SKANDIC LT 440F	2003-07
TOURING E/LE/SLE	1996-01

SKI-DOO™ (503 ROD KIT FAN)



Part No.	Code	Keyword
722-2504	B	16

OEM# 420-9945-64
Position: MAG/PTO

Model	Year
Ski-Doo™	
FORMULA DLX 380	1999-00
FORMULA DLX 500	1999-00
FORMULA DLX 500F	2001
FORMULA S	1997-00
FORMULA SI	1996-99
MX Z 440	2001
MX Z 500F	2001
ROTAX 503	1983-01
SKANDIC 380	1999-00
SKANDIC 500	1996,99-00
SKANDIC 500	2002
SKANDIC 500 F SWT	2003
SKANDIC 500 SWT	1997-00
SKANDIC 500 WT	1996-02
SKANDIC 500 WT LC	1997-02
SKANDIC 500F	2001
SKANDIC 600	2001-03
TOURING E	1997-98
TOURING LE	1997-98
TOURING SLE	1996-98

SKI-DOO™



Part No.	Code	Keyword
722-2505	B	16

OEM# 420-9966-26 / 420-9966-24
Position: MAG/PTO

Model	Year
Ski-Doo™	
521	
580	ALL
617	
ROTAX 583	1996-00

SPX CONNECTING RODS

SKI-DOO™



Part No.	Code	Keyword
722-2506	B	16

OEM# 420-8882-83
Position: MAG

Part No.	Code	Keyword
722-2507	B	16

OEM# 420-8882-84
Position: PTO

Model	Year
Ski-Doo™	
ROTAX 693	THRU 2000

SKI-DOO



Part No.	Code	Keyword
722-2512	B	16

OEM# 420-8875-93
Position: PTO

Model	Year
Ski-Doo™	
779 TRIPLE SERIES	1993-97
809 TRIPLE SERIES	1997-01
FORMULA MARCH Z	1993-96
MX, MXZ, SS	1993-96
MACH Z, LT	1993-01
GRAND TOURING	2000-01

SKI-DOO



Part No.	Code	Keyword
722-2514	B	16

OEM# 420-9948-14

Model	Year
Ski-Doo™	
ROTAX 377	1980-89
ROTAX 477	1980-89

SKI-DOO™



Part No.	Code	Keyword
722-2509	B	16

OEM# 420-6846-53, 420-6840-80
Position: MAG

Part No.	Code	Keyword
722-2510	B	16

OEM# 420-6846-54, 420-6840-81
Position: PTO

Model	Year
Ski-Doo™	
EXPEDITION 600 HO SDI	2005-06
EXPEDITION TUV 600 HO SDI	2007-10
GSX 600 HO	2004-06
GSX LTD 600 HO SDI	2007-08
GSX LTD TOURING 600 HO	2008
GSX SPORT 600 HO SDI	2006
GTX 600 HO	2005-06
GTX LTD 600 HO SDI	2007-08
MX Z 600 HO RENEGADE	2005-06
MX Z 600 HO SDI	2004
MX Z ADRENALINE 600 HO	2006-08
MX Z 600 HO SDI ADRENALINE & X	2005-06
MX Z 600 HO TRAIL	2005
MX Z BLIZZARD 600 HO SDI	2007
MX Z RENEGADE X 600 HO SDI	2007-08
MX Z X 600 HO SDI	2007-08

SKI-DOO



Part No.	Code	Keyword
722-2515	B	16

OEM# 420-8890-64
Position: MAG/PTO

Model	Year
Ski-Doo™	
GRAND TOURING 380 F/550 F	2003
EXPEDITION 550F	2005-06
EXPEDITION SPORT 550F	2007-08
FREESTYLE BACK COUNTRY 550F	2007-09
FREESTYLE PARK 550F	2007-08
FREESTYLE SESSION 550F	2007
GSX/GTX 550F	2005-09
LEGEND 380F	2003
LEGEND 550F	2003-04
MX Z 550F	2004-08
MX Z 550X	2006-09
SKANDIC 550F/SUV	2004-10
SKANDIC 550F SWT	2004-08
SKANDIC 550F WT	2004-11
SKANDIC TUNDRA LT550F	2008-09
SUMMIT 550F	2003-09

Model	Year
Ski-Doo™	
MX Z XRS 600 HO SDI	2007
ROTAX 693/793	2001
FORMULA DELUXE 700	2001
GRAND TOURING 700	2001-02
LEGEND 700	2002
MX Z 700	2001-02
SUMMIT 700	2001-02
GSX 800 HO	2005-06
GTX LTD 800 HO PTEK	2007
LEGEND 800 SDI	2004
MX Z 800 ADRENALINE & X	2005-06
MX Z 800 HO RENEGADE & REN./ X	2005-07
MX Z ADRENALINE 800 HO PTEK	2007
MX Z BLIZZARD 800 HO PTEK	2007
MX Z X 800 HO PTEK	2007
MX Z XRS 800 HO PTEK	2007
SUMMIT 600 HO	2005
SUMMIT 600 HO SDI, ADRENALINE	2006-06
SUMMIT 800 HO	2005
SUMMIT 800 HO, ADRENALINE & X	2006
ADVENTURE 800 HO	2005
ADVENTURE GT 600 SDI	2006-10
ENDURO 600	2005
ENDURO SPORT	2005
RAVE 600 SDI	2006-08
RAVE 800	2005
RAVE CROSS	2001-04
RAVE RC 800 PTEK	2006-07
RAVE XTRIM N-DURO 600 SDI	2006-07
RAVE XTRIM N-DURO 800 PTEK	2006-07
SPORT TOURING 600 SDI	2005
XTRIM 600 SDI	2008
XTRIM COMMANDER 600 SDI	2009-10
XTRIM COMMANDER LIMITED 600 SDI	2009-10
YETI 600 SDI	2006
YETI TUV 600 SDI	2007-08

SKI-DOO



Part No.	Code	Keyword
722-2519	B	16

OEM# 420-8869-08, 420-8876-03
Position: MAG/PTO

Model	Year
Ski-Doo™	
FORMULA III 600	1996-99
FORMULA III 600 LT	1996-98
FORMULA III 600 R	1998-99
FORMULA III 700	1998-99
FORMULA III 700 LT	1998
FORMULA III 700 R	1998-00
GRAND TOURING SE (700) (ALL)	1997-00
GRAND TOURING 700	1998, 00
MACH 1 (700)	1997-99
MACH 1 R (700)	1998-00

SPX CONNECTING RODS

SKI-DOO™



Part No.	Code	Keyword
722-2520	B	16

OEM# 420-8907-34, 420-8907-33, 420-8925-63,
420-8925-64, 420-8925-68, 420-8925-69
Position: MAG/PTO

Model	Year
Ski-Doo™	
EXPEDITION 800R ETEC	2016-19
FREERIDE ETEC 800R	2012-14
GSX 800R ETEC	2008-15
MX Z ADRENALINE 800R PTEK	2008-10
MX Z RENEGADE 800R PTEK	2008-11
MX Z TNT ETEC 800R	2011-14
MX Z X 800R PTEK	2008-10
MX Z X ETEC 800R	2010-14
MX Z X-RS 800R PTEK	2010
MX Z X-RS ETEC 800R	2011-14
RENEGADE ADRENALINE 800R PTEK	2010-11
RENEGADE ADRENALINE ETEC 800R	2011-14
RENEGADE BACKCOUNTRY / X 800R PTEK	2010-11
RENEGADE BACKCOUNTRY / X ETEC 800R	2011-14
RENEGADE SP 800R PTEK	2011
RENEGADE X 800R PTEK	2010
RENEGADE X ETEC 800R	2011-18
SUMMIT ADRENALINE 800R	2007
SUMMIT EVEREST 800R PTEK	2008-11
SUMMIT EVEREST ETEC 800R	2011
SUMMIT FREERIDE ETEC 800R	2011
SUMMIT HILLCLIMB ED.	2009-10
SUMMIT SP ETEC 800R	2012-17
SUMMIT SPORT PTEK 800R	2012-14
SUMMIT XRS 800R	2007
SUMMIT X 800R PTEK	2007-10
SUMMIT X ETEC 800R	2011-17

*DOES NOT INCLUDE TOP BEARING

SKI-DOO™



Part No.	Code	Keyword
722-2526	B	16

OEM# 420-8890-68
Position: MAG/PTO

Model	Year
Ski-Doo™	
EXPEDITION SPORT 550F XP	2011-20
GRAND TOURING SPORT 550F XP	2010-15
GSX SPORT 550F	2010
MX Z TNT 550F	2010
MXZ SPORT 550F XP	2013-14
MXZ SPORT 550F XP-FAN	2011-12
MXZ TNT 550F XP-FAN	2011-12
RENEGADE SPORT 550F XP	2010-14
SKANDIC SWT 550F XU	2014
SKANDIC TUNDRA, STD, SPORT, LT	2010
SKANDIC WT/SWT 550F	2012-20
TUNDRA LT 550F XP	2011-18
TUNDRA SPORT 550F	2011-18
TUNDRA 550F/WT 550F	2011-18
TUNDRA 550F	2011-20

SKI-DOO™



Part No.	Code	Keyword
722-2525	B	16

OEM# 420-8882-54, 420-8887-54, 420-8909-74
Position: PTO

Model	Year
Ski-Doo™	
FORMULA DELUXE 500	2001-03
FORMULA DELUXE 600	2000
FORMULA DELUXE 600	2000-01
FORMULA Z 600	2000
GRAND TOURING 600	2000
GRAND TOURING 600	2000-03
GRAND TOURING SPORT 600 XP	2010-14
GSX 500SS (593)	2004-08
GSX 500SS/SPORT %)SS (593)	2004-09
GSX SPORT 600	2010
GTX 500SS 593	2005-06
GTX 500SS 593	2005-08
GTX SPORT 500 SS	2007-09
LEGEND 500	2002-04
LEGEND 500 SS (593)	2004

SKI-DOO™



Part No.	Code	Keyword
722-2527	B	16

OEM# 420-8909-58 PTO
OEM# 420-8909-59 MAG

Model	Year
Ski-Doo™	
BACKCOUNTRY 600R ETEC	2019-20
EXPEDITION LE/SE 600HO ETEC	2011-20
GRAND TOURING 600HO/600R ETEC	2011-20
GSX LE/SE 600HO ETEC	2009-15
GTX LE 600 H.O. ETEC	2009
MX Z 50TH ANNIVERSARY	2009
MX Z 600RS	2008
MX Z ADRENALINE 600HO ETEC	2009-10
MX Z RENEGADE/X 600 HO ETEC	2009
MX Z TNT 600HO/600R ETEC	2009-20
MX Z X 600HO ETEC	2009-20
MX Z X 600RS	2009-20
MX Z X-RS 600HO ETEC	2010-14
RENEGADE ADRENALINE / ENDURO / BACKCOUNTRY 600HO/600R ETEC	2010-20
RENEGADE X 600HO ETEC	2010-20
SKANDIC WT/SWT 600 HO ETEC	2011-20
SUMMIT EVEREST 600 HO ETEC	2009-11
SUMMIT X 600HO ETEC	2009-11
SUMMIT 600HO/600R ETEC	2012-20
TUNDRA XTREME 600HO ETEC	2011-19

Model	Year
Ski-Doo™	
LEGEND 600	2002-03
MX Z 500	2001-03
MX Z 500/500SS TRAIL	2004-06
MX Z 500SS ADRENALINE 593	2004-07
MX Z 600	1999-00
MX Z 600 (593)	1999-03
MX Z ADRENALINE 500SS	2004-07
MX Z SPORT 600	2010-20
MX Z TNT 500SS	2008
MX Z TNT 500SS	2004-09
MX Z TNT 600	2010-12
MX Z TRAIL 500SS	2007-08
MX Z TRAIL 500SS	2007-09
MX Z X 400 LC (593)	1999
MXZ SPORT 600 REV-XP	2012-14
RENEGADE SPORT 600 XP	2015-20
SKANDIC 500/600 (593)	2001-03
SKANDIC 600 (593)	2001-03
SKANDIC SUPER WIDE TRACK 500 F (593)	2003
SKANDIC SUV 600	2003-07
SKANDIC SUV 600 600 SUV	2003-07
SKANDIC SWT 500 F (593)	2003
SKANDIC WT 600	2003-10
SKANDIC WT 600 593	2003-08
SUMMIT 600	1999-02
SUMMIT 600	1999-01
SUMMIT EVEREST 500SS	2009
SUMMIT SPORT 600	2010-20

YAMAHA™



Part No.	Code	Keyword
72-31492	B	16B

OEM# 29L-11400-30-00

Model	Year
Yamaha™	
VX750 VMAX-4 (4/MACHINE)	1992-94

*ALSO FITS ATV'S & MC'S , PLEASE INQUIRE FOR DETAIL INFORMATION



Part No.	Code	Keyword
723-2500	B	16

OEM# 8VD-11651-00
Position: MAG/PTO

Model	Year
Yamaha™	
PHAZER	1983-04



TERMS & INDEX

NEW

HELMETS

HELMET ACCESSORIES

APPAREL

ACCESSORIES

TRACKS & SUSPENSION

STEERING

TRANS MISSION

PLOW & WINCH

WIND SHIELDS

BRAKES & CARB.

ENGINE PARTS

ELECTRICAL

TRAILER

CHEMICALS

TECH & TOOLS

P.O.P

SPX CONNECTING RODS



Part No.	Code	Keyword
723-2501	B	16

OEM# 8DF-11651-00-00

Model	Year
Yamaha™	
SX VIPER	2002-04
SX VIPER ER	2002-04
SX VIPER MTN	2003-06



Part No.	Code	Keyword
723-2506	B	16

OEM# 8R6-11651-00-00,8H8-11651-00-00

Model	Year
Yamaha™	
EC540C/D	1979-80
SR540	1980-91
VK540	1988-05
VK540	2017-21
XL-V - XL540J	1985-90

CRANKSHAFT OIL SEALS

DIMENSIONS

Part No.	Dimensions	Code	Keyword
720-3007	30 x 62 x 7	B	16
720-3008	30 x 42 x 7	B	16
720-3009	25 x 35 x 7/9	B	16
720-3011	25 x 41.55 x 10	B	16
720-3012	35 x 62 x 10	B	16
720-3020	25 x 48 x 8	B	16
720-3021	30 x 72 x 8	B	16
720-3025	32 x 78 x 9.5	B	16
720-3026	32 x 72 x 10	B	16
720-3029	30 x 62 x 8	B	CLR
720-3033	30 x 44 x 7	B	16

Part No.	Dimensions	Code	Keyword
720-3036	30 x 62/63.7 x 7	B	16
720-3037	32 x 65.5 x 7.5	B	16
720-3039	32 x 48 x 10	B	16
720-3048	32 x 72 x 9	B	16
720-3049	22 x 40 x 7	B	16
720-3050	23 x 42 x 7	B	16
720-3057	35 x 72 x 10	B	CLR
720-3060	30 x 65 x 9/11	B	16
720-3067	25 x 55 x 9	B	16
720-3070	35 x 75 x 10	B	16
720-3072	30 x 72 x 8-10	B	16

Part No.	Dimensions	Code	Keyword
720-3081	25 x 40 x 7	B	CLR
720-3083	35 x 72 x 7/8	B	16
720-3084	20 x 40 x 7	B	16
720-3087	30 x 47 x 7	B	16
720-3094	30 x 44 x 5.7	B	16
720-3095	40 x 80 x 7	B	16
720-4084	34.5 x 76 x 2.6/10	B	16
720-4085	30 x 66 x 2.6/10	B	16

NEEDLE CAGE BEARINGS

DIMENSIONS

Part No.	Dimensions	Code	Keyword
720-2000	16 i.d. x 21 o.d. x 19.5 long	B	16B
720-2001	18 i.d. x 23 o.d. x 22 long	B	16B
720-2002	18 i.d. x 22 o.d. x 23 long	B	16
720-2003	18 i.d. x 22 o.d. x 22 long	B	16B
720-2004	16 i.d. x 20 o.d. x 24 long	B	16
720-2009	20 i.d. x 26 o.d. x 32 long	B	16
720-2011	16 i.d. x 20 o.d. x 19.5 long	B	16B

All dimensions in millimeters

Part No.	Dimensions	Code	Keyword
720-2015	20 i.d. x 24 o.d. x 30 long	B	16
720-2020	16 i.d. x 20 o.d. x 22.5 long	B	16B
720-2021	20 i.d. x 26 o.d. x 24 long	B	16B
720-2022	19 i.d. x 23 o.d. x 24 long	B	16
720-2023	16 i.d. x 20 o.d. x 22 long	B	16
720-2024	20 i.d. x 24 o.d. x 22.7 long	B	16B
720-2026	20 i.d. x 25 o.d. x 22.8 long	B	16B
720-2027	24 i.d. x 29 o.d. x 24 long	B	16

Note: 720-2035 is made by OEM factory

Part No.	Dimensions	Code	Keyword
720-2028	21 i.d. x 27 o.d. x 24.7 long	B	16
720-2029	18 i.d. x 23 o.d. x 24 long	B	16
720-2030	22 i.d. x 27 o.d. x 23.7 long	B	16
720-2031	20 i.d. x 25 o.d. x 21.8 long	B	16B
720-2032	22 i.d. x 27 o.d. x 24.8 long	B	16B
720-2033	20 i.d. x 24 o.d. x 22.5 long	B	16
720-2034	24 i.d. x 29 o.d. x 26 long	B	16
720-2035	23 i.d. x 28 o.d. x 26 long	B	16

WRIST PIN BEARINGS

QUICK REFERENCE GUIDE

CODE = B KEYWORD = 16

Model	OEM #	Part No.
Arctic Cat	3001-091	720-2023
	3002-032	720-2000
	3002-644	720-2001
	3002-805	720-2000
	3003-107	720-2001
C.C.W.	3003-433	720-2021
	6200-408	720-2003
	12 0000 60	720-2002
Kiortz	18 0000 90	720-2003
	30 0000 80	720-2000
	34 0001 80	720-2003
	36 0001 80	720-2004
Hirth	46.7	720-2009
	46.15	720-2003
J.L.O.	000-39-11-253	720-2013
	000-39-11-273	—
J.L.O.	000-39-11-700	720-2015
	000-39-11-910	720-2015

Model	OEM #	Part No.
John Deere	AM52525	720-2003
	59146-503	720-2022
Kawasaki	59146-509	720-2022
	59146-3001	720-2016
	59146-3002	720-2016
	811885	720-2003
Sno-Jet	59146-503	720-2022
	59146-509	720-2022
Kohler	X-1007-1	720-2010
	X-1007-2	720-2003
	X-1007-4	720-2011
	38-030.03	720-2003
Mercury	31-67160	720-2003
	812532	720-2015
	420.9320.24	720-2012
	420.9329.04	720-2003
Moto-Ski	420.9329.04	720-2003
Polaris	3081629	720-2018
	3081648	720-2011

Model	OEM #	Part No.
Rupp	25032	720-2003
	25106	720-2006
	26107	720-2006
Sachs	3632.011.00	720-2003
	420.9320.24	720-2012
Ski-Doo	420.9329.04	720-2003
	420.83	720-2024
Sno-Jet	810480	720-2003
	811495	720-2003
Suzuki	09263-16004	720-2011
	09263-18008	720-2003
Yamaha	93310-216E1-00	720-2020
	93310-218A6-00	720-2003
	93310-320G0-00	720-2019

CRANKSHAFT OIL SEALS

CODE = B

KEYWORD = 16

Models	Year	PTO (LH) Seal	Mag (RH) Seal
Arctic Cat™			
BEARCAT 340	1995-00	720-3060	720-3050
BEARCAT 340	1995-00		720-3067
BEARCAT 440	1995	720-3060	720-3060
BEARCAT 440	1995-00		720-3067
BEARCAT 550	1995-00		720-3072
CHEETAH 340	1994	720-3060	720-3050
CHEETAH 340	1994		720-3067
CHEETAH 440	1994	720-3060	720-3060
CHEETAH 500	1986-89	720-3060	720-3060
CHEETAH 500	1994		720-3072
CHEETAH 5000	1976-78	720-3060	720-3060
CHEETAH 530	1986-89		720-3060
CHEETAH 530 F/C	1986-88		720-3060
CHEETAH TOURING	1988-90	720-3060	720-3060
CHEETAH TOURING	1991-93		720-3060
COUGAR 440 L/C, MC	1991-94		720-3060
COUGAR 500 F/C	1985-90	720-3060	720-3060
COUGAR 5000	1985	720-3060	720-3060
COUGAR 550	1995-98		720-3072
COUGAR, MTN. CAT	1986-90	720-3060	720-3060
CROSS COUNTRY CAT 340	1976	720-3060	720-3060
CROSS COUNTRY CAT 340	1977		720-3060
CROSS COUNTRY CAT 340 L/C	1979		720-3060
EL TIGRE 340	1973-74		720-3060
EL TIGRE 340	1975		720-3057
EL TIGRE 400, 440	1973-75		720-3057
EL TIGRE 440, 500	1973-75	720-3060	720-3060
EL TIGRE Z 250, 340, 440	1975		720-3057
EL TIGRE Z 440, 500	1976	720-3060	720-3060
EL TIGRE Z 250	1977	720-3060	720-3060
EL TIGRE 340, 440	1977		720-3060
EL TIGRE 5000 F/A	1978-81	720-3060	720-3060
EL TIGRE 5000	1978-80		720-3060
EL TIGRE 5000	1987-88		720-3060
EL TIGRE 5000	1976-77	720-3060	720-3060
EL TIGRE 6000 L/C	1978-86		720-3060
EL TIGRE 5000, 6000 L/C	1987		720-3060
EL TIGRE 6000 L/C	1989		720-3060
EL TIGRE 6000	1978-81		720-3060
EL TIGRE 6000	1984-89		720-3060
EL TIGRE CROSS COUNTRY	1979		720-3060
EL TIGRE EXT, MC	1989-91		720-3060
EL TIGRE EXT SPECIAL	1990		720-3060
EL TIGRE EXT SPECIAL	1991		720-3072
EXT 530	1989-91		720-3060
EXT 550,580,(ALL)	1992-98		720-3072
EXT 600 TRIPLE, TOURING	1997-01		720-3072
JAG 2000,3000 F/A	1979		720-3067
JAG 2000,3000 F/A	1980	720-3060	720-3067
JAG 3000	1977-80	720-3060	720-3050
JAG 3000 F/C	1979-80	720-3060	720-3067
JAG 340	1987-90	720-3060	720-3067
JAG 340 MTN CAT	1990-91	720-3060	720-3050
JAG 340, DELUXE	1998-99	720-3060	720-3067
JAG 340, JAG DLX.	1987-91	720-3060	720-3050
JAG 4000	1981, 85-88	720-3060	720-3060
JAG 4000 F/C	1981	720-3060	720-3060
JAG 440	1987-89	720-3060	720-3067
JAG 440 DLX	1998-99	720-3060	720-3060
JAG AFS, DLX, SPECIAL, LT	1990-93	720-3060	720-3060

Models	Year	PTO (LH) Seal	Mag (RH) Seal
Arctic Cat™			
JAG, DLX	1990-95	720-3060	720-3060
JAG,JAG DLX, PANTHER	1998-00	720-3060	720-3050
JAG Z, SPECIAL, DLX, 440 Z	1992-98	720-3060	720-3060
SUPER JAG	1987-92	720-3060	720-3060
LYNX 2000 S	1977-80		720-3060
LYNX 2000T	1979	720-3060	720-3067
LYNX 2000T	1980	720-3060	720-3067
LYNX 340 MT. CAT	1991-93	720-3060	720-3050
LYNX 340, LYNX DLX.	1991-93	720-3060	720-3050
LYNX, DLX,MC	1991-93	720-3060	720-3067
PANTERA 440	1985-89		720-3060
PANTERA 440 L/C	1985-89		720-3067
PANTERA 440 L/C	1991-92		720-3060
PANTERA 5000 - FA/2	1976-78	720-3060	720-3060
PANTERA 5000 - FC/2	1977-81	720-3060	720-3060
PANTERA 5000 F/A,F/C	1976-81	720-3060	720-3067
PANTERA 550	1993-94		720-3072
PANTERA 550	1997-00		720-3072
PANTERA 580	1995-99		720-3072
PANTHER 440	1980-85	720-3060	720-3060
PANTHER 440, 500	1976-80	720-3060	720-3060
PANTHER 440, 500	81/84-91	720-3060	720-3060
PANTHER 340	1998-00	720-3060	720-3067
PANTHER 370	2001	720-3060	720-3060
PANTHER 440	1997-01	720-3060	720-3060
PANTHER 550	1997-01		720-3072
PANTHER 5000	1976-81	720-3060	720-3060
PANTHER 5000	1986-89	720-3060	720-3060
PANTHER, DLX	1992-96	720-3060	720-3060
PANTHER, DLX., MT CAT	1989-95	720-3060	720-3060
POWDER 550	1995		720-3072
POWDER EXTREME 600	1997-98		720-3072
POWDER SPECIAL	1991-92		720-3072
POWDER SPECIAL	1995-98		720-3072
PROWLER	1990	720-3060	720-3060
PROWLER, 2-UP, M.C., EFI	1991-94		720-3060
PROWLER 550	1995		720-3072
PROWLER SPECIAL	1991-92		720-3072
PUMA, 2-UP, DLX	1994-97		720-3067
PUMA, PUMA DLX.	1994-97	720-3060	720-3050
SUPER JAG LT	1987-92	720-3060	720-3060
TRAIL CAT 3000	1979-80	720-3060	720-3050
TRAIL CAT 3000 F/C	1979-81		720-3067
TRAIL CAT 4000	1980-81	720-3060	720-3060
TRAIL CAT 4000 F/C	1979-81	720-3060	720-3067
WILDCAT 650	1988-90		720-3070
WILDCAT 700	1991-		720-3070
	96(ALL)		
Z 370	1999-01	720-3060	720-3060
Z 440	1995, 97-01	720-3060	720-3060
Z 440, ES	2001	720-3060	720-3060
Z 440 SNO PRO	2001	720-3060	720-3060
ZL 440	1997-00		720-3060
ZL 500,EFI	1998-01		720-3072
ZR 440	1994-97		720-3072
ZR 500,600	1998-00		720-3072
ZR 580, EFI	1993-97		720-3072
ZR 700	1994-95		720-3072
ZRT 600	1995-00		720-3072

TERMS & INDEX

NEW

HELMETS

HELMET ACCESSORIES

APPAREL

ACCESSORIES

TRACKS & SUSPENSION

STEERING

TRANS MISSION

PLOW & WINCH

WIND SHIELDS

BRAKES & CARB.

ENGINE PARTS

ELECTRICAL

TRAILER

CHEMICALS

TECH & TOOLS

P.O.P

CRANKSHAFT OIL SEALS

CODE = B

KEYWORD = 16

Models	Year	PTO (LH) Seal	Center Seal	Mag (RH) Seal
Ski-Doo™				
ALPINE 250,300	1965-68	720-3011		720-3011
ALPINE 399 , R, ER	1970-71	720-3012		
ALPINE 440, R, ER	1972-74	720-3012		
ALPINE 500,II,503 F/C	1983-92			720-3083
ALPINE 500,II,503 F/C	1993-95	720-3083		720-3083
ALPINE 640	1969-82			720-3008
ALPINE II F/C	1993-52	720-3083		
BLIZZARD 395	1972	720-3012		
BLIZZARD 395,438	1972	720-3012		
BLIZZARD 397,436,437	1970-71	720-3012		720-3083
BLIZZARD 5500, MX	1979-84			720-3083
BLIZZARD 636,645,797	1971-72			720-3008
BLIZZARD 9700	1983-84	720-3083	720-3096	720-3083
CITATION 3500	1980-82	720-3087		720-3081
CITATION 3500	1983-84	720-3087		
CITATION 4500	1979-83			720-3083
CITATION E, LS, LSE	1985-92	720-3087		
ELAN 250 MONO	1971-96	720-3011		720-3011
ELITE 440	1973-74	720-3012		
ELITE 440 F/C	1973-74	720-3012		
ESCAPADE 503 F/C	1987-89			720-3083
EVEREST 340, 440, 444 L/C	1977-79			720-3083
EVEREST 440	1974	720-3012		720-3083
EVEREST 500 L/C	1980-83			720-3083
FORMULA 500, DLX	1997-00	720-3083	720-3096	
FORMULA 500, DELUX GS	1997-00	720-3083		720-3083
FORMULA 583, DLX	1997-00	720-3083		720-3083
FORMULA 583, DLX	1997-00		720-3096	
FORMULA DELUXE 380	1999	720-3083		720-3083
FORMULA DELUXE 600	2000-01	720-3083		
FORMULA DELUXE 670	1999	720-3083	720-3096	720-3008
FORMULA DELUXE 700	2000-01	720-3095		720-3083
FORMULA III 600	1995-97			720-3083
FORMULA III 600-,700	1998-00			720-3083
FORMULA MX 470	1985-95	720-3095	720-3096	
FORMULA MX Z 440 F	1997-99	720-3083		720-3083
FORMULA MX Z 440 LC	1995-97	720-3083	720-3096	720-3008
FORMULA MX Z 500	1998-00	720-3083	720-3096	720-3008
FORMULA MX Z 583	1996-98	720-3083	720-3096	720-3008
FORMULA MX Z 583	1996-98	720-3083		720-3009
FORMULA MX Z 670	1997-99	720-3083	720-3096	720-3008
FORMULA MX Z X440 LC	1998-00	720-3083	720-3096	
FORMULA MACH I	1989-94	720-3083	720-3096	720-3008
FORMULA MACH I	1995-96	720-3083	720-3096	720-3083
FORMULA MACH I 700	1997-00	720-3095	720-3096	
FORMULA MACH Z	1993-96	720-3095		
FORMULA MACH Z	1997-01	720-3095		
FORMULA PLUS	1985-93	720-3083	720-3096	
FORMULA III 600	1995-97	720-3095		
FORMULA III 600, 700	1998-00	720-3095		
FORMULA III 800	1999-00	720-3095		720-3095
FORMULA S,SL	1995-99	720-3083		
FORMULA SLS	1996	720-3083	720-3096	
FORMULA SP,SS	1984-86		720-3096	
FORMULA SS 670	1995-96	720-3083	720-3096	720-3083
FORMULA ST,STX	1994-96	720-3083	720-3096	
FORMULA Z 500	1999	720-3083	720-3096	
FORMULA Z 583	1994-99	720-3083	720-3096	720-3083
FORMULA Z 600	2000	720-3083		
FORMULA Z 670	1998-99	720-3083	720-3096	720-3008
FORMULA Z 700	2000	720-3095		720-3083
FORMULA Z, MX Z, XTC	1998-00	720-3083		720-3083
FORMULA 500, DLX	1997-01	720-3083	720-3096	720-3008
FORMULA 583, DLX	1997-99	720-3083	720-3096	
GRAND TOURING 380	2002	720-3083		720-3083
GRAND TOURING 470, 580	1993-98	720-3083	720-3096	
GRAND TOURING 500	1996-99	720-3083	720-3096	720-3083
GRAND TOURING 500	1996-99	720-3083	720-3096	720-3008
GRAND TOURING 500 FAN	2002	720-3083		720-3083
GRAND TOURING 500 SPORT	2002	720-3083		720-3083
GRAND TOURING 583	1999	720-3083	720-3096	720-3008
GRAND TOURING 583	1999			720-3011
GRAND TOURING 600	2000-02	720-3083		
GRAND TOURING 800 SE	2001	720-3095		
GRAND TOURING SE 670	1994-96	720-3083	720-3096	720-3008
GRAND TOURING SE 670	1994-96	720-3083	720-3096	
GRAND TOURING SE 700	1997-02	720-3095	720-3096	

Models	Year	PTO (LH) Seal	Center Seal	Mag (RH) Seal
Ski-Doo™				
GRAND TOURING SE 800	2001	720-3095		720-3095
MXZ 380	2001	720-3083		720-3083
MX Z 600	2000-01	720-3083		
MX Z 700	2000-01	720-3095		
MXZX 600	2001	720-3083		
MXZX 700	2001	720-3095		
NORDIC 371	1969	720-3012		720-3083
NORDIC 371, 399	1970-71	720-3012		
NORDIC 377	1981-83	720-3083		720-3011
NORDIC 377	1981-83			720-3083
NORDIC 440	1972	720-3012		
NORDIC 50,60	1987-90			720-3011
NORDIC 50,60	1987-90			720-3083
NORDIC 50,60	1991	720-3083		720-3083
NORDIC 50,60 1991	1991	720-3083		720-3009
NORDIC TNT 399	1970	720-3012		
OLYMPIC 250(MONO)	1965-68	720-3011		720-3011
OLYMPIC 300(MONO)	1969-77	720-3011		720-3095
OLYMPIC 300, S	1969-77	720-3011		720-3011
OLYMPIC 300,340	1975	720-3012		
OLYMPIC 320	1969	720-3011		
OLYMPIC 335	1970	720-3011		720-3008
OLYMPIC 335	1970	720-3011		720-3011
OLYMPIC 335	1971-72			720-3083
OLYMPIC 335	1971-72			720-3009
OLYMPIC 340	1979			720-3009
OLYMPIC 340,400	1973-74	720-3012		
OLYMPIC 388	1971-72	720-3012		720-3011
OLYMPIC 440 1976	1976	720-3012		720-3011
OLYMPIC TNT 292, 340	1970	720-3011		
OLYMPIC TNT 399	1969-70	720-3012		
SAFARI 377	1984-88			720-3009
SAFARI 377	1984-88			720-3083
SAFARI 477	1984-86			720-3083
SAFARI 503R	1988-89			720-3083
SAFARI CHEYENNE	1990-91	720-3083		720-3083
SAFARI CITATION 3500,E	1983-84	720-3087		
SAFARI CITATION 3500,E	1980-83	720-3087		
SAFARI CITATION 4500, E	1979-83			720-3009
SAFARI CITATION 4500, E,LS,LSE	1985-92	720-3087		
SAFARI LC,LCE,GLX	1990-92	720-3083	720-3096	
SAFARI RALLY 503,E	1993-94	720-3083		720-3083
SAFARI SAGA, SCOUT	1989-90			720-3083
SAFARI SCOUT	1991-92	720-3083		720-3083
SAFARI GRAND LUXE L/C	1985-86	720-3083	720-3096	
SAFARI L, LE, LX, LXE, DELUXE	1990-94	720-3083		
SAFARI L, LE, LX, LXE, DELUXE	1990-94	720-3083		720-3083
SKANDIC (ALL) F/C	1992-01	720-3083		720-3083
SKANDIC 277	1983	720-3087		
SKANDIC 277 F/C	1983	720-3087		
SKANDIC 335	1970	720-3011		
SKANDIC 377, 377R, 503	1982-87			720-3083
SKANDIC 380,500	1995-00	720-3083		720-3083
SKANDIC 600 WT L/C	2001	720-3083		
SKANDIC II 377,R 503	1992-94	720-3083		720-3083
SKANDIC SUPRE WT	1997-00	720-3083		
SKANDIC, WIDE TRACK LC	1997-00	720-3083		720-3083
STRATOS, E	1987-89			720-3083
SUMMIT X 670	1999	720-3083	720-3096	
SUMMIT 470,583	1994-98	720-3083	720-3096	
SUMMIT 500	1996-99	720-3083		
SUMMIT 500 , GT 500	1996-00	720-3083	720-3096	
SUMMIT 600	2000-01	720-3083		
SUMMIT 670	1994	720-3083	720-3096	720-3008
SUMMIT 670	1994	720-3083		
SUMMIT 670	1995-97	720-3083	720-3096	720-3008
SUMMIT 700	2000-01	720-3095		
SUMMIT X 670	1999	720-3083		
SUPER 370	1968			720-3008
SUPER ALPINE 370 TWIN	1967-69			720-3083
SUPER OLYMPIC	1966, 68	720-3011		
TNT 294 F/C	1973			720-3011
TNT 340 F/C	1972-75	720-3012		
TNT 399 F/C	1969			720-3083
TNT 400 F/A	1972	720-3012		720-3011
TNT 400 F/A	1972	720-3012		
TNT 440 F/A	1972-73	720-3012		720-3011

CRANKSHAFT OIL SEALS

CODE = B KEYWORD = 16

Models	Year	PTO (LH) Seal	Center Seal	Mag (RH) Seal
Ski-Doo™				
TNT 440 F/A	1972-73	720-3012		
TNT 440 F/C	1975	720-3012		
TNT 440 F/C	1971-73	720-3012		720-3009
TNT 640, 775 F/C	1971-72			720-3008
TNT 669 F/C	1969			720-3083
TOURING 380	2001	720-3083		720-3083
TOURING 500 L/C	2000	720-3083	720-3096	720-3008
TOURING 500 L/C	2000-01	720-3083		720-3083
TOURING E,L,LE,SLE	1995-96	720-3083		720-3083
TOURING E,L,LE,SLE	1995-00	720-3083		720-3083
TUNDRA II, LT	1994-98	720-3083		
TUNDRA II, LT	1993	720-3083		
TUNDRA II, LT	1993-98	720-3087		
TUNDRA R	1999-00	720-3083		720-3083
TUNDRA R	1999-02	720-3083		
TUNDRA, LT	1985-92	720-3087		720-3083
TUNDRA, LT	1985-92	720-3087		
VALMONT 399R,ER	1971	720-3012		
VALMONT 440R, ER	1972-73	720-3012		

Models	Year	PTO (LH) Seal	Center Seal	Mag (RH) Seal
JLO™				
2F-295-1		720-3007		
2F-340-5		720-3007		
2F-400-7		720-3007		
2F-440-7		720-3007		
L295 292 CC (MONO)		720-3008		
L340 336 CC (MONO)		720-3008		
LR 295 295CC (MONO)		720-3007		
LR 340/2 339 CC (TWIN)		720-3007		
LR 340/2 339CC(TWIN)		720-3007		
LR 399/2 398 CC(TWIN)		720-3007		
LR 399/2 398 CC(TWIN)		720-3007		
LR 440/2 440 CC(TWIN)		720-3007		
R340 338 CC (MONO)		720-3008		

Models	Year	PTO (LH) Seal	Center Seal	Mag (RH) Seal
John Deere™				
400	1973-77	720-3009		
SPORTFIRE 440		720-3057		
500	1972-74	720-3009		
600	1972-75	720-3009		
800	1975	720-3009		
CYCLONE 340,440	1976-78	720-3009		
JDX2SP	1974-75	720-3009		
JDX6	1974-75	720-3009		
JDX8	1973-75	720-3009		
LIQUIFIRE 340,440	1976-78	720-3009		

Models	Year	PTO (LH) Seal	Center Seal	Mag (RH) Seal
Kawasaki™				
Astro 340 / 440	77	—	720-3088	—
Drifter 340 F/A	79-80	—	720-3088	—
Drifter 440	79-80	720-3057	720-3088	—
Drifter 340 / 440	81	—	720-3088	—
Intriguer 440	78	720-3057	720-3088	—
Intruder 440	78-82	—	720-3088	—
Invader 340	78-80	—	720-3088	—
Invader 440	78-81	—	720-3088	—
Inviter 340	78	—	720-3088	—

KAWASAKI-CENTRE SEAL

Part No.	Code	Keyword
720-3088	B	CLR



Models	Year	PTO (LH) Seal	Mag (RH) Seal
Kohler™			
K-195-1		720-3008	720-3008
K295-1T		720-3008	720-3008
K295-2AX		720-3008	
K-335-1,K-440-2,K-618-2		720-3008	720-3008
K-340-2, K-340-2AX		720-3008	
K-399-2, RK-339-2, RK-440-2		720-3008	720-3008
K-440-2SS,K-440-3RS			720-3008
K440-2T		720-3008	720-3008

Models	Year	PTO (LH) Seal	Mag (RH) Seal
Moto-Ski™ (Rotax)			
FUTURA 340	1975	720-3012	
FUTURA 440	1975-76	720-3012	
FUTURA 500, L/C, F/C	1980-82		720-3083
MIRAGE 300	1979		720-3011
MIRAGE I 277	1980-82	720-3087	720-3081
MIRAGE II 377	1980-83		720-3083
MIRAGE II, SPECIAL 377	1980-82		720-3083
MIRAGE III 377	1985		720-3083
NUVIK 300, 340 F/C	1975	720-3012	
SONIC 340 F/A	1976-78		720-3083
SONIC 464 F/A	1984		720-3083
SONIC 503 F/A	1982		720-3083
SPIRIT 250 (MONO)	1976-83	720-3011	720-3011
SUPER SONIC 354 L/C	1979-81		720-3083
ULTRA SONIC 454 L/C	1980-82		720-3083

Models	Year	PTO (LH) Seal	Mag (RH) Seal
Polaris™			
APOLLO 340	1979-80	720-3033	
CENTURION 500	1979-82	720-3036	720-3036
CHARGER 294, 335, 432	1971	720-3033	
CHARGER 295, 400, 530	1972-73	720-3033	
CHARGER 398,488	1971	720-3033	
CHARGER S/S, 400, 530	1972	720-3033	
COBRA 340	1978-79	720-3033	
COBRA 440	1978-79	720-3029	720-3029
COLT 250	1975-78	720-3033	720-3033
COLT 250, 295	1972-74	720-3033	720-3033
COLT 340	1972,75-76	720-3033	720-3033

COLT S/S	1972-78	720-3033	720-3033
COLT S/S 250	1974-78	720-3033	720-3033
COLT S/S 295	1972-74	720-3033	720-3033
COLT S/S 340	1972-78	720-3033	
CUSTOM II 250	1974	720-3033	720-3033
CUSTOM II 400, 530	1973-74	720-3033	720-3033
CUTLASS 340	1981	720-3033	720-3033
CUTLASS SS 440	1981-82		720-3033
CUTLASS SS, E, TXC 440	1981-82	720-3036	
ELECTRA 250	1975-77	720-3033	720-3033
ELECTRA 340 / 440	1974-77	720-3029	720-3029
GALAXY 340	1980	720-3033	
GALAXY 440	1980-81	720-3029	720-3029
GEMINI 244 (MONO)	1979-81, 83	720-3033	720-3033
GEMINI 250 (TWIN)	1979-80	720-3033	
INDY 340	1980-82	720-3036	720-3036
INDY 340 DLX, TOURING	1999-01	720-3036	720-3036
INDY 400	1992-95	720-3036	720-3036
INDY 440	1992-95	720-3036	720-3036
INDY 440	1996-98		720-3036
INDY 500 (ALL)	1989-95	720-3036	720-3036
INDY 500 (ALL)	1996-03	720-3037	720-3036
INDY 600, LE, SE	1983-87	720-3036	720-3036
INDY 650	1988-92	720-3094	720-3036
INDY CROSS COUNTRY	1983	720-3036	720-3036
INDY RXL, SKS	1990-97	720-3094	720-3036
INDY RXL, SKS, EFI	1991-97	720-3036	
INDY SPORT, GT	1987-00	720-3036	720-3036
INDY SPORT, SPORT GT	1991-99	720-3036	
INDY SPORT, SUPER, SS GT	1987-90	720-3036	
INDY STAR, LT, STARTRAK	1983-90	720-3033	
INDY STAR, LT, STARTRAK , STAR LITE	1983-92	720-3033	720-3033
INDY STAR LITE, GT	1993-95	720-3036	720-3036
INDY SUPER SPORT	1983-86	720-3036	720-3036
INDY SUPER SPORT	1994-97	720-3036	720-3036

TERMS & INDEX

NEW

HELMETS

HELMET ACCESSORIES

APPAREL

ACCESSORIES

TRACKS & SUSPENSION

STEERING

TRANS MISSION

PLOW & WINCH

WIND SHIELDS

BRAKES & CARB.

ENGINE PARTS

ELECTRICAL

TRAILER

CHEMICALS

TECH & TOOLS

P.O.P

CRANKSHAFT OIL SEALS

CODE = B

KEYWORD = 16

Models	Year	PTO (LH) Seal	Mag (RH) Seal
Polaris™			
INDY SUPERTRAK	1989-91	720-3036	720-3036
INDY SUPERTRAK	1991-93	720-3036	
INDY TRAIL	1983-98	720-3036	720-3036
INDY TRAIL 440	1986-87	720-3036	
INDY TRAIL 488	1983-86	720-3036	
INDY TRAIL TOURING SS	1997-99	720-3036	
INDY TRAIL, DELUXE	1994-95	720-3036	
INDY TRAIL, DELUXE, SP, ES, SKS	1988-98	720-3036	
INDY TRAIL, WIDE TRACK GT	1994-97	720-3036	
INDY TRANSPORT	1996-99	720-3036	
INDY TRANSPORT	1997-98	720-3036	720-3036
INDY TRIUMPH	2000	720-3036	720-3036
INDY TX-L 340	1977-82	720-3036	720-3036
INDY TX-C 340	1979	720-3033	
INDY TX-C 340	1980	720-3036	720-3036
INDY TX-C 440	1981-82	720-3036	720-3036
INDY WIDE TRACK LX	1990-95	720-3036	720-3036
INDY WIDE TRACK LX	1993-96	720-3036	
INDY WIDETRCK GT	1995-97	720-3036	720-3036
INDY XCF	1997-98	720-3036	
INDY XCF	1998-99	720-3036	720-3036
INDY XCR 440	1992-95	720-3036	720-3036
INDY XCR 440	1996-97	720-3036	
INDY XCR 600	1995-96	720-3036	720-3036
INDY XC 600	1997	720-3036	720-3036
INDY XLT (ALL)	1993-99	720-3036	720-3036
INDY XLT CLASSIC, TOURING	1998-99	720-3036	
INDY XLT SP, XC, LTD SP	1997-99	720-3036	720-3036
INDY XLT SPECIAL XTRA	1994	720-3036	720-3036
INDY XLT TOURING, SP, RMK	1995	720-3036	720-3036
INDY XLT, RMK, XLT SP	1996	720-3036	720-3036
INDY XLT, SKS PT	1995	720-3036	720-3036
INDY XLT, SKS, RMK, TOURING	1997	720-3036	720-3036
INDY XLT, SKS, SP	1992-94	720-3036	720-3036
INDY XLT, TOURING, SKS	1996	720-3036	720-3036
INDY XLT, SKS, SP TOURING	1993-97		720-3036
INDY, CARB, SKS, RMK	1996-97		720-3036
INDY, CLASSIC, SKS, RMK, EFI	1996-97		720-3036
INDY, CLASSIC, SKS, SP, SPX, EFI	1989-95	720-3036	720-3036
INDY, INDY SKS	1988-90	720-3036	720-3036
INDY, INDY SKS 440	1993-95	720-3036	720-3036
INDY, STARLITE, GT	ALL		720-3036
INDYB STARLITE	1991-92	720-3033	720-3036
INDYLITE, DELUXE, GT	1991-01	720-3036	720-3036
INDYSPORT	1983		720-3036
LONG TRACK, LT REVERSE	1983-90	720-3036	720-3036
MUSTANG 328	1971	720-3033	720-3036
MUSTANG 400,530	1972-73	720-3033	720-3036
MUSTANG 488	1971	720-3033	720-3036
PLAYMATE 175	1971		720-3036
SPORT, SST, SUPER SPORT	1983-87	720-3036	720-3036
SPRINT, SPRINT ES	1986-90	720-3036	720-3036
STAR, STAR ES	1985	720-3036	720-3036
STARFIGE 250,340	1976	720-3033	720-3036
TC 175	1974-75		720-3036
TC 250	1974-75	720-3033	720-3036
TRIUMPH	2000		720-3036
TX 250	1974-79	720-3033	720-3036
TX 295, 400, 440	1873	720-3033	720-3036
TX 335	1972	720-3033	720-3036
TX 340	1973-79	720-3033	720-3036
TX 340	1980		720-3036
TX 440	1974-80		720-3036
TX 500	1972-73	720-3033	
TX CHARGER 335, 398,432	1971	720-3033	
TX RACER 294,335,439	1971-72	720-3033	
TX RACER 398,432	1971	720-3033	

Models	Year	PTO (LH) Seal	Mag (RH) Seal
Sachs™			
SA-280, SA-290, SA-290SS	1968-75	720-3009	720-3009
SA-280,290(1 ST SERIES)	1968-75	720-3009	720-3009
SA-280A	1968-75	720-3009	720-3009
SA-340C	1968-75		720-3009
Models			
Sno-Jet™			
ASTRO JET 292	1976	720-3025	
ASTRO JET 295	1974-76	720-3026	
ASTRO JET 340	1974		720-3039
ASTRO JET 440	1974		720-3039
ASTRO SS 295	1974	720-3026	
ASTRO SS 340	1974-76	720-3025	720-3039
ASTRO SS 440	1974-76		720-3039
SABRE JET 433	1974		720-3039
SST 292	1972-74	720-3026	
SST 338,433	1972-74		720-3039
SST 340, 440	1977	720-3025	
SST 340 F/A, 440 F/A	1975	720-3025	720-3039
SST 440 F/C	1975-76	720-3025	720-3039
SST FC	1976	720-3025	720-3039
STAR JET 292	1972-73	720-3026	
STAR JET 340, 440	1972-73		720-3039
THUNDER JET 340 F/A, 440 F/C	1974-75	720-3025	720-3039
WHISPER JET 440	1973-75		720-3039
Models			
Yamaha™			
BR 250F / EC 340F * / ET 300F / 340F / 340TF	1982	720-3020	
BR 250G * / EC 340G / ET 300G / 340G / 340TG	1983	720-3020	
BR 250H / 250TSH * / EC 340H * / ET 300H / 340H / 340TH	1984	720-3020	
BR 250J / 250TJ / 250TSJ * / EC 340J * / ET 340J / 340TJ	1985	720-3020	
BR 250K / 250TK / 250TSK * / EC 340J * / ET 340J / 340TJ	1986	720-3020	
BR 250L / 250TL / 250TSL * / EC 340L * / ET 340L / 340TL / 340TRL	1987	720-3020	
BR 250M / 250TM / 250TSM * / EC 340M * / ET 340M / 340TM, TRM	1988	720-3020	
BR 250N / TN / TSN * / CS 340EN * / ET 400 TN TRN	1989	720-3020	
BR 250P / TP / TSP CS 340EP * / ET 400TP / TRP	1990	720-3020	
BR 250R / TR / TSR * / CS 340ER / ET 400TR / TRR	1991	720-3020	
BRAVO BR 250,T,TS	1982-88		720-3020
BRAVO BR 250,TS	1989-00		720-3020
CS 340 / 340E	1989-00		720-3020
EC 340	1981	720-3021	
EC 340E / ET 340E / 340TE	1981	720-3020	
EC 540	1979	720-3025	
EC 540	1980	720-3025	
EC 540S	1982	720-3025	
EI 340B	1978	720-3020	
EL 433, GP 338, SW 433	1973		720-3020
ENTICER 300, 340	1978-84	720-3021	720-3020
ENTICER 340	1985-88	720-3021	720-3020
ENTICER ET 300, 340	1978-84	720-3021	720-3039
ENTICER ET 340	1985-88	720-3021	720-3020
ENTICER ET 400, 410	1989-91		720-3039
ENTICER ET 400,410	1992-00		720-3039
ENTICER ET340B-M,TM,TRM	1978-88		720-3039

CRANKSHAFT OIL SEALS

CODE = B

KEYWORD = 16

Models	Year	PTO (LH) Seal	Mag (RH) Seal
Yamaha™			
ENTICER ET340TF,TG,TH	1982-84		720-3039
ENTICER ET340TRN,TRP	1989-90		720-3039
ET 250	1977-79		720-3039
ET 250	1980		720-3039
ET 300C / 340C / 340EC	1979	720-3020	
ET 300D / 340D / 340ED	1980	720-3020	
EW 433, GP 433, SL 433	1972-73		720-3020
EX 340, 440	1978	720-3025	
EX 340, 440,SRX 340,440	1976-77	720-3025	
EX 440	1979-81	720-3025	
EXCEL 340	1982-88		720-3020
EXCEL EC	1982-88	720-3021	720-3039
EXCEL EC340E-M	1981-88		720-3039
EXCITER 340, 440	1976-81	720-3025	720-3039
EXCITER EX 570	1987-93		720-3039
GP 292	1972-75	720-3026	
GP 300	1976	720-3026	720-3020
GP 338	1973-75		720-3039
GP 338, SL 338, 433, TW 433	1974		720-3020
GP 396	1971		720-3039
GP 396, SR 433,SS 433	1971		720-3020
GP 433	1972-75		720-3039
GP 440	1976-78		720-3039
GP 643	1972-73		720-3039
GPX 338, 433	1974-75	720-3025	720-3039
INVITER CF 300	1986		720-3039
INVITER CF 300	1987-89		720-3039
Ovation CS 340	1989-00		720-3039
PHAZER 500	1999-00		720-3039
PHAZER 500 M.L.	2000		720-3039

Models	Year	PTO (LH) Seal	Mag (RH) Seal
Yamaha™			
PHAZER MOUNTAIN 480	1999		720-3039
PHAZER PZ 480	1988-89		720-3039
SL 292	1971-73	720-3026	
SL 338	1971-73		720-3039
SL 338, 396	1969		720-3039
SR 292	1973	720-3026	
SR 433,533	1972		720-3039
SR 433,643	1973		720-3039
SR 540	1980-83	720-3025	
SRV 540	1984-87	720-3025	720-3039
SRV 540	1988-91	720-3025	720-3039
SRX 440	1979-80	720-3025	720-3039
SRX 440	1981	720-3025	720-3039
SRX 440,SSR 440	1978	720-3025	720-3039
SS 338, 396	1970		720-3039
SS 440	1981-83	720-3025	
SS 440	1980	720-3025	720-3039
SS 540	1980	720-3025	
STX 340,440	1976-77	720-3025	
SW 396, SW 433E	1971		720-3039
TL 433	1974-75		720-3020
VENTURE VT, TF 480	1991-00		720-3039
VK 540	1988-91	720-3025	720-3039
VK 540	2017-20	720-3025	720-3039
VK 540 II	1993-98	720-3025	720-3039
VK 540 III	1999-05	720-3025	720-3039
VMX 540	1983-91		720-3039
XL 540	1985-88	720-3025	720-3039
XL 540	1989-90	720-3025	

TERMS & INDEX
NEW
HELMETS
HELMET ACCESSORIES
APPAREL
ACCESSORIES
TRACKS & SUSPENSION
STEERING
TRANS MISSION
PLOW & WINCH
WIND SHIELDS
BRAKES & CARB.
ENGINE PARTS
ELECTRICAL
TRAILER
CHEMICALS
TECH & TOOLS
P.O.P

SPX CRANKSHAFT BEARINGS



Part No.	Code	Keyword
720-8000	B	16

OEM# 3514310

KOYO 6207 9BA

I.D. (mm)	O.D (mm)	Height (mm)
35	72 / 47.8	24 / 17

Model	Year
Polaris™	
440 XC SP	2000
440 XCR SP	1999
500 CLASSIC	2003
500 RMK	2000-02
500 SKS EURO	2002
500 XC /SP	1999-02
500 XC SP /EDGE	2003-07
600 AXYS INDY	2021
600 AXYS PRO RMK	2016-21
600 AXYS SWITCHBACK	2021
600 CLASSIC	2001-06
600 CLASSIC TOURING	2001-04
600 CLEANFIRE SWITCHBACK	2007
600 DRAGON SP /EURO	2009
600 DRAGON SWITCHBACK	2008-10
600 EDGE TOURING	2005-06
600 HO FUSION	2006
600 HO IQ LX CLEANFIRE	2007
600 INDY ADVENTURE	2020-21
600 INDY SP	2013-21
600 INDY VOYAGEUR	2015-16
600 INDY XC	2019-20
600 INDY XCR	2020-21
600 IQ /EURO	2009
600 IQ DRAGON	2008
600 IQ LX	2008
600 IQ LXT	2011-15
600 IQ RACER	2008
600 IQ SHIFT /INTL	2009-12
600 IQ TOURING /EURO	2007-12
600 PRO RIDE RUSH	2010
600 PRO RMK	2012-15
600 PRO X	2001-04
600 RMK	1999-21
600 RMK SHIFT	2008
600 RR /EURO	2008-09
600 RUSH /ES	2011-13
600 RUSH PRO R/PRO S	2011-20
600 RUSH PRO X	2015-16
600 RUSH XCR	2017-19
600 SHIFT	2011
600 SKS EURO	1999
600 SWITCHBACK	2004-07

Model	Year
Polaris™	
600 SWITCHBACK /ES	2010-14
600 SWITCHBACK ADVENTURE	2012-19
600 SWITCHBACK ASSAULT	2014-20
600 SWITCHBACK PRO R/PRO S	2012-21
600 SWITCHBACK PRO X	2015-17
600 SWITCHBACK SP	2017-19
600 SWITCHBACK XCR	2018-21
600 TOURING	2000
600 VOYAGEUR	2014-21
600 WIDETRAK IQ	2010-17
600 XC /SP/EDGE	1999-03
700 CLASSIC	2001-04
700 CLASSIC TOURING	2003-04
700 CLEANFIRE DRAGON	2007
700 DRAGON /SWITCHBACK	2008
700 EDGE RMK	2003
700 EV XC SP EDGE	2001
700 IQ DRAGON	2008
700 IQ LX	2008
700 PRO X	2003-04
700 RMK	1999-08
700 SKS	1999-03
700 SKS EURO	1999-00
700 SWITCHBACK	2004
700 XC /SP	1999-02
700 XC SP EDGE	2003-05
800 CLASSIC	2004
800 CLASSIC TOURING	2003-04
800 EDGE TOURING	2005
800 LE	2001
800 PRO X	2003-04
800 PRO XR	2004
800 RMK	2000-05
800 SKS	2003
800 SWITCHBACK	2004-05
800 XC SP	2001-02
800 XC SP /EDGE	2003-05
DRAGON RMK	2007
FRONTIER CLASSIC	2003-04
FRONTIER TOURING	2003-05
INDY FRONTIER	2002
IQ SHIFT /EURO	2008

Application continues on the next page



TERMS & INDEX
NEW
HELMETS
HELMET ACCESSORIES
APPAREL
ACCESSORIES
TRACKS & SUSPENSION
STEERING
TRANS MISSION
PLOW & WINCH
WIND SHIELDS
BRAKES & CARB.
ENGINE PARTS
ELECTRICAL
TRAILER
CHEMICALS
TECH & TOOLS
P.O.P

SPX CRANKSHAFT BEARINGS



Part No. Code Keyword
720-8001 B 16

OEM# 3514361, 3585501, 3585503
KOYO 6207 YA3 LD

I.D. (mm)	O.D. (mm)	Height (mm)
35	72	17

Model	Year
Polaris™	
440 IQ	2005-07
440 PRO X	2001-03
440 PRO XR	2004
440 XC SP	2000
440 XCR	1997-99
440 XCR SP	1999
500 CLASSIC	2003
500 XC	1999-02
500 XC EDGE	2003
500 XC SP	1999-07
500 XC SP	2002
500 XC SP EDGE STOCK B	2006
500 XC SP EDGE X/M-10 F/O	2003
500/600 XC SP EDGE/M-10	2004-05
600 CLASSIC	2002-06
600 CLASSIC EDGE	2001
600 CLASSIC TOURING	2001-03
600 EDGE TOURING	2006
600 HO FUSION F/O	2006
600 HO IQ F/O	2007
600 HO RMK 144 F/O	2006
600 HO SWITCHBACK F/O	2006-07
600 PRO X	2001-02
600 RMK	1998-00
600 RMK 136	2001
600 RMK 136 BUILT BEFORE 3/1/01	2002
600 RMK 144	2003
600 RMK 144/155	2007
600 RR EURO	2009
600 TOURING	2000
600 XC	1998-99
600 XC DELUXE	2000
600 XC SP	1999-02
600 XC SP EDGE	2000
600 XC SP F/O	2002
600 XC SP M-10 F/O	2002
600/700/800 PRO X/PRO X2	2004
700 CLASSIC	2001-03
700 EDGE RMK CC BUILT BEFORE 1/01/02	2003
700 EV XC SP EDGE	2001
700 RMK	1997-00
700 RMK 136/144	2001-02
700 SKS	1997-02
700 XC	1997-99
700 XC SP	1999-02
700/800 CLASSIC	2004
700/800 CLASSIC TOURING	2003
700/900 FUSION F/O	2006
800 LE	2001
800 PRO XR	2004
800 RMK	2000
800 RMK 144/151	2001
800 RMK 159 F/O BUILT AFTER 1/01/02	2003
800 RMK 159 VERTICAL ESCAPE	2003
800 RMK F/O 144 /STOCK	2002
800 RMK F/O 151 BUILT BEFORE 3/1/01	2002
800 RMK F/O 151 STOCK	2002
800 RMK F/O 156	2002
800 RMK SP 144/151	2001
800 XC SP	2001
800 XC SP F/O BUILT AFTER 3/1/01	2002

Model	Year
Polaris™	
800 XC SP M-10 F/O	2002
800 XC SP STOCK	2002
900 FUSION	2005
900 RMK ALL OPTIONS	2005
900 SWITCHBACK	2005
EURO 600 RMK	1998
EURO 700 RMK	1998
EURO 700 SKS	1997-00
EURO 700 XC	1998
EUROPEAN 600 SKS	1999
EUROPEAN 700 SKS	1999
FRONTIER CLASSIC BUILT BEFORE 1/01/02	2003
ATV	
FOREST 800 6X6	2015
HAWKEYE 325 2X4	2015
SPORTSMAN 600	2003-05
SPORTSMAN 700	2002-07
SPORTSMAN 800 EFI	2005-14
SPORTSMAN 800 EFI 6X6	2009-14
SPORTSMAN 800 HO EFI	2008-09
SPORTSMAN ACE	2014-15
SPORTSMAN ETX EFI	2015
SPORTSMAN FOREST 800	2012-13
SPORTSMAN FOREST 800 6X6	2012-13
SPORTSMAN MV7	2005
SPORTSMAN TOURING 800 EFI	2008-09
SPORTSMAN X2 700 EFI	2008
SPORTSMAN X2 800 EFI	2007-09
UTV	
ACE 325 EFI	2016
RANGER 4X4 700 EFI ALL OPTIONS	2006-09
RANGER 4X4 700 EFI CREW	2006-09
RANGER 4X4 800 EFI ALL OPTIONS	2010-14
RANGER 4X4 800 EFI CREW	2010-14
RANGER 6X6 800	2010-16
RANGER 800 EFI MIDSIZE	2013-14
RANGER ETX	2015-16
RZR "S" 800 EFI	2009-14
RZR 4 800	2010-14
RZR 800 EFI	2008-14
PWC	
GENESIS FFI	2000
GENESIS FICHT	1999
GENESIS I	2001-04
HURRICANE	1996-97
INT'L GENESIS	2002
INT'L GENESIS FFI	2000
INT'L GENESIS FICHT	1999
INT'L GENESIS I	2001-02
INT'L HURRICANE	1996-97
INT'L PRO 1200	2001
INT'L SL 700	1996-97
INT'L SL 900	1996
INT'L SLH	1999-00
INT'L SLT 700	1996
INT'L SLTH	1998-99
INT'L SLTH	1999
INT'L SLTX	1996-99
INT'L SLX	1999-01
INT'L VIRAGE TX	2000-01

NTN CRANKSHAFT BEARINGS



See Pages 786-788 for Applications

TERMS & INDEX

NEW

HELMETS

HELMET ACCESSORIES

APPAREL

ACCESSORIES

TRACKS & SUSPENSION

STEERING

TRANS MISSION

PLOW & WINCH

WIND SHIELDS

BRAKES & CARB.

ENGINE PARTS

ELECTRICAL

TRAILER

CHEMICALS

TECH & TOOLS

P.O.P



Part No. Code Keyword
720-1023 B 16

Bearing No: 6206JRXW3-1C4
Measurements: 30 x 62 x 16
Description: Pin



Part No. Code Keyword
720-1024 B 16

Bearing No: 3206X6JR-W3
Measurements: 30 x 62 x 16
Description: Groove/Pin
Application: 6206W3-1



Part No. Code Keyword
720-1061 B 16

Bearing No: 5206C4
Measurements: 30 x 62 x 24
Description: Plain



Part No. Code Keyword
720-1062 B 16

Bearing No: 5206V19
Measurements: 30 x 62 x 24
Description: Pin



Part No. Code Keyword
720-1064 B 16

Bearing No: 6207X26JRXW3-1C4
Measurements: 35 x 72 x 17
Description: Pin
Application: Polaris 3084544



Part No. Code Keyword
720-1065 B 16

Bearing No: 6307X31JRXNX9RW3
Measurements: 35 x 80 x 21
Description: Groove/Pin
Application: Polaris 3084546



Part No. Code Keyword
720-1067 B 16

Bearing No: 6007X7JR2W3C4
Measurements: 35 x 62 x 14
Description: Pin



Part No. Code Keyword
720-6027 B 16

Bearing No: 6206NRC3
Measurements: 30 x 62 x 16
Description: Groove



Part No. Code Keyword
720-6029 B 16

Bearing No: 6305NRC3
Measurements: 25 x 62 x 17
Description: Groove



Part No. Code Keyword
720-6031 B 16

Bearing No: 6207NRC3
Measurements: 35 x 72 x 17
Description: Groove



Part No. Code Keyword
720-6127 B 16

Bearing No: 6206NRC3
Measurements: 30 x 62 x 16
Description: Groove
Application: Rotax



Part No. Code Keyword
720-6131 B 16

Bearing No: 6207NRC4
Measurements: 35 x 72 x 17
Description: Groove

All dimensions are in millimeters



Part No. Code Keyword
720-6132 B 16

Bearing No: 6208NRC4
Measurements: 40 x 80 x 18
Description: Pin



Part No. Code Keyword
720-6209 B 16

Bearing No: 6307GPC4
Measurements: 35 x 80 x 21
Description: Groove/Hole



Part No. Code Keyword
720-6226 B 16

Bearing No: 6205-NRC4
Measurements: 25 x 52 x 15
Description: Groove



Part No. Code Keyword
720-6235 B 16

Bearing No: 6207-GPC4
Measurements: 35 x 72 x 17
Description: Groove/Pin

NTN CRANKSHAFT BEARINGS

See Pages 786-788 for Applications




Part No. Code Keyword
720-6241 B 16

Bearing No: 62/32 GPC4
Measurements: 35 x 65 x 17
Description: Groove/Ring/Pin



Part No. Code Keyword
720-6246 B 16

Bearing No: 6307PC4
Measurements: 35 x 80 x 21
Description: Pin



Part No. Code Keyword
720-6257 B 16

Bearing No: 6306NRC4
Measurements: 30 x 72 x 19
Description: Snap Ring



Part No. Code Keyword
720-6269 B 16

Bearing No: 5207S9C4
Measurements: 35 x 72 x 27
Description: Pin



Part No. Code Keyword
720-6273 B 16

Bearing No: 6304NRC4
Measurements: 20 x 52 x 15
Description: Groove

All dimensions are in millimeters



Part No. Code Keyword
720-1118 C 16

Bearing No: 3208/1DW11
Measurements: 40 x 83 x 30
Description: Roller/Hole



Part No. Code Keyword
720-1121 C 16

Bearing No: 6207GSPC4
Measurements: 35 x 72 x 17-18.2
Description: Groove/Pin/Sealed



Part No. Code Keyword
720-1123 C 16

Bearing No: 5206-S9
Measurements: 30 x 62 x 23.8
Description: Pin



Part No. Code Keyword
720-1125 B 16

Bearing No: 6205-C4
Measurements: 25 x 52 x 15
Description: Plain



Part No. Code Keyword
720-1127 B 16

Bearing No: 6206-C4
Measurements: 30 x 62 x 16
Description: Plain



Part No. Code Keyword
720-1138 C 16

Bearing No: 6209/1DYR1LT
Measurements: 45 x 90 x 19
Description: Groove/Hole



Part No. Code Keyword
720-1150 C 16

Bearing No: 83A726-E
Measurements: 35 x 80 x 21
Description: Groove/Hole



Part No. Code Keyword
720-1158 C CLR

Bearing No: 35NQ5528W11
Measurements: 35 x 55 x 28
Description: TBA



Part No. Code Keyword
720-1162 C 16

Bearing No: 22075/1DYR1W
Measurements: 35 x 75 x 23
Description: TBA



Part No. Code Keyword
720-1168 C 16

Bearing No: DG3572201C4
Measurements: 35 x 78 x 20
Description: TBA


CRANKSHAFT BEARINGS

See Pages 786-788 for Applications



Part No. 720-1170 **Code** C **Keyword** 16

Bearing No: 5208C4
Measurements: 40 x 80 x 30.2
Description: TBA



Part No. 720-1174 **Code** C **Keyword** 16

Bearing No: 804551
Measurements: 30 x 62 x 18/19
Description: TBA



Part No. 720-1175 **Code** C **Keyword** 16

Bearing No: DG3278J50
Measurements: 32 x 78 x 16.5
Description: Groove/Hole



Part No. 720-1177 **Code** C **Keyword** 16

Bearing No: 83B207
Measurements: 32 x 72 x 30
Description: Hole

CRANKSHAFT BEARING APPLICATION

CODE = B

KEYWORD = 16



See Pages 784-786 for Images

Description	Year	PTO	Centre	MAG	
Arctic Cat™					
2 Cylinders Fan Cooled					
(AA) 275-340 F/C	76-80	Use OEM	Use OEM		
(A) 340 F/C INJEC.	87-94	Use OEM	Use OEM		
(DD) 570 F/C	02-05	720-1158			
(DD) 570 F/C	10-12	720-1158			
Description	Year	PTO	Centre	MAG	
Arctic Cat™					
2 Cylinders Liquid Cooled					
(E) 440 I/C	87-89	Use OEM	Use OEM	Use OEM	
(G) 530 I/C		Use OEM	Use OEM	Use OEM	
(WL) 650 I/C Wildcat	88-90	Use OEM			
(PP) F6-F7 CARBU	04			720-1162	
(P) F6-F7 EFI	03-05			720-1162	
(I) ZL-ZR 800-900	01	720-1118			
(U) ZL-ZR 800-900	02-06	720-1118			
(ZR) 800-900 L/C CARBU	02-05	720-1118			
(AA) 1 000cc	07		Use OEM	Use OEM	
(FF) 800 M8-F8	07-09			720-1162	
(CF) 800 M8-F8				720-1162	
Description	Year	PTO	Centre 1	Centre 2	MAG
Arctic Cat™					
3 Cylinders Liquid Cooled					
(N) 800-900	93-00	720-1138	720-1138	720-1138	720-1138
(O)1000 I/C	98-02	720-1138	720-1138	720-1138	720-1138
Balancer Shaft			Centre		MAG
(BB) 800-900-1000	93-00	720-1125	720-1125	720-1125	
Bal shaft					
(PE) Special shaft water pump		720-1125			
Description	Year	PTO	Centre	MAG	
BRP™ / Ski-Doo™					
1 Cylinder Liquid Cooled					
253 F/C	85-92	720-1024		720-1024	
Description	Year	PTO	Centre	MAG	
BRP™ / Ski-doo™					
2 Cylinders Free-air Twin					
RV340	75	720-1024	720-1024	720-1024	
Description	Year	PTO	Centre	MAG	
BRP™ / Ski-Doo™					
2 Cylinders Fan-Cooled					
ANCIEN (OLD) 250 F/C		720-1125	720-1125		
ANCIEN (OLD) 300 F/C		720-1125	720-1125		
343-401 F/C PTO TAPER	71-75		720-1024		
ANCIEN (OLD) 440	71-75			720-1024	
F/C VISSE					
440 F/C	76-79	720-1024	720-1024	720-1024	
377-447 F/C POINTS	80-81	720-1024	720-1024		
377-447 F/C NIPPO	82-89	720-1024	720-1024		

CRANKSHAFT BEARING APPLICATION

CODE = B

KEYWORD = 16

See Pages 784-786 for Images



Description	Year	PTO	Centre	MAG	
BRP™ / Ski-Doo™					
2 Cylinders Fan-Cooled					
377-447 F/C	97-05	720-1064 720-1064			
503 F/C POINTS	79-81	720-1024 720-1024			
503 F/C NIPPO	82-89	720-1024 720-1024	720-1024		
503 F/C	97-03	720-1064			
550 F/C,	03-05	720-1064 720-1121		720-1064	
With top needle					
Description	Year	PTO	Centre	MAG	
BRP™ / Ski-Doo™					
2 Cylinders Liquid Cooled					
250-340-440 Sno-Pro	77	720-1024 720-1024			
354-454 I/C	78-80	720-1024 720-1024	720-1024	720-1024 720-1024	
354-454-464 L/C NIPPO	81-82	720-1024 720-1024	720-1024	720-1024 720-1024	
440 I/C MXZ-X et 500 I/C	00-05	720-1064 720-1064			
444 I/C	77-79	720-1024 720-1024		720-1024	
454 I/C	95-98	720-1064 720-1064			
462 I/C	84-85	720-1024 720-1024	720-1024	720-1024	
462 I/C	86	720-1024 720-1024	720-1024	720-1024	
467 I/C	85-95	720-1024 720-1024	720-1024	720-1024 720-1024	
494 I/C	96-00	720-1064 720-1064			
500 I/C	03	720-1064 720-1121		720-1174	
532-536-537-582-583	85-99		720-1024	720-1024 720-1024	
583 I/C BOLT 9/16 ONLY	89		720-1024	720-1024 720-1024	
600 I/C black seal center 63mm	99	720-1064 720-1064			
600 I/C red seal center 66mm	00-02	720-1064 720-1064			
600 I/C HO seal center 76MM	03-05		720-1064	720-1121 720-1064	
500 SS I/C, 600 L/C red seal center 66 mm	03-07	720-1064 720-1121		720-1174	
600 L/C, MXZX RS	08		720-1064	720-1064 720-1064	
600 I/C HO SDI KEY 12H	04-07	Use OEM	720-1064	720-1064 720-1121 720-1064	
617-643	91-92		720-1024	720-1024 720-1024	
670 I/C,	95-99	720-1064 720-1064			
670 I/C HO, With top needle, Summit X	98-99	720-1064 720-1064			
700 I/C center seal 79 mm	99-00		720-1064	720-1064 720-1064	
700 I/C center seal 76mm	00		720-1064	720-1064 720-1064	
700 I/C (MGT BEARING SEAL)	01-02		720-1064	720-1121 720-1064	
700 I/C center 76mm	03-05		720-1064	720-1121 720-1064	
800 I/C	00-02		720-1064	720-1121 720-1064	
800 I/C HO ALL SUMMIT	03-05	Use OEM	720-1064	720-1121 720-1064	
800 I/C Grand Touring SE800 SDI	03	Use OEM	720-1064	720-1121 720-1064	
800 I/C Legend SE800 SDI	03-04	Use OEM	720-1064	720-1121 720-1064	
800 I/C MXZ	03		720-1064	720-1121 720-1064	
800 I/C HO MXZ-GSX	05	Use OEM	720-1064	720-1121 720-1064	
800 R I/C Summit X-RS	07-08	Use OEM	720-1064	720-1121 720-1064	
800 R PTEK	09-11	Use OEM	720-1121	720-1121 720-1064	
1000 I/C	05-07		720-1121	720-1121 720-1121	
Description	Year	PTO	Centre 1	Centre 2	MAG
BRP™ / Ski-Doo™					
3 Cylinders Liquid Cooled					
779 L/C	93-96		720-1064 720-1064	720-1064 720-1064	
809 L/C	97-98		720-1064 720-1064	720-1064 720-1064	
809 L/C WITH SEAL PTO	99-03		720-1064 720-1064	720-1064 720-1064	
Description	Year	PTO	Centre	MAG	
Polaris™					
1 Cylinder Fan Cooler					
(A) 250 F/C	85-95	720-1127 720-1127		720-1127	
Description	Year	PTO	Centre	MAG	
Polaris™					
2 Cylinders Fan Cooled					
(E) 340 F/C INJECTION OIL ALL		720-1127 720-1024		720-1127	
(F) 440-500 F/C		720-1127 720-1024	720-1127	720-1127	
(Z) 550 F/C 440 XCF	98-07	720-1064		720-1123	

TERMS & INDEX

NEW

HELMETS

HELMET ACCESSORIES

APPAREL

ACCESSORIES

TRACKS & SUSPENSION

STEERING

TRANS MISSION

PLOW & WINCH

WIND SHIELDS

BRAKES & CARB.

ENGINE PARTS

ELECTRICAL

TRAILER

CHEMICALS

TECH & TOOLS

P.O.P

CRANKSHAFT BEARING APPLICATION



CODE = B

KEYWORD = 16

See Pages 784-786 for Images

TERMS & INDEX
NEW
HELMETS
HELMET ACCESSORIES
APPAREL
ACCESSORIES
TRACKS & SUSPENSION
STEERING
TRANS MISSION
PLOW & WINCH
WIND SHIELDS
BRAKES & CARB.
ENGINE PARTS
ELECTRICAL
TRAILER
CHEMICALS
TECH & TOOLS
P.O.P

Description	Year	PTO		Centre		MAG		
Polaris™								
2 Cylinders Liquid Cooled								
(G) 440-500 L/C		720-1127	720-1024					
(H) 440 L/C XCR ONLY	94-95		720-1024					
(HH) 440 L/C XCR	96-97	Use OEM						
(I) 500 L/C	96-00	Use OEM						
(B) 500 L/C	00-10	Use OEM					720-1123	
(SS) 440 L/C PRO-X	98-03	720-1064	720-1168	720-1168	720-1168	720-1168	720-1064	
(SP) 440 L/C PROX	04-07	720-1064	720-1168	720-1168	720-1168	720-1168	720-1064	
(S) 440 L/C XCR SPECIAL USA ONLY	97	720-1064	720-1064	720-1168	720-1168	720-1168	720-1064	
(Y) 500-600 L/C (USA)	98-03	Use OEM	720-1064	720-1168	720-1168	720-1168	720-1064	
(SG) 500-600 PRO-X	04-09	Use OEM	720-1064	720-1168	720-1168	720-1168	720-1064	
(PP) 600-700 L/C	97-98		720-1064	720-1064			720-1064 720-1064	
(N) 600-700 L/C, Heavy duty PTO	97-98			720-1064			720-1064 720-1064	
(IQ) 600-HO	07-09		Use OEM	720-1168	720-1168	720-1168	720-1168 720-1064	
(C) IQ 600 2008	08		720-1168	720-1168	720-1168	720-1168	720-1168 720-1064	
(D) 700 L/C Dragon 2007/RMK 700 2008	08-10		Use OEM	720-1168	720-1168	720-1168	720-1168 720-1064	
(P) 600-700 L/C	99-05		720-1064	720-1064			720-1064 720-1064	
(PH) 600-700 L/C, Heavy duty PTO	99-05		720-1064	720-1064			720-1064 720-1064	
(FUJ) 700 L/C CLASSIC	06-10	720-1170	720-1170			720-1064	720-1064 720-1168	
(VM) 700 L/C FRONTIER (4 STROKE)	02-04	Use OEM						
(X) 800 L/C USA	00-05	Use OEM	720-1064	720-1064			720-1064 720-1064	
(XX) 800 L/C USA, Heavy duty PTO	00-05		720-1064	720-1064			720-1064 720-1064	
(D) 800L/C Dragon RMK RUSH 2008-2011	08-10		Use OEM	720-1168	720-1168	720-1168	720-1168 720-1064	
(FU) 900 I/C	05-06	720-1170	720-1170			720-1064	720-1064 720-1168	
Description	Year	PTO		Centre 1		Centre 2		MAG
Polaris™								
3 Cylinders Liquid Cooled								
(K) 580 L/C	92-94		720-1024					
(mono block)								
(L) 600 I/C	95-97		720-1024				720-1123	
(mono block)								
(T) 600 L/C WITH OIL JFT PTO (mono block)	97-00	720-1123	720-1024				720-1123	
(M) 600 SP I/C 680	96	720-1064						
L/C Ultra								
(J) 650 L/C CARB-RXL	85-98	720-1123	720-1024				720-1123	
(R) 600-680-700 L/C XCR Ultra	97-98	720-1064	720-1064					
(Q) 750-800 L/C STORM	93-98			720-1064 720-1064	720-1064 720-1064	720-1064 720-1064	720-1064 720-1064	
Description	Year	PTO		Centre		MAG		
Yamaha™								
1 Cylinder Fan Cooled								
250cc F/C							720-1127	
Description	Year	PTO		Centre		MAG		
Yamaha™								
2 Cylinders Fan Cooled								
(1GU) 400cc F/C-410cc F/C		Use OEM						
(8K4)SS440F/C		720-1175	720-1175					
(8H8) 535 F/C - 540cc F/C VK		720-1175	720-1175					
Description	Year	PTO		Centre		MAG		
Yamaha™								
2 Cylinders Liquid Cooled								
500a L/C - 570cc L/C-600	87-96	Use OEM	Use OEM				720-1177	
500-600 I/C	97+		720-1150				720-1177	
Description	Year	Left	Centre 1		Gear Centre	Centre 1	Right	
Yamaha™								
4 Cylinders Liquid Cooled								
CRANK#1-750cc/L/C	92-94	720-1127	720-1127	720-1127	Use OEM	720-1127 720-1127	Use OEM	
	92-94	720-1127	720-1127	720-1127	Use OEM	720-1127 720-1127	Use OEM	
CRANK#1-800a L/C	95-97	720-1127	720-1127	720-1127	Use OEM	720-1127 720-1127	Use OEM	
	95-97	720-1127	720-1127	720-1127	Use OEM	720-1127 720-1127	Use OEM	

VERTEX GASKETS



TERMS & INDEX

CODE = B **KEYWORD = 16B**

CC	Model	Years	Top End Gasket Kit	Complete Kit with Oil Seals	Water Pump Rebuild Kit
Arctic Cat™					
60	60 Kitty Cat (Kawaski) FC/1	All		711148	
60	Kitty Cat	1977 - 1999		711105	
120	ZR 120	2000 - 2009	710248	711248	
150	Lynx/Puma (Kawaski) FC/1	All		711034	
250	El Tigre 250 "Z" (Kawaski) FA/2	1975		711053X	
250	EXT 250/El Tigre (Kawaski) FA/2	1972 - 1973		711053	
250	Lynx 2000 S	1977 - 1980		711061A	
275	Jag 2000	1976		711057	
275	Jag 2000	1977 - 1980		711057	
275	Lynx 2000 T	1977 - 1980		711057	
290	EXT/El Tigre (Kawaski) FA/2	1972 - 1973		711054	
290	EXT/El Tigre (Kawaski) FA/2	1974		711054	
292	Lynx (Kawaski) FC/1	1973		711034	
292	Lynx (Kawaski) FC/1	1974		711034	
340	Bear Cat 340	1995 - 1996	710063B	711063B	
340	Bear Cat 340	1997 - 2000	710063B	711063B	
340	Cheetah 340	1994	710063B	711063B	
340	El Tigre (Kawaski) FA/2	1973 - 1974	710056		
340	El Tigre Cross Country	1977	710063A	711063F	
340	Jag	1987 - 1990	710063B	711063B	
340	Jag 3000 FA/2	1976 - 1980	710058	711058	
340	Jag 3000 FC/2	1979 - 1980	710063B	711063B	
340	Jag 340	1998 - 1999	710063B	711063B	
340	Jag 340	2000	710063B	711063B	
340	Jag AFS Deluxe	1991	710063B	711063B	
340	Jag Deluxe	1987 - 1990	710063B	711063B	
340	Jag Deluxe	1998 - 1999	710063B	711063B	
340	Jag Deluxe	2000	710063B	711063B	
340	Jag Mountain Cat	1990 - 1991	710063B	711063B	
340	Lynx	1991 - 1993	710063B	711063B	
340	Lynx Deluxe	1991 - 1993	710063B	711063B	
340	Lynx Mountain Cat	1991 - 1993	710063B	711063B	
340	Lynx/Pantera (Kawaski) FC/2	1974 - 1975	710032	711032	
340	Panther 340	1998 - 2000	710063B	711063B	
340	Panther/Puma/Cheetah (Kawaski) FC/2	1971 - 1975	710032	711032	
340	Puma	1994 - 1997	710063B	711063B	
340	Puma 2 Up	1994 - 1997	710063B	711063B	
340	Puma Deluxe	1994 - 1997	710063B	711063B	
340	Trail Cat 3000	1979	710063B	711063B	
340	Trail Cat 3000	1980	710063B	711063B	
340	Twin 340 (Kawasaki) FA/2	1973 - 1975	710055	711055	
370	Panther 370	1999	710244	711244	
370	Panther 370	2000 - 2001	710244	711244	
370	Panther 370	2002 - 2008	710244	711244	
370	Z 370	1999	710244	711244	
370	Z 370	2000 - 2001	710244	711244	
370	Z 370	2002 - 2008	710244	711244	
370	Z 370 ES	2000 - 2001	710244	711244	
370	Z 370 ES	2002 - 2003	710244	711244	
370	Z 370 LX	2004 - 2007	710244	711244	
399	Panther/Puma/Cheetah (Kawaski) FC/2	1971 - 1975		711033A	
400	Twin 400 (Kawasaki) FA/2	1973	710056	711056	
400	Twin 400 (Kawasaki) FA/2	1974	710056	711056	
400	ZR 400	1995	710188	711188	
440	Bear Cat 440	1995 - 1996	710219	711219	
440	Bear Cat 440	1997 - 1998	710224	711244	
440	Bear Cat I	1999 - 2000	710224	711244	
440	Cheeta 4000	1976	710059	711059	
440	Cheetah 440 1 Speed	1994	710060A	711060A	
440	Cheetah 440 2 Speed	1994	710060A	711060A	
440	Cheetah Touring	1991	710179	711179	721216
440	Cheetah Touring	1992 - 1993	710179	711179	721216
440	Cougar	1991	710179	711179	721216
440	Cougar	1992	710179	711179	721216
440	Cougar	1993 - 1994	710179	711179	721216
440	Cougar Mountain Cat	1993 - 1994			721216
440	El Tigre 4000	1976	710059	711059	
440	El Tigre 4000	1977	710059	711059	
440	El Tigre 5000	1978 - 1988	710063A	711063A	
440	El Tigre 6000	1978	710063A	711063A	
440	El Tigre/Z (Kawaski) FA/2	1973 - 1975		711056X	
440	Jag	1991 - 1996	710060A	711060A	

CC	Model	Years	Top End Gasket Kit	Complete Kit with Oil Seals	Water Pump Rebuild Kit
Arctic Cat™					
440	Jag	1997	710224	711216	
440	Jag 4000	1981 - 1988	710060A	711060A	
440	Jag AFS	1990	710060A	711060A	
440	Jag Deluxe	1990 - 1996	710060A	711060A	
440	Jag Deluxe	1997	710219	711219	
440	Jag Deluxe	1998 - 1999	710224	711224	
440	Jag FC/2	1995 - 1996	710219	711219	
440	Jag FC/2	1997 - 1999	710224	711224	
440	Jag FC/2	2000	710224	711224	
440	Jag LC/2	1996	710179	711179	721216
440	Jag Special	1991 - 1992	710060A	711060A	
440	Jag Z	1993	710060A	711060A	
440	Lynx/Pantera (Kawaski) FC/2	1974 - 1975	710033	711033	
440	Pantera	1985 - 1989	710063A	711063A	
440	Pantera	1990	710179	711179	721216
440	Pantera	1991 - 1992	710179	711179	721216
440	Pantera EFI	1993	710179	711179	721216
440	Panther 4000	1976	710059	711059	
440	Panther 4000	1977 - 1978	710059	711059	
440	Panther 440	1980 - 1990	710060A	711060A	
440	Panther 440	1991 - 1995	710060A	711060A	
440	Panther 440	1996	710179	711179	
440	Panther 440	1997 - 1999	710224	711224	
440	Panther 440	2000 - 2001	710224	711224	
440	Panther 440	2002	710224	711224	
440	Panther 440 FC/2	1995 - 1996	710219	711219	
440	Panther Deluxe	1989 - 1990	710060A	711060A	
440	Panther Deluxe	1991 - 1996	710060A	711060A	
440	Panther Liquid Cooled	1996	710179	711179	721216
440	Panther Mountain Cat	1989 - 1990	710060A	711060A	
440	Panther Mountain Cat	1991 - 1994	710060A	711060A	
440	Panther Rental	1995	710060A	711060A	
440	Panther/Puma/Cheetah (Kawaski) FC/2	1971 - 1975	710033	711033	
440	Prowler 2 Up	1991 - 1993	710179	711179	721216
440	Prowler 2 Up EFI	1994	710179	711179	721216
440	Prowler 440	1990	710179	711179	721216
440	Prowler 440	1991 - 1993	710179	711179	721216
440	Prowler 440 EFI	1994	710179	711179	721216
440	Prowler Mountain Cat	1990 - 1992	710060A	711060A	721216
440	Prowler Mountain Cat	1994	710060A	711060A	721216
440	Prowler Special	1991 - 1992	710188	711188	721216
440	Super Jag	1990	710060A	711060A	
440	Super Jag LT	1987 - 1988	710060A	711060A	
440	Super Jag LT	1989 - 1992	710060A	711060A	
440	Trail Cat 4000	1980 - 1981	710060A	711060A	
440	Z 440	1995 - 1996	710219	711219	
440	Z 440	1997 - 1999	710224	711224	
440	Z 440	2000 - 2001	710224	711224	
440	Z 440	2002 - 2005	710224	711224	
440	Z 440 ES	2001	710245	711245	
440	Z 440 ES	2002	710245	711245	
440	Z 440 ESR	2003	710224	711224	
440	Z 440 LX	2004 - 2006	710224	711224	
440	Z 440 Sno-Pro	1999	710245	711245	
440	Z 440 Sno-Pro	2000	710245	711245	
440	Z 440 Sno-Pro	2001	710245	711245	
440	Z 440 Sno-Pro	2002 - 2003	710245	711272	
440	ZL 440	1997 - 1999	710179	711179	721216
440	ZL 440	2000	710179	711179	721216
440	ZR 440	1993 - 1995	710188	711188	721216
440	ZR 440	1996 - 1998	710225	711225	721216
440	ZR 440 Sno-Pro	1997	710225	711225	721216
440	ZR 440 Sno-Pro	1998 - 1999		711226	721216
440	ZR 440 Sno-Pro	2000		711226	721216
440	ZR 440 Sno-Pro	2001		711226	721216
440	ZR 440 Sno-Pro	2002	710273	711273	721275
440	ZR 440 Sno-Pro	2003 - 2006	710273	711273	721275
500	Cheetah	1986 - 1989	710063E	711063E	
500	Cheetah	1990	710063E	711063E	
500	Cheetah	1991 - 1993			721216
500	Cheetah 5000	1976	710063	711063	
500	Cheetah 5000	1977 - 1978	710063	711063	
500	Cheetah Touring	1988 - 1989	710063E	711063E	
500	Cheetah Touring	1990	710063E	711063E	
500	Cougar	1986 - 1990	710063E	711063E	

NEW

HELMETS

HELMET ACCESSORIES

APPAREL

ACCESSORIES

TRACKS & SUSPENSION

STEERING

TRANS MISSION

PLOW & WINCH

WIND SHIELDS

BRAKES & CARB.

ENGINE PARTS

ELECTRICAL

TRAILER

CHEMICALS

TECH & TOOLS

P.O.P

VERTEX GASKETS



CODE = B

KEYWORD = 16B

TERMS & INDEX
NEW
HELMETS
HELMET ACCESSORIES
APPAREL
ACCESSORIES
TRACKS & SUSPENSION
STEERING
TRANS MISSION
PLOW & WINCH
WIND SHIELDS
BRAKES & CARB.
ENGINE PARTS
ELECTRICAL
TRAILER
CHEMICALS
TECH & TOOLS
P.O.P

CC	Model	Years	Top End Gasket Kit	Complete Kit with Oil Seals	Water Pump Rebuild Kit
Arctic Cat™					
500	Cougar 5000	1985	710063	711063	
500	Cougar Mountain Cat	1986 - 1989	710063E	711063E	
500	Cougar Mountain Cat	1990	710063E	711063E	
500	Cross Fire 500 EFI	2007 - 2009	710290	711290	721275
500	El Tigre 5000	1976	710063	711063	
500	El Tigre 5000	1979	710063A	711063A	
500	El Tigre 5000 FC	1977	710063	711063	
500	El Tigre 5000 FC	1978 - 1981		711061	
500	El Tigre 6000	1979	710063A	711063A	
500	El Tigre 6000 LC	1980	710063C	711063C	
500	El Tigre 6000 LC	1981 - 1985	710063C	711063C	
500	F5 EFI	2007 - 2014	710290	711290	721275
500	Fire Cat 500	2003 - 2006	710276	711276	721275
500	Fire Cat 500/Sno-Pro	2003 - 2006	710276	711276	721275
500	M5 500 Mountain Cat	2005	710276	711276	721275
500	M5 500 Mountain Cat EFI	2006	710276	711276	721275
500	Mountain Cat 500	2002	710266	711266	721216
500	Mountain Cat 500 / EFI	2001	710266	711266	721216
500	Pantera 5000	1979	710063	711063	
500	Pantera 5000	1980 - 1981	710063	711063	
500	Pantera 5000 FC/2	1976 - 1978	710063	711063	
500	Panther	1986 - 1988	710063	711063	
500	Panther 5000	1976	710063	711063	
500	Panther 5000	1977 - 1979	710063	711063	
500	Panther 5000	1980 - 1981	710063	711063	
500	Powder Special 500 EFI	1999	710227	711227	721216
500	Powder Special 500 EFI	2000	710227	711227	721216
500	Saber Cat 500 & LX	2004 - 2005	710290	711290	721275
500	Saber Cat 500 & LX EFI	2006	710290	711290	721275
500	Sno-Pro 500 EFI	2013 - 2014	710290	711290	721275
500	T 500 EFI	2008 - 2009	710290	711290	721275
500	ZL 500	1998 - 1999	710227	711227	721216
500	ZL 500	2000	710227	711227	721216
500	ZL 500	2002	710266	711266	721216
500	ZL 500 EFI	1999	710227	711227	721216
500	ZL 500 EFI	2000	710227	711227	721216
500	ZL 500 EFI	2001	710266	711266	721216
500	ZR 4000 EFI	2015 - 2017	710290	711290	721275
500	ZR 500	1998 - 1999	710227	711227	721216
500	ZR 500	2000	710227	711227	721216
500	ZR 500	2001	710266	711266	721216
500	ZR 500 Cross Country	2002	710266	711266	721216
500	ZR 500 EFI	1999	710227	711227	721216
500	ZR 500 EFI	2000	710227	711227	721216
500	ZR 500 EFI	2001	710266	711266	721216
530	Cheetah	1986	710063D	711063D	
530	Cheetah	1987 - 1988	710063D	711063D	
530	El Tigre 6000	1986 - 1989	710063D	711063D	
530	El Tigre EXT	1989 - 1991	710063D	711063D	
550	Bear Cat 550	1995 - 1996	710189	711189	721216
550	Bear Cat Wide Track	1996 - 1999	710189	711189	721216
550	Bear Cat Wide Track	2000 - 2002	710189	711189	721216
550	Cheetah 550	1994	710189	711189	721216
550	Cougar	1995 - 1998	710189	711189	721216
550	Cougar 2 Up	1996	710189	711189	721216
550	Cougar Deluxe	1998	710189	711189	721216
550	Cougar Mountain Cat	1995 - 1998	710189	711189	721216
550	EXT	1992	710189	711189	721216
550	EXT	1993	710189	711189	721216
550	EXT Mountain Cat	1992	710189	711189	721216
550	EXT Mountain Cat EFI	1993	710189	711189	721216
550	EXT Special	1991	710189	711189	721216
550	Pantera 550	2002 - 2005	710189	711189	721216
550	Pantera 550 EFI	1993 - 1994	710189	711189	721216
550	Panther 550	1997 - 1999	710189	711189	721216
550	Panther 550	2000 - 2001	710189	711189	721216
550	Prowler 550 / 2 UP	1995	710189	711189	721216
550	ZL 550	2001	710189	711189	721216
550	ZL 550	2002 - 2003	710189	711189	721216
550	ZL 550 EFI	2000	710189	711189	721216
550	ZL 550 esr	2000 - 2001	710189	711189	721216
550	ZL 550 esr	2002 - 2003	710189	711189	721216
570	Bear Cat 2000	2015 - 2018	710270	711270	
570	Bear Cat 570	2004 - 2006	710270	711270	
570	Bear Cat 570	2007 - 2008	710270	711270	
570	Bear Cat 570/XT	2009 - 2014	710270	711270	

CC	Model	Years	Top End Gasket Kit	Complete Kit with Oil Seals	Water Pump Rebuild Kit
Arctic Cat™					
570	F570/LXR	2008 - 2014	710270	711270	
570	Lnyx 2000	2015 - 2020	710270	711270	
570	Mountain Cat 570	2002 - 2004	710270	711270	
570	Panther 570	2002 - 2007	710270	711270	
570	Panther 570 esr	2002 - 2003	710270	711270	
570	T 570	2008 - 2014	710270	711270	
570	Z 570 All Models	2002 - 2007	710270	711270	
580	EXT 580	1993	710189	711189	721216
580	EXT 580	1994 - 1996	710189	711189	721216
580	EXT 580 EFI	1998	710189	711189	721216
580	EXT 580 EFI All Models	1993 - 1997	710189	711189	721216
580	EXT 580 EFI Deluxe	1998	710189	711189	721216
580	EXT Powder Special	1995 - 1997	710189	711189	721216
580	EXT Powder Special EFI	1997	710189	711189	721216
580	Pantera 580 EFI	1994 - 1998	710189	711189	721216
580	Pantera 580 EFI	1999	710189	711189	721216
580	Pantera 580 EFI	2000 - 2001	710189	711189	721216
580	ZL 580 EFI esr EFI	2000	710189	711189	721216
580	ZR 580	1993 - 1996	710189	711189	721216
580	ZR 580 EFI	1995 - 1996	710189	711189	721216
580	ZR 580 EFI	1997	710189	711189	721216
600	600 Cross Country Racer	2014	710304	711304	721275
600	600 Sno-Pro Cross Country	2010	710304	711304	721275
600	600 Sno-Pro Factory Racer	2010 - 2014	710304	711304	721275
600	600 Sno-Pro Racer	2008			721275
600	600 Sno-Pro Racer	2009	710304	711304	721275
600	600 Sno-Pro/CC	2011 - 2013	710304	711304	721275
600	Cross Fire 600 All Models	2006 - 2011	710275	711275	721275
600	EXT 600 Triple All Models	1997 - 1998	710216	711216	721216
600	F6 Firecat 600 EFI All Models	2005 - 2006	710275	711275	721275
600	F6 Firecat 600 EFI All Models	2007 - 2011	710275	711275	721275
600	Fire Cat 600 EFI Early Bird	2004	710275	711275	721275
600	Fire Cat 600 EFI w. Reverse	2005 - 2006	710275	711275	721275
600	Firecat 600	2004	710275	711275	721275
600	Firecat 600 EFI All Model	2004	710275	711275	721275
600	M 6000 EFI	2015 - 2017	710320	711320	721320
600	M 6000 EFI	2018 - 2020	710320	711320	721320
600	M 6000 EFI Sno-Pro	2014	710320	711320	721320
600	M6 EFI	2005 - 2011	710275	711275	721275
600	M6 EFI 600 Mountain Cat	2005 - 2006	710275	711275	721275
600	Mountain Cat 600 EFI	2001 - 2004	710266	711266	721216
600	Mountain Cat 600 LE EFI	2001 - 2002	710266	711266	721216
600	Mountain Cat 600 VEV	2001	710266	711266	721216
600	Norseman 6000 EFI	2018 - 2019	710320	711320	721320
600	Pantera 600 EFI	2002 - 2005	710266	711266	721216
600	Pantera 6000 EFI	2018	710320	711320	721320
600	Pantera 6000 EFI	2019	710320	711320	721320
600	Powder Extreme	1997 - 1998	710216	711216	721216
600	Powder Special 600	1998	710227	711227	721216
600	Powder Special 600	1999	710227	711227	721216
600	Powder Special 600/LE EFI	1998 - 1999	710227	711227	721216
600	Powder Special 600/LE/EFI	2000	710249	711249	721216
600	Riot 6000	2020	710320	711320	721320
600	Riot 6000	2021	710320	711320	721320
600	Saber Cat 600	2004	710275	711275	721275
600	Saber Cat 600 EFI	2004 - 2005	710275	711275	721275
600	Saber Cat 600 EFI LX & EXT	2005 - 2006	710275	711275	721275
600	Triple Touring 600	1999			721216
600	Triple Touring 600	2000			721216
600	XF 6000 EFI	2015 - 2017	710320	711320	721320
600	XF 6000 EFI	2018 - 2019	710320	711320	721320
600	ZL 600 EFI	1999	710227	711227	721216
600	ZL 600 EFI	2000	710249	711249	721216
600	ZL 600 EFI	2001 - 2003	710266	711266	721216
600	ZL 600 EFI esr	2001 - 2003	710266	711266	721216
600	ZL 600 EFI SS	2002 - 2003	710266	711266	721216
600	ZR 600	1998	710227	711227	721216
600	ZR 600	1999	710227	711227	721216
600	ZR 600	2000	710249	711249	721216
600	ZR 600	2001	710266	711266	721216
600	ZR 600	2002	710266	711266	721216
600	ZR 600 Blair Morgan	2000	710249	711249	721216
600	ZR 600 EFI	1998	710227	711227	721216
600	ZR 600 EFI LE	1998 - 1999	710227	711227	721216
600	ZR 600 EFI LE	2000	710249	711249	721216
600	ZR 600 EFI LE	2001	710266	711266	721216

VERTEX GASKETS

CODE = B

KEYWORD = 16B



CC	Model	Years	Top End Gasket Kit	Complete Kit with Oil Seals	Water Pump Rebuild Kit
Arctic Cat™					
600	ZR 600 LE	1999	710227	711227	721216
600	ZR 600 VEV	2001	710266	711266	721216
600	ZR 600 XC EFI	1998 - 1999	710227	711227	721216
600	ZR 6000 Carb	2014 - 2016	710321	711321	721275
600	ZR 6000 EFI	2014 - 2017	710320	711320	721320
600	ZR 6000 EFI	2018 - 2020	710320	711320	721320
600	ZR 6000 EFI	2021	710320	711320	721320
600	ZRT 600	1995	710216	711216	721216
600	ZRT 600	1996 - 1999	710216	711216	721216
600	ZRT 600	2000	710216	711216	721216
600	ZRT 600	2001 - 2002	710216	711216	721216
650	Wild Cat	1988 - 1990	710180	711180	721267
650	Wild Cat Mountain Cat	1989 - 1990	710180	711180	721267
650	Wild Cat Mountain Cat	1992	710180		721267
700	Cross fire 700 EFI	2006	710275	711275	721275
700	Cross fire 700 EFI Sno-Pro	2006	710275	711275	721275
700	F7 700	2004 - 2006	710275	711275	721275
700	F7 700 EFI Sno-Pro	2006	710275	711275	721275
700	F7 700 EFI w. Reverse	2005 - 2006	710275	711275	721275
700	F7 700 Fire Cat/EFI/Sno-Pro	2003 - 2006	710275	711275	721275
700	F7 700 Fire Cat/EFI/Son Pro	2005	710275	711275	721275
700	M7 700 Mountain Cat	2006	710275	711275	721275
700	M7 EFI 700 Mountain Cat	2005 - 2006	710275	711275	721275
700	Noresman 3000 EFI	2018			821220
700	Norseman 3000 EFI	2019			821220
700	Pantera 3000 EFI	2017 - 2019			821220
700	Powder Special 700/LE	1999	710267	711267	721267
700	Powder Special 700/LE	2000	710267	711267	721267
700	Saber Cat 700 EFI	2004 - 2005	710275	711275	721275
700	Saber Cat 700 EFI	2006	710275	711275	721275
700	Saber Cat 700 EFI LX & EXT	2005 - 2006	710275	711275	721275
700	Wild Cat	1991 - 1992	710180	711190	721267
700	Wild Cat	1993	710180	711190	721267
700	Wild Cat EFI	1991 - 1996	710180	711190	721267
700	Wild Cat MC EFI	1991 - 1996	710180	711190	721267
700	Wild Cat Mountain Cat	1991 - 1992	710180	711190	721267
700	Wild Cat Mountain Cat	1993	710180	711190	721267
700	Wild Cat Touring	1994 - 1996	710180	711190	721267
700	ZL 700	2000	710267	711267	721267
700	ZR 3000 EFI	2017 - 2019			821220
700	ZR 700	1994 - 1995	710180	711190	721267
700	ZR 700	1999	710267	711267	721267
700	ZR 700	2000	710267	711267	721267
800	Cross Fire 800 EFI	2007 - 2009	710295	711295	721311
800	Cross Fire 800 EFI	2010 - 2011	710311	711311	721311
800	Cross Fire 800 EFI Sno-Pro	2008 - 2009	710295	711295	721311
800	Cross Fire CFR 8 HO EFI	2010 - 2011	710311	711311	721311
800	F8 EFI/LXR/Sno-Pro	2007 - 2009	710295	711295	721311
800	F8 EFI/LXR/Sno-Pro	2010 - 2011	710311	711311	721311
800	F800 EFI All Models	2012 - 2013	710311	711311	721311
800	M 8000 EFI All Models	2014 - 2017	710311	711311	721311
800	M 8000 EFI All Models	2018 - 2020	710331	711331	721320
800	M 8000 EFI All Models	2021	710331	711331	721320
800	M8 EFI/Sno-Pro	2007 - 2009	710295	711295	721311
800	M8 EFI/Sno-Pro	2010 - 2011	710311	711311	721311
800	M800 EFI All Models	2012 - 2013	710311	711311	721311
800	Mountain Cat 800	2001 - 2002	710262	711262	721262
800	Mountain Cat 800 EFI	2002 - 2004	710262	711262	721262
800	Norseman X 8000	2019	710331	711331	721320
800	Pantera 800	1998 - 1999	710193	711217	721217
800	Pantera 800 EFI	2002 - 2004	710262	711262	721262
800	Riot 8000	2020	710331	711331	721320
800	Riot 8000	2021	710331	711331	721320
800	XF 800 EFI LXR/Sno-Pro/HC	2012 - 2013	710311	711311	721311
800	XF 8000 EFI	2017	710311	711311	721311
800	XF 8000 EFI	2018 - 2019	710331	711331	721320
800	XF 8000 EFI All Models	2014 - 2016	710311	711311	721311
800	ZL 800 All Models	2001 - 2002	710262	711262	721262
800	ZL 800 All Models EFI	2002	710262	711262	721262
800	ZL 800 All Models EFI	2003	710262	711262	721262
800	ZR 800 All Models	2001 - 2002	710262	711262	721262
800	ZR 800 All Models EFI	2002 - 2003	710262	711262	721262
800	ZR 8000 EFI	2014 - 2017	710311	711311	721311
800	ZR 8000 EFI	2018	710331	711331	721320
800	ZR 8000 EFI	2019 - 2020	710331	711331	721320

CC	Model	Years	Top End Gasket Kit	Complete Kit with Oil Seals	Water Pump Rebuild Kit
Arctic Cat™					
800	ZR 8000 EFI	2021	710331	711331	721320
800	ZRT 800	1995	710193	711217	721217
800	ZRT 800	1996 - 1999	710193	711217	721217
800	ZRT 800	2000	710193	711217	721217
800	ZRT 800	2001	710193	711217	721217
900	King Cat 900 EFI	2004 - 2006	710262	711262	721262
900	Mountain Cat 900	2003 - 2004	710262	711262	721262
900	Mountain Cat 900 EFI	2003 - 2004	710262	711262	721262
900	Thunder Cat Mountain Cat	1993 - 1994	710193	711193	721217
900	Thunder Cat Mountain Cat	1995	710193	711217	721217
900	Thunder Cat Mountain Cat	1996 - 1997	710193	711217	721217
900	ZR 900	2003 - 2005	710262	711262	721262
900	ZR 900 EFI	2004 - 2006	710262	711262	721262
900	ZR 900 Sno-Pro	2003 - 2005	710262	711262	721262
900	ZR 900 Sno-Pro EFI	2004 - 2006	710262	711262	721262
998	XF 9000 EFI	2018 - 2019			721317
998	ZR 9000 EFI	2017 - 2021			721317
1000	Cross Fire 1000 EFI	2007	710296	711296	721296
1000	Cross Fire 1000 EFI/Sno-Pro	2008 - 2009	710296	711296	721296
1000	Cross Fire CFR 1000 EFI	2010 - 2011	710296	711296	721296
1000	F 1000 EFI	2007 - 2009	710296	711296	721296
1000	F 1000 EFI Sno-Pro	2008 - 2009	710296	711296	721296
1000	M 1000 EFI/Sno-Pro	2007 - 2011	710296	711296	721296
1000	M 9000 Turbo All Models	2017 - 2018			721317
1000	M 9000 Turbo All Models	2019			721317
1000	Mountain Cat 1000	2001 - 2002	710193	711217	721217
1000	Pantera 1000	2000	710193	711217	721217
1000	Pantera 1000	2001	710193	711217	721217
1000	Thunder Cat	1998 - 1999	710193	711217	721217
1000	Thunder Cat	2000	710193	711217	721217
1000	Thunder Cat	2001 - 2002	710193	711217	721217
1000	Thunder Cat Mountain Cat	1998 - 1999	710193	711217	721217
1000	Thunder Cat Mountain Cat	2000	710193	711217	721217
1050	Bearcat 7000 XT EFI	2017 - 2019	710319	711319A	721317
1050	M 7000 EFI	2015 - 2016	710326	711326	721317
1050	Pantera 7000 EFI	2015	710326	711326	721317
1050	Pantera 7000 EFI	2016	710319	711319A	721317
1050	Pantera 7000 EFI	2017 - 2019	710319	711319A	721317
1050	XF 7000 EFI All Models	2014 - 2015	710326	711326	721317
1050	XF 7000 EFI All Models	2016 - 2018	710319	711319A	721317
1050	ZR 7000 EFI	2014 - 2016	710326	711326	721317
1050	ZR 7000 EFI	2017 - 2019	710319	711319A	721317
1050	ZR 7000 LXR EFI	2016	710319	711319A	721317
1056	ZR 5000	2017			721323
1100	Bearcat 5000 XT EFI	2015			721323
1100	Bearcat Z1 XT EFI	2010 - 2014			721323
1100	F 1100 EFI All Models	2012 - 2013			721323
1100	F 1100 Turbo All Models	2012 - 2013			721323
1100	Jaguar Z1 EFI	2007 - 2009			721323
1100	Jaguar Z1 Turbo/Sno-Pro	2009			721323
1100	M 9000 Turbo All Models	2014 - 2016			721323
1100	M1100 EFI	2012 - 2013			721323
1100	M1100 Turbo All Models	2012 - 2013			721323
1100	TZ1 EFI	2012 - 2014			721323
1100	TZ1 Touring	2008 - 2010			721323
1100	TZ1 Touring/Park	2009			721323
1100	TZ1 Turbo	2009 - 2013			721323
1100	TZ1/Touring	2011			721323
1100	XF 1100 LXR	2012 - 2013			721323
1100	XF 1100 Sno-Pro	2012 - 2013			721323
1100	XF 1100 Turbo LXR	2012 - 2013			721323
1100	XF 1100 Turbo Sno-Pro	2012 - 2013			721323
1100	XF 1100 Turbo Sno-Pro HC	2012			721323
1100	XF 1100 Turbo Sno-Pro LTD	2012 - 2013			721323
1100	XF 9000 Turbo All Models	2014 - 2016			721323
1100	Z1 1100 EFI/LXR	2009 - 2010			721323
1100	Z1 LXR/Sno-Pro	2011			721323
1100	Z1 Turbo	2011			721323
1100	Z1 Turbo EXT/LXR/Sno-Pro	2010			721323
1100	ZR 5000	2014 - 2016			721323
1100	ZR 9000 Turbo	2014 - 2016			721323
Bse™					
295	BSE 295	1973 - 1975	710064		
400	BSE 400	1974 - 1975		711066	

TERMS & INDEX

NEW

HELMETS

HELMET ACCESSORIES

APPAREL

ACCESSORIES

TRACKS & SUSPENSION

STEERING

TRANS MISSION

PLOW & WINCH

WIND SHIELDS

BRAKES & CARB.

ENGINE PARTS

ELECTRICAL

TRAILER

CHEMICALS

TECH & TOOLS

P.O.P

VERTEX GASKETS



CODE = B

KEYWORD = 16B



TERMS & INDEX
NEW
HELMETS
HELMET ACCESSORIES
APPAREL
ACCESSORIES
TRACKS & SUSPENSION
STEERING
TRANS MISSION
PLOW & WINCH
WIND SHIELDS
BRAKES & CARB.
ENGINE PARTS
ELECTRICAL
TRAILER
CHEMICALS
TECH & TOOLS
P.O.P

CC	Model	Years	Top End Gasket Kit	Complete Kit with Oil Seals	Water Pump Rebuild Kit
CCW™					
225	CCW 225 FC/1	All		711090	
340	CCW 340 LC/2	All		711050	
340	KEC 340 Reed Valve FC/2	All		711046	
400	KEC 400 FC/2	All		711052	
400	KEC 400 Reed Valve 21 Early FC/2	All		711151	
440	CCW 440 LC/2	All		711051	
440	KEC 400 FC/2	All		711087	
440	KEC 440 Reed Valve 21 Early FC/2	All		711152	
440	KEC 440 Reed Valve 22 Late FC/2	All		711089	
Chaparra™					
250	250/1 G25A (Xenoah) FC/2	All		711153	
340	290/2 G29B (Xenoah) FC/2	All		711154	
340	340/2 G34B (Xenoah) FC/2	All		711155	
340	340/2 G34BW LC (Xenoah) LC/2	All		711158	
440	440/2 G44B (Xenoah) FC/2	All		711156	
484	484/2 G50B	All		711157	
Hirth™					
246	82R/82R4 FC/1	All		711004	
291	260R FC/2	All		711037	
300	190R/191R/193R FC/1	All		711101	
300	54R2/54R3 FC/1	All		711001XA	
317	192R 19/2 FC/1	All		711101	
338	261R 26/2 FC/2	All		711037	
372	160R 16/1 FC/2	All		711040	
372	200R 20/1 FC/1	All		711002	
440	270R/272R 27/1 FC/2	All		711038	
440	273R/275R 27/2 FC/2	All		711038X	
493	180R 18/1 FC/2	All		711041	
600	170R 17/1 FC/2	All		711042A	
600	172R 17/3 FC/2	All		711042B	
650	280R 28/1 FC/2	All		711039	
Jlo-cuyuna™					
230	L227/L230 FC/1	All		711043	
292	L292 FC-1	All		711013	
295	L295/L300 24mm crank FC/1	All		711016X	
295	L295/L300 30mm crank FC/1	All		711016	
297	L297 24mm crank FC/1	All		711014X	
340	340/2 4 Bolt Head Electric FC/2	All		711020E	
340	340/2 4 Bolt Head FC/2	All		711020	
340	L340 FC/1	All		711015	
372	L372/L380 FC/1	All		711017	
399	399/2 4 Bolt Head Electric FC/2	All		711018E	
399	399/2 4 Bolt Head FC/2	All		711018	
400	2F400/2 6 Bolt Head Electric FC/2	All	710106A	71106AE	
400	2F400/2 6 Bolt Head FC/2	All	710106A	71106A	
440	2F440/2 6 Bolt Head FC/2	All		711066B	
440	440/2 4 Bolt Head Electric FC/2	All		711035E	
440	440/2 4 Bolt Head FC/2	All		711035	
John Deere™					
295	Spitfire (Kohler) FC/2	All		711006X	
340	340 Cyclone Reed (CCW) FC/2	1976 - 1978		711046	
340	Axial Fan (Kohler) FC/2	All		711092	
340	Liquifire LC (CCW) LC/2	1976 - 1977		711050	
340	Liquifire LC (CCW) LC/2	1978		711050	
340	Snowfire (Kawasaki) FC/2	1982 - 1984	710047	711054X	
340	Spitfire (Kawasaki) FC/2	1980 - 1983	710047	711054X	
340	Spitfire (Kohler) FC/2	All		711006X	
340	Trailfire (Kawasaki) FC/2	1979 - 1980	710047	711047	
340	Trailfire (Kawasaki) FC/2	1981 - 1984	710047	711047A	
400	KEC400 (CCW) FC/2	1972 - 1974		711052	
440	440 Cyclone Reed (CCW) FC/2	1976 - 1978		711089	
440	500 Series 25 & 35 (CCW) FC/2	1971 - 1972		711087	
440	800 Reed Valve (CCW) FC/2	1975		711089	
440	JDX8 Reed Valve (CCW) FC/2	1974 - 1975		711089	
440	KEC440 (CCW) FC/2	1972		711087	
440	KEC440 (CCW) FC/2	1973 - 1974		711087	

CC	Model	Years	Top End Gasket Kit	Complete Kit with Oil Seals	Water Pump Rebuild Kit
John Deere™					
440	Liquifire (Kawasaki) LC/2	1980 - 1984	710150	711049	
440	Liquifire LC (CCW) LC/2	1976 - 1978		711051	
440	Sportfire (Kawasaki) FA/2	1980 - 1984	710112	711048B	
440	Trailfire (Kawasaki) FC/2	1979 - 1981	710033	711048	
440	Trailfire (Kawasaki) FC/2	1982 - 1984	710033	711048A	
Kawasaki™					
340	Drifter Fan FC/2	1979 - 1980	710047	711047	
340	Drifter Free Air FA/2	1980		711054	
340	Invader Liquid LC/2	1978 - 1980	710149	711149	
340	Inviter FC/2	1978	710047	711047	
440	Drifter FC/2	1979	710112	711048B	
440	Drifter FC/2	1980	710112	711048B	
440	Drifter FC/2	1981	710112	711112	
440	Intriguer FC/2	1978	710112	711048B	
440	Intruder FC/2	1978 - 1982	710112	711111	
440	Invader Liquid LC/2	1978 - 1981	710150	711150	
440	LTD LC/2	1981 - 1982		711118	
Kohler™					
250	K250-RLC LC/2	All		711097	
295	K295-1T FC/1	All		711006	
295	K295-2RS FC/2	All		711006X	
295	K295-2T FC/2	All		711092	
309	K309-1T FC/1	All		711006	
340	K340-2AS FC/2	All		711093	
340	K340-2AX FC/2	All		711092	
340	K340-2RS FA/2	All		711094	
340	K340-2T FC/2	All		711007	
399	K399-2T FC/2	All		711008	
440	K440-2AS FC/2	All		711095	
440	K440-2AX FC/2	All		711095X	
440	K440-2RS FA/2	All		711096	
440	K440-2T FC/2	All		711009	
440	K440-RLC LC/2	All		711099	
Moto-Ski™					
250	Sonic FC/2	1976		711119A	
250	Spirit FC/1	1976 - 1983		711024	
277	MiRage FC/1	1980 - 1982		711119B	
294	Capri FC/2	1973 - 1974	710064	711064R	
294	MF-S FC/2	1973	710064	711064R	
300	MiRage 305 FC/2	1979	710064	711064R	
300	Nuvik 305 Early Model FC/2	1977		711120	
300	Nuvik 305 FC/2	1975		711120B	
300	Nuvik 305 FC/2	1976		711120	
300	Nuvik 305 Late Model FC/2	1977		711120A	
340	Futura 343 FC/2	1975	710026	711026	
340	Nuvik 343 Early Model FC/2	1977	710026	711121	
340	Nuvik 343 FC/2	1975	710026	711026	
340	Nuvik 343 FC/2	1976	710026	711121	
340	Nuvik 343 FC/2	1978 - 1979	710026	711117	
340	Nuvik 343 Late Model FC/2	1977	710026	711117	
340	Sonic/345 FC/2	1975 - 1978		711116	
340	Super Sonic 354 LC/2	1979 - 1981	710163C	711163	
340	Super Sonic/XC 354 LC/2	1979	710163C	711163	
377	MiRage 11/11E/SP FC/2	1980 - 1983	710023A	711023A	
400	400 Futura	1977 - 1979	710023	711023	
440	Futura 444 LC/2	1978 - 1979		711115	
440	Futura FC/2	1977 - 1978	710084	711084A	
440	Futura/440E FC/2	1975 - 1976	710025	711084	
440	Nuvik/440E FC/2	1977	710084	711084A	
440	Ultra Sonic 454 LC/2	1980 - 1982	710163C	711163A	
462	Sonic LC/2	1984		711166	
464	Futura LC/2	1980 - 1982	710163C	711163A	
503	Futura/500E FC/2	1980 - 1982	710162	711162B	
503	Grand Prix MX FC/2	1981	710162	711162B	
503	Grand Prix Sp FC/2	1979 - 1981	710162	711162B	
503	Sonic FC/2	1982	710162	711162B	
Polaris™					
120	120 Indy	2014 - 2021	710263	711263	
120	XC 120	2000 - 2013	710263	711263	
175	Playmate/Colt/TC	1971 - 1974	710085	711085	
175	Playmate/Colt/TC	1975 - 1976	710085	711085	
244	Colt 244 FC/1	1972 - 1975	710069	711069	
244	Colt 244 FC/1	1976 - 1978	710069	711069	
244	Indy/StarLite/GT	All	710069	711069	
250	Colt	1975 - 1978	710070	711070	
250	Colt SS	1974	710070	711070	

VERTEX GASKETS

CODE = B

KEYWORD = 16B



TERMS & INDEX

CC	Model	Years	Top End Gasket Kit	Complete Kit with Oil Seals	Water Pump Rebuild Kit
Polaris™					
250	Colt SS	1975 - 1976	710070	711070	
250	Colt SS	1977	710070A	711070A	
250	Gemini	1979 - 1980	710070A	711070A	
250	Starfire	1976	710071	711071A	
250	StarLite 250	1991 - 1995	710069	711069	
250	StarLite GT 250	1993 - 1994	710069	711069	
250	TX	1974	710070	711070	
250	TX	1975	710070	711070	
250	TX	1976 - 1979	710071	711071	
295	Starfire	1973	710071	711071A	
300	Charger/Colt/Colt SS/TX	1972 - 1974	710072	711072	
340	340 Classic	2003 - 2006	710173	711173	
340	340 Edge	2003	710173	711173	
340	340 Edge LX	2007	710173	711173	
340	340 Touring	2003 - 2007	710173	711173	
340	340 TranSport/Euro	2008	710173	711173	
340	Apollo/Cobra	1978 - 1979	710073A	711073A	
340	Apollo/Cutlass/Galaxie	1980 - 1981	710174	711174	
340	Colt SS	1977 - 1978	710073A	711073A	
340	Colt/Colt SS	1972 - 1974	710073	711073	
340	Colt/Colt SS	1975 - 1976	710073	711073	
340	Electra	1974 - 1975		711074	
340	Electra	1976 - 1977		711074	
340	Indy 340	1999	710173	711173	
340	Indy 340	2004 - 2008	710173	711173	
340	Indy 340 Deluxe	1999	710173	711173	
340	Indy 340 Deluxe	2000 - 2002	710173	711173	
340	Indy 340 Touring	1999	710173	711173	
340	Indy 340 Touring	2000 - 2002	710173	711173	
340	Indy Cross Country	1983	710109	711109	
340	Indy Sport	1987 - 1989	710173	711173	
340	Indy Sport GT	1989	710173	711173	
340	Indy Sport/Super/SS GT	1990	710173	711173	
340	IndyLite 340	1991 - 1993	710173	711173	
340	IndyLite 340	1994 - 1997	710173	711173	
340	IndyLite Deluxe 340	1992 - 1998	710173	711173	
340	IndyLite GT 340	1991 - 1997	710173	711173	
340	IndyLite Touring 340	1998	710173	711173	
340	Sprint 340	1986 - 1987	710173	711173	
340	Sprint ES 340	1986 - 1990	710173	711173	
340	Star Twin/ES 340	1985	710173	711173	
340	Starfire	1976	710075	711075A	
340	TX	1972 - 1974	710073	711073	
340	TX	1975 - 1979	710075	711075	
340	TX/TX-C	1980	710075	711075B	
340	TXL/TXL Indy	1977 - 1982	710109	711109	
400	Charger/Charger SS/TX	1970	710077	711077	
400	Charger/Charger SS/TX	1971	710077	711077	
400	Charger/Charger SS/TX	1972 - 1974	710077	711077	
400	Indy	1984	710109B	711109B	
400	Indy 400 Classic	1988	710109C		
400	Indy 400 SKS	1988	710109C		
400	Indy/Indy SKS/Indy Classic	1984 - 1991	710109C		
400	Mustang/Custom	1970	710077	711077	
400	Mustang/Custom	1971	710077	711077	
400	Mustang/Custom	1972 - 1974	710077	711077	
440	440 Indy	1996 - 1997	710187	711187	
440	440 IQ / Euro	2005 - 2007	710280	711280	721310
440	440 L/C	1993 - 1995	710187	711187	
440	440 L/C	1996 - 1997	710187	711187	
440	440 Pro X LC/2	2001 - 2004	710264	711264	721310
440	440 XC	1997	710209	711209	
440	440 XC SP	2000	710294	711294	721310
440	440 XCR	1992 - 1994	710187	711187	
440	440 XCR	1995	710209	711229	
440	440 XCR	1996	710209	711209	
440	440 XCR	1997	710233	711233	
440	440 XCR	1998 - 1999	710233	711233	721310
440	440 XCR SP	1994 - 1995	710209	711229	
440	440 XCR SP	1996	710209	711209	
440	440 XCR SP	1999	710294	711294	721310
440	440 XCR SP	2000	710294	711294	721310
440	Cobra	1978 - 1979	710078A	711078A	
440	Cutlass SS 440	1981 - 1982	710110A	711110A	
440	Electra	1975 - 1977	710078	711078	
440	Galaxy	1980 - 1981	710078A	711078A	

CC	Model	Years	Top End Gasket Kit	Complete Kit with Oil Seals	Water Pump Rebuild Kit
Polaris™					
440	Indy Trail	1983 - 1984	710110A	711110B	
440	Indy/Indy 440 SKS	1992 - 1995	710187	711187	
440	Long Track 440	1983 - 1988	710110A	711110B	
440	Long Track LTR 440	1989	710110A	711110B	
440	Long Track Reverse	1986 - 1987	710110A	711110B	
440	Pro X 440 FC/2	2002 - 2003	710236	711236	
440	Sport 440	1983	710110A	711110B	
440	Sport 440	1991 - 1993	710186	711186	
440	Sport 440	1994 - 1995	710186	711186	
440	Sport 440	1996	710186	711186	
440	Sport 440	1997 - 1999	710186	711186	
440	Sport GT 440	1991 - 1992	710186	711186	
440	Sport Lite 440	2000	710236	711236	
440	Sport/Super Sport 440	1984	710110A	711110B	
440	SS	1985 - 1986	710110A	711110B	
440	SS 440	1983	710110A	711110B	
440	Super Sport 440	1994 - 1996	710186	711186	
440	Trail 440	1985	710110A	711110B	
440	Tran Sport 440	1996 - 1999	710186	711186	
440	TX	1973	710081	711081	
440	TX	1974	710082	711082	
440	TX	1975 - 1976	710079A	711079A	
440	TX	1980	710079	711079B	
440	TX/X-TX	1977 - 1979	710079		
440	XCF 440	1997 - 1998	710186	711186	
440	XCF 440	1999	710236	711236	
440	XCF SP Edge 440	1999	710236	711236	
440	XCF SP Edge 440	2000 - 2001	710236	711236	
500	500 Carb SKS	1996	710208	711208	
500	500 Classic	1989 - 1995	710185A	711185A	
500	500 Classic	1996 - 1997	710208	711208	
500	500 Classic	1998 - 1999	710232	711232	
500	500 Classic	2000	710232	711232	
500	500 Classic	2001 - 2002	710253	711253	
500	500 Classic	2003	710250	711250	721310
500	500 Classic	2004 - 2006	710253	711253	
500	500 Classic Touring	1993 - 1994	710185A	711185A	
500	500 Classic Touring	1996 - 1997	710208	711208	
500	500 Classic Touring	1998 - 1999	710232	711232	
500	500 Classic Touring	2000	710253	711253	
500	500 Classic Touring	2001 - 2002	710253	711253	
500	500 Classic Touring	2003	710253	711253	
500	500 Edge	2003 - 2004	710232	711253	
500	500 EFI	1993 - 1995	710185A	711185A	
500	500 EFI	1996 - 1997	710208	711208	
500	500 EFI SKS	1993 - 1995	710185A	711185A	
500	500 Indy	1996 - 1997	710208	711208	
500	500 Indy	1998 - 1999	710232	711232	
500	500 Indy	2000	710232	711232	
500	500 Indy	2001 - 2002	710253	711253	
500	500 Indy	2003	710250	711250	
500	500 Indy	2004 - 2006	710253	711253	
500	500 RMK	1996 - 1997	710208	711208	
500	500 RMK	1998 - 1999	710232	711232	
500	500 RMK	2000 - 2001	710237	711237	721310
500	500 RMK	2002	710250	711250	721310
500	500 SKS	1989 - 1990	710185A	711185A	
500	500 SKS	1991	710185A	711185A	
500	500 SKS	1997	710208	711208	
500	500 SKS EFI	1992 - 1995	710185A	711185A	
500	500 SKS EFI	1996	710208	711208	
500	500 SKS/SKS Euro	2002	710250	711250	721310
500	500 SP	1989 - 1990	710185A	711185A	
500	500 SP	1991	710185A	711185A	
500	500 SP EFI	1992	710185A	711185A	
500	500 SPX EFI	1992	710185A	711185A	
500	500 XC	1999	710237	711237	721310
500	500 XC	2000 - 2001	710237	711237	721310
500	500 XC	2002	710250	711250	721310
500	500 XC	2003	710250	711250	721310
500	500 XC SP	1999	710237	711237	721310
500	500 XC SP	2000 - 2001	710250	711250	721310
500	500 XC SP	2002 - 2007	710250	711250	721310
500	500/600 XC SP	2004 - 2005	710250	711250	721310
500	Centurion	1979 - 1982	710109A	711109A	
500	Indy Super Sport 488/500	1997	710110C	711110C	

NEW

HELMETS

HELMET ACCESSORIES

APPAREL

ACCESSORIES

TRACKS & SUSPENSION

STEERING

TRANS MISSION

PLOW & WINCH

WIND SHIELDS

BRAKES & CARB.

ENGINE PARTS

ELECTRICAL

TRAILER

CHEMICALS

TECH & TOOLS

P.O.P

VERTEX GASKETS



CODE = B

KEYWORD = 16B

CC	Model	Years	Top End Gasket Kit	Complete Kit with Oil Seals	Water Pump Rebuild Kit
Polaris™					
500	Indy Super Sport 488/500	1998	710110C	711110C	
500	Indy Supertrak 488/500	1991 - 1993	710110C	711110C	
500	Indy Trail 488/500	1987 - 1990	710110C	711110C	
500	Indy Trail 488/500	1991 - 1997	710110C	711110C	
500	Indy Trail 488/500	1998 - 1999	710110C	711110C	
500	Indy Trail Deluxe 488 / 500	1988 - 1990	710110C	711110C	
500	Indy Trail Deluxe 488 / 500	1991 - 1996	710110C	711110C	
500	Indy Trail Touring 488 / 500	1996 - 1997	710110C	711110C	
500	Indy Trail Touring 488 / 500	1998 - 1999	710110C	711110C	
500	SKS Euro	2000 - 2001	710237	711237	721310
500	Trail 488	1986	710110C	711110C	
500	Trail ES 500	1987 - 1989	710110C	711110C	
500	Trail SKS 500	1988 - 1989	710110C	711110C	
500	Trail SP 500	1988 - 1989	710110C	711110C	
500	Trail Supertrak 500	1989 - 1990	710110C	711110C	
500	Trail Supertrak 500	1991	710110C	711110C	
500	Trail Widetrak 500	1990	710110C	711110C	
500	Wide Trak GT 500	1993	710110C	711110C	
500	Wide Trak GT 500	1994 - 1997	710110C	711110C	
500	Wide Trak LX 500	1993 - 1995	710185A	711185A	
500	Wide Trak LX 500	1996 - 1997	710208	711208	
500	Wide Trak LX 500	1998 - 1999	710232	711232	
500	Wide Trak LX 500	2000	710232	711232	
500	Wide Trak LX 500	2001 - 2005	710253	711253	
500	Wide Trak LX 500	2006 - 2015	710253	711253	
500	Widetrak 500	1991	710110C	811992	
500	Widetrak 500	1992	710110C	711110C	
530	Charger/SS/Custom/Must	1972 - 1975	710083	711083	
550	550 Classic	2002	710238	711238	
550	550 Classic	2004 - 2005	710286	711286	
550	550 Classic	2006	710286	711286	
550	550 Classic After 8/13/02	2003	710286	711286	
550	550 Classic Before 8/13/02	2003	710238	711238	
550	550 Edge LX	2007	710286	711286	
550	550 Indy	2014 - 2021	710286	711286	
550	550 Indy Adventure	2014 - 2021	710286	711286	
550	550 Indy EVO	2019 - 2021	710286	711286	
550	550 Indy LXT	2014 - 2021	710286	711286	
550	550 Indy Voyager	2014 - 2018	710286	711286	
550	550 IQ LXT/INTL	2011 - 2013	710286	711286	
550	550 IQ Shift/Euro	2009 - 2013	710286	711286	
550	550 LX	2007 - 2008	710286	711286	
550	550 Pro X Fan	2004	710286	711286	
550	550 RMK EVO	2020 - 2021	710286	711286	
550	550 Shift	2011 - 2013	710286	711286	
550	550 Voyager	2019 - 2021	710286	711286	
550	550 Wide Trak LX	2016 - 2019	710286	711286	
550	Sport Touring	2000 - 2003	710238	711238	
550	Sport Touring	2004	710286	711286	
550	Sport Touring ES	2001 - 2002	710286	711286	
550	Super Sport 550	1999	710238	711238	
550	Super Sport 550	2000 - 2002	710238	711238	
550	Super Sport 550	2004 - 2005	710286	711286	
550	Super Sport 550	2006 - 2008	710286	711286	
550	Super Sport 550 After 8/13/02	2003	710286	711286	
550	Super Sport 550 Before 8/13/02	2003	710238	711238	
550	Super Sport Edge 550	2001	710286		
550	Super Sport Edge 550	2004	710286	711286	
550	Super Sport Edge 550	2007	710286	711286	
550	Super Sport Edge 550 After 8/13/02	2003	710286		
550	Super Sport Edge 550 Before 8/13/02	2003	710286		
550	Super Sport M-10 F/O After 8/13/02	2003	710286		
550	Super Sport M-10 F/O Before 8/13/02	2003	710286		
550	Super Sport/Euro 550	2008	710286	711286	
550	Trail RMK 550	1999	710238	711238	
550	Trail RMK 550	2000 - 2003	710238	711238	
550	Trail RMK 550	2004 - 2005	710286	711286	
550	Trail RMK 550	2006 - 2010	710286	711286	
550	Trail SKS-Euro	1999	710238	711238	
550	Trail Touring 550	2000 - 2003	710238	711238	
550	Trail Touring 550 / Deluxe	2004 - 2005	710286	711286	

CC	Model	Years	Top End Gasket Kit	Complete Kit with Oil Seals	Water Pump Rebuild Kit
Polaris™					
550	Trail Touring 550 / Deluxe	2006 - 2011	710286	711286	
600	600	1985	710175	711175	
600	600	1986 - 1987	710175	711175	
600	600 AXYS Pro RMK	2019	710327	711327	721310
600	600 AXYS Pro RMK	2020 - 2021	710327		721310
600	600 AXYS Pro RMK EFI	2016 - 2018	710327	711327	721310
600	600 Classic	2001	710251	711251	721310
600	600 Classic	2002 - 2006	710251	711251	721310
600	600 Classic Edge	2001	710230	711230	721230
600	600 Classic Touring	2001	710251	711251	721310
600	600 Classic Touring	2002 - 2004	710251	711251	721310
600	600 Cleanfire Switchback EFI	2007	710298	711298	721310
600	600 Edge Touring	2005			721310
600	600 Edge Touring	2006			721310
600	600 HO Fusion F/O	2006	710291	711291	721310
600	600 HO IQ F/O	2007	710297	711297	721310
600	600 HO IQ Tour Cleanfire/ Euro EFI	2007 - 2008	710298	711298	721310
600	600 HO IQ/LX Cleanfire EFI	2007 - 2008	710298	711298	721310
600	600 HO RMK 144 F/O	2006	710297	711297	721310
600	600 HO Switchback F/O	2006	710291	711291	721310
600	600 HO Switchback F/O	2007	710297	711297	721310
600	600 Indy	1983	710175	711110	
600	600 Indy	2019	710328		721310
600	600 Indy	2020	710328		721310
600	600 Indy Adventure	2020 - 2021	710327		721310
600	600 Indy SP	2019 - 2020	710327	711327	721310
600	600 Indy SP	2021	710327		721310
600	600 Indy Voyageur EFI	2014	710307	711307	721310
600	600 Indy Voyageur EFI	2015 - 2016	710307	711307	721310
600	600 Indy XC	2019	710327	711327	721310
600	600 Indy XC	2020 - 2021	710327		721310
600	600 Indy XCR	2020 - 2021	710327		721310
600	600 Indy/Indy LE	1984	710175	711175	
600	600 Indy/SP/LTD EFI	2013 - 2015	710307	711307	721310
600	600 Indy/SP/LTD EFI	2016 - 2018	710328	711328	721310
600	600 IQ Dragon/600 IQ LX EFI	2008			721310
600	600 IQ LXT/INTL EFI	2011 - 2015	710307	711307	721310
600	600 IQ Racer/INTL	2008 - 2018	710305	711305	721310
600	600 IQ Shift EFI	2009 - 2012	710307	711307	721310
600	600 IQ Shift/Euro	2008 - 2009	710297	711297	721310
600	600 IQ Tour/Euro EFI	2008 - 2010	710307	711307	721310
600	600 IQ/ES/ES Euro EFI	2009	710307	711307	721310
600	600 LE	1986 - 1987	710175	711175	
600	600 Pro RMK 155 EFI	2012 - 2015	710307	711307	721310
600	600 Pro X	2001	710251	711251	721310
600	600 Pro X	2002 - 2004	710251	711251	721310
600	600 Pro-Ride Rush EFI	2010	710307	711307	721310
600	600 RMK	1998	710230	711230	
600	600 RMK	1999	710230	711230	721230
600	600 RMK	2000 - 2001	710230	711230	721230
600	600 RMK	2002 - 2005	710251	711251	721310
600	600 RMK	2019	710327	711327	721310
600	600 RMK	2020 - 2021	710327		721310
600	600 RMK (144/155)	2007	710297	711297	721310
600	600 RMK 144	2008	710297	711297	721310
600	600 RMK 155 EFI	2008	710297		721310
600	600 RMK EFI (144/155)	2010 - 2011	710307	711307	721310
600	600 RMK EFI (144/155)	2012 - 2015	710307	711307	721310
600	600 RMK EFI (144/155)	2016	710328	711328	721310
600	600 RMK EFI (144/155)	2017 - 2018	710327	711327	721310
600	600 RMK Shift EFI	2009	710307	711307	721310
600	600 RR/Euro	2008 - 2009	710297	711297	721310
600	600 Rush Pro EFI	2011	710307	711307	721310
600	600 Rush Pro EFI	2012	710307	711307	721310
600	600 Rush Pro EFI	2013 - 2014	710307	711307	721310
600	600 Rush Pro EFI	2015	710329	711329	721310
600	600 Rush Pro EFI	2016 - 2018	710327	711327	721310
600	600 Rush Pro-S	2019	710327	711327	721310
600	600 Rush Pro-S	2020	710327		721310
600	600 Rush XCR	2019	710327	711327	721310
600	600 Rush XCR EFI	2017 - 2018	710327	711327	721310
600	600 Shift EFI	2011	710307	711307	721310
600	600 Switchback	2004 - 2005	710251	711251	721310
600	600 Switchback Adventure	2019	710327	711327	721310
600	600 Switchback Adventure	2015	710329	711329	721310

VERTEX GASKETS

CODE = B

KEYWORD = 16B



CC	Model	Years	Top End Gasket Kit	Complete Kit with Oil Seals	Water Pump Rebuild Kit
Polaris™					
600	600 Switchback Adventure EFI	2016 - 2018	710327	711327	721310
600	600 Switchback Assault	2019	710327	711327	721310
600	600 Switchback Assault	2020 - 2021	710327	711327	721310
600	600 Switchback Assault EFI	2015	710307	711307	721310
600	600 Switchback Assault EFI	2016	710328	711328	721310
600	600 Switchback Assault EFI	2017 - 2018	710327	711327	721310
600	600 Switchback EFI	2011	710307	711307	721310
600	600 Switchback EFI	2012	710307	711307	721310
600	600 Switchback EFI	2013 - 2014	710307	711307	721310
600	600 Switchback Pro EFI	2015	710329	711329	721310
600	600 Switchback Pro EFI	2016 - 2018	710327	711327	721310
600	600 Switchback Pro-S	2019	710327	711327	721310
600	600 Switchback Pro-S	2020 - 2021	710327	711327	721310
600	600 Switchback SP	2019	710327	711327	721310
600	600 Switchback XCR	2019	710327	711327	721310
600	600 Switchback XCR	2020 - 2021	710327	711327	721310
600	600 Switchback XCR EFI	2018	710327	711327	721310
600	600 Switchback/Dragon Switchback EFI	2008	710307	711307	721310
600	600 Switchback/Dragon/Euro	2009	710307	711307	721310
600	600 Switchback/Dragon/Euro EFI	2010	710307	711307	721310
600	600 Touring	2000 - 2001	710251	711251	721310
600	600 Touring	2002 - 2003	710251	711251	721310
600	600 Touring	2004 - 2005	710251	711251	721310
600	600 Touring	2006	710251	711251	721310
600	600 Triumph	2000	710205	711205	
600	600 Voyageur	2019	710327	711327	721310
600	600 Voyageur	2020 - 2021	710327	711327	721310
600	600 Voyageur EFI	2017 - 2018	710327	711327	721310
600	600 Widetrack IQ/INTL EFI	2010 - 2017	710307	711307	721310
600	600 XC	2003	710251	711251	721310
600	600 XC Deluxe	2000	710230	711230	721230
600	600 XC LC/2	1998 - 1999	710230	711230	
600	600 XC LC/2	2000	710230	711230	721310
600	600 XC LC/3	1997	710205	711205	
600	600 XC LC/3	1998	710205	711205	
600	600 XC LC/3	1999	710205	711205	721230
600	600 XC SP	1999	710230	711230	721230
600	600 XC SP	2000 - 2001	710251	711251	721310
600	600 XC SP	2002 - 2005	710251	711251	721310
600	600 XCR	1994	710205	711205	
600	600 XCR	1996	710205	711205	
600	600 XCR	1997 - 1998	710206	711206	
600	600 XCR SE	1997 - 1998	710206	711206	
600	600 XCR SP	1996	710206	711206	
600	CFI RMK	2008	710298	711298	721310
600	HO IQ CFI/LX/Switchback/Touring	2007 - 2008	710298	711298	721310
600	HO RMK 144	2006	710291	711291	721310
600	HO RMK 144	2008	710297	711297	721310
600	HO RMK 144 / 155	2007	710297	711297	721310
600	Indy 600 XCR	1995 - 1996	710205	711205	
600	Indy Ultra SPX/SPX SE	1997	710206	711206	
600	Indy XLT Special XTRA	1994	710204	711204	
600	Indy XLT/SKS/SP	1992 - 1994	710191	711191	
600	IQ ES Dragon EFI	2009 - 2010	710307	711307	721310
600	SNO 600 IQ/ES/ES Euro	2009			721310
600	XLT 600	1995 - 1997	710204	711204	
600	XLT Classic 600	1998 - 1999	710205	711205	
600	XLT LTD 600	1997 - 1998	710205	711205	
600	XLT LTD SP 600	1997	710205	711205	
600	XLT RMK 600	1995 - 1997	710204	711204	
600	XLT SKS 600	1995 - 1997	710204	711204	
600	XLT SP 600	1995	710204	711204	
600	XLT SP 600	1996 - 1999	710205	711205	
600	XLT Touring	1995 - 1997	710204	711204	
600	XLT Touring	1998 - 1999	710205	711205	
650	650 Indy	1988 - 1992	710181A	711181A	
650	650 RXL	1990 - 1997	710181A	711181A	
650	650 SKS	1988 - 1991	710181A	711181A	
650	650 SKS	1992 - 1993	710181A	711181A	
650	650 SKS	1994 - 1997	710181A	711181A	
650	RXL LT	1995	710181A	711181A	
650	RXL SKS	1993	710181A	711181A	

CC	Model	Years	Top End Gasket Kit	Complete Kit with Oil Seals	Water Pump Rebuild Kit
Polaris™					
650	RXL Touring	1994 - 1995	710181A	711181A	
650	TX Starfire	1972 - 1973		711081X	
700	700 Classic	2001	710231	711231	721230
700	700 Classic	2002 - 2003	710265	711265	721230
700	700 Classic	2004	710265	711265	721230
700	700 Classic EFI	2006	710288	711288	
700	700 Classic Touring	2003			721230
700	700 Cleanfire Dragon/Euro EFI	2007	710298	711298	721310
700	700 Edge RMK	2003			721230
700	700 EV XC SP Edge	2001	710287	711287	721230
700	700 Fusion EFI	2006	710288	711288	
700	700 HO Touring EFI	2006	710288	711288	
700	700 IQ Dragon /700 IQ/Euro EFI	2008	710300	711300	721310
700	700 RMK	1997 - 1998	710223	711223	
700	700 RMK	1999	710231	711231	721230
700	700 RMK	2000 - 2001	710231	711231	721230
700	700 RMK	2002 - 2005	710265	711265	721230
700	700 RMK	2006	710288	711288	
700	700 RMK	2008	710298	711298	721310
700	700 RMK 155/ES	2009 - 2010	710307	711307	721310
700	700 RMK Dragon	2007 - 2008	710298	711298	721310
700	700 SKS	1997	710223	711223	
700	700 SKS	1999	710231	711231	721230
700	700 SKS	2000 - 2001	710231	711231	721230
700	700 SKS	2003			721230
700	700 SKS/Euro	2002	710265	711265	721230
700	700 Switchback	2004	710265	711265	721230
700	700 Switchback/Dragon Switchback	2008	710300	711300	721310
700	700 XC	1997 - 1998	710223	711223	
700	700 XC	1999	710231	711231	721230
700	700 XC	2000	710231	711231	721230
700	700 XC	2001	710231	711231	721230
700	700 XC DLX	2000	710231	711231	721230
700	700 XC SP	1999	710231	711231	721230
700	700 XC SP	2000 - 2001	710231	711231	721230
700	700 XC SP	2002	710265	711265	721230
700	700 XC SP	2003 - 2005	710265	711265	721230
700	700 XCR	1998	710206	711206	
700	Dragon RMK/INTL	2007	710298	711298	721310
700	Frontier	2002 - 2005	710281	711281	821891
700	Indy Ultra	1998	710206	711206	
700	Indy Ultra SP/SKS/RMK	1996	710206	711206	
700	Indy Ultra/Ultra SP	1997	710206	711206	
700	Pro X 700	2003 - 2004	710265	711265	721230
750	Indy Storm/SKS	1993	710192	711192	
780	Frontier Classic	2003 - 2004			821891
780	Frontier Touring	2003 - 2005			821891
780	Indy Frontier	2002			821891
800	800 Assault RMK 146	2009 - 2010	710306	711306	721310
800	800 AXYS Pro RMK	2016 - 2017	710330	711330	721310
800	800 AXYS Pro RMK	2018 - 2019	710332	711332	721310
800	800 AXYS Pro RMK	2020	710332		721310
800	800 AXYS RMK Assault	2017	710330	711330	721310
800	800 AXYS RMK Assault	2018 - 2019	710332	711332	721310
800	800 AXYS SKS	2016 - 2017	710330	711330	721310
800	800 AXYS SKS	2018 - 2019	710332	711332	721310
800	800 AXYS SKS	2020	710332		721310
800	800 Classic	2004	710252	711252	721230
800	800 Classic Touring	2003 - 2004	710252	711252	721230
800	800 Dragon IQ/ES/INTL	2010	710306	711306	721310
800	800 Dragon RMK	2010	710306	711306	721310
800	800 Dragon SP/ES Euro	2009	710306	711306	721310
800	800 Dragon Switchback	2010	710306	711306	721310
800	800 Edge Touring	2005	710252	711252	721230
800	800 Indy	2014 - 2015	710316	711316	721310
800	800 Indy Adventure	2020	710332		721310
800	800 Indy XC	2019	710332	711332	721310
800	800 Indy XC	2020	710332		721310
800	800 Indy XCR	2020	710332		721310
800	800 IQ	2008	710306	711306	721310
800	800 IQ/ES	2009 - 2010	710306	711306	721310
800	800 LE	2001	710252	711252	721230
800	800 Pro RMK	2011	710310	711310	721310

TERMS & INDEX

NEW

HELMETS

HELMET ACCESSORIES

APPAREL

ACCESSORIES

TRACKS & SUSPENSION

STEERING

TRANS MISSION

PLOW & WINCH

WIND SHIELDS

BRAKES & CARB.

ENGINE PARTS

ELECTRICAL

TRAILER

CHEMICALS

TECH & TOOLS

P.O.P

VERTEX GASKETS



CODE = B

KEYWORD = 16B

- TERMS & INDEX
- NEW
- HELMETS
- HELMET ACCESSORIES
- APPAREL
- ACCESSORIES
- TRACKS & SUSPENSION
- STEERING
- TRANS MISSION
- PLOW & WINCH
- WIND SHIELDS
- BRAKES & CARB.
- ENGINE PARTS
- ELECTRICAL
- TRAILER
- CHEMICALS
- TECH & TOOLS
- P.O.P

CC	Model	Years	Top End Gasket Kit	Complete Kit with Oil Seals	Water Pump Rebuild Kit
Polaris™					
800	800 Pro RMK	2012	710310	711310	721310
800	800 Pro RMK	2013 - 2015	710316	711316	721310
800	800 Pro X	2003 - 2004	710252	711252	721230
800	800 RMK	2000	710252	711252	721230
800	800 RMK	2003 - 2005	710252	711252	721230
800	800 RMK	2010	710306	711306	721310
800	800 RMK	2011	710310	711310	721310
800	800 RMK	2012	710310	711310	721310
800	800 RMK	2013 - 2016	710316	711316	721310
800	800 RMK 144	2001	710252	711252	721230
800	800 RMK 151	2001	710252	711252	721230
800	800 RMK 151 Built Before 3/1/01	2002	710252	711252	721230
800	800 RMK Assault	2011	710310	711310	721310
800	800 RMK Assault	2012	710310	711310	721310
800	800 RMK Assault	2013 - 2015	710316	711316	721310
800	800 RMK Assault	2016	710330	711330	721310
800	800 RMK F/O 144	2002	710252	711252	721230
800	800 RMK KHAOS	2020	710332		721310
800	800 RMK Shift	2009	710306	711306	721310
800	800 RMK SP 144	2001	710252	711252	721230
800	800 RMK SP 151	2001	710252	711252	721230
800	800 RMK/ES/800 Dragon	2009	710306	711306	721310
800	800 Rush	2011	710310	711310	721310
800	800 Rush	2012	710310	711310	721310
800	800 Rush	2013	710316	711316	721310
800	800 Rush PRO	2011	710310	711310	721310
800	800 Rush PRO	2012	710310	711310	721310
800	800 Rush PRO	2013	710316	711316	721310
800	800 Rush PRO	2014	710316	711316	721310
800	800 Rush PRO	2015	710330	711330	721310
800	800 Rush PRO	2016 - 2017	710330	711330	721310
800	800 Rush PRO	2018	710332	711332	721310
800	800 Rush PRO-S	2019	710332	711332	721310
800	800 Rush PRO-S	2020	710332	711332	721310
800	800 Rush XCR	2017	710330	711330	721310
800	800 Rush XCR	2018	710332	711332	721310
800	800 SKS	2003			721230
800	800 Switchback	2004 - 2005	710252	711252	721230
800	800 Switchback	2010	710306	711306	721310
800	800 Switchback	2012	710310	711310	721310
800	800 Switchback	2013 - 2014	710316	711316	721310
800	800 Switchback XCR	2018	710332	711332	721310
800	800 Switchback Adventure	2014	710316	711316	721310
800	800 Switchback Adventure	2016 - 2017	710330	711330	721310
800	800 Switchback Adventure	2018 - 2019	710332	711332	721310
800	800 Switchback Assault	2011	710310	711310	721310
800	800 Switchback Assault	2012	710310	711310	721310
800	800 Switchback Assault	2013 - 2015	710316	711316	721310
800	800 Switchback Assault	2016	710316	711316	721310
800	800 Switchback Assault	2017	710330	711330	721310
800	800 Switchback Assault	2018 - 2019	710332	711332	721310
800	800 Switchback Assault	2020	710332	711332	721310
800	800 Switchback PRO	2012	710310	711310	721310
800	800 Switchback PRO	2013 - 2014	710316	711316	721310
800	800 Switchback PRO S/X	2015	710330	711330	721310
800	800 Switchback PRO S/X	2016 - 2017	710330	711330	721310
800	800 Switchback PRO S/X	2018	710332	711332	721310
800	800 Switchback PRO-S	2019	710332	711332	721310
800	800 Switchback PRO-S	2020	710332	711332	721310
800	800 Switchback PRO-S	2020	710332	711332	721310
800	800 Switchback/Dragon/Euro	2009	710306	711306	721310
800	800 Titan Adventure	2019			721310
800	800 Titan Adventure	2020 - 2021			721310
800	800 Titan SP	2019			721310
800	800 Titan SP	2020 - 2021			721310
800	800 Titan SP/Adventure/XC	2018			721310
800	800 Titan XC	2019			721310
800	800 Titan XC	2020 - 2021			721310
800	800 XC SP Edge	2001 - 2005	710252	711252	721230
800	800 XCR	1999	710254	711254	
800	800 XCR	2000 - 2003	710254	711254	
800	Dragon RMK	2008	710306	711306	721310
800	Storm	1994 - 1995	710199	711199	
800	Storm	1996	710207	711207	
800	Storm	1997 - 1998	710218	711218	

CC	Model	Years	Top End Gasket Kit	Complete Kit with Oil Seals	Water Pump Rebuild Kit
Polaris™					
800	Storm RMK	1996 - 1997	710218	711218	
800	Storm SE	1997	710218	711218	
800	Storm SKS	1994 - 1995	710199	711199	
800	Storm SKS	1996	710207	711207	
900	900 Fusion	2005 - 2006	710282	711282	
900	900 RMK	2005 - 2006	710282	711282	
900	900 Switch Back	2005 - 2006	710282	711282	
Rupp™					
250	250/2 LC Rupp (Xenoah) LC/2	All			711318
340	340/2 LC Rupp (Xenoah) LC/2	All			711161
Sachs™					
290	290 SA280/SA290/SA290C FC/1	All			711010
290	290 SA290/2 / SA340/2 FC/2	All			711102
290	290 SA290SS/SA290R FC1	All			711011A
340	340 SA340/SS/SA370 FC/1	All			711011
400	400 SA400/2 FC/2	All			711103
440	440 SA440 Electric Start FC/2	All			711012
Ski-Doo™					
120	Mini Z / 4 Cycle	1998 - 2008			711257
250	Citation	1987	710164		711164
250	Elan 250/Deluxe/250 SS	1973 - 1979			711119
250	Elan FC/1	1971 - 1980			711024
250	Elan FC/1	1981 - 1996			711024
250	Safari Citation/Tundra	1985 - 1992	710164		711164
250	TNT RV250	1975 - 1976			71119A
250	Tundra	1987	710164		711164
280	Citation 3500/3500E	1980 - 1982			71119B
280	Citation 3500/Skandic	1983 - 1984			71119C
280	Tundra/II/LT	1993 - 1995	710195		711195
280	Tundra/II/LT	1996 - 1997	710195		711195
280	Tundra/II/LT/R	1998 - 2005	710195		711195
300	Citation 300SS/294SS	1978 - 1979	710064		711064R
300	Elan 294SS/300SS	1974 - 1975	710064		711064R
300	Freestyle 300F	2006	710195		711195
300	Freestyle Session 300F	2007 - 2008	710195		711195
300	Olympique	1975			711120B
300	Olympique	1976			711120
300	Olympique	1977			711120
300	Olympique	1978			711120A
300	Olympique 1977	1977			711120A
300	Olympique 300	1967 - 1969			711021
300	Olympique 300 / 300S	1972 - 1976			711022
300	Skandic Tundra 300F	2007 - 2009	710195		711195
300	TNT 15" track 292/292S	1971 - 1972	710022Y		711022Y
300	TNT 300	1973 - 1974	710064		711064R
300	Tundra 300F	2006	710195		711195
340	Olympique / Everest 340	1977 - 1979	710026		711117
340	Olympique 340/340 E	1973 - 1975	710026		711026
340	Olympique/Skandic 335	1971 - 1973	710022Y		711022Y
340	TNT 340 / 340S	1972 - 1975	710026		711026
340	TNT 340 Fan	1976	710026		711121
340	TNT FA 346	1973 - 1978			711086A
340	TNT RV FA	1976 - 1978			711116
350	Blizzard 7500	1981			711163X
350	Blizzard 7500 / CC	1979 - 1980	710163C		711163
377	Citation / Safari / Saga	1980 - 1989	710023A		711023A
377	Safari	1987	710023A		711023A
377	Safari / Scout	1990 - 1992	710023C		711023C
377	Safari L / LE / Deluxe	1993 - 1994	710023C		711023C
377	Skandic II/IIIR	1993	710023C		711023C
377	Skandic/Nordik/MiRage	1981 - 1986	710023A		711023A
380	Formula S	1995 - 1999	710210		711210
380	Formula S/DLX	2000 - 2001	710210		711210
380	Grand Touring 380 F	2002 - 2003	710210		711210
380	GSX 380F	2005 - 2006	710210		711210
380	GTX 380F	2005 - 2006	710210		711210
380	Legend 380 F	2002 - 2004	710210		711210
380	MX Z 380 F	2001 - 2003	710210		711210
380	MX Z 380 F/GT 380 F	2004 - 2006	710210		711210
380	Skandic 380	1995 - 1999	710210		711210
380	Skandic 380	2000	710210		711210
380	Touring E 380 F	1995 - 1999	710210		711210
380	Touring E 380 F	2000 - 2001	710210		711210
399	399 Alpine	1970 - 1971	710023		711023
399	399 Nordic	1970 - 1971	710023		711023

VERTEX GASKETS

CODE = B

KEYWORD = 16B



CC	Model	Years	Top End Gasket Kit	Complete Kit with Oil Seals	Water Pump Rebuild Kit
Ski-Doo™					
399	399 Olympic	1970 - 1974	710023	711023	
399	399 Olympic TNT	1969	710023	711023	
399	399 Valmont	1971	710023	711023	
400	Blizzard FA	1972		711068	
400	TNT 400 FA 396	1973 - 1974		711067A	
400	TNT 400 FA 398	1972		711067	
440	Elite / Apline	1972 - 1974	710025	711025X	
440	Elite / Everest	1974	710084	711084	
440	Formula MX Z/GT LE 440 F	1997 - 1999	710210	711210	
440	Formula MX Z/GT LE 440 F	2000 - 2001	710210	711210	
440	MX Z 440 F	1997 - 1999	710210	711210	
440	MX Z 440 F	2000 - 2001	710210	711210	
440	MX Z 440 Racing LC	2006 - 2007	710258	711258	721258
440	MX Z X 440 LC	1999	710234	711234	721258
440	MX Z X 440 LC	2000 - 2003	710258	711258	721258
440	MX Z X 440 Racing LC	2004 - 2006	710258	711258	721258
440	Nordic	1972	710025	711025X	
440	Olympique	1973	710025	711025X	
440	Olympique	1974	710084	711084	
440	Olympique	1976	710025	711025X	
440	Olympique	1977	710084	711084A	
440	Skandic 440/LT 440 F	2001 - 2007	710210	711210	
440	TNT 440	1977 - 1978	710084	711084A	
440	TNT / Everest	1975	710084	711084	
440	TNT / Everest	1976	710084	711084A	
440	TNT 18" / Valmont 44R	1972 - 1973	710025	711025X	
440	TNT 18" Track / 440S	1971	710025	711025	
440	TNT 440	1973 - 1977		711068	
440	Touring LE 440 F	1995 - 1999	710210	711210	
440	Touring LE 440 F	2000	710210	711210	
444	Elite	1978 - 1980		711115	
444	Everest	1978 - 1979		711115	
447	Nordic 50	1988 - 1990	710162C	711162C	
447	Nordic 50	1991	710162C	711162D	
447	Safari / Safari E	1984 - 1986	710162C	711162C	
447	Safari LX / LXE	1990	710162C	711162D	
447	Safari LX / LXE	1991	710162C	711162D	
454	Blizzard 9500	1979 - 1982	710163C	711163A	
454	Blizzard 9500 81	1981	710163C	711163B	
454	Formula MX Z 454	1995	710211	711211	721211
454	Formula MX Z440/MXZ X	1997 - 1998	710211	711211	721211
462	Formula SS / SP / SS	1984		711166	
462	Formula SS / SP / SS	1985 - 1986		711166	
464	Elite LC	1981 - 1982	710163C	711163A	
464	Everest LC	1980 - 1983	710163C	711163A	
467	Formula MX	1985	710165	711165A	
467	Formula MX	1994	710203	711203	721203
467	Formula MX	1995	710203	711203	721203
467	Formula MX/MX LT	1986	710165	711165A	721165A
467	Formula MX/MX LT	1987	710165	711165A	721165A
467	Formula MX/MX LT	1988 - 1989	710165	711165B	721165B
467	Formula MX/MX LT	1990	710165C	711165C	721165B
467	Formula MX/XTC/XTCR	1991	710165D	711165D	721165B
467	Formula MX/XTC/XTCR	1992 - 1993		711165E	721165B
467	Formula MXZ ST	1994	710203	711203	721203
467	Formula MXZ X	1994	710292	711292	721203
467	Grand Touring 470	1995	710203	711203	721203
467	Safari GLX / LC	1990 - 1991	710165C	711165C	721165B
467	Safari GLX / LC / LCE	1992	710165C	711165C	721165B
467	Summit	1994	710203	711203	721203
500	500 SS GSX Sport	2004 - 2005	710259	711283	721258
500	500 SS GTX Sport	2005	710259	711283	721258
500	500 SS Legend/GT Sport	2004	710259	711283	721258
500	Formula 500/DLX LC	1997	710212	711212	721212A
500	Formula 500/DLX LC	1998	710212	711212	721212A
500	Formula 500/DLX LC	1999	710212	711212	721212B
500	Formula 500/DLX LC	2000	710212	711212	721212B
500	Formula 500/DLX LC	2001	710256	711256	721258
500	Formula SL LC	1996	710212	711212	721211
500	Formula SLS LC	1996	710212	711212	721211
500	Formula Z 500 LC	1999	710212	711212	721212B
500	Grand Touring 500	1996	710212	711212	721211
500	Grand Touring 500	1997	710212	711212	721212A
500	Grand Touring 500	1998	710212	711212	721212A
500	Grand Touring 500	1999	710212	711212	721212B

CC	Model	Years	Top End Gasket Kit	Complete Kit with Oil Seals	Water Pump Rebuild Kit
Ski-Doo™					
500	Grand Touring 500	2001	710256	711334	721258
500	Grand Touring 500	2002 - 2003	710256	711256	721258
500	Legend 500 LC	2002 - 2003	710256	711256	721258
500	MX Z 500	1998 - 1999	710212	711212	721212A
500	MX Z 500	2000 - 2002	710256	711256	721258
500	MX Z 500 Adrenaline	2003	710256	711256	721258
500	MX Z 500 Trail	2003	710256	711256	721258
500	MX Z 500SS Trail	2005	710259	711283	721258
500	Skandic Wide Track LC	1997	710212	711212	721212A
500	Skandic Wide Track LC	1998	710212	711212	721212A
500	Skandic Wide Track LC	1999	710212	711212	721212B
500	Skandic Wide Track LC	2000	710212	711212	721212B
500	Summit 500 LC	1996	710212	711212	721211
500	Summit 500 LC	1997	710212	711212	721212A
500	Summit 500 LC	1998	710212	711212	721212A
500	Summit 500 LC	1999	710212	711212	721212B
503	All 503 Up to & 89	All	710162	711162B	
503	Alpine I II	1983 - 1986	710162	711162B	
503	Alpine I II	1987 - 1989	710162	711162B	
503	Alpine II	1990 - 1995	710162	711162A	
503	Blizzard 5500	1979 - 1983	710162	711162B	
503	Blizzard 5500	1984	710162	711162B	
503	Everest 500	1980 - 1982	710162	711162B	
503	Formula 500 DLX F	1999	710196	711196	
503	Formula 500 DLX F	2000 - 2001	710196	711196	
503	Formula SL 503 F	1995 - 1999	710196	711196	
503	Grand Touring 503 F	2002	710196	711196	
503	Legend 500 F	2002	710196	711196	
503	MX Z 500 F	2001 - 2002	710196	711196	
503	Nordic 60	1988 - 1989	710162	711162B	
503	Nordic 60	1990 - 1991	710162	711162A	
503	Safari 503	1988	710162	711162B	
503	Safari Cheyenne	1989	710162	711162B	
503	Safari Escapade	1989	710162	711162B	
503	Safari Rally	1993 - 1994	710196	711196	
503	Safari Voyager	1989	710162	711162B	
503	Skandic 500 F	1995 - 2000	710196	711196	
503	Skandic 500 F	2003	710196	711196	
503	Skandic 500 SWT	2001 - 2002	710196	711196	
503	Skandic 500 WT	2001 - 2002	710196	711196	
503	Skandic 503	1987	710162	711162B	
503	Skandic 503 R R SLT	1993	710162	711162A	
503	Skandic Escapade Stratos	1988	710162	711162B	
503	Skandic Ski Hill Special	1995 - 1996	710162	711162A	
503	Skandic Super Wide Track	1997 - 1998	710196	711196	
503	Skandic Super Wide Track	1999	710196	711196	
503	Skandic Super Wide Track	2000 - 2003	710196	711196	
503	Skandic Wide Track	1995 - 1996	710162	711162A	
503	Skandic Wide Track	1997	710196	711196	
503	Skandic Wide Track	1998 - 1999	710196	711196	
503	Skandic Wide Track	2000 - 2003	710196	711196	
503	Skandic/SLT	1993 - 1994	710196	711196	
503	Stratos	1987 - 1988	710162	711162B	
503	Summit 500 F	2001 - 2002	710196	711196	
503	Touring 500 F	2001	710196	711196	
503	Touring SLE 503 F	1995 - 1999	710196	711196	
503	Touring SLE 503 F	2000	710196	711196	
534	Blizzard 9700	1983		711170	
534	Blizzard 9700	1984		711170	
536	Formula Plus/ LT	1989 - 1990	710177	711177	721165B
536	Formula Plus/E/XTC/XTCE	1991	710177A	711177A	721165B
537	Formula Plus	1985 - 1986	710165	711165A	
537	Formula Plus	1987	710165	711165A	
537	Formula Plus	1988	710165	711165B	
550	Expedition 550F	2005 - 2006	710277	711277	
550	Expedition Sport 550F	2007 - 2018	710277	711277	
550	Expedition Sport 550F	2019 - 2020	710277	711277	
550	Freestyle Back Country 550F	2007	710277	711277	
550	Freestyle BC/Park 550F	2008 - 2009	710277	711277	
550	Freestyle Park 550F	2007	710277	711277	
550	Freestyle Session 550F	2007	710277	711277	
550	Grand Touring 550 F	2003	710277	711277	
550	Grand-Touring Sport 550F	2010 - 2015	710277	711277	
550	GSX 550F	2005 - 2010	710277	711277	
550	GTX 550F	2005 - 2009	710277	711277	
550	Legend 550 F	2003 - 2004	710277	711277	

TERMS & INDEX
NEW
HELMETS
HELMET ACCESSORIES
APPAREL
ACCESSORIES
TRACKS & SUSPENSION
STEERING
TRANS MISSION
PLOW & WINCH
WIND SHIELDS
BRAKES & CARB.
ENGINE PARTS
ELECTRICAL
TRAILER
CHEMICALS
TECH & TOOLS
P.O.P

VERTEX GASKETS



CODE = B

KEYWORD = 16B

TERMS & INDEX

NEW

HELMETS

HELMET ACCESSORIES

APPAREL

ACCESSORIES

TRACKS & SUSPENSION

STEERING

TRANS MISSION

PLOW & WINCH

WIND SHIELDS

BRAKES & CARB.

ENGINE PARTS

ELECTRICAL

TRAILER

CHEMICALS

TECH & TOOLS

P.O.P

CC	Model	Years	Top End Gasket Kit	Complete Kit with Oil Seals	Water Pump Rebuild Kit
Ski-Doo™					
550	MX Z 550 F	2003 - 2008	710277	711277	
550	MX Z 550 X	2006 - 2009	710277	711277	
550	MXZ Sport 550F	2011 - 2014	710277	711277	
550	MXZ TNT 550F	2010 - 2012	710277	711277	
550	Renegade Sport 550F	2010 - 2014	710277	711277	
550	Skandic 550 F	2004	710277	711277	
550	Skandic 550F	2016 - 2018	710277	711277	
550	Skandic 550F	2019 - 2020	710277	711277	
550	Skandic 550F WT/SWT	2011	710277	711277	
550	Skandic 550F WT/SWT	2012 - 2015	710277	711277	
550	Skandic Sport SUV/WT/SWT	2004 - 2010	710277	711277	
550	Skandic SUV 550F	2008	710277	711277	
550	Skandic SWT 550F	2008	710277	711277	
550	Skandic Tundra 550 STD/ Sport/LT	2010 - 2012	710277	711277	
550	Skandic Tundra LT 550F	2008 - 2009	710277	711277	
550	Skandic Tundra Sport/LT 550F	2013 - 2016	710277	711277	
550	Skandic Tundra WT 550F	2014 - 2015	710277	711277	
550	Skandic WT 550F	2008	710277	711277	
550	Summit 550F	2003 - 2009	710277	711277	
550	Tundra 550F	2018	710277	711277	
550	Tundra 550F	2019 - 2020	710277	711277	
550	Tundra LT Sport 550F	2016 - 2017	710277	711277	
550	Tundra Sport 550F	2019 - 2020	710277	711277	
582	Formula Grand Touring/ XTC/SE	1993 - 1994	710194	711194	721203
582	Formula Grand Touring/ XTC/SE	1995 - 1996	710194	711194	721203
582	Formula MX/XTC	1992	710178C	711178C	721165B
582	Formula Plus EFI	1993	710194	711194	721165B
582	Formula Plus X/E/XTC/EFI	1993	710194	711194	721165B
582	Formula Plus/E/XTC/XTCE	1992	710178B	711178B	721165B
583	Formula Deluxe 583	1998 - 1999	710214	711214	721214
583	Formula Mach 1	1989	710178	711178	721165B
583	Formula Mach 1	1990	710178	711178	721165B
583	Formula Plus X	1992 - 1993	710178C	711178C	721165B
583	Formula STX	1994	710178C	711178C	721203
583	Formula STX	1995 - 1996	710178C	711178C	721203
583	Formula STX LT	1996	710178C	711178C	721203
583	Formula Z	1994	710178C	711178C	721203
583	Formula Z	1995 - 1996	710178C	711178C	721203
583	Formula Z	1997	710214	711214	721214
583	Formula Z	1998 - 1999	710214	711214	721214
583	Grand Touring 583	1997 - 1998	710214	711214	721214
583	Grand Touring 583	1999	710214	711214	721214
583	MX Z 583	1996	710178C	711178C	721203
583	MX Z 583	1997 - 1998	710214	711214	721214
583	Summit 583	1994	710178C	711178C	721203
583	Summit 583	1995 - 1996	710178C	711178C	721203
583	Summit 583	1997 - 1998	710214	711214	721214
583	Summit 583	1999	710214	711214	721214
600	500 SS GSX Sport	2006 - 2007	710259	711283	721258
600	500 SS GSX Sport	2008 - 2009	710259	711283	721258
600	500 SS GTX Sport	2006 - 2007	710259	711283	721258
600	500 SS GTX Sport	2008	710259	711283	721258
600	500 SS GTX Sport	2009	710259	711283	721258
600	Expedition 600 2-Stroke ETEC	2016	710303	711303	721258
600	Expedition 600 HO/TUV/SDI	2005 - 2009	710278	711278	721258
600	Expedition 600 HO/TUV/SDI	2010	710278	711278	721258
600	Expedition LE 600HO ETEC	2011 - 2016	710303	711303	721258
600	Expedition LE 600HO ETEC	2017 - 2018	710303	711303	721258
600	Expedition LE 600HO ETEC	2019	710303	711303	721258
600	Expedition SE 600HO ETEC	2011 - 2016	710303	711303	721258
600	Expedition SE 600HO ETEC	2017 - 2018	710303	711303	721258
600	Expedition SE 600HO ETEC	2019	710303	711303	721258
600	Expedition Sport 600 ACE	2011 - 2014	710322	711322	721322
600	Expedition Sport 600 ACE	2015 - 2019	710322	711322	721322
600	Expedition Sport 600 ACE	2020 - 2021	710322	711322	721322
600	Formula Deluxe 600	2000 - 2001	710259	711259	721258
600	Formula III	1998	710213	711213	721213
600	Formula III/LT	1995	710213	711213	721213
600	Formula III/LT	1996 - 1997	710213	711213	721213
600	Formula III/LT	1998 - 1999	710213	711213	721213
600	Formula Z	2000	710259	711259	721258
600	Grand Touring 600	2000 - 2002	710259	711259	721258

CC	Model	Years	Top End Gasket Kit	Complete Kit with Oil Seals	Water Pump Rebuild Kit
Ski-Doo™					
600	Grand Touring 600	2003	710259	711259	721258
600	Grand Touring 600 2 Stroke ETEC	2016 - 2018	710303	711303	721258
600	Grand Touring 600 ACE	2016 - 2017	710322	711322	721322
600	Grand Touring 600 ACE Sport	2019	710322	711322	721322
600	Grand Touring 600 ACE Sport	2020 - 2021	710322	711322	721322
600	Grand Touring 600 ACE	2018	710322	711322	721322
600	Grand-Touring LE 600HO ETEC	2010 - 2012	710303	711303	721258
600	Grand-Touring LE 600HO ETEC	2013 - 2015	710303	711303	721258
600	Grand-Touring Sport 600	2010 - 2012	710259	711283	721258
600	Grand-Touring Sport 600	2013	710259	711283	721258
600	Grand-Touring Sport 600	2014	710259	711283	721258
600	Grand-Touring Sport 600ACE	2011 - 2014	710322	711322	721322
600	Grand-Touring Sport 600ACE	2015	710322	711322	721322
600	GSX 600	2004 - 2005	710278	711278	721258
600	GSX 600 HO SDI EFI	2004 - 2006	710278	711278	721258
600	GSX LE 600HO ETEC	2010 - 2012	710303	711303	721258
600	GSX LE 600HO ETEC	2013 - 2015	710303	711303	721258
600	GSX LTD 600HO ETEC	2009	710303	711303	721258
600	GSX LTD 600HO SDI EFI	2007 - 2008	710278	711278	721258
600	GSX SE 600HO ETEC	2012	710303	711303	721258
600	GSX SE 600HO ETEC	2013 - 2015	710303	711303	721258
600	GSX Sport 600	2010	710259	711283	721258
600	GSX Sport 600HO SDI EFI	2007	710278	711278	721258
600	GTX 600 HO	2005	710278	711278	721258
600	GTX 600HO SDI EFI	2005 - 2006	710278	711278	721258
600	GTX LE 600 HO ETEC	2009	710303	711303	721258
600	GTX LTD 600HO SDI EFI	2007	710278	711278	721258
600	GTX LTD 600HO SDI EFI	2008	710278	711278	721258
600	GTX Sport 600HO SDI EFI	2007 - 2008	710278	711278	721258
600	Legend 500 SS	2004	710278	711278	721258
600	Legend 600	2002	710259	711259	721258
600	Legend 600	2003	710259	711283	721258
600	Legend 600HO SDI	2004	710278	711278	721258
600	MX Z 500SS Trail	2004 - 2007	710259	711283	721258
600	MX Z 50th Anniversary	2009	710303	711303	721258
600	MX Z 600	1999	710235	711235	721258
600	MX Z 600	2000 - 2002	710259	711259	721258
600	MX Z 600	2003	710278	711278	721258
600	MX Z 600 HO	2003	710278	711278	721258
600	MX Z 600HO SDI EFI	2004	710278	711278	721258
600	MX Z 600RS	2008	710278	711278	721258
600	MX Z Adrenaline 600	2003	710278	711278	721258
600	MX Z Adrenaline 600	2004	710278	711278	721258
600	MX Z Adrenaline 600 HO	2005	710278	711278	721258
600	MX Z Adrenaline 600HO ETEC	2006 - 2007	710278	711278	721258
600	MX Z Adrenaline 600HO	2009 - 2010	710303	711303	721258
600	MX Z Adrenaline 600HO SDI EFI	2005	710278	711278	721258
600	MX Z Adrenaline 600HO SDI EFI	2006	710278	711278	721258
600	MX Z Adrenaline 600HO SDI EFI	2008	710278	711278	721258
600	MX Z Blizzard 600	2007	710278	711278	721258
600	MX Z Renegade HO	2005	710278	711278	721258
600	MX Z Renegade/X	2004	710278	711278	721258
600	MX Z Renegade/X ETEC	2009	710303	711303	721258
600	MX Z Renegade/X HO SDI EFI	2005	710278	711278	721258
600	MX Z Renegade/X HO SDI EFI	2006 - 2007	710278	711278	721258
600	MX Z Renegade/X HO SDI EFI	2008	710278	711278	721258
600	MX Z Sport 600	2010	710259	711283	721258
600	MX Z Sport 600 ACE	2011 - 2014	710322	711322	721322
600	MX Z Sport 600 ACE	2015	710322	711322	721322
600	MX Z Sport 600 XP	2011 - 2014	710259	711283	721258
600	MX Z Sport 600 XP	2015	710259	711283	721258
600	MX Z Sport/Trail 600 HO	2004	710278	711278	721258
600	MX Z Sport/Trail 600 HO	2006 - 2007	710278	711278	721258
600	MX Z TNT 500SS	2008	710278	711278	721258
600	MX Z TNT 500SS	2009	710259	711283	721258
600	MX Z TNT 600	2010 - 2011	710259	711283	721258
600	MX Z TNT 600 ACE	2011 - 2012	710322	711322	721322

VERTEX GASKETS

CODE = B

KEYWORD = 16B



CC	Model	Years	Top End Gasket Kit	Complete Kit with Oil Seals	Water Pump Rebuild Kit
Ski-Doo™					
600	MX Z TNT 600 XP	2012	710259	711283	721258
600	MX Z TNT 600HO ETEC	2009 - 2012	710303	711303	721258
600	MX Z TNT 600HO ETEC	2013	710303	711303	721258
600	MX Z TNT 600HO ETEC	2014 - 2015	710303	711303	721258
600	MX Z Trail 500SS	2008 - 2009	710259	711283	721258
600	MX Z Trail 600	2003	710278	711278	721258
600	MX Z Trail 600 HO	2005	710278	711278	721258
600	MX Z X 600 HO SDI EFI	2007	710278	711278	721258
600	MX Z X 600 HO SDI EFI	2008	710278	711278	721258
600	MX Z X 600HO ETEC	2009 - 2012	710303	711303	721258
600	MX Z X 600HO ETEC	2013 - 2015	710303	711303	721258
600	MX Z X 600RS	2009 - 2013	710278	711278	721258
600	MX Z X 600RS	2014	710303	711303	721258
600	MX Z X XRS 600HO SDI EFI	2007	710278	711278	721258
600	MXZ 600 2-Stroke Carb	2016 - 2018	710259	711283	721258
600	MXZ 600 2-Stroke Carb	2019 - 2020	710259	711283	721258
600	MXZ 600 2-Stroke ETEC	2016 - 2018	710303	711303	721258
600	MXZ 600 ACE 4-Stroke	2016 - 2018	710322	711322	721322
600	MXZ 600RS	2016			721258
600	MXZ 600RS	2017			721258
600	MXZ IRON DOG 600HO ETEC	2015	710303	711303	721258
600	MXZ XRS 600HO ETEC	2010 - 2012	710303	711303	721258
600	MXZ XRS 600HO ETEC	2013 - 2014	710303	711303	721258
600	MXZ XRS 600HO ETEC	2015	710303	711303	721258
600	Renegade 600 2-Stroke Carb	2016 - 2018	710259	711283	721258
600	Renegade 600 2-Stroke ETEC	2016	710303	711303	721258
600	Renegade 600 2-Stroke ETEC	2017 - 2018	710303	711303	721258
600	Renegade 600 ACE 4-Stroke	2016 - 2018	710322	711322	721322
600	Renegade Adrenaline 600 HO ETEC	2010 - 2011	710303	711303	721258
600	Renegade Adrenaline 600HO ETEC	2012	710303	711303	721258
600	Renegade Adrenaline 600HO ETEC	2013 - 2014	710303	711303	721258
600	Renegade Adrenaline 600HO ETEC	2015	710303	711303	721258
600	Renegade Back Country 600HO ETEC	2010 - 2012	710303	711303	721258
600	Renegade Back Country 600HO ETEC	2013	710303	711303	721258
600	Renegade Back Country 600HO ETEC	2014	710303	711303	721258
600	Renegade Back Country 600HO ETEC	2015	710303	711303	721258
600	Renegade Sport 600	2015	710259		721258
600	Renegade Sport 600 ACE	2011 - 2012	710322	711322	721322
600	Renegade Sport 600 ACE	2013	710322	711322	721322
600	Renegade Sport 600 ACE	2014	710322	711322	721322
600	Renegade Sport 600 ACE	2015 - 2019	710322	711322	721322
600	Renegade Sport 600 ACE	2020 - 2021	710322	711322	721322
600	Renegade Sport 600 Carb	2019 - 2020			721258
600	Renegade X 600HO ETEC	2010 - 2012	710303	711303	721258
600	Renegade X 600HO ETEC	2013 - 2014	710303	711303	721258
600	Renegade X 600HO ETEC	2015	710303	711303	721258
600	Skandic SUV / SDI	2008	710278	711278	721258
600	Skandic SWT 600 ACE	2014	710322	711322	721322
600	Skandic WT 600	2008 - 2010	710259	711283	721258
600	Skandic WT 600 ACE	2011	710322	711322	721322
600	Skandic WT 600 ACE	2012	710322	711322	721322
600	Skandic WT 600 ACE	2013 - 2014	710322	711322	721322
600	Skandic WT 600 ACE	2019 - 2020	710322		721322
600	Skandic WT 600 ACE	2021	710322		721322
600	Skandic WT/SWT 600 ACE 4-Stroke	2015 - 2017	710322	711322	721322
600	Skandic WT/SWT 600 ETEC	2014 - 2018	710303	711303	721258
600	Skandic WT/SWT 600 ETEC	2019 - 2020	710303		721258
600	Skandic WT/SWT 600 HO ETEC	2011 - 2013	710303	711303	721258
600	Skandic/WT/SUV 600	2001 - 2002	710303	711259	721258
600	Skandic/WT/SUV 600	2003 - 2007	710259	711283	721258
600	Summit 600	1999	710235	711235	721258
600	Summit 600	2000 - 2002	710259	711259	721258
600	Summit 600 Carb	2016 - 2018	710259	711283	721258
600	Summit 600 ETEC	2016 - 2018	710303	711303	721258

CC	Model	Years	Top End Gasket Kit	Complete Kit with Oil Seals	Water Pump Rebuild Kit
Ski-Doo™					
600	Summit 600 HO	2003	710278	711278	721258
600	Summit 600 HO	2004 - 2005	710278	711278	721258
600	Summit 600 HO/Adrenaline	2006	710278	711278	721258
600	Summit Adrenaline 600HO	2007 - 2008	710278	711278	721258
600	Summit Everest 500SS	2009	710259	711283	721258
600	Summit Everest 600HO ETEC	2009 - 2011	710303	711303	721258
600	Summit SP 600HO ETEC	2012 - 2014	710303	711303	721258
600	Summit SP 600HO ETEC	2015	710303	711303	721258
600	Summit Sport 600	2010 - 2015	710259	711283	721258
600	Summit Sport 600 Carb	2019 - 2020			721258
600	Summit X 600HO ETEC	2009 - 2011	710303	711303	721258
600	Tundra 600 ACE	2018 - 2019	710322	711322	721322
600	Tundra 600 ACE	2020	710322	711322	721322
600	Tundra 600 ACE	2021	710322		721322
600	Tundra 600HO ETEC	2018	710303	711303	721258
600	Tundra LT 600 ACE	2011 - 2014	710322	711322	721322
600	Tundra LT 600 ACE	2015 - 2017	710322	711322	721322
600	Tundra Sport 600 ACE	2012 - 2014	710322	711322	721322
600	Tundra Sport 600 ACE	2015 - 2019	710322	711322	721322
600	Tundra Sport 600 ACE	2020	710322	711322	721322
600	Tundra Sport 600 ACE	2021	710322	711322	721322
600	Tundra Sport 600 EFI	2021	710322	711322	721322
600	Tundra Xtreme 600HO ETEC	2011 - 2012	710303	711303	721258
600	Tundra Xtreme 600HO ETEC	2013 - 2017	710303	711303	721258
600	Tundra Xtreme 600HO E-TEC	2019 - 2020	710303	711303	721258
617	Formula Mach XTC	1991	710178A	711178A	721165B
617	Formula Mach 1	1991	710178A	711178A	721165B
617	Formula Mach 1/XTC / (2)	1992	710178C	711178C	721165B
640	Alpine / Nordic	1969 - 1971			711022X
640	Alpine / Nordic	1972 - 1980			711021X
640	TNT 640	1971 - 1972			711022X
670	Formula Deluxe 670	1999	710215	711215	721212B
670	Formula Mach 1 / GT	1993 - 1994	710197	711197	721203
670	Formula MX Z	1996	710215	711215	721211
670	Formula MX Z	1997 - 1998	710215	711215	721214
670	Formula MX Z	1999	710215	711215	721212B
670	Formula SS	1995	710293	711293	721211
670	Formula SS	1996	710293	711293	721203
670	Formula Z	1998	710215	711215	721214
670	Formula Z	1999	710215	711215	721212B
670	Grand Touring 670SE	1995	710293	711293	721211
670	Grand Touring 670SE	1996	710215	711215	721211
670	Mach 1	1995	710293	711293	721211
670	Mach 1	1996	710215	711215	721211
670	Summit 670	1995	710293	711293	721211
670	Summit 670	1996	710215	711215	721211
670	Summit 670	1997 - 1999	710215	711215	721214
670	Summit 670 X	1998	710215	711215	721214
670	Summit 670 X	1999	710215	711215	721212B
700	Formula Deluxe 700	2000 - 2001	710255	711255	721258
700	Formula III 700	1998 - 1999	710222	711222	721213
700	Formula III 700	2000	710222	711222	721213
700	Formula Z	2000	710260	711260	721258
700	Grand Touring 700	1997	710222	711222	721213
700	Grand Touring 700	1998 - 1999	710222	711222	721213
700	Grand Touring 700	2000	710222	711222	721213
700	Grand Touring 700	2001 - 2002	710255	711255	721258
700	Grand Touring 700	2003	710255	711284	721258
700	Legend 700	2002	710255	711255	721258
700	Legend 700	2003 - 2004	710255	711284	721258
700	Mach 1	1997	710222	711222	721213
700	Mach 1	1998 - 1999	710222	711222	721213
700	Mach 1	2000	710222	711222	721213
700	MX Z 700	1999	710260	711260	721258
700	MX Z 700	2000	710255	711255	721258
700	MX Z 700	2001 - 2002	710255	711255	721258
700	MX Z 700 Adrenaline	2003	710255	711284	721258
700	Summit 700	1999	710260	711260	721258
700	Summit 700	2000 - 2002	710255	711255	721258
700	Summit 700	2003	710255	711284	721258
700	Summit 700 (Canada)	2000	710260	711260	721258
700	Summit 700 HM	2000	710255	711255	721258
800	Expedition 800 2-Stroke ETEC	2016 - 2018	710312	711312	721312
800	Expedition Sport V-800	2007 - 2008	710333	711333	821957
800	Expedition TUV V800	2007 - 2008	710333	711333	821957

TERMS & INDEX

NEW

HELMETS

HELMET ACCESSORIES

APPAREL

ACCESSORIES

TRACKS & SUSPENSION

STEERING

TRANS MISSION

PLOW & WINCH

WIND SHIELDS

BRAKES & CARB.

ENGINE PARTS

ELECTRICAL

TRAILER

CHEMICALS

TECH & TOOLS

P.O.P

VERTEX GASKETS



CODE = B

KEYWORD = 16B

CC	Model	Years	Top End Gasket Kit	Complete Kit with Oil Seals	Water Pump Rebuild Kit
Ski-Doo™					
800	Expedition Xtreme 800R E-TEC	2019	710312	711312	721312
800	Formula III 800	1999	710221	711221	721213
800	Formula III 800	2000	710221	711221	721213
800	Formula Mach Z 779	1994	710198	711198	721213
800	Formula Mach Z 779	1995 - 1996	710198	711198	721213
800	Freeride 800R ETEC	2012 - 2017	710312	711312	721312
800	Grand Touring 800	2002	710261	711261	721312
800	Grand Touring 800 SE	1999	710221	711221	721213
800	Grand Touring 800 SE	2000 - 2001	710221	711221	721213
800	Grand Touring 800 SE	2003	710261	711285	721312
800	GSX 800	2004 - 2006	710261	711285	721258
800	GSX LTD 800HO PTEK	2007	710261	711285	721258
800	GSX LTD 800R	2008	710302	711302	721312
800	GSX SE 800R ETEC	2012 - 2015	710312	711312	721312
800	GTX 800	2005 - 2007	710261	711285	721258
800	Legend 800	2002	710261	711261	721258
800	Legend 800 SDI EFI	2003 - 2004	710261	711285	721258
800	Legend Touring V800	2007 - 2009	710333	711333	821957
800	Mach Z/Formula Mach 1	1997	710221	711221	721213
800	Mach Z/Formula Mach 1	1998 - 1999	710221	711221	721213
800	Mach Z/Formula Mach 1	2000 - 2003	710221	711221	721213
800	MX Z 800	2000 - 2002	710261	711261	721258
800	MX Z 800 Adrenaline	2003	710261	711285	721258
800	MX Z 800 HO	2003	710261	711285	721258
800	MX Z 800 Renegade	2003	710261	711285	721258
800	MX Z Adrenaline 800R PTEK	2010	710302	711302	721312
800	MX Z Adrenaline/Renegade	2004 - 2007	710261	711285	721258
800	MX Z Adrenaline/Renegade	2008	710302	711302	721312
800	MX Z Adrenaline/Renegade PTEK	2009	710302	711302	721312
800	MX Z Blizzard 800	2007	710261	711285	721258
800	MX Z TNT 800R ETEC	2011 - 2015	710312	711312	721312
800	MX Z TNT 800R PTEK	2011	710302	711302	721312
800	MX Z X 800 HO PTEK	2007	710261	711285	721258
800	MX Z X 800R	2008	710302	711302	721312
800	MX Z X 800R ETEC	2010	710302	711302	721312
800	MX Z X 800R ETEC	2011 - 2012	710312	711312	721312
800	MX Z X 800R ETEC	2013 - 2015	710312	711312	721312
800	MX Z X 800R PTEK	2009 - 2010	710302	711302	721312
800	MX Z X-RS 800HO PTEK	2007	710261	711285	721258
800	MX Z X-RS 800R ETEC	2011 - 2012	710312	711312	721312
800	MX Z X-RS 800R ETEC	2013 - 2015	710312	711312	721312
800	MX Z X-RS 800R PTEK	2010	710302	711302	721312
800	MXZ 800 2-Stroke ETEC	2016 - 2017	710312	711312	721312
800	MXZ Iron Dog 800R ETEC	2015	710312	711312	721312
800	Renegade 800 2-Stroke ETEC	2016 - 2018	710312	711312	721312
800	Renegade Adrenaline 800R ETEC	2011 - 2012	710312	711312	721312
800	Renegade Adrenaline 800R ETEC	2013 - 2015	710312	711312	721312
800	Renegade Adrenaline 800R PTEK	2010 - 2011	710302	711302	721312
800	Renegade Back Country 800R ETEC	2012	710312	711312	721312
800	Renegade Back Country 800R ETEC	2013 - 2015	710312	711312	721312
800	Renegade Back Country 800R PTEK	2010 - 2011	710302	711302	721312
800	Renegade Back Country/X 800R ETEC	2011	710312	711312	721312
800	Renegade SP 800R PTEK	2011	710302	711302	721312
800	Renegade X 800R ETEC	2011 - 2012	710312	711312	721312
800	Renegade X 800R ETEC	2013 - 2015	710312	711312	721312
800	Renegade X 800R PTEK	2010	710302	711302	721312
800	Renegade XRS 800R ETEC	2015	710312	711312	721312
800	Skandic SWT V-800	2007 - 2012	710333	711333	821957
800	Skandic Tundra V800	2007 - 2009	710333	711333	821957
800	Summit 50th Anniversary	2009	710302	711302	721312
800	Summit 800	2000 - 2001	710261	711261	721258
800	Summit 800	2003 - 2006	710261	711285	721258
800	Summit 800 ETEC	2016	710312	711312	721312
800	Summit 800 PTEK	2016	710302	711302	721312
800	Summit Everest 800R	2007	710302	711302	721312
800	Summit Everest 800R	2008	710302	711302	721312

CC	Model	Years	Top End Gasket Kit	Complete Kit with Oil Seals	Water Pump Rebuild Kit
Ski-Doo™					
800	Summit Everest 800R E-TEC	2011	710312	711312	721312
800	Summit Everest 800R PTEK	2009 - 2011	710302	711302	721312
800	Summit Freeride 800R E-TEC	2011	710312	711312	721312
800	Summit Hillclimb 800	2009 - 2010	710302	711302	721312
800	Summit SP 800R ETEC	2012	710312	711312	721312
800	Summit SP 800R ETEC	2013 - 2015	710312	711312	721312
800	Summit SP 800R PTEK	2011	710302	711302	721312
800	Summit Sport 800R PTEK	2012	710302	711302	721312
800	Summit Sport 800R PTEK	2013	710302	711302	721312
800	Summit Sport 800R PTEK	2014 - 2015	710302	711302	721312
800	Summit X 800R	2008	710302	711302	721312
800	Summit X 800R ETEC	2011 - 2012	710312	711312	721312
800	Summit X 800R ETEC	2013 - 2015	710312	711312	721312
800	Summit X 800R PTEK	2009 - 2010	710302	711302	721312
800	Summit X/XRS 800R	2007	710302	711302	721312
900	Expedition 900 ACE	2016	710324	711324	721322
900	Expedition LE 900 ACE	2015 - 2018	710324	711324	721322
900	Expedition LE 900 ACE	2019	710324	711324	721322
900	Expedition LE 900 ACE	2020 - 2021	710324	711324	721322
900	Expedition LE 900 ACE Turbo	2020			721322
900	Expedition LE 900 ACE Turbo	2021			721322
900	Expedition SE 900 ACE	2015 - 2018	710324	711324	721322
900	Expedition SE 900 ACE	2019	710324	711324	721322
900	Expedition SE 900 ACE	2020 - 2021	710324	711324	721322
900	Expedition SE 900 ACE Turbo	2020			721322
900	Expedition SE 900 ACE Turbo	2021			721322
900	Expedition Sport 900 ACE	2019 - 2021	710324	711324	721322
900	Expedition Sport 900 ACE	2014 - 2018	710324	711324	721322
900	Expedition SWT 900 ACE	2020 - 2021	710324	711324	721322
900	Expedition SWT 900 ACE Turbo	2021			721322
900	Expedition SWT 900 ACE	2018	710324	711324	721322
900	Expedition SWT 900 ACE	2019	710324	711324	721322
900	Grand Touring 900 ACE	2016 - 2018	710324	711324	721322
900	Grand Touring 900 ACE LTD	2019 - 2021	710324	711324	721322
900	Grand Touring 900 ACE LTD Turbo	2019 - 2021			721322
900	Grand Touring 900 ACE Sport	2019 - 2021	710324	711324	721322
900	Grand Touring LE/SE 900 ACE	2014 - 2015	710324	711324	721322
900	GSX LE 900 ACE	2014 - 2015	710324	711324	721322
900	MXZ 900 ACE 4-Stroke	2016 - 2018	710324	711324	721322
900	MXZ TNT 900 ACE	2014 - 2015	710324	711324	721322
900	Renegade 900 ACE 4-Stroke	2016 - 2018	710324	711324	721322
900	Renegade Adrenaline 900 ACE	2019 - 2021	710324	711324	721322
900	Renegade Adrenaline 900 ACE Turbo	2019 - 2021			721322
900	Renegade Adrenaline 900 ACE	2014 - 2015	710324	711324	721322
900	Renegade Enduro 900 ACE	2019 - 2021	710324	711324	721322
900	Renegade Enduro 900 ACE Turbo	2019 - 2021			721322
900	Renegade X 900 ACE Turbo	2019 - 2021			721322
900	Renegade X-RS 900 ACE Turbo	2019 - 2021			721322
900	Skandic 900 ACE 4-Stroke	2016 - 2018	710324	711324	721322
900	Skandic 900 ACE 4-Stroke	2019 - 2020	710324	711324	721322
900	Skandic 900 ACE 4-Stroke	2021	710324	711324	721322
900	Skandic WT/SWT 900 ACE	2015 - 2017	710324	711324	721322
1000	Mach Z 1000	2005 - 2006	710289	711289	721289
1000	Mach Z 1000 Adrenaline	2007	710289	711289	721289
1000	Mach Z X	2007	710289	711289	721289
1000	MX Z 1000	2006 - 2007	710289	711289	721289
1000	Summit 1000	2005 - 2007	710289	711289	721289
1200	Expedition 1200 4TEC	2016	710325	711325	721325
1200	Expedition 1200 4TEC	2018	710325	711325	721325
1200	Expedition LE 1200	2011 - 2015	710325	711325	721325
1200	Expedition LE 1200	2016 - 2017	710325	711325	721325
1200	Expedition LE 1200 4-TEC	2019	710325	711325	721325
1200	Expedition SE 1200	2011 - 2015	710325	711325	721325
1200	Expedition SE 1200	2016	710325	711325	721325
1200	Expedition SE 1200	2017	710325	711325	721325
1200	Expedition SE 1200 4-TEC	2019	710325	711325	721325
1200	Expedition TUV 1200	2010	710325	711325	721325
1200	Expedition TUV SE 1200	2010	710325	711325	721325
1200	Grand-Touring 4 Stroke	2016	710325	711325	721325

VERTEX GASKETS

CODE = B

KEYWORD = 16B



TERMS & INDEX

CC	Model	Years	Top End Gasket Kit	Complete Kit with Oil Seals	Water Pump Rebuild Kit
Ski-Doo™					
1200	Grand-Touring 4 Stroke	2017 - 2018	710325	711325	721325
1200	Grand-Touring LE 1200	2010 - 2015	710325	711325	721325
1200	Grand-Touring SE 1200	2010 - 2015	710325	711325	721325
1200	GSX LE 1200	2009 - 2015	710325	711325	721325
1200	GSX SE 1200	2010 - 2015	710325	711325	721325
1200	GTX LE 1200	2009	710325	711325	721325
1200	GTX SE 1200	2009	710325	711325	721325
1200	MX Z 1200 4TEC	2016	710325	711325	721325
1200	MX Z 1200 4TEC	2017 - 2018	710325	711325	721325
1200	MX Z Adrenaline 1200	2010	710325	711325	721325
1200	MX Z Renegade 1200	2009	710325	711325	721325
1200	MX Z TNT 1200	2009 - 2015	710325	711325	721325
1200	MX Z X 1200	2009 - 2015	710325	711325	721325
1200	Renegade 1200 4TEC	2016	710325	711325	721325
1200	Renegade 1200 4TEC	2017 - 2018	710325	711325	721325
1200	Renegade Adrenaline 1200R	2010	710325	711325	721325
1200	Renegade X 1200	2010	710325	711325	721325
1200	Renegade X/Adrenaline 1200 XR	2011 - 2015	710325	711325	721325
Sno Jet™					
340	Astro (Kawasaki Engine) FC/2	All	710032	711032	
340	SST (Yamaha Engine) FC/2	All		711113	
400	Astro (Kawasaki Engine) FC/2	All		711033A	
440	Astro (Kawasaki Engine) FC/2	All	710033	711033	
440	SST (Yamaha Engine) FC/2	All		711114	
Yamaha™					
250	246 GP/GS	1974		711138B	
250	Bravo 250	1984 - 1986	710027A	711027A	
250	Bravo 250	1987 - 1999	710027A	711027A	
250	Bravo 250	2000 - 2011	710027A	711027A	
250	Enticer ET250/GP/GS	1977 - 1981		711138	
300	300 SM	1973		711134	
300	300 SM 74/GS 76-7	1974 - 1977		711136	
300	Enticer ET300 C / H	1979 - 1980		711138A	
300	Enticer ET300 C / H	1981 - 1984		711138A	
300	GP 72 / SL 71	1971 - 1972		711030	
300	GP 73-6 / SL 72-3	1972 - 1976		711130	
340	Enticer 340	1985 - 1988	710142	711142	
340	Enticer 340T	1985 - 1988	710142	711142	
340	Enticer ET340	1978 - 1979	710142	711142	
340	Enticer ET340	1980 - 1984	710142	711142	
340	Enticer ET340T	1983 - 1984	710142	711142	
340	Enticer ET340TR	1990	710142B	711142B	
340	Enticer ET340TR	1992	710301	711301	
340	Enticer LTR	1989	710142B	711142B	
340	ET340TL	1987	710142	711142	
340	Excel III 340	1981 - 1983	710142	711142	
340	Excel III 340	1984 - 1988	710142	711142	
340	Exciter EX340 A B	1976 - 1978		711141	
340	GP GP338 F GS in 75	1973 - 1974		711139	
340	GPX GP338 F G	1974 - 1975		711100	
340	Ovation 340	1989 - 1995	710142C	711142C	
340	Ovation 340	2000	710142C	711142C	
340	Ovation LE 340	1996 - 1999	710142C	711142C	
340	SL338 B C D	1969 - 1973		711029	
340	SRX SRX340	1976		711139A	
340	SS338	1969		711029	
340	SS338	1970		711029	
340	STX340 A	1976 - 1977		711141	
400	Enticer II LT 400	1995	710301	711301	
400	ET400 410	1989 - 1991	710301	711301	
400	ET400 410	1992 - 1994	710301	711301	
400	GP GP396	1971		711031	
400	SL396	1969		711036	
400	SS396	1969 - 1970		711036	
400	SW/SW396	1971		711031	
440	Exciter EX 440 C D E	1979 - 1981	710146	711146A	
440	Exciter EX440 A B	1976 - 1978	710146	711146	
440	GP GP433 B	1972 - 1973	710143	711143	
440	GP GP443F G GP43 A B	1974 - 1978	710146	711146	
440	GPX GPX433F G	1974 - 1975		711101	
440	PR PR440	1976 - 1977	710146	711146B	
440	SRX440	1976	710147A	711147A	
440	SRX440 A B C D	1977 - 1980	710147B	711147B	
440	SRX440E	1981	710176	711176	
440	SS440 D E F G H	1980 - 1984	710147C	711147C	

CC	Model	Years	Top End Gasket Kit	Complete Kit with Oil Seals	Water Pump Rebuild Kit
Yamaha™					
440	SS440J	1985	710147C	711147F	
440	STX440 A	1976 - 1977	710146	711147	
440	TL TL433G	1975	710146	711146	
480	Phazer II LE	1994	710168B	711168B	
480	Phazer II LE 480	1995	710168B	711168B	
480	Phazer II LE PZ480	1996	710168B	711168B	
480	Phazer II Mountain Lite 480	1996 - 1999	710168B	711168B	
480	Phazer II ST 480	1991 - 1995	710168B	711168B	
480	Phazer Mountain Lite 480	1997	710168B	711168B	
480	Phazer PZ480	1984 - 1989	710168	711168	
480	Phazer PZ480	1990	710168	711168	
480	Phazer SE 480	1984 - 1989	710168	711168	
480	Phazer SS 480	1997 - 1998	710168B	711168B	
480	Phazer SS Electric 480	1997 - 1998	710168B	711168B	
480	Venture GT 480	1992 - 1993	710168B	711168B	
480	Venture TR 480	1996 - 1998	710168B	711168B	
480	Venture XL 480	1991 - 1997	710168B	711168B	
500	Phazer 500	1999 - 2001	710239	711239	
500	Phazer 500	2007	710299	711299	721299
500	Phazer 500	2008 - 2009	710299	711299	721299
500	Phazer 500 Deluxe	2001	710239	711239	
500	Phazer FX 500	2007	710299	711299	721299
500	Phazer GT 500	2007	710299	711299	721299
500	Phazer GT 500	2008 - 2013	710299	711299	721299
500	Phazer Mountain Lite	2000 - 2001	710239	711239	
500	Phazer Mountain Lite	2007	710299	711299	721299
500	Phazer MTX 500	2008 - 2017	710299	711299	721299
500	Phazer RTX 500	2008 - 2017	710299	711299	721299
500	Phazer XTX 500	2014 - 2018	710299	711299	721299
500	SX500R	2000 - 2001	710268	711268	721247
500	V Max 500	1994 - 1996	710200	711200	721200
500	V Max 500	1999	710200	711200	721247
500	V Max 500	2000 - 2001	710268	711268	721247
500	V Max 500 Deluxe	1999	710200	711200	721247
500	V Max 500 Deluxe	2000 - 2001	710268	711268	721247
500	V Max 500 DX	1994 - 1996	710200	711200	721200
500	V Max 500 DX W/REV	1994 - 1996	710200	711200	721200
500	V Max 500 LE	1994 - 1996	710200	711200	721200
500	V Max 500 LE W/REV	1994 - 1995	710200	711200	721200
500	V Max 500 ST	1994	710200	711200	721200
500	V Max 500 ST W/REV	1994	710200	711200	721200
500	V Max 500 SX	1999	710200	711200	721247
500	V Max 500 W/REV	1994 - 1995	710200	711200	721200
500	V Max 500 XT	1996	710200	711200	721200
500	V Max 500 XT	1997 - 1998	710200	711200	721247
500	V Max 500 XTC	1997 - 1998	710200	711200	721247
500	V Max 500 XTC Deluxe	1998	710200	711200	721247
500	V Max 500 XTC W/REV	1997	710200	711200	721247
500	V Max 500 XTR	1998	710200	711200	721247
500	Venture 500	1997 - 1998	710200	711200	721247
500	Venture 500 XL	1999	710239	711239	
500	Venture Lite 500	2007	710299	711299	721299
500	Venture Lite 500	2008 - 2013	710299	711299	721299
500	Venture Multi Purpose	2013 - 2018	710299	711299	721299
500	Venture XL	2006	710239	711239	
500	VT500 Venture FC/2	1999	710239	711239	
500	VT500 Venture FC/2	2000	710239	711239	
500	VT500 Venture LC/2	2000 - 2001	710268	711268	721247
500	VT500XLF	2001	710239	711239	
540	Excel V EC540 C D F	1979 - 1980	710167	711147D	
540	Excel V EC540 C D F	1981 - 1982	710167	711147D	
540	Excel V XL540	1985 - 1990	710167	711147G	
540	Excel V XL540	1991	710167	711147G	
540	SRV SR540 D E	1980 - 1981	710167	711147D	
540	SRV SR540 F G H	1982 - 1984	710167	711167	
540	SRV SR540 J K L M N P	1985 - 1991	710167	711167A	
540	V Max VMX540G H J K L	1983 - 1987	710140A	711140A	
540	VK 540	1988 - 1991	710182	711182	
540	VK 540	2017 - 2021	710182	711182	
540	VK 540 II	1995 - 1998	710182	711182	
540	VK 540 III	1999	710182	711182	
540	VK 540 III	2000	710182	711182	
540	VK 540 III	2001 - 2005	710182	711182	
540	VK 540 VK 540 II	1993 - 1994	710182	711182	
540	VK 540 VK 540M N P R CR	1988 - 1991	710182	711182	
570	Exciter 570	1990 - 1992	710171	711171	721200

NEW

HELMETS

HELMET ACCESSORIES

APPAREL

ACCESSORIES

TRACKS & SUSPENSION

STEERING

TRANS MISSION

PLOW & WINCH

WIND SHIELDS

BRAKES & CARB.

ENGINE PARTS

ELECTRICAL

TRAILER

CHEMICALS

TECH & TOOLS

P.O.P

VERTEX GASKETS



CODE = B

KEYWORD = 16B

CC	Model	Years	Top End Gasket Kit	Complete Kit with Oil Seals	Water Pump Rebuild Kit
Yamaha™					
570	Exciter 570 High Altitude	1990	710171	711171	721200
570	Exciter 570 ST	1992 - 1993	710171	711171	721200
570	Exciter 570 SX	1993	710171	711171	721200
570	Exciter 570/DLX	1987 - 1989	710171	711171	721200
570	Exciter LE 570	1990 - 1993	710171	711171	721200
600	Mountain Max 600	1997 - 1999	710247	711247	721247
600	Mountain Max 600	2000 - 2002	710240	711240	721241
600	SRX 600	1998 - 1999	710246	711246	721241
600	SX Venom 600	2004 - 2006	710240	711240	721241
600	SX Venom ER 600	2004 - 2006	710240	711240	721241
600	SX600R Venom/ER	2000 - 2003	710240	711240	721241
600	V Max 600	1994 - 1996	710201	711201	721200
600	V Max 600	1999	710247	711247	721247
600	V Max 600 Deluxe	2000 - 2001	710240	711240	721241
600	V Max 600 Deluxe Elec Start	1999	710240	711240	721241
600	V Max 600 DX	1994 - 1996	710201	711201	721200
600	V Max 600 DX W/REV	1994 - 1996	710201	711201	721200
600	V Max 600 ER	2002	710240	711240	721241
600	V Max 600 LE	1994 - 1996	710201	711201	721200
600	V Max 600 LE W/REV	1994 - 1995	710201	711201	721200
600	V Max 600 Mountian Max	1996	710201	711201	721200
600	V Max 600 ST	1994 - 1995	710201	711201	721200
600	V Max 600 ST W/REV	1994 - 1995	710201	711201	721200
600	V Max 600 SX	1997 - 1998	710247	711247	721247
600	V Max 600 SX	1999	710240	711240	721241
600	V Max 600 SXS	1998	710247	711247	721247
600	V Max 600 W/REV	1994 - 1995	710201	711201	721200
600	V Max 600 XT	1997 - 1998	710247	711247	721247
600	V Max 600 XT Proaction Plus	1996	710201	711201	721200
600	V Max 600 XTC	1997 - 1998	710247	711247	721247
600	V Max 600 XTC Deluxe	1998	710247	711247	721247
600	V Max 600 XTC W/REV	1997	710247	711247	721247
600	V Max 600 XTR	1998	710247	711247	721247
600	V Max 600ER	2003	710240	711240	721241
600	Venture 600	1997 - 1998	710247	711247	721247
600	Venture 600	1999	710240	711240	721241
600	Venture 600	2000 - 2006	710240	711240	721241
700	Mountain Max 700	1997 - 1999	710241	711241	721241
700	Mountain Max 700	2000 - 2003	710241	711241	721241
700	Mountain SRX 700	1998	710246	711246	721241
700	SRX700	1998 - 1999	710246	711246	721241
700	SRX700	2000 - 2002	710246	711246	721241
700	SX Viper 700	2002 - 2003	710269	711269	721241
700	SX Viper ER 700	2003 - 2004	710269	711269	721241
700	SX Viper Mountian 700	2003 - 2006	710269	711269	721241
700	SX Viper S 700	2004	710269	711269	721241
700	SX700R	2001	710241	711241	721241
700	SX700SD	2000	710241	711241	721241
700	V Max 700	1999	710241	711241	721241
700	V Max 700	2000 - 2001	710241	711241	721241
700	V Max 700 Deluxe	1999	710241	711241	721241
700	V Max 700 Deluxe	2000 - 2001	710241	711241	721241
700	V Max 700 SX	1997 - 1999	710241	711241	721241
700	V Max 700 XT	1998	710241	711241	721241
700	V Max 700 XTC	1998	710241	711241	721241
700	V Max 700ER	2002	710241	711241	721241
700	Venture 700	1998 - 1999	710241	711241	721241
700	Venture 700	2000 - 2003	710241	711241	721241
700	Venture 700	2004	710269	711269	721241
750	V Max-4 750	1992 - 1994	710202	711202	
800	V Max-4 800	1995 - 1997	710243	711243	
800	V Max-4 Mountian Max	1996 - 1997	710243	711243	
973	Nytro	2006 - 2007	710314	711314	721317
973	Nytro ER	2006 - 2007	710314	711314	721317
973	Rage	2006 - 2007	710314	711314	721317
973	Rage GT	2007	710314	711314	721317
973	RS Rage	2005	710314	711314	721317
973	RS Vector	2005 - 2008	710314	711314	721317
973	RS Vector ER	2005 - 2006	710314	711314	721317
973	RS Vector ER/GT	2007	710314	711314	721317
973	RS Vector GT	2006 - 2008	710314	711314	721317
973	RS Vector LTX	2008	710314	711314	721317
973	RS Vector LTX	2009	710317	711317	721317

CC	Model	Years	Top End Gasket Kit	Complete Kit with Oil Seals	Water Pump Rebuild Kit
Yamaha™					
973	RS Vector LTX GT	2008	710314	711314	721317
973	RS Vector LTX GT	2009	710317	711317	721317
973	RS Vector Mountian	2006 - 2007	710314	711314	721317
973	RS Vector Mountian 900	2005	710314	711314	721317
973	RS Vector Mountian SE	2006	710314	711314	721317
973	RS Vector Mountian/SE	2007	710314	711314	721317
973	RS Vector/ER/GT	2007	710314	711314	721317
973	RS Venture	2005 - 2008	710314	711314	721317
973	RS Venture	2009 - 2011	710317	711317	721317
973	RS Venture	2012 - 2018	710317	711317	721317
973	RS Venture GT	2007 - 2008	710314	711314	721317
973	RS Viking Professional	2006 - 2008	710314	711314	721317
973	RS Viking Professional	2009 - 2011	710317	711317	721317
973	RS Viking Professional	2012 - 2015	710317	711317	721317
998	Sidewinder B TX	2017 - 2021			721317
998	Sidewinder L TX	2017 - 2021			721317
998	Sidewinder M TX	2017 - 2019			721317
998	Sidewinder R TX	2017 - 2018			721317
998	Sidewinder S TX	2017 - 2021			721317
998	Sidewinder SRX	2019 - 2021			721317
998	Sidewinder X TX	2017 - 2021			721317
1000	Apex EFI	2010	710315	711315	721313
1000	Apex EFI	2011			721313
1000	Apex EFI	2012 - 2017			721313
1000	Apex ER EFI	2006 - 2007	710315	711315	721313
1000	Apex GT EFI	2006 - 2010	710315	711315	721313
1000	Apex LE/XTX EFI	2016 - 2018			721313
1000	Apex LTX EFI	2009	710315	711315	721313
1000	Apex LTX GT EFI	2008	710315	711315	721313
1000	Apex LTX GT/MTX EFI	2010	710315	711315	721313
1000	Apex Mountian EFI	2006	710315	711315	721313
1000	Apex Mountian/SE EFI	2007	710315	711315	721313
1000	Apex MTX EFI	2009	710315	711315	721313
1000	Apex MTX/SE EFI	2008	710315	711315	721313
1000	Apex RTX EFI	2007 - 2009	710315	711315	721313
1000	Apex RTX/ER EFI	2006	710315	711315	721313
1000	Apex RXT/ER EFI	2007	710315	711315	721313
1000	Apex SE/XTX EFI	2011 - 2015			721313
1000	Attak EFI	2006 - 2007	710315	711315	721313
1000	Attak GT EFI	2007	710315	711315	721313
1000	RX Warrior	2004 - 2005	710313	711313	721313
1000	RX Warrior LE	2004 - 2005	710313	711313	721313
1000	RX-1	2003 - 2005	710313	711313	721313
1000	RX-1 ER/LE	2003 - 2005	710313	711313	721313
1000	RX-1 Mountian/LE	2003 - 2005	710313	711313	721313
1050	FX Nytro EFI	2008	710319	711319	721317
1050	FX Nytro MTX EFI	2008	710319	711319	721317
1050	FX Nytro MTX NO REV EFI	2008	710319	711319	721317
1050	FX Nytro RTX EFI	2008	710319	711319	721317
1050	FX Nytro RTX NO REV EFI	2009	710326	711326	721317
1050	FX Nytro/MTX/RTX/XTX EFI	2010	710326	711326	721317
1050	FX Nytro/MTX/RTX/XTX/SE EFI	2011	710326	711326	721317
1050	FX Nytro/MXT/RTX/XTX EFI	2009	710326	711326	721317
1050	FX Nytro/MXT/RTX/XTX EFI	2012 - 2013	710326	711326	721317
1050	FX Nytro/MXT/XTX EFI	2014	710326	711326	721317
1050	RS Vector EFI	2012 - 2015	710326	711326	721317
1050	RS Vector EFI	2016 - 2018	710319	711319A	721317
1050	RS Vector GT/LTX GT EFI	2010 - 2011	710326	711326	721317
1050	RS Vector LE/XTX EFI	2016	710319	711319A	721317
1050	RS Vector LTX EFI	2012 - 2015	710326	711326	721317
1050	RS Vector XTX/XTX LE EFI	2017	710319	711319A	721317
1050	RS Venture GT EFI	2009 - 2011	710326	711326	721317
1050	RS Venture GT EFI	2012 - 2015	710326	711326	721317
1050	RS Venture TF	2020 - 2021	710319	711319A	721317
1050	RS Venture TF EFI	2013 - 2015	710326	711326	721317
1050	RS Venture TF EFI	2016 - 2018	710319	711319A	721317
1050	SR Viper EFI	2014 - 2015	710326	711326	721317
1050	SR Viper EFI	2016 - 2018	710319	711319A	721317
1050	SR Viper L TX	2019 - 2021	710319	711319A	721317
1050	VK Professional EFI	2016 - 2018	710319	711319A	721317
1050	VK Professional II	2020 - 2021	710319	711319A	721317

SPX ENGINE GASKET SETS



CODE = B

KEYWORD = 16B

CC	MAKE / Model	YEAR	COOL. CYL.	TOP END GASKET SET	PROFESSIONAL GASKET SET WITH OIL SEALS
Arctic Cat™ (Suzuki)					
340	BEARCAT	1995-00	FC/2		09-711063B
340	CHEETAH	1994	FC/2		09-711063B
340	JAG 3000	1979-80	FC/2		09-711063B
340	JAG 340 MTN CAT	1990-91	FC/2		09-711063B
340	JAG 340, JAG DLX	1987-91	FC/2		09-711063B
340	JAG, JAG DLX	1998-00	FC/2		09-711063B
340	LYNX 340 MTN CAT	1991-93	FC/2		09-711063B
340	LYNX 340, LYNX DLX	1991-93	FC/2		09-711063B
340	PANTHER	1998-00	FC/2		09-711063B
340	PUMA, PUMA DLX	1994-97	FC/2		09-711063B
340	TRAIL CAT 3000	1979-80	FC/2		09-711063B
440	CHEETAH	1994	FC/2	09-712060A	09-711060A
440	CHEETAH TOURING	1991-93	LC/2		09-711179
440	COUGAR 440, 2-UP	1991-94	LC/2		09-711179
440	JAG	1985-88	FC/2	09-712060A	09-711060A
440	JAG	1996	LC/2		09-711179
440	JAG 4000	1981-88	FC/2	09-712060A	09-711060A
440	JAG, DLX	1990-95	FC/2	09-712060A	09-711060A
440	PANTERA	1990-93	LC/2		09-711179
440	PANTHER	1980-85	FC/2	09-712060A	09-711060A
440	PANTHER	1996	LC/2		09-711179
440	PANTHER, DLX, MTN CAT	1989-94	FC/2	09-712060A	09-711060A
440	PROWLER 440, 2-UP	1990-94	LC/2		09-711179
440	SUPER JAG LT	1987-92	FC/2	09-712060A	09-711060A
440	TRAIL CAT 4000	1980-81	FC/2	09-712060A	09-711060A
440	ZL 440	1997-00	LC/2		09-711179
500	MOUNTAIN CAT 500 EFI	2001-02	LC/2		09-711266
500	ZL 500, EFI	2001-02	LC/2		09-711266
500	ZR 500, EFI	2001-02	LC/2		09-711266
550	BEARCAT	1995-96	LC/2		09-711189
550	BEARCAT WIDE TRACK	1996-02	LC/2		09-711189
550	CHEETAH 550	1994	LC/2		09-711189
550	COUGAR, MTN CAT, DLX	1995-98	LC/2		09-711189
550	EXT, EXT SP, MTN CAT	1991-93	LC/2		09-711189
550	PANTERA	1993-94	LC/2		09-711189
550	PANTERA	2002-05	LC/2		09-711189
550	PANTHER	1997-01	LC/2		09-711189
550	PROWLER, 2-UP	1995	LC/2		09-711189
550	ZL 550, ESR	2000-03	LC/2		09-711189
580	EXT, EFI, MTN CAT	1993-98	LC/2		09-711189
580	PANTERA 580 EFI	1995-01	LC/2		09-711189
580	ZL 580 EFI ESR	2000	LC/2		09-711189
580	ZR 580 EFI	1993-97	LC/2		09-711189
600	CROSSFIRE 600	2006-11	LC/2		09-711275
600	F6 FIRECAT 600 EFI, SNO PRO	2004-11	LC/2		09-711275
600	M6 EFI 600	2005-11	LC/2		09-711275
600	MOUNTAIN CAT 600 EFI	2001-04	LC/2		09-711266
600	PANTERA 600 EFI	2002-05	LC/2		09-711266
600	SABERCAT 600 EFI	2004-05	LC/2		09-711275
600	ZL 600, ZL 600 EFI	2001-03	LC/2		09-711266
600	ZR 600, EFI	2001-02	LC/2		09-711266
700	CROSSFIRE 7	2006	LC/2		09-711275
700	F7 FIRECAT EFI, SNO PRO	2003-06	LC/2		09-711275
700	M7 EFI, LIMITED, CARB	2005-06	LC/2		09-711275
700	SABERCAT 700 EFI LX, EXT	2004-06	LC/2		09-711275
800	MOUNTAIN CAT	2001-04	LC/2		09-711262
800	PANTERA 800	2003-04	LC/2		09-711262
800	ZL 800	2001-03	LC/2		09-711262
800	ZR 800	2001-03	LC/2		09-711262
900	KING CAT 900 EFI	2004-06	LC/2		09-711262
900	MOUNTAIN CAT 900	2003-04	LC/2		09-711262
900	ZR 900 EFI, SNO PRO	2003-06	LC/2		09-711262
Moto Ski™ (Rotax Engine)					
250	SPIRIT	1976-83	FC/1		09-711024
503	FUTURA, 500E	1980-82	FC/2	09-712162	09-711162B
503	GRAND PRIX SP	1979-81	FC/2	09-712162	09-711162B
503	GRAND PRIX MX	1981	FC/2	09-712162	09-711162B
503	SONIC	1982	FC/2	09-712162	09-711162B

TERMS & INDEX

NEW

HELMETS

HELMET ACCESSORIES

APPAREL

ACCESSORIES

TRACKS & SUSPENSION

STEERING

TRANS MISSION

PLOW & WINCH

WIND SHIELDS

BRAKES & CARB.

ENGINE PARTS

ELECTRICAL

TRAILER

CHEMICALS

TECH & TOOLS

P.O.P

SPX ENGINE GASKET SETS



CODE = B

KEYWORD = 16B

CC	MAKE / Model	YEAR	COOL. CYL.	TOP END GASKET SET	PROFESSIONAL GASKET SET WITH OIL SEALS
Polaris™					
NEW	340	INDY SPORT, SUPER, SS GT	1987-90	FC/2	09-711173
	340	INDYLITE, DELUXE, GT	1991-02	FC/2	09-711173
	340	INDY CLASSIC, TOURING, LX, TRANSPORT	2003-08	FC/2	09-711173
HELMETS	340	STAR, STAR ES	1985	FC/2	09-711173
	340	SPRINT, SPRINT ES	1986-90	FC/2	09-711173
	440	INDY SPORT, SPORT GT	1991-99	FC/2	09-711186
	440	INDY TRAIL, DELUXE	1994-95	FC/2	09-711186
HELMET ACCESSORIES	440	INDY TRANSPORT	1996-99	FC/2	09-711186
	440	INDY XCF	1997-98	FC/2	09-711186
	488	INDY SUPER SPORT	1997-98	FC/2	09-711110C
	488	INDY SUPERTRAK	1991-93	FC/2	09-711110C
APPAREL	488	INDY TRAIL	1986-99	FC/2	09-711110C
	488	INDY TRAIL DLX, TOURING	1994-99	FC/2	09-711110C
	488	INDY TRAIL, DLX	1988-92	FC/2	09-711110C
	488	INDY TRAIL, WIDETRAK GT	1994-97	FC/2	09-711110C
ACCESSORIES	500	INDY WIDETRAK LX	1993-95	LC/2	09-711185A
	500	INDY, CLASSIC, SKS, SP, SPX, EFI	1989-95	LC/2	09-711185A
	550	550 LX	2007-08	FC/2	09-711286
	550	CLASSIC AFTER 8/13/02	2003-06	FC/2	09-711286
TRACKS & SUSPENSION	550	CLASSIC BEFORE 8/13/02	2002-03	FC/2	09-711238
	550	INDY /LXT	2014-15	FC/2	09-711286
	550	IQ SHIFT	2009-13	FC/2	09-711286
	550	PRO X 550	2004	FC/2	09-711286
STEERING	550	SPORT TOURING	2000-03	FC/2	09-711238
	550	SPORT TOURING	2004	FC/2	09-711286
	550	SUPER SPORT AFTER 8/13/02	2003-08	FC/2	09-711286
	550	SUPER SPORT BEFORE 8/13/02	1999-03	FC/2	09-711238
TRANS MISSION	550	TRAIL RMK	1999-03	FC/2	09-711238
	550	TRAIL RMK	2004-10	FC/2	09-711286
	550	TRAIL SKS-EURO	1999	FC/2	09-711238
	550	TRAIL TOURING	2000-03	FC/2	09-711238
PLOW & WINCH	550	TRAIL TOURING, DLX	2004-11	FC/2	09-711286
	600	600 RMK 144/155	2010-13	LC/2	09-711307
	600	600 RUSH PRO-RIDE	2010-13	LC/2	09-711307
	600	600 WIDETRACK IQ/INT	2010-13	LC/2	09-711307
WIND SHIELDS	600	CFI RMK 155	2008	LC/2	09-711298
	600	CLASSIC	2002-06	LC/2	09-711251
	600	HO IQ, TOURING, LX, CFI	2007-08	LC/2	09-711298
	600	HO SWITCHBACK CFI	2007-08	LC/2	09-711298
BRAKES & CARB.	600	INDY	2013-15	LC/2	09-711307
	600	INDY TRIUMPH	2000	LC/3	09-711205
	600	INDY ULTRA SPX, SPX SE	1997	LC/3	09-711206
	600	INDY XCR	1995-96	LC/3	09-711205
ENGINE PARTS	600	INDY XCR SP	1996	LC/3	09-711206
	600	INDY XCR, XCR SE	1997-98	LC/3	09-711206
	600	INDY XLT CLASSIC, TOURING	1998-99	LC/3	09-711205
	600	INDY XLT SP, XC, LTD SP	1997-99	LC/3	09-711205
	600	INDY XLT SPECIAL XTRA	1994	LC/3	09-711204
ELECTRICAL	600	INDY XLT TOURING, SP, RMK	1995	LC/3	09-711204
	600	INDY XLT, RMK, XLT SP	1996	LC/3	09-711205
	600	INDY XLT, SKS PT	1995	LC/3	09-711204
	600	INDY XLT, SKS, RMK, TOURING	1997	LC/3	09-711204
TRAILER	600	INDY XLT, TOURING, SKS	1996	LC/3	09-711204
	600	IQ ES, DRAGON, RMK	2009-13	LC/2	09-711307
	600	IQ SHIFT, TOURING, SWITCHBACK	2009-13	LC/2	09-711307
CHEMICALS	600	PRO X 600	2001-04	LC/2	09-711251
	600	PRO RMK 155	2012-15	LC/2	09-711307
	600	RMK	2002-05	LC/2	09-711251
	600	RMK 144/155	2010-15	LC/2	09-711307
	600	RUSH	2010-13	LC/2	09-711307
TECH & TOOLS	600	SWITCHBACK	2004-05	LC/2	09-711251
	600	TOURING	2000-06	LC/2	09-711251
	600	WIDERACK IQ	2010-15	LC/2	09-711307
	600	XC SP	2000-05	LC/2	09-711251
P.O.P.	600	600 INDY/SP/LTD EFI	2013-15	LC/2	09-711307
	600	600 INDY VOYAGEUR	2014-16	LC/2	09-711307
	600	600 IQ LXT/INTL EFI	2011-15	LC/2	09-711307
	600	600 IQ SHIFT EFI	2009-12	LC/2	09-711307
	600	600 IQ TOUR/EURO EFI	2007-10	LC/2	09-711307
	600	600 IQ/ES/ES EURO EFI	2009	LC/2	09-711307
	600	600 PRO RMK 155 EFI	2012-15	LC/2	09-711307

SPX ENGINE GASKET SETS



CODE = B | **KEYWORD = 16B**

CC	MAKE / Model	YEAR	COOL. CYL.	TOP END GASKET SET	PROFESSIONAL GASKET SET WITH OIL SEALS
Polaris™					
600	600 RMK SHIFT EFI	2009	LC/2		09-711307
600	600 RUSH PRO EFI	2011-14	LC/2		09-711307
600	600 RUSH PRO-RIDE EFI	2010-12	LC/2		09-711307
600	600 SHIFT EFI	2011	LC/2		09-711307
600	600 SWITCHBACK ASSAULT EFI	2015	LC/2		09-711307
600	600 SWITCHBACK EFI	2011-14	LC/2		09-711307
600	600 SWITCHBACK/DRAGON	2008	LC/2		09-711307
600	600 SWITCHBACK/DRAGON/EURO	2009	LC/2		09-711307
600	600 SWITCHBACK/DRAGON/EURO EFI	2010	LC/2		09-711307
600	600 WIDETRACK IQ/INTL EFI	2010-17	LC/2		09-711307
600	IQ ES DRAGON EFI	2009-10	LC/2		09-711307
650	INDY, INDY SKS	1988-92	LC/3	09-712181A	09-711181A
650	INDY RXL, SKS, EFI	1990-97	LC/3	09-712181A	09-711181A
700	700 RMK 155 ES	2009-10	LC/2		09-711307
700	CLASSIC	2002-04	LC/2		09-711265
700	CLASSIC TOURING	2004	LC/2		09-711265
700	DRAGON, RMK, CFI	2007-08	LC/2		09-711298
700	INDY RMK, SKS, CLASSIC	1999-01	LC/2		09-711231
700	INDY ULTRA SP, SKS, RMK	1996	LC/3		09-711206
700	INDY ULTRA, ULTRA SP	1997-98	LC/3		09-711206
700	INDY XC, XC SP, XC DLX	1999-01	LC/2		09-711231
700	INDY XCR	1998	LC/3		09-711206
700	IQ, IQ DRAGON	2008	LC/2		09-711300
700	PRO X 700	2003-04	LC/2		09-711265
700	RMK	2002-05	LC/2		09-711265
700	SKS-EURO	2002	LC/2		09-711265
700	SWITCHBACK	2004	LC/2		09-711265
700	SWITCHBACK , DRAGON	2008	LC/2		09-711300
700	XC SP	2002-05	LC/2		09-711265
800	800 LE	2001	LC/2		09-711252
800	800 ALL 2-STROKE	2011-12	LC/2		09-711310
800	CLASSIC	2003-04	LC/2		09-711252
800	PRO X	2003-04	LC/2		09-711252
800	RMK 144" & 156"	2002	LC/2		09-711252
800	RMK 151" AFTER 3/01	2002	LC/2		09-711252
800	RMK 151" BEFORE 3/01	2002	LC/2		09-711252
800	RMK ALL	2000-05	LC/2		09-711252
800	SWITCHBACK	2004-05	LC/2		09-711252
800	TOURING	2003-05	LC/2		09-711252
800	XC SP	2001-05	LC/2		09-711252
800	XCR	1999-03	LC/3		09-711254
900	FUSION	2005-06	LC/2		09-711282
900	RMK	2005-06	LC/2		09-711282
900	SWITCHBACK	2005-06	LC/2		09-711282
Ski-Doo™ (Rotax Engines)					
250	ELAN	1971-96	FC/1		09-711024
250	SAFARI CITATION, TUNDRA	1985-92	FC/1		09-711164
277	TUNDRA 11, LT	1993-06	FC/1		09-711195
300	FREESTYLE SESSION	2007-08	FC/1		09-711195
300	SCANDIC TUNDRA	2007-09	FC/1		09-711195
377	MIRAGE 11, 11E, SP	1980-83	FC/2		09-711023A
377	SAFARI L, LE, DELUXE	1993-94	FC/2		09-711023C
377	SAFARI, SCOUT	1990-92	FC/2		09-711023C
377	SKANDIC 11, 11R	1993	FC/2		09-711023C
380	FORMULA S, DLX IN 00-01	1995-01	FC/2		09-711210
380	GSX, GTX 380 F	2005-06	FC/2		09-711210
380	LEGEND 380 F	2002-04	FC/2		09-711210
380	MX Z 380 F, GT 380 F	2001-06	FC/2		09-711210
380	SKANDIC, TOURING, E, LE	1995-2001	FC/2		09-711210
380	TOURING E, LE, SLE	1995-2000	FC/2		09-711210
440	FORMULA MX Z, GT LE 440 F	1997-2001	FC/2		09-711210
440	SKANDIC LT 440 F	2001-07	FC/2		09-711210
440	TOURING E, LE, SLE 440 F	1996-00	FC/2		09-711210
447	NORDIC 50	1988-90	FC/2	09-712162	09-711162C
447	SAFARI, SAFARI E	1984-86	FC/2	09-712162	09-711162C
467	FORMULA MX	1994-95	LC/2		09-711203
467	FORMULA MXZ ST	1994	LC/2		09-711203
467	GT 470	1995	LC/2		09-711203
467	SUMMIT	1994	LC/2		09-711203
496	SKANDIC 11, SLR	1993	FC/2		09-711196

TERMS & INDEX
NEW
HELMETS
HELMET ACCESSORIES
APPAREL
ACCESSORIES
TRACKS & SUSPENSION
STEERING
TRANS MISSION
PLOW & WINCH
WIND SHIELDS
BRAKES & CARB.
ENGINE PARTS
ELECTRICAL
TRAILER
CHEMICALS
TECH & TOOLS
P.O.P

SPX ENGINE GASKET SETS



TERMS & INDEX

CODE = B

KEYWORD = 16B

CC	MAKE / Model	YEAR	COOL. CYL.	TOP END GASKET SET	PROFESSIONAL GASKET SET WITH OIL SEALS
Ski-Doo™ (Rotax Engines)					
NEW	500	500 SS GSX SPORT	2004-09	LC/2	09-711259
	500	500 SS GTX SPORT	2005-09	LC/2	09-711259
	500	500 SS LEGEND, GT SPORT	2004	LC/2	09-711259
HELMETS	500	500 SS MX Z, TRAIL	2004-09	LC/2	09-711259
	500	500 SS SUMMIT, EVEREST	2009	LC/2	09-711259
	500	FORMULA 500, DLX	1997-00	LC/2	09-711212
	500	FORMULA GT, TOURING	1996-00	LC/2	09-711212
HELMET ACCESSORIES	500	FORMULA MX Z	1998-99	LC/2	09-711212
	500	FORMULA S, SL, SLS	1996	LC/2	09-711212
	500	FORMULA Z	1998	LC/2	09-711212
	500	MX Z ADRENALINE /TNT	2007-08	LC/2	09-711259
APPAREL	500	SKANDIC, SWT, WT	1997-00	LC/2	09-711212
	500	SUMMIT 500	1996-98	LC/2	09-711212
	503	ALL 503 UP TO & 89	1979-90	FC/2	09-712162
	503	FORMULA SL, TOURING SL E	1995-01	FC/2	09-711196
ACCESSORIES	503	GT 500 F	2002	FC/2	09-711196
	503	LEGEND 500 F	2002	FC/2	09-711196
	503	MX Z 500 F	2001-02	FC/2	09-711196
	503	SAFARI RALLY	1993-94	FC/2	09-711196
TRACKS & SUSPENSION	503	SKANDIC 11, SLT	1993-96	FC/2	09-711196
	503	SKANDIC 500 WT, SP WT	1997-03	FC/2	09-711196
	503	SUMMIT	2001-02	FC/2	09-711196
	550	EXPEDITION SPORT 550 F	2011-20	FC/2	09-711277
	550	EXPEDITION SPORT 550 F	2011-18	FC/2	09-711277
STEERING	550	FREESTYLE, BACKCOUNTRY,PARK	2007-09	FC/2	09-711277
	550	GRAND TOURING SPORT 550F	2010-15	FC/2	09-711277
	550	GSX, GTX	2005-10	FC/2	09-711277
	550	LEGEND 550 F, GT 550	2003-04	FC/2	09-711277
TRANS MISSION	550	MX Z 550F,X, SUMMIT 550F	2003-15	FC/2	09-711277
	550	SKANDIC SPORT SUV/WT/SWT	2004-15	FC/2	09-711277
	550	SKANDIC 550F	2016-20	FC/2	09-711277
	550	SKANDIC TUNDRA LT 550F	2008-15	FC/2	09-711277
PLOW & WINCH	550	TUNDRA LT 550F	2008-20	FC/2	09-711277
	582	FORMULA GT, XTC, SE	1993-96	LC/2	09-711194
	582	FORMULA PLUS X, E, XTC, EFI	1993	LC/2	09-711194
WIND SHIELDS	583	FORMULA MX Z	1997-98	LC/2	09-711214
	583	FORMULA MX, XTC	1992	LC/2	09-711178C
	583	FORMULA PLUS X	1992-93	LC/2	09-711178C
	583	FORMULA Z, DLX	1997-99	LC/2	09-711214
BRAKES & CARB.	583	FORMULA Z, STX	1994-96	LC/2	09-711178C
	583	MXZ 583	1996	LC/2	09-711178C
	583	SUMMIT	1994-96	LC/2	09-711178C
	583	SUMMIT, GT	1997-99	LC/2	09-711214
ENGINE PARTS	600	EXPEDITION 600 HO, TUV, SDI	2005-10	LC/2	09-711278
	600	EXPEDITION LE/SE 600 ETEC	2011-18	LC/2	09-711303
	600	FORMULA 111, LT 599	1995-99	LC/3	09-712213
	600	FORMULA DLX	2000-01	LC/2	09-711259
	600	FORMULA Z	2000	LC/2	09-711259
ELECTRICAL	600	GSX LE/SE 600 ETEC	2009-15	LC/2	09-711303
	600	GRAND TOURING 600 ETEC	2010-18	LC/2	09-711303
	600	GSX, GTX 600 HOSPORT,LTD	2004-08	LC/2	09-711278
	600	GT SE 600	2000-02	LC/2	09-711259
TRAILER	600	GT, SE	2003	LC/2	09-711259
	600	GTS, GSX SPORT 600	2010-13	LC/2	09-711259
	600	LEGEND 600 HO	2004	LC/2	09-711278
	600	LEGEND SPORT, SE	2003	LC/2	09-711259
CHEMICALS	600	LEGEND, SPORT, SE 600	2002	LC/2	09-711259
	600	MX Z 600	2000-02	LC/2	09-711259
	600	MX Z RENEGADE, X, SDI	2007-08	LC/2	09-711278
	600	MX Z X,X-RS,BLIZZARD,ADRENALINE	2007	LC/2	09-711278
TECH & TOOLS	600	MX Z, SPORT, TRAIL 600 HO	2003-07	LC/2	09-711278
	600	MXZ SPORT 600 CARB	2011-20	LC/2	09-711259
	600	MX Z, TRAIL	2003	LC/2	09-711259
	600	MX Z TNT/X 600 HO ETEC	2009-18	LC/2	09-711303
P.O.P	600	MXZ SPORT 600 CARB	2011-18	LC/2	09-711259
	600	RENEGADE SPORT 600 CARB	2016-20	FC/2	09-711259
	600	RENEGADE BACKCOUNTRY/ADRENALINE	2009-18	LC/2	09-711303
	600	600 HO ETEC			
	600	SKANDIC 600 WT	2003-10	LC/2	09-711259
	600	SKANDIC WT/SWT 600 ETEC	2011-21	LC/2	09-711303
	600	SKANDIC SUV, SDI	2008	LC/2	09-711278

SPX ENGINE GASKET SETS



CODE = B **KEYWORD = 16B**

CC	MAKE / Model	YEAR	COOL. CYL.	TOP END GASKET SET	PROFESSIONAL GASKET SET WITH OIL SEALS
Ski-Doo™ (Rotax Engines)					
600	SKANDIC, WT, SUV 600	2001-02	LC/2		09-711259
600	SUMMIT 600	2000-02	LC/2		09-711259
600	SUMMIT 600 HO, ADREN., SDI	2003-08	LC/2		09-711278
600	SUMMIT 600 HO ETEC	2012-18	LC/2		09-711303
600	SUMMIT SPORT 600 CARB	2010-20	LC/2		09-711259
600	TUNDRA XTREME 600 ETEC	2011-18	LC/2		09-711303
600	TUNDRA XTREME 600HO ETEC	2011-20	LC/2		09-711303
643	FORMULA MACH 1, XTC, (2)	1992	LC/2		09-711178C
670	FORMULA DLX, Z	1999	LC/2	09-711215	09-711215
670	FORMULA GT SE, MACH 1	1996	LC/2	09-711215	09-711215
670	FORMULA MACH 1, GT	1993-94	LC/2		09-711197
670	FORMULA MX Z	1996-99	LC/2	09-711215	09-711215
670	SUMMIT	1996-99	LC/2	09-711215	09-711215
700	FORMULA 111	1998-00	LC/3		09-711222
700	FORMULA DLX	2000-01	LC/2		09-711255
700	FORMULA GT, SE	1997-00	LC/3		09-711222
700	FORMULA MACH 1	1997-00	LC/3		09-711222
700	GT 700	2001-02	LC/2		09-711255
700	LEGEND	2002	LC/2		09-711255
700	MX Z, SUMMIT	2000-02	LC/2		09-711255
800	FORMULA 111 809	1999-00	LC/3		09-711221
800	FORMULA MACH 1, MACH Z	1997-03	LC/3		09-711221
800	GSX 800 HO	2004-07	LC/2		09-711285
800	GSX LTD 800R	2008	LC/2		09-711302
800	GT SE 809	1999-01	LC/3		09-711221
800	LEGEND, GT 800	2002	LC/2		09-711261
800	LEGEND, GT 800	2003	LC/2		09-711285
800	LEGEND, GT 800 HO	2004	LC/2		09-711285
800	MX Z ADRENALINE, BLIZZARD	2007	LC/2		09-711285
800	MX Z RENEGADE, X	2007	LC/2		09-711285
800	MX Z X, ADRENALINE 800R PTEK	2010-11	LC/2		09-711302
800	MX Z X, MX Z X-RS	2007	LC/2		09-711285
800	MX Z, SUMMIT, 800R ETEC	2011	LC/2		09-711312
800	MX Z, X 800 R	2008-09	LC/2		09-711302
800	RENEGADE X, 800R PTEK	2010-11	LC/2		09-711302
800	SUMMIT, MX Z 800	2000-02	LC/2		09-711261
800	SUMMIT, MX Z 800 HO	2003-06	LC/2		09-711285
800	SUMMIT, X 800R PTEK	2007-14	LC/2		09-711302
1000	SUMMIT 1000 SDI, HIGHMARK	2005-07	LC/2		09-711289
Yamaha™					
246	246 BRAVO BR250H-T	1984-09	FC/1		09-711027A
338	ENTICER ET340B-M, TM, TRM	1978-88	FC/2		09-711142
338	EXCELL EC340E-M	1981-88	FC/2		09-711142
480	PHAZER PZ480H-P,	1984-90	FC/2		09-711168
480	PZ480R,S,T	1991-99	FC/2		09-711168B
480	VENTURE VT480R,S,T	1991-98	FC/2		09-711168B

TERMS & INDEX
NEW
HELMETS
HELMET ACCESSORIES
APPAREL
ACCESSORIES
TRACKS & SUSPENSION
STEERING
TRANS MISSION
PLOW & WINCH
WIND SHIELDS
BRAKES & CARB.
ENGINE PARTS
ELECTRICAL
TRAILER
CHEMICALS
TECH & TOOLS
P.O.P

CYLINDERS

• Direct OEM replacement • OEM appearance • Tapered Port Chambers • Nikasil plated to OEM bore • Honed to OEM Specifications



CYLINDER ARCTIC CAT™



Model	Year
Arctic Cat™	
OEM# 3005-999	
BEARCAT 570 /LT	2004-06
MOUNTAIN CAT 570	2002-04
PANTHER 570	2002-06
Z 570 /SS/LX	2002-06
OEM# 3007-479	
BEARCAT 2000 LT/XT/XTE	2015-20
BEARCAT 570 XT/XTE/LTD	2007-14
F570	2008-14
LYNX 2000 /LT	2015-20
PANTHER 570	2007
T570 /TOURING	2008-14
Z 570 /LX	2007

OEM# 3005-999 / 3007-479

Bore Size: 74mm, Sleeve O.D. 87mm, Height: 137/108.5mm

Part No.	Code	Keyword
711-0001	D	23

800R TWIN CYLINDER MONO BLOCK



Model	Year
Ski-Doo™	
EXPEDITION 800R ETEC	2016-20
FREERIDE 800R ETEC	2012-17
GSX LTD 800R	2007-09
GSX SE 800R ETEC	2013-15
MX Z ADRENALINE 800R PTEK	2008-10
MX Z RENEGADE/X 800R PTEK	2008-10
MX Z TNT 800R ETEC	2011-15
MX Z TNT 800R PTEK	2011
MX Z X 800R ETEC	2010-15
MX Z X 800R PTEK	2008-10
MX Z X-RS 800R ETEC	2011-17
MX Z X-RS 800R PTEK	2010
RENEGADE 800R ETEC	2011-19

Model	Year
Ski-Doo™	
RENEGADE 800R PTEK	2010-11
SUMMIT 50TH ANNIVERSARY	2009
SUMMIT ADRENALINE 800R	2007
SUMMIT EVEREST 800R ETEC	2011
SUMMIT EVEREST 800R PTEK	2008-11
SUMMIT FREERIDE 800R ETEC	2011
SUMMIT HILLCLIMB	2009-10
SUMMIT SP 800R ETEC	2012-17
SUMMIT SP/SPORT 800R PTEK	2011-14
SUMMIT X 800R ETEC	2011-15
SUMMIT X 800R PTEK	2007-10
SUMMIT XRS	2007
SUMMIT XRS	2007

OEM# 420-4130-41 / 420-4130-42 / 420-4130-46 /

420-6232-40 / 420-6232-41 / 420-6232-42 / 420-6232-46 /

420-6232-49 / 421-0006-66

Bore Size: 82mm, Sleeve O.D. 92mm, Height: 21.8/156.6mm

Part No.	Code	Keyword
712-0001	D	23

600 HO ETEC CYLINDER



Model	Year
Ski-Doo™	
EXPEDITION LE/SE 600HO ETEC	2011-19
GRAND TOURING LE 600HO ETEC	2011-18
GSX LE/SE 600HO ETEC	2009-15
GTX LE 600HO ETEC	2009
MX Z 50TH ANNIVERSARY	2009
MX Z ADRENALINE 600HO ETEC	2009-10
MX Z RENEGADE/X 600HO ETEC	2009
MX Z TNT 600HO ETEC	2009-18
MX Z X 600HO ETEC	2009-18

Model	Year
Ski-Doo™	
MX Z X-RS 600HO ETEC	2010-16
RENEGADE ADRENALINE 600HO ETEC	2010-18
RENEGADE BACK COUNTRY/X 600HO ETEC	2010-18
RENEGADE X 600HO ETEC	2010-18
SKANDIC WT/SWT 600HO ETEC	2011-20
SUMMIT EVEREST 600HO ETEC	2009-11
SUMMIT SP 600HO ETEC	2012-18
SUMMIT X 600HO ETEC	2009-11
TUNDRA 600HO ETEC	2011-20

OEM 420-6232-62 / 420-6232-63

Bore Size: 72mm Sleeve O.D. 85mm, Height: 19.8/147.45mm

NOTE: PRE-THREADED THE REED MTG HOLES, WHICH OEM CYLINDER DOESN'T.

Part No.	Code	Keyword
712-0002	D	23

CYLINDERS

• Direct OEM replacement • OEM appearance • Tapered Port Chambers • Nikasil plated to OEM bore • Honed to OEM Specifications

600 HO SDI CYLINDER



OEM# 420-6139-44 / 421-0006-24

Bore Size:72mm Height: 147.8mm Sleeve O.D. 85mm

NOTE: PRE-THREADED THE REED MTG HOLES, WHICH OEM CYLINDER DOESN'T.

Part No.	Code	Keyword
712-0003	D	23

Model	Year
Ski-Doo™	
EXPEDITION LE/SE 600HO ETEC	2011-19
EXPEDITION 600 H.O. SDI	2005-06
EXPEDITION TUV 600 H.O. SDI	2007-10
GRAND TOURING LE 600HO ETEC	2011-18
GSX 600 HO SDI	2004-06
GSX LE/SE 600HO ETEC	2009-15
GSX LE 600HO ETEC	2009
GSX LTD 600 HO SDI	2007-08
GSX LTD TOURING 600 HO SDI	2008
GSX Sport 600 HO SDI	2007
GTX 600 HO SDI	2005-06
GTX LTD 600 HO SDI	2007-08
GTX Sport 600 HO SDI	2007-08
LEGEND 600 HO SDI	2004
MX Z 50TH ANNIVERSARY	2009
MX Z ADRENALINE 600HO ETEC	2009-10
MX Z RENEGADE/X 600HO ETEC	2009-10
MX Z 600 HO SDI RENEGADE & RENEGADE X	2005-06
MX Z 600 HO SDI/ADRENALINE & X	2004-06

Model	Year
Ski-Doo™	
MX Z ADRENALINE 600 HO SDI	2007-08
MX Z Blizzard 600 HO SDI	2007
MX Z RENEGADE/X 600 HO SDI	2007-08
MX Z TNT 600HO ETEC	2009-18
MX Z 600HO ETEC	2009-18
MX Z-RS 600HO ETEC	2010-16
MX Z X 600 HO SDI	2007-08
MX Z XRS 600 HO SDI	2007
RENEGADE ADRENALINE 600HO ETEC	2010-18
RENEGADE BACK COUNTRY /X 600HO ETEC	2010-18
RENEGADE X 600HO ETEC	2010-18
SKANDIC WT/SWT 600HO ETEC	2011-20
SKANDIC SUV 600HO SDI 600HO SDI	2008
SUMMIT 600 HO SDI, ADRENALINE	2006
SUMMIT ADRENALINE 600HO SDI	2007-08
SUMMIT EVEREST 600HO ETEC	2009-11
SUMMIT SP 600HO ETEC	2012-18
SUMMIT X 600HO ETEC	2009-11
TUNDRA 600HO ETEC	2007-08

CYLINDER SKI-DOO™



OEM# 420-6136-20 / 420-6136-25 / 420-6136-27 /

420-6136-28 / 420-9234-35 / 420-9234-37 / 420-9234-39

Bore Size:76mm Sleeve O.D.83mm Height:130.8/113mm

ALUMINUM HOUSING W/STEEL SLEEVE

Part No.	Code	Keyword
712-0004	D	23

Model	Year
Ski-Doo™	
FORMULA Z 600	2000
FORMULA DELUXE 600	2000-01
GRAND TOURING 600	2000-03
GRAND TOURING SPORT 600	2010-14
GSX /SPORT 500SS (593)	2004-10
GTX /SPORT 500SS (593)	2005-09
LEGEND 500SS (593)	2004
LEGEND 600	2002-03
MXZ 600 /SB (EXCEPT HO)	1999-03
MXZ ADRENALINE 500SS (593)	2004-07
MXZ SPORT 600 CARB	2010-19

Model	Year
Ski-Doo™	
MXZ TNT 600 CARB	2010-12
MXZ TRAIL 500SS (593)	2004-09
RENEGADE SPORT 600 CARB	2015-19
SKANDIC 600	2001-03
SKANDIC SUV 600	2003-07
SKANDIC SUV 600 EUROPE	2009
SKANDIC WT 600	2005-10
SKANDIC WTLC 600	2004
SUMMIT 600 /SB	1999-02
SUMMIT EVEREST 500SS (593)	2009
SUMMIT SPORT 600 CARB	2010-19

***Inside diameter must be bored & honed to size piston after installation.**

(Suggested honed size of cylinder sleeve: 76 -0.005 / 0.02mm)

***Ports cut to precision dimensions & shapes for ease of installation & port match-up.**

***Pre-threaded the reed mtg holes, which oem cylinder doesn't.**

CYLINDER POLARIS™



OEM# 3085936 / 3088214 / 3089226 / 3089232 / 3089525 /

3089934 / 3090388

Bore Size: 73mm, Sleeve O.D.79mm, Height:127.1/121.6mm

Part No.	Code	Keyword
714-0005	D	23

Model	Year
Polaris™	
550 ADVENTURE	2017-19
550 CLASSIC /EDGE	2002-06
550 EDGE LX	2007
550 INDY ADVENTURE	2018-20
550 INDY ES	2014-20
550 INDY EVO	2020
550 INDY LXT	2014-19
550 INDY VOYAGEUR	2014-16
550 IQ LXT/SHIFT	2010-13
550 RMK EVO	2020

Model	Year
Polaris™	
550 LX	2008
550 LXT	2020
550 PRO X FAN	2004
550 SHIFT	2011-13
550 VOYAGEUR	2017-20
550 WIDETRAK LX ES	2016-19
SPORT TOURING /ES	2000-02
SUPERSPORT /EDGE	1999-08
TRAIL RMK	1999-10
TRAIL TOURING	2000-10

TERMS & INDEX
NEW
HELMETS
HELMET ACCESSORIES
APPAREL
ACCESSORIES
TRACKS & SUSPENSION
STEERING
TRANS MISSION
PLOW & WINCH
WIND SHIELDS
BRAKES & CARB.
ENGINE PARTS
ELECTRICAL
TRAILER
CHEMICALS
TECH & TOOLS
P.O.P

CYLINDERS

• Direct OEM replacement • OEM appearance • Tapered Port Chambers • Nikasil plated to OEM bore • Honed to OEM Specifications



CYLINDER POLARIS™



OEM# 3022305
Bore Size:77mm, Sleeve O.D.90mm, Height:120/99.5mm

Part No.	Code	Keyword
714-0006	D	23

Model	Year
Polaris™	
600 INDY /SP/ES/INTL	2013-15
600 INDY VOYAGEUR	2015-16
600 PRO RMK	2012-15
600 RMK	2012-15
600 RUSH /ES	2013
600 RUSH PRO R	2013-14
600 RUSH PRO S	2015
600 RUSH PRO X	2015
600 SWITCHBACK /ES	2013-14
600 SWITCHBACK ADVENTURE	2013-14
600 SWITCHBACK ASSAULT	2014-15
600 SWITCHBACK PRO R	2013-14
600 SWITCHBACK PRO S	2015
600 VOYAGEUR	2014

CYLINDER POLARIS™



OEM# 3021718
Bore Size:77mm, Sleeve O.D.90mm, Height:120/99.5mm

Part No.	Code	Keyword
714-0007	D	23

Model	Year
Polaris™	
600 CLEANFIRE SWITCHBACK	2007
600 DRAGON SP/EURO	2009-10
600 DRAGON SWITCHBACK	2008-10
600 HO LX CLEANFIRE	2007
600 IQ /HO	2007-09
600 IQ DRAGON	2008
600 IQ LXT	2011-15
600 IQ SHIFT /INTL	2009-12

Model	Year
Polaris™	
600 IQ TOURING /HO/EURO/INTL	2007-10
600 IQ TOURING /INTL	2009-10
600 RMK	2008
600 RMK	2010-11
600 RMK SHIFT	2009
600 SHIFT	2011
600 SWITCHBACK /LX/INTL	2008-11

CYLINDER POLARIS™



OEM# 3022663
Bore Size:77mm, Sleeve O.D.90mm, Height:120/99.5mm

Part No.	Code	Keyword
714-0008	D	23

Model	Year
Polaris™	
600 AXYS INDY ADVENTURE	2021
600 AXYS INDY XC	2021
600 AXYS PRO RMK	2016-21
600 AXYS SWITCHBACK ASSAULT	2021
600 INDY /SP	2016-22
600 INDY ADVENTURE	2020
600 INDY XC	2019-20
600 INDY XCR	2020-21
600 RMK	2016-22
600 RUSH PRO-S	2016-20

Model	Year
Polaris™	
600 RUSH PRO-X	2016
600 RUSH XCR	2017-20
600 SWITCHBACK ADVENTURE	2016-19
600 SWITCHBACK ASSAULT	2016-20
600 SWITCHBACK PRO-S	2016-21
600 SWITCHBACK PRO-X	2016-17
600 SWITCHBACK SP	2017-19
600 SWITCHBACK XCR	2018-20
600 VOYAGEUR	2017-21

CYLINDER YAMAHA™



OEM# 83R-11311-00-00
Bore Size:73mm, Sleeve O.D.79mm, Height:137/133mm
NOTE: SLEEVE NOT REPLACEABLE, SAME AS OEM

Part No.	Code	Keyword
713-0001	D	23

Model	Year
Yamaha™	
VK540	1988-91
VK540	2017-22
VK540 II	1993-98
VK540 III	1999-05

ROTARY VALVE GEAR

SKI-DOO™



Part No.	Code	Keyword
782-9000	B	16

OEM# 420-9357-30
14 Teeth, 22mm Height. Located on the Water Pump's Rotary Shaft

Model	Year
Ski-Doo™	
BLIZZARD 6500	1978
BLIZZARD 7500 PLUS	1979-81
BLIZZARD 9500 PLUS	1979-82

SKI-DOO™



Part No.	Code	Keyword
782-9001	B	16B

OEM# 420-9357-35, 420-9357-36
14 Teeth, 16mm Height. Located on the Water Pump's Rotary Shaft

Model	Year
Ski-Doo™	
FORMULA 500	1997-98
FORMULA 500 DELUXE	1997-99
FORMULA 583	1997
FORMULA 583 DELUXE	1998-99
FORMULA 670 DELUXE	1999
FORMULA SLS	1996
FORMULA SS	1996

SKI-DOO™



Part No.	Code	Keyword
782-9011	B	16

OEM # # 420-9357-48
14 Teeth

Model	Year
Ski-Doo™	
FORMULA 500	1997-98
FORMULA 500 DELUXE	1997
FORMULA 500 LC	2000
FORMULA 583	1997
FORMULA DELUXE 500	1998
FORMULA DELUXE 500 LC	1999-00
FORMULA DELUXE 583	1998-99
FORMULA DELUXE 670	1999
FORMULA III	1996
FORMULA III LT	1996
FORMULA MACH 1	1995
FORMULA MACH Z	1995
FORMULA S	1996
FORMULA SL	1996
FORMULA SLS	1996

Model	Year
Ski-Doo™	
BLIZZARD 9700	1984
ELITE	1982
ELITE 450 L/C	1978-80
EVEREST 444 L/C RV 340	1978
EVEREST L/C	1979-83
FORMULA MX, MX LT, PLUS	1987-92
FORMULA MX, PLUS,	1985
FORMULA MX, XTC R	1993
FORMULA PLUS LT	1989-92
FORMULA PLUS X	1993
FORMULA PLUS, E, XTC, EFI	1993
FORMULA SP, SS	1985
GRAND TOURING	1993
MACH I, XTC	1989-92
RV 250, 340	1976
RV 340	1977
SAFARI GLX, LC	1990-92
SAFARI GRAND LUXE L/C	1985
SS-25	1984

Model	Year
Ski-Doo™	
FORMULA STX	1996
FORMULA Z	1996-97
FORMULA Z 500	1999
FORMULA Z 583	1998-99
FORMULA Z 670	1998-99
GRAND TOURING 500	1996-99
GRAND TOURING 583	1996-99
GRAND TOURING 670SE	1996
MACH 1	1996
MX Z 440	1996-97
MX Z 500	1998
MX Z 583	1996-98
MX Z 670	1996-98
MX Z X 400 LC	1997-98
SKANDIC SUPER WIDE TRACK	1997-00
SKANDIC WIDE TRACK	1998-00
SKANDIC WIDE TRACK LC	1997-00
SUMMIT 500	1996-98
SUMMIT 583	1996-98
SUMMIT 670	1996-98
SUMMIT 670X	1998
TOURING 500 LC	2000

Model	Year
Ski-Doo™	
FORMULA SS	1995
FORMULA SS	1996
FORMULA Z	1996-97
FORMULA Z 500	1999
FORMULA Z 583	1998-99
FORMULA Z 670	1998-99
GRAND TOURING	1994
GRAND TOURING 500	1996-99
GRAND TOURING 580	1996
GRAND TOURING 583	1997-99
GRAND TOURING SE	1994-96
GRAND TOURING XTC	1994
MACH I	1994
MACH I	1996
MACH Z	1996
MACH Z LT	1996
MX Z 440 F/LC	1996-97
MX Z 500	1998-99
MX Z 583	1996-98
MX Z 670	1996-97
MX Z 670 H.O.	1999
MX Zx 440 LC	1997-98
MXZ 670	1998
SKANDIC SWT	1997-00
SKANDIC WT/WT LC	1998-00
SUMMIT 500	1996-99
SUMMIT 583	1996-98
SUMMIT 670	1996-98
SUMMIT X 670	1998-99
TOURING 500 LC	2000

SKI-DOO™



Part No.	Code	Keyword
782-9010	B	16

OEM # 420-8343-50
15 Teeth. Material: Steel (S45C)

Model	Year
Ski-Doo™	
FORMULA DELUXE 500	2001
FORMULA DELUXE 600	2000-01
FORMULA DELUXE 700	2000-01
FORMULA Z 600	2000
FORMULA Z 700	2000
GRAND TOURING 500/SPORT	2001-03
GRAND TOURING 600 ALL	2000-03
GRAND TOURING SPORT 600	2010-14
GRAND TOURING 700 ALL	2001-03
GRAND TOURING 800 SE	2002
GSX 500 SS/SPORT	2004-10
GSX SPORT 600	2010
GTX 500SS/SPORT	2005-09
LEGEND 500 SS/SPORT	2002-04
LEGEND 600 GS	2002-03
LEGEND 600 SE	2002-03
LEGEND 600 SPORT	2002-03
LEGEND 700 GS	2002-03
LEGEND 700 SE	2003
LEGEND 700 SPORT	2002-03
LEGEND 800 SE	2002
MX Z 440X RACING	2007
MX Z 500 ALL	2000-03
MX Z 500 (STD)	2001
MX Z 500 (TRAIL)	2001
MX Z 500 ADRENALINE	2003
MX Z 500 R SPORT	2002
MX Z 500 SB Black	2000
MX Z 500 SPORT	2002
MX Z 500 SS ADRENALINE	2004-05
MX Z 500 SS RENEGADE	2004
MX Z 500 TRAIL/SS TRAIL	2002-06
MX Z 600 ALL	1999-03
MX Z 700 ALL	2000-03
MX Z 800 ALL	2002-03
MX Z ADRENALINE 500SS	2007
MX Z SPORT 600 CARB	2010-20
MX Z TNT 500SS	2008-09
MX Z TNT 600	2010-12
MX Z TRAIL 500SS	2007-08
MX Z X 440 LC	1999-01
MX Z X 440 RACING	2004-05
MX ZX 440	2002-03
RENEGADE 600 CARB	2016-20
SKANDIC 600 SUV	2003-07
SKANDIC SUV 600 (EURO)	2008
SKANDIC SWT 500	2001-04
SKANDIC WT 500	2001-04
SKANDIC WT 600	2002-03
SKANDIC WT 600	2006-10
SUMMIT 600 ALL	1999
SUMMIT 600 ALL	2001-02
SUMMIT 700 (HIGHMARK)	2001-02
SUMMIT 700 ALL	2001
SUMMIT 800 ALL	2001-02
SUMMIT EVEREST 500SS	2009
SUMMIT SPORT 600 CARB	2010-20

ROTARY VALVE GEAR

POLARIS™



Part No.	Code	Keyword
784-9000	B	16

OEM# 3090254, 5133689, 5138548
11 Teeth. Material : Phosphor Bronze Alloy

Model	Year
Polaris™	
440 IQ/EURO	2007
500 XC SP	2007
600 AXYS PRO RMK 155 ALL	2016-20
600 CLEANFIRE SWITCHBACK	2007
600 DRAGON (ALL OPTIONS)	2008-09
600 HO IQ (ALL OPTIONS)	2007
600 HO SWITCHBACK F/O	2007
600 INDY ALL OPTIONS	2013-20
600 IQ DRAGON	2008
600 IQ LX/LXT/EURO (ALL OPTIONS)	2008-14
600 IQ RACER	2008-11
600 IQ SHIFT (ALL OPTIONS)	2009-11
600 IQ TOURING/EURO	2008-09

Model	Year
Polaris™	
600 IQ/ES/ES EURO	2009
600 IQR/ RACER/INTL	2014-21
600 PRO RMK	2013-15
600 PRO-RIDE RUSH	2010
600 RMK ALL OPTIONS	2007-15
600 RMK 144/155 ALL	2016-20
600 RR EURO	2008-09
600 RUSH	2010-14
600 RUSH PRO R/S	2013-15
600 RUSH PRO-S ALL	2015-20
600 RUSH PRO-X INTL	2015
600 RUSH XCR	2017-19
600 SWITCHBACK (ALL OPTIONS)	2008-14
600 SWITCHBACK ADVENTURE ALL	2015-19
600 SWITCHBACK ASSAULT ALL	2016-20
600 SWITCHBACK PRO-S ALL	2015-20
600 SWITCHBACK PRO-X	2015-16
600 SWITCHBACK SP	2018-19
600 SWITCHBACK XCR	2018-20
600 VOYAGER	2017-20
600 WIDETRACK	2010-17
700 CLEANFIRE DRAGON/EURO	2007
700 DRAGON SWITCHBACK (ALL OPTIONS)	2008
700 IQ DRAGON/700 IQ	2008
700 RMK (ALL OPTIONS)	2008-10
700 SWITCHBACK (ALL OPTIONS)	2008
800 ASSAULT RMK	2009-10

Model	Year
Polaris™	
800 AXYS PRO RMK/LE ALL	2016-20
800 AXYS SKS 146/155 ALL	2016-20
800 DRAGON IQ (ALL OPTIONS)	2010
800 DRAGON RMK (ALL OPTIONS)	2008-10
800 DRAGON SP/ES EURO	2009
800 INDYALL	2016-20
800 IQ	2008-10
800 PRO RMK	2015
800 RMK (ALL OPTIONS)	2009-13
800 RMK 155 ALL	2016
800 RMK ASSAULT 155 ALL	2016
800 RMK KHAOS	2020
800 RUSH	2010-15
800 RUSH PRO R/S	2015
800 RUSH PRO-S ALL	2015-20
800 RUSH PRO-X ALL	2015-18
800 RUSH XCR	2017-18
800 SKS	2019-20
800 SWITCHBACK (ALL OPTIONS)	2009-14
800 SWITCHBACK ADVENTURE/INTL	2016-18
800 SWITCHBACK ASSAULT ALL	2015-20
800 SWITCHBACK PRO-S ALL	2015-20
800 SWITCHBACK PRO-X ALL	2015-18
800 SWITCHBACK XCR	2018-20
800 TITAN ALL OPTIONS	2018-20
DRAGON RMK/INTL	2007
IQ SHIFT/EURO	2008



WATER PUMP OIL SEALS

ARCTIC CAT™

Part No.	Code	Keyword
720-3093	B	16

OEM# 3003-436 / 3004-760 / 3007-431
Type : TC
Size : 11 X 22 X 6mm, w/Steel Spring



Model	Year
Arctic Cat™	
CF6	2009
CF8	2009-11
CROSSFIRE 800	2008
EXT 600	1997
F5	2008-14
F6	2008-11
F8	2008-10
F800	2012-13
FIRECAT 600/700 /SNO PRO	2006
KITTY CAT	1994
M6	2006-10
M7	2006
M8	2008-11
M 800/ M 8000	2012-17
PANTERA 580/800/1000	1999-01
PANTHER 550	1999
POWDER EXTREME	1997
POWDER SPECIAL 500 EFI	2000
THUNDER CAT /MC	1995-97
XF 800/ XF 8000	2012-17
ZR 500 /EFI	1999
ZR 8000	2015-17
ZRT 600/800	1995-02

SKI-DOO™

Part No.	Code	Keyword
720-3079	B	16

OEM# 420850710 / 420850711
Type : SC
Size : 10 X 30 X 8mm
w/Steel Spring



Model	Year
Ski-Doo™	
FORMULA	1997-98
FORMULA DELUXE	1997-99
FORMULA DELUXE LC	1999-00
FORMULA LC	2000
FORMULA MACH 1	1989-93
FORMULA MX	1988-90
FORMULA MX	1992-93
FORMULA MX 2	1993
FORMULA MX LT	1988-90
FORMULA MX Z	1993
FORMULA PLUS	1988-93
FORMULA PLUS 2	1993
FORMULA PLUS E	1991-93
FORMULA PLUS LT	1989-90
FORMULA PLUS MX	1991
FORMULA PLUS MX X	1991
FORMULA PLUS X	1991-93

Model	Year
Ski-Doo™	
FORMULA PLUS XTC	1991-93
FORMULA ST	1994
FORMULA STX	1994-96
FORMULA STX II	1994
FORMULA Z	1994-99
GRAND TOURING 500, 583, 670	1994-99
MACH I	1989-96
MX Z	1996-99
MX Z LC	1997
SAFARI GLX	1990-91
SAFARI LC	1990
SAFARI LCE	1990-92
SKANDIC WT LC	2000
SUMMIT 470, 583, 670	1994-99
SUMMIT X	1998
TOURING 500 4C	2000
TOURING LC	2000

ROTARY VALVE OIL SEALS

SKI-DOO™

Part No.	Code	Keyword
720-3084	B	16



Teflon 20 x 40 x 7
Ski-Doo # 420.9305.85 use 420.9305.80

Model	Year
Ski-Doo™	
Blizzard 6500 Plus	1978
Elite 450 L/C	1978
Everest 444 L.C.	1978
Blizzard 7500 Plus	1979
Elite 450 L/C	1979

Model	Year
Ski-Doo™	
Everest 450 L/C	1979
Blizzard 7500	1980
Blizzard 9500 Plus	1980
Elite 450 L/C	1980
Everest L/C	1980
Blizzard 7500 Plus	1981
Blizzard 9500 Plus	1981
Elite	1981
Everest L.C.	1981
Blizzard 9500	1982
Elite	1982
Everest L.C.	1982
Blizzard 9700	1983
Everest	1983
Blizzard 9700	1984

Model	Year
Ski-Doo™	
SS-25	1984
Formula MX	1985
Plus	1985
SP	1985
SS	1985
Safari Grand Luxe L.C.	1985
Formula MX	1986
Plus	1986
SP	1986
Safari Grand Luxe L.C.	1986
532	1986
Formula MX	1987
MX	1987
LT	1987
PLUS	1987

WATER PUMP REPAIR KITS



Part No.	Code	Keyword
10-721216	B	16

Ref# 721216
Total: 5PCS/Kit



Model	Year
Arctic Cat™	
BEARCAT 550	1995-96
BEARCAT WIDE TRACK	1996-02
CHEETAH 550	1994
CHEETAH TOURING	1991-93
CHEETAH	1991-93
COUGAR 2 UP	1996
COUGAR DELUXE	1998
COUGAR MOUNTAIN CAT	1993-98
COUGAR	1991-98
EXT 580 EFI ALL Models	1993-97
EXT 580 EFI DELUXE	1998
EXT 580 EFI	1998
EXT 580	1993-96

Model	Year
Arctic Cat™	
EXT 600 Triple ALL ModelS	1997-98
EXT MOUNTAIN CAT EFI	1993
EXT MOUNTAIN CAT	1992
EXT POWDER SPECIAL EFI	1997
EXT POWDER SPECIAL	1995-97
EXT SPECIAL	1991
EXT	1992-93
JAG LC/2	1996
MOUNTAIN CAT 500 / EFI	2001
MOUNTAIN CAT 500	2002
MOUNTAIN CAT 600 EFI	2001-04
MOUNTAIN CAT 600 LE EFI	2001-02
MOUNTAIN CAT 600 VEV	2001
PANTERA 550 EFI	1993-94
PANTERA 550	2002-05
PANTERA 580 EFI	1994-01
PANTERA 600 EFI	2002-05
PANTERA EFI	1993
PANTERA	1990-92
PANTHER 550	1997-01
PANTHER L/C	1996
POWDER EXTREME	1997-98
POWDER SPECIAL 500 EFI	1999-00
POWDER SPECIAL 600/LE EFI	1998-99
POWDER SPECIAL 600/LE/EFI	2000
POWDER SPECIAL 600	1998-99
PROWLER 2 UP EFI	1994
PROWLER 2 Up	1991-93
PROWLER 440 EFI	1994

Model	Year
Arctic Cat™	
PROWLER 440	1990-93
PROWLER 550 / 2 UP	1995
PROWLER MOUNTAIN CAT	1990-94
PROWLER SPECIAL	1991-92
ZL 440	1997-00
ZL 500 EFI	1999-01
ZL 500	1998-02
ZL 550 EFI	2000
ZL 550 ESR	2000-03
ZL 550	2001-03
ZL 580 EFI ESR EFI	2000
ZL 600 EFI ESR	2001-03
ZL 600 EFI SS	2002-03
ZL 600 EFI	1999-03
ZR 440 SNO-PRO	1997-01
ZR 440	1993-98
ZR 500 CROSS COUNTRY	2002
ZR 500 EFI	1999-01
ZR 500	1998-01
ZR 580 EFI	1995-97
ZR 580	1993-96
ZR 600 BLAIR MORGAN	2000
ZR 600 EFI LE	1998-01
ZR 600 EFI	1998
ZR 600 LE	1999
ZR 600 VEV	2001
ZR 600 XC EFI	1998-99
ZR 600	1998-02
ZRT 600	1995-02



Part No.	Code	Keyword
10-721217	B	16

Ref# 721217
Total: 6PCS/Kit

Model	Year
Arctic Cat™	
MOUNTAIN CAT 1000	2001-02
PANTERA 1000	2000-01
PANTERA 800	1998-99
THUNDER CAT	1998-02
THUNDER CAT MOUNTAIN CAT	1993-00
ZRT 800	1995-01



Part No.	Code	Keyword
10-721320	B	16

Ref# 721320
Total: 5PCS/Kit

Model	Year
Arctic Cat™	
M 6000	2014-20
NORSEMAN 6000 EFI	2018-20
RIOT 6000	2020
XF 6000 EFI	2015-18
XF 8000 EFI	2018
ZR 6000 EFI	2014-20



Part No.	Code	Keyword
10-721267	B	16

Ref# 721267
Total: 6PCS/Kit

Model	Year
Arctic Cat™	
POWDER SPECIAL 700/LE	1999-00
WILDCAT	1988-93
WILDCAT EFI	1991-93
WILDCAT MC EFI	1991-96
WILDCAT MOUNTAIN CAT	1989-93
WILDCAT TOURING	1994-96
ZL 700	2000
ZR 700	1994-00

TERMS & INDEX
NEW
HELMETS
HELMET ACCESSORIES
APPAREL
ACCESSORIES
TRACKS & SUSPENSION
STEERING
TRANS MISSION
PLOW & WINCH
WIND SHIELDS
BRAKES & CARB.
ENGINE PARTS
ELECTRICAL
TRAILER
CHEMICALS
TECH & TOOLS
P.O.P

WATER PUMP REPAIR KITS



Part No. 10-721296 **Code** B **Keyword** 16

Ref# 721296
Total: 3PCS/Kit

Model	Year
Arctic Cat™	
CROSSFIRE 1000 EFI/SNO-PRO	2008-09
CROSSFIRE 1000 EFI	2007
CROSSFIRE CFR 1000 EFI	2010-11
F 1000 EFI	2007-09
F 1000 EFI SNO-PRO	2008-09
M 1000 EFI/SNO-PRO	2007-11



Part No. 10-721230 **Code** B **Keyword** 16

Ref# 721230
Total: 4PCS/Kit

Model	Year
Polaris™	
600 CLASSIC EDGE	2001
600 CLASSIC	2001
600 EDGE TOURING	2005
600 RMK	1999-01
600 XC DELUXE	2000
600 XC LC/3	1997-99

Model	Year
Polaris™	
600 XC SP	1999
700 CLASSIC	2004
700 EV XC SP EDGE	2001
700 RMK	1999-01
700 SKS	1999-01
700 SKS/EURO	2002
700 SWITCHBACK	2004
700 XC	1999-01
700 XC DLX	2000
700 XC SP	1999-05
800 CLASSIC	2004
800 CLASSIC TOURING	2003-04
800 EDGE TOURING	2005
800 LE	2001
800 PRO X	2003-04
800 RMK	2000-05
800 RMK 144	2001
800 RMK 151	2001
800 RMK 151 BUILT BEFORE 3/1/01	2002
800 RMK F/O 144	2002
800 RMK SP 144	2001
800 RMK SP 151	2001
800 SKS	2003
800 SWITCHBACK	2004-05
800 XC SP EDGE	2001-05



Part No. 10-721310 **Code** B **Keyword** 16

Ref# 721310
Total: 3PCS/Kit

Model	Year
Polaris™	
440 IQ / EURO	2005-07
440 PRO X LC/2	2001-04
440 XC SP	2000
440 XCR	1998-99
440 XCR SP	1999-00
500 CLASSIC	2003
500 RMK	2000-02
500 SKS/SKS EURO	2002
500 XC	1999-03
500 XC SP	1999-07
500/600 XC SP	2004-05
600 AXYS PRO RMK EFI	2016-18
600 CLASSIC	2002-06
600 CLASSIC TOURING	2001-04
600 CLEANFIRE SWITCHBACK EFI	2007
600 EDGE TOURING	2006
600 HO FUSION F/O	2006
600 HO IQ F/O	2007
600 HO IQ TOUR CLEANFIRE/EURO EFI	2007-08
600 HO IQ/LX CLEANFIRE EFI	2007-08
600 HO RMK 144 F/O	2006
600 HO SWITCHBACK F/O	2006-07
600 INDY VOYAGEUR EFI	2014-16
600 INDY/SP/LTD/XC/XCR/ADVENTURE EFI	2013-20

Model	Year
Polaris™	
600 IQ DRAGON/600 IQ LX EFI	2008
600 IQ LXT/INTL EFI	2011-15
600 IQ RACER/INTL	2008-18
600 IQ SHIFT EFI	2009-12
600 IQ SHIFT/EURO	2008-09
600 IQ Tour/EURO EFI	2008-10
600 IQ/ES/ES EURO EFI	2009
600 PRO RMK 155 EFI	2012-15
600 PRO X	2001-04
600 PRO-RIDE RUSH EFI	2010
600 RMK	2002-05
600 RMK (144/155)	2007-08
600 RMK EFI (144/155)	2010-20
600 RMK SHIFT EFI	2009
600 RR/EURO	2008-09
600 RUSH PRO EFI	2011-20
600 RUSH XCR EFI	2017-18
600 SHIFT EFI	2011
600 SWITCHBACK	2004-05
600 SWITCHBACK ADVENTURE EFI	2015-18
600 SWITCHBACK ASSAULT EFI	2015-20
600 SWITCHBACK EFI	2011-14
600 SWITCHBACK PRO EFI	2015-20
600 SWITCHBACK XCR EFI	2018-20
600 SWITCHBACK/DRAGON SWITCHBACK EFI	2008
600 SWITCHBACK/DRAGON/EURO	2009
600 SWITCHBACK/DRAGON/EURO EFI	2010
600 TOURING	2000-06
600 VOYAGEUR EFI	2017-20
600 Widetrack IQ/INTL EFI	2010-17
600 XC	2003
600 XC LC/2	2000
600 XC SP	2000-05
700 CLEANFIRE DRAGON/EURO EFI	2007
700 IQ DRAGON /700 IQ/EURO EFI	2008
700 RMK	2002-08
700 RMK 155/ES	2009-10
700 RMK DRAGON	2007-08
700 SWITCHBACK/DRAGON SWITCHBACK	2008
800 ASSAULT RMK 146	2009-10
800 AXYS PRO RMK	2016-20

Model	Year
Polaris™	
800 AXYS RMK ASSAULT/KHAOS	2017-20
800 AXYS SKS	2016-20
800 DRAGON IQ/ES/INTL	2010
800 DRAGON RMK	2010
800 DRAGON SP/ES EURO	2009
800 DRAGON SWITCHBACK	2010
800 INDY	2014-15
800 INDY	2020
800 IQ	2008
800 IQ/ES	2009-10
800 PRO RMK	2012-15
800 RMK	2010-16
800 RMK ASSAULT	2011-16
800 RMK SHIFT	2009
800 RMK/ES/800 DRAGON	2009
800 RUSH	2011-13
800 RUSH PRO	2011-20
800 RUSH XCR	2017-18
800 SKS	2020
800 SWITCHBACK	2010-14
800 SWITCHBACK ADVENTURE	2014-18
800 SWITCHBACK ASSAULT	2011-20
800 SWITCHBACK PRO	2012-20
800 SWITCHBACK XCR	2018-20
800 SWITCHBACK/DRAGON/EURO	2009
800 TITAN SP/ADVENTURE/XC	2018-20
CFI RMK	2008
DRAGON RMK	2008
DRAGON RMK/INTL	2007
HO IQ CFI/LX/SWITCHBACK/TOURING	2007-08
HO RMK 144	2006-08
HO RMK 144 / 155	2007
IQ ES DRAGON EFI	2009-10
PRO X 700	2003-04
SKS EURO	2000-01
SNO 600 IQ/ES/ES EURO	2009

WATER PUMP REPAIR KITS



TERMS & INDEX

NEW

HELMETS

HELMET ACCESSORIES

APPAREL

ACCESSORIES

TRACKS & SUSPENSION

STEERING

TRANS MISSION

PLOW & WINCH

WIND SHIELDS

BRAKES & CARB.

ENGINE PARTS

ELECTRICAL

TRAILER

CHEMICALS

TECH & TOOLS

P.O.P



Part No.	Code	Keyword
10-721241	B	16

Ref# 721241
Total: 5PCS/Kit

Model	Year
Yamaha™	
MOUNTAIN MAX 600	1997-02
MOUNTAIN MAX 700	1997-03
MOUNTAIN SRX 700	1998
SRX 600	1998-99
SRX700	1998-02
SX VENOM 600	2004-06
SX VENOM ER 600	2004-06
SX VIPER 700	2002-03
SX VIPER ER 700	2003-04
SX VIPER MOUNTAIN 700	2003-06
SX VIPER S 700	2004
SX600R VENOM/ER	2000-03
SX700R	2001
SX700SD	2000

Model	Year
Yamaha™	
VENTURE 600	1999-06
VENTURE 700	1998-04
VMAX 600 DELUXE	2000-01
VMAX 600 DELUXE ELEC START	1999
VMAX 600 ER	2002
VMAX 600 SX	1999
VMAX 600ER	2003
VMAX 700	1999-01
VMAX 700 DELUXE	1999-01
VMAX 700 SX	1997-99
VMAX 700 XT	1998
VMAX 700 XTC	1998
VMAX 700ER	2002



Part No.	Code	Keyword
10-721313	B	16

Ref# 721313
Total: 7PCS/Kit

Model	Year
Yamaha™	
APEX EFI	2010-17
APEX ER EFI	2006-07
APEX GT EFI	2006-10
APEX LE/XTX EFI	2016-18
APEX LTX EFI	2009
APEX LTX GT EFI	2008
APEX LTX GT/MTX EFI	2010
APEX MOUNTAIN EFI	2006
APEX MOUNTAIN/SE EFI	2007
APEX MTX EFI	2009
APEX MTX/SE EFI	2008

Model	Year
Yamaha™	
APEX RTX EFI	2007-09
APEX RTX/ER EFI	2006
APEX RXT/ER EFI	2007
APEX SE/XTX EFI	2011-15
ATTAK EFI	2006-07
ATTAK GT EFI	2007
RX WARRIOR	2004-05
RX WARRIOR LE	2004-05
RX-1	2003-05
RX-1 ER/LE	2003-05
RX-1 MOUNTAIN/LE	2003-05

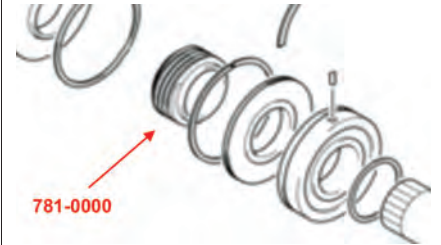
OIL PUMP DRIVE GEAR

ARCTIC CAT™



Part No.	Code	Keyword
781-0000	B	16

OEM # 3007-885




Model	Year
Arctic Cat™	
CF8 /LE/SNO PRO	2010-11
CFR8 /LE	2010-11
F8 /LXR/SNO PRO	2010-11
F800 LXR/SNO PRO/LTD/RR	2012-13
M 800 HCR/SNO PRO/LTD/ES	2012-13
M 8000 (ALL)	2014-17
M8 HCR/SNO PRO/LTD	2010-11
XF 800 CROSS-TOUR	2013
XF 800 LXR/HIGH COUNTRY/SNO PRO/LTD	2012-13
XF 8000 (ALL)	2014-17
ZR 8000 (ALL)	2014-17

AXIAL FAN BELTS & WATER PUMP BELTS

CODE = C

KEYWORD = CLR



Model	Year	OEM No.	Part No.
JLO™ - Rockwell - Cuyuna			
2F-292-2		000-42-175-07	730-4610
2F-340-6		000-42-175-07	730-4610
2F-400-8		000-42-175-07	730-4610
2F-440-8		000-42-175-07	730-4610
John Deere™ (Kawasaki/Sno-Jet)			
Astro 340	77	9011-502	730-4610
Astro 440	77	9011-502	730-4610
Kawasaki™/Sno-Jet			
Drifter 340	79-80	9011-3002	730-4610
Inviter 340	78	9011-3002	730-4610
Trailfire	79-84	9011-3002	730-4610





QUICK REFERENCE CHART

Standard Part No.	Size	Kevlar Part No.	Size	Standard Part No.	Size	Kevlar Part No.	Size
730-1610	10 x 610	—	—	730-1660	12.5 x 660	—	—
—	—	730-3615	9.5 x 610	730-1675	9.5 x 675	—	9.5 x 675
730-1625	9.5 x 625	—	—	730-1685	9.5 x 685	—	—
730-1650	9.5 x 650	—	—	730-2535	10 x 535	—	—
730-1655	10 x 605	—	—				



Models	O.E.M. No.	Part No. Standard
Arctic Cat™		
All FC Engines	3001-310	730-1625
Arctic Cat™ (Suzuki™ Engine)		
3000 FC	79-81	3002-783
340 FC	87-00	3002-783
367 FC, 437	99-01	3002-854
4000 FC	76-78	3002-156
440 FC	80-01	3002-854
5000 FC	76-81	3002-156
500 FC	85	3002-854
500 FC	86-90	3002-156

Models	O.E.M. No.	Part No. Standard	Part No. Kevlar
Moto-Ski™ (BSE)			
250	540-8009-13	730-1650	—
340	540-8009-69	730-1685	—
Rotax-(Moto-Ski™ & Ski-Doo™)			
253	414.6307.00	730-1635	—
300	414.6307.00	730-1635	—
340	414.6307.00	730-1635	—
371	414.6307.00	730-1635	—
377	414.6307.00	730-1635	—
399	414.6307.00	730-1635	—
434	420.9804.36	730-1635	—
435	420.9804.36	730-1635	—
437	414.6308.00	730-1650	—
440	414.6306.00	730-1675	—
447	414.9804.36	730-1635	—
500	414.6308.00	730-1660	—
503	420.9805.11	730-1610	—
640	420.8904.00	730-1675	—
669	420.8904.00	730-1675	—
775	420.8904.00	730-1675	—
Alpine 1983-87	414.6308.00	730-1675	—

Models	O.E.M. No.	Part No. Standard	Part No. Kevlar
CCW-Kioritz			
	55-0010-10	730-1660	—
All serial # 18	52-9000-25	730-1685	—
All serial # 24	52-9000-25	730-1660	—
All Serial # 25, 28, 29	36-0023-40	730-1675	—
All serial # 34	35-0010-10	730-1675	—
All serial # 35-,38-	52-9000-25	730-1660	—
All serial# 39-	35-0010-10	730-1675	—
All serial # 45-	52-9000-25	730-1685	—
All serial # 48-, 49-	55-0010-10	730-1685	—
All serial # 52-, 55-	36-0023-40	730-1675	—
All serial # 59-, 62-, 65-	36-0023-40	730-1675	—
All serial # 7402-,7412-	55-0010-10	730-1685	—
All serial # 7462- 7472-	36-0023-40	730-1675	—
All serial # 7482-,7492-	55-0010-10	730-1685	—

Chaparral (Xenoah)			
400 FC	78294	730-1685	—
440 FC	78294	730-1685	—
484 FC	78294	730-1685	—

JLO-Rockwell Cuyuna			
2F-292-2	000-42-175-07	—	730-3615
2F-340-3	000-42-175-08	730-1625	—
2F-340-6	000-42-175-07	—	730-3615
LR-340/2	000-42-175-08	730-1625	—
LR-399/2	000-42-175-08	730-1625	—
2F-400-3	000-42-175-08	730-1625	—
2F-400-8	000-42-175-07	—	730-3615
2F-440-4	000-42-175-08	730-1625	—
2F-440-8	000-42-175-07	—	730-3615
L440/2	000-42-175-08	730-1625	—

John Deere™			
Astro 340 1977	9011-502	—	730-3615
Astro 440 1977	9011-502	—	730-3615
Drifter 340 1979-80	9011-3002	—	730-3615
Drifter 340	59011-3001	730-1635	—
Drifter 440 1979-81	59011-3001	730-1635	—
Intriguer 440 1978	59011-3001	730-1635	—
Intruder 440 78-82	59011-3001	730-1635	—
Inviter 340 1978	9011-3002	—	730-3615
Liquifire 440 76-78	M67762	—	—
Sportfire 1980-84	59011-3001	730-1635	—
Trailfire 1979-84	9011-3002	—	730-3615

Kohler			
K295-2AX	40-203-01	730-1625	—
K340-2AS	38-203-01	730-1625	—
K340-2AX	40-203-01	730-1625	—
K340-2LC	40-203-01	730-1625	—
K340-RCL-Mercury	44-203-01	—	—
SK340	40-203-01	730-1625	—
K440-RCL-Mercury	44-203-01	—	—
K440-2AS	38-203-01	730-1675	—
K440-2AS #442102	40-203-01	730-1625	—
K440-2AX	38-203-01	730-1675	—
K440-2LC	40-203-01	730-1625	—

Rupp			
295 72-73 Tohatsu	20208	730-1635	—
340 72-73 Tohatsu	20208	730-1635	—
400 71-73 Tohatsu	17113	730-1650	—
440 71-73 Tohatsu	17113	730-1650	—
Nitro II 340 73-74 Kohler	25052	730-1675	—
Nitro II 440 73-74 Kohler	25052	730-1675	—
Nitro 340 75	25329	730-1625	—
Nitro 440 75	25329	730-1625	—
Sachs			
SA2-290	3656-006-000	730-1625	—
SA2-340	3656-006-000	730-1625	—
SA2-340C	3656-002-000	730-1650	—
SA2+440	3656-002-000	730-1650	—
SA2-440C	3656-002-000	730-1650	—
SAX-441	3656-002-000	730-1650	—

Ski-Doo™			
EXPEDITION SPORT 550F	420-9805-14	730-1655	—
EXPEDITION SPORT 550F XP-FAN	420-9805-14	730-1655	—
FREESTYLE BACK COUNTRY 550F	420-9805-14	730-1655	—
FREESTYLE PARK 550F	420-9805-14	730-1655	—
FREESTYLE SESSION 550F	420-9805-14	730-1655	—
GRAND TOURING SPORT 550F XP-FAN	420-9805-14	730-1655	—
GSX SPORT 550F	420-9805-14	730-1655	—
MX Z TNT 550F	420-9805-14	730-1655	—
MXZ SPORT 550F XP-FAN	420-9805-14	730-1655	—
RENEGADE SPORT 550F	420-9805-14	730-1655	—
SKANDIC SUV 550F	420-9805-14	730-1655	—
SKANDIC TUNDRA LT 550F	420-9805-14	730-1655	—
SKANDIC TUNDRA STD	420-9805-14	730-1655	—
SPORT LT			
SKANDIC SWT/WT 550F/YETILL	420-9805-14	730-1655	—
TUNDRA STD & SPORT & LT 550F XP-LTS	420-9805-14	730-1655	—

Yamaha™			
EC 540 1979-82	8H8-12612-00	730-1685	—
Phazer/II 1984-96	8V0-12612-00	730-1685	—
SRV 1980-91	8H8-12612-00	730-1685	—
SS440 1980-85	8K4-12612-00	730-1685	—
Venture 1991-98	8V0-12612-00	730-1685	—
VK540 1988-98	8H8-12612-00	730-1685	—
XLV 1985-90	8H8-12612-00	730-1685	—

REWIND ASSEMBLY STARTER KIT



ARCTIC CAT™

Starter Assy Kit

Bolt-On Ready, Handle Included

Replaces: 3002-933, 3003-212, 3003-494 ,3004-287, 3005-127, 3006-048, 3006-915



Part No.	Code	Keyword
741-1003	B	16

Model	Year
Arctic Cat™	
440 SNO PRO	2005-06
440ZR	1993
500 SNO PRO	2010
580ZR	1993
600 SNO PRO	2007-10
BEARCAT 340	1995-97
BEARCAT 340	1999-00
BEARCAT 440	1995-00
BEARCAT 550	1995-96
BEARCAT WIDE TRACK	1996-98
CHEETAH ALL	1986-94
COUGAR ALL	1985-98
CROSSFIRE 500	200-09
CROSSFIRE 600	2006-07
CROSSFIRE 600	2009-11
CROSSFIRE 700 EFI	2006
EL TIGRE ALL	1986-91
EXT 550/580/EFI	1992-93
EXT 580/600 ALL	1994-98
F5 EFI/LXR	2008-14
F6 EFI/LXR/SNO PRO/SP	2007-11
FIRECAT 500	2005-06
FIRECAT 600	2005-06
FIRECAT 700/EFI/SNO PRO	2005-06

Model	Year
Arctic Cat™	
JAG ALL	1985-99
KING CAT 900	2005-06
LYNX	1991-93
M5/EFI	2005
M6	2005-08
M6	2009-11
M7/EFI	2005-06
PANTERA ALL	1985-99
PANTERA 550 / 600	2005
PANTERA 800	1999
PANTHER ALL	1986-00
PANTHER 370	2001
PANTHER 370	2005
PANTHER 370	2007-08
PANTHER 440	1999-10
PANTHER 550	1998-99
POWDER SPECIAL/EXTREME	1997-99
PROWLER	1990-95
PUMA ALL	1994-97
SABERCAT 500/EFI	2005-06
SABERCAT 600 EFI	2005-06
SABERCAT 700 EFI	2005-06
SNO PRO 500	2011-14

Model	Year
Arctic Cat™	
SNO PRO 600	2011-13
SUPER JAG	1987-92
T500	2008-09
THUNDERCAT	1993-99
TRIPLE TOURING 600	1999
WILDCAT ALL	1992-96
Z 370	1999-07
Z 440	1998-02
Z 440 LX	2005-06
Z/ZL 440	1995-97
ZL 440	1998-99
ZL 500	1998-99
ZL 600	1999
ZR 400	1995
ZR 4000 LXR/RR/SNO PRO	2016-17
ZR 440	1994-98
ZR 500	1998-99
ZR 580	1994-97
ZR 600	1998-99
ZR 700	1994-95
ZR 900/EFI/SNO PRO	2005-06
ZRT 600	1995-99
ZRT 800	1998-99

ARCTIC CAT™

Handle Included

OEM# 1202298 / 3007-307



Part No.	Code	Keyword
741-1004	B	16

Model	Year
Arctic Cat™	
CF1000	2009
CF8 1.5/2.25 LTD SNO PRO	2011
CF8	2009-11
CF8 SNO PRO	2011
CFR1000	2009-11
CFR8 LE	2009-11
CROSSFIRE 1000 EFI	2007-08
F 800 LXR	2012-13
F 800 SNO PRO ALL	2012-13
F 800 TUCKER HIBBERT SIGNATURE EDITION	2013
F1000 EFI/SNO PRO	2007-09
F8 EFI	2007-10
F8 EFI LXR	2010
F8 EXT SNO PRO	2011
F8 LXR	2011
F8 LXR SNO PRO LTD	2011
F8 SNO PRO	2010-11
F8 SNO PRO METALLIC CAT	2010
M8 141 /153 / 162 ALL	2007-11
M 800 153	2012-13
M 800 HCR 153	2012-13
M 800 SNO PRO 153/162	2012-13

Model	Year
Arctic Cat™	
M 800 SNO PRO LTD 153 / 162	2012-13
M 800 SNO PRO LTD ES 153 / 162	2013
M 8000 153	2014-17
M 8000 HCR 153	2014-17
M 8000 KINCAID LTD 153	2015
M 8000 MCCLURE LTD 153	2015
M 8000 SNO PRO 153 / 162 ALL	2014-17
M1000 EFI 153 ALL	2008-11
M1000 162 ALL	2010-11
XF 800 CROSS-TOUR	2013
XF 800 HIGH COUNTRY SNO PRO	2012-13
XF 800 LXR	2012-13
XF 800 SNO PRO ANNIVERSARY	2012
XF 800 SNO PRO / LTD	2012-13
XF 8000 137 LXR/SNO PRO	2014
XF 8000 141 CROSS-COUNTRY / CROSSTOUR/CROSSTREK	2014-16
XF 8000 141 HIGH COUNTRY SNO PRO LTD	2014-17
XF 8000 SNO PRO 137	2015-17
ZR 8000 LXR	2014-17
ZR 8000 SNO PRO ALL	2014-17

REWIND ASSEMBLY STARTER KIT

SKI-DOO™

Starter Assy Kit

Bolt-On Ready, Handle Included.

REPLACES : 420-8874-45, 420-8897-63, 420-8897-64, 420-8897-65, 420-8897-66, 420-8897-69, 420-8926-12, 420-8926-14, 420-8926-15, 420-8926-16, 420-8926-18, 420-8926-19

Part No.	Code	Keyword
742-1000	B	16



Model	Year
Ski-Doo™	
MXZ 600 HO ETEC ADRENALINE	2009-10
MXZ 600 HO ETEC RENEGADE & RENEGADE X	2009
MXZ 600 HO RENEGADE & RENEGADE X	2004-05
MXZ 600 HO SDI (ALL OPTIONS)	2004-08
MXZ 600 HO TRAIL	2004-05
MXZ 600 RS	2008
MXZ 800	2000-03
MXZ 800 HO ADRENALINE & X	2004-06
MXZ 800 HO PTEK (ALL OPTIONS)	2007
MXZ 800 HO RENEGADE & RENEGADE X	2004-06
MXZ 800 R ADRENALINE	2008
MXZ 800 R PTEK ADRENALINE	2009-10
MXZ 800 R PTEK RENEGADE & RENEGADE X	2000-09
MXZ 800 R RENEGADE & RENEGADE X	2008
MXZ 800 REV	2002
MXZ 800R E-TEC	2016-17
MXZ ADRENALINE 500SS	2007
MXZ ADRENALINE 600 H.O. E-TEC	2007-10
MXZ ADRENALINE 600 HO SDI	2007-08
MXZ ADRENALINE 800 HO PTEK	2007-10
MXZ BLAIR MORGAN SPECIAL EDITION	2003
MXZ SPORT 600	2010-14
MXZ TNT 500 SS	2008-11
MXZ TNT 600 H.O. E-TEC	2009
MXZ TNT 600HO XP	2013-14
MXZ TNT 800 ETEC	2013
MXZ TNT 800R ETEC	2011-15
MXZ TNT 800R PTEK	2011
MXZ TRAIL 500SS	2007-09
MXZ X 440	2002-03
MXZ X 440 LC	2000-01
MXZ X 440 RACING	2004-05
MXZ X 600 HO ETEC	2009-13
MXZ X 600 HO SDI	2007-08
MXZ X 600 RS	2009-14

Model	Year
Ski-Doo™	
MXZ X 800 HO PTEK	2007
MXZ X 800 HO PTEK	2007
MXZ X 800 R	2008
MXZ X 800 R PTEK	2009-10
MXZ X 800R ETEC	2011-15
MXZ XRS 600 HO ETEC	2010
MXZ XRS 600 HO ETEC	2013-14
MXZ XRS 600 HO SDI	2007
MXZ XRS 800 HO PTEK	2007
MXZ XRS 800 R PTEK	2010-13
MXZ X-RS 800R ETEC	2011-15
RENEGADE 800R E-TEC	2016-18
RENEGADE ADRENALINE 600 HO ETEC	2010
RENEGADE ADRENALINE 600 HO ETEC	2013-14
RENEGADE ADRENALINE 800 R PTEK	2010-11
RENEGADE ADRENALINE 800R ETEC XP	2011-15
RENEGADE BACKCOUNTRY & X 800 R PTEK	2010-11
RENEGADE BACKCOUNTRY 600HO / X	2010
RENEGADE BACKCOUNTRY 600HO / X	2013-14
RENEGADE BackCountry 600HO ETEC	2010
RENEGADE BACKCOUNTRY 800R ETEC XP/X	2012-15
RENEGADE SP 800R PTEK	2011
RENEGADE X 600 HO ETEC	2010
RENEGADE X 600HO	2013-14
RENEGADE X 800 R PTEK	2010
RENEGADE X 800R ETEC	2011-15
RENEGADE XRS 800RETEC	2015
SKANDIC 500	2002
SKANDIC 500 F SWT/WT	2003
SKANDIC 600	2002-03
SKANDIC 600 SUV	2003-09
SKANDIC 600 WT	2005-09
SKANDIC SUV 550F	2004
SKANDIC WT LC 600	2004
SKANDIC WT/SWT 550F	2004

Model	Year
Ski-Doo™	
SKANDIC WT/SWT 600 H.O. E-TEC	2012-17
SUMMIT 50TH ANNIVERSARY	2009
SUMMIT 600	2001-02
SUMMIT 600 HO	2003-05
SUMMIT 600 HO ETEC EVEREST	2009-13
SUMMIT 600 HO SDI, ADRENALINE	2006-07
SUMMIT 700	2001-03
SUMMIT 800	2001-02
SUMMIT 800 HM	2000
SUMMIT 800 HO	2003-05
SUMMIT 800 HO, ADRENALINE & X	2006
SUMMIT 800 R EVEREST	2008
SUMMIT 800 R PTEK EVEREST	2009-10
SUMMIT 800R E-TEC	2016-17
SUMMIT 800R P-TEK	2016-17
SUMMIT ADRENALINE 600HO SDI	2007-08
SUMMIT ADRENALINE 800R	2007
SUMMIT EVEREST 500SS	2009
SUMMIT EVEREST 600 H.O. E-TEC	2009-10
SUMMIT EVEREST 800R P-TEK	2008-11
SUMMIT EVEREST/FREERIDE 800R E-TEC	2011
SUMMIT HILLCLIMB	2009-10
SUMMIT SP 600HO	2013-14
SUMMIT SP 800R E-TEC	2012-15
SUMMIT SP 800R P-TEK	2011
SUMMIT SPORT 600	2010-14
SUMMIT SPORT 800R P-TEK	2012-14
SUMMIT X	2007
SUMMIT X 600 HO ETEC	2009-11
SUMMIT X 800 HO	2003
SUMMIT X 800 R	2008-13
SUMMIT X 800 R PTEK	2009-10
SUMMIT X 800R ETEC	2014-15
SUMMIT XRS	2007
TUNDRA XTREME 600HO ETEC	2013-14

SKI-DOO™


RECOIL START ADAPTOR

Kits Includes:

Starter Cup X 1/Pc, OEM# 420-8525-30, 420-8525-32
 M8 Flat Washer X 6/Pcs, OEM# 420-8274-05
 M8 X 16 Hexagonal Screw X 6/Pcs, OEM# 207-1816-44

Part No.	Code	Keyword
742-1001	B	16

Model
Ski-Doo™
 ALLOWS FOR A PULL START ON ALL 600 HO E-TEC AND 800R E-TEC ENGINES, EXCEPT REV-XU EXPEDITION, WT, ST



REWIND ASSEMBLY STARTER KIT



SKI-DOO™



Starter Assy Kit, Handle Included.
Replaces: 420-8882-19 / 420-8882-17

Part No.	Code	Keyword
742-1002	B	16

Model	Year
Ski-Doo™	
GRAND TOURING 380F	2002-03
GRAND TOURING 500F	2002
GRAND TOURING 550F	2003
LEGEND 380F	2002-04
LEGEND 500F	2002
LEGEND 550F	2003-04
MX-Z 380F	2001-04
MX-Z 500F	2002
MX-Z 550F	2003-04
SKANDIC LT 440	2001-07
SKANDIC SPORT 550F	2004
SKANDIC SUV 550F	2004-10
SKANDIC SWT 500F	1999-03
SKANDIC SWT 550F	2003-06
SKANDIC WT 500F	1999-03
SKANDIC WT 550F	2004-06
SKANDIC WT 550F	2010-11
SKANDIC WT LC	1999-01
SUMMIT 550F	2003-04
LYNX 6900	2005
RANGER 550	2004-06



Part No.	Code	Keyword
742-1030	B	16

OEM# 420-8901-75
O.D.: 205 /173.6mm. I.D.:7.9mm
H: 52.4mm. Hole: 7mm.
W/Rewind starter handle

SKI-DOO™

REPLACES : 420-8937-60, 420-8937-61, 860-2014-10,
O.D.:200.7mm. 4 HOLE 6.6mm.

Note : this is used to add rewind start to Models that do not come with it, or replace on Models that do. Does not come with body panel to feed rope through. FITS G4

Part No.	Code	Keyword
742-1020	B	16

Model	Year
Ski-Doo™	
FREERIDE 850 ETEC	2018
MXZ 850 ETEC (ALL)	2017-18
RENEGADE 850 ETEC (ALL)	2017-18
SUMMIT 850 ETEC (ALL)	2017-18

Model	Year
Ski-Doo™	
EXPEDITION SPORT 550F	2011-20
GRAND TOURING SPORT 550F	2010-15
GSX SPORT 550F	2010
MXZ SPORT 550F	2011-14
MXZ TNT 550F	2010-12
RENEGADE SPORT 550F	2010-14
SKANDIC SWT 550F	2014-19
SKANDIC TUNDRA STD/SPORT/LT	2010
SKANDIC WT 550F	2012-20
TUNDRA LT/SPORT/STD 550F	2011-19
TUNDRA WT 550F	2014-20

***NOTE: CHANGE ROPE SIZE FROM 4MM TO 5MM AND 6" EXTRA.**



POLARIS™



Part No.	Code	Keyword
744-1000	B	16

OEM# 1202453 / 1204173 / 1204331 /
5434936 / 5438366 / 5631420
P/N# Of Pawl Kit: 744-7016 (Existing Item)
P/N# Of Rewind Starter Spring:744-7050(Existing Item)

Model	Year
Polaris™	
600 AXYS PRO RMK	2016-21
600 CLEANFIRE SWITCHBACK	2007
600 DRAGON SP/ES EURO	2009
600 DRAGON SWITCHBACK ALL	2010
600 HO IQ TOURING CLEANFIRE	2007
600 HO IQ/LX CLEANFIRE	2007
600 AXYS INDY ALL	2021
600 INDY ADVENTURE	2020
600 INDY VOYAGEUR/ 144	2015-16
600 INDY XCR	2020
600 INDY/SP/XC/ES/ALL	2013-22
600 IQ ALL	2008
600 IQ LXT	2013-15
600 IQ RACER	2008-16
600 IQ SHIFT	2009-10

Model	Year
Polaris™	
600 IQ TOURING	2008-10
600 IQ/ES/ES	2008-09
600 PRO RMK 155	2012-15
600 RACER	2017-21
600 RMK 144/155 ALL	2012-22
600 RMK 155 ALL	2008
600 RMK SHIFT 144/155	2009
600 RUSH PRO R/ES	2011-14
600 RUSH PRO S/X ALL	2015-20
600 RUSH XCR	2017-19
600 RUSH/ES	2011-13
600 SWITCHBACK ADVENTURE	2012-19
600 SWITCHBACK ASSAULT ALL	2014-20
600 SWITCHBACK PRO R/ES	2012-14
600 SWITCHBACK PRO S/X	2015-21
600 SWITCHBACK XCR	2018-21
600 SWITCHBACK/DRAGON	2009
600 SWITCHBACK/DRAGON SWITCHBACK ALL	2008
600 SWITCHBACK/ES	2010-14
600 VOYAGER	2014-21
600 WIDETRAK IQ	2012-14
700 CLASSIC	2006
700 CLEANFIRE DRAGON	2007
700 DRAGON RMK	2007
700 FUSION F/O	2006
700 HO TOURING	2006
700 IQ ALL	2008
700 RMK	2006-09
700 SWITCHBACK/DRAGON SWITCHBACK ALL	2008
800 ASSAULT RMK 146	2009-10

Model	Year
Polaris™	
800 AXYS PRO RMK	2016-20
800 AXYS RMK ASSAULT	2017-18
800 AXYS SKS	2016-20
800 DRAGON SP/ES/RMK 155/163	2008-09
800 INDY ADVENTURE	2020
800 INDY SP/ES/ ALL	2014-16
800 INDY XC	2019-20
800 INDY XCR	2020
800 IQ	2008-09
800 PRO RMK 155/163 ALL	2011-15
800 RMK 155/163	2011-16
800 RMK ASSAULT 155 ALL	2011-16,19
800 RMK KHAOS	2020
800 RMK SHIFT 144	2009
800 RMK/ES/800 DRAGON RMK 155/163/ES ALL	2009
800 RUSH PRO R ALL	2011-14
800 RUSH PRO S/X	2015-20
800 RUSH XCR	2017-18
800 RUSH/ES	2011-13
800 SKS	2020
800 SWITCHBACK ADVENTURE	2014-17
800 SWITCHBACK ASSAULT ALL	2011-20
800 SWITCHBACK PRO R/ES/LE ALL	2012-14
800 SWITCHBACK PRO S/X ALL	2015-18
800 SWITCHBACK XCR	2018, 20
800 SWITCHBACK/DRAGON	2009
800 SWITCHBACK/ES	2012-14
800 TITAN SP/ADVENTURE	2018-22
900 FUSION	2005-06
900 RMK ALL	2005-06
900 SWITCHBACK	2005-06

RECOIL PULLEY CAGE



Part No.	Code	Keyword
741-1100	B	16

OEM# 3002-925, 3005-531
 I.D 80.7 / 32.2 X O.D 96 / 84 x H:40.3mm x
 T:2.1mm 3 hole 6.5mm; C to C 52.1mm.3 Hole
 8.5mm C to C 54mm.

WHEN USED WITH 741-1003 THE KIT WILL REPLACE REWINDS/PULLEYS FROM 1976-0N

Model	Year
Arctic Cat™	
500 SNO PRO	2010-14
BEARCAT 340	1995-00
BEARCAT 440	1995-99
BEARCAT 550	1996
BEARCAT WIDE TRACK	1996
CHEETAH 340	1994
CHEETAH 440	1976
CHEETAH 500	1976-78
CROSS COUNTRY CAT	1976-77
CROSSFIRE 500 EFI	2008
EL TIGRE 4000	1977
EL TIGRE 440	1976

Model	Year
Arctic Cat™	
EL TIGRE 500/5000	1976-81
EL TIGRE 6000 L/C	1978-80
EXT 580 EFI	1998
EXT EFI / EFI MOUNTAIN CAT	1995
EXT EFI MOUNTAIN CAT	1995
EXT SPECIAL	1991
F5 EFI	2008-14
JAG	1977
JAG 2000	1978-80
JAG 275	1976
JAG 3000	1978-80
JAG 340	1976-99
JAG 440	1987-95
JAG AFS	1989-92
JAG DELUXE	1988-95
JAG L/T	1981
JAG MOUNTAIN CAT	1990-91
JAG Z	1994
LYNX	1991-93
LYNX DELUXE	1991-93
LYNX MOUNTAIN CAT	1992-93
LYNX SINGLE/TWIN	1979-80
MOUNTAIN CAT 500	2001-02
MOUNTAIN CAT 600 EFI	2001-03
PANTERA	1976-80, 95
PANTERA 580 EFI	1999-01
PANTERA 600 EFI ESR	2002-03
PANTHER	1981-86
PANTHER 340	1998-00
PANTHER 370	2001-08
PANTHER 4000	1977-80
PANTHER 440	1976, 89-92

Model	Year
Arctic Cat™	
PANTHER 440	1998-02
PANTHER 500/5000	1976-80
PANTHER DELUXE	1991-96
PANTHER MOUNTAIN CAT	1990-91
PANTHER WEST	1981
POWDER SPECIAL 500 EFI	1997-00
POWDER SPECIAL 600	1998-00
PROWLER SPECIAL	1991
PUMA	1994-97
PUMA 2UP	1994
PUMA DELUXE	1994
SUPER JAG (440)	1987-92
T500	2008-09
TRAIL CAT	1979-81
WILDCAT ALL	1995
Z 250	1977
Z 340	1977
Z 370	2001-06
Z 440	1976-77
Z 440	1995-05
ZL 500 /500 EFI	1999-02
ZL 580 EFI ESR	2000
ZL 600/600 EFI	1999-03
ZR 2K	2000
ZR 4000	2015-17
ZR 440	1995
ZR 500	1998-02
ZR 580	1995
ZR 580 EFI	1995, 97
ZR 600/600 EFI	1998-02
ZRT 800	1995



STARTER PULLEYS

BRP™ / SKI-DOO™

Part No.	Code	Keyword
742-3001	B	16

2 Cylinder Rotax



Model	Year	Part No.	OEM#
Moto-Ski™			
FUTURA (ALL OPTIONS)	1975-80	742-3001	420-9504-10, 420-9804-15
GRAND PRIX SPECIAL	1979-80	742-3001	420-9504-10, 420-9804-15
NUVIK	1975-79	742-3001	420-9504-10, 420-9804-15
SPIRIT 250	1976-80	742-3000	420-9528-92, 402-5003-00
Ski-Doo™			
ALL Models (SINGLE CYLINDER)	1963-80	742-3000	420-9528-92, 402-5003-00
ALPINE 370, 399, 434, 640	1969-73	742-3001	420-9504-10, 420-9804-15
ALPINE 640	1975-80	742-3001	420-9504-10, 420-9804-15
BLIZZARD (ALL F/A ENGINES)	1970-71	742-3001	420-9504-10, 420-9804-15
BLIZZARD 5500	1979-80	742-3001	420-9504-10, 420-9804-15
ELITE 434 F/C	1973-74	742-3001	420-9504-10, 420-9804-15
EVEREST 343, 440 F/C	1974-79	742-3001	420-9504-10, 420-9804-15
EVEREST 503 F/C	1980	742-3001	420-9504-10, 420-9804-15
NORDIC (ALL ENGINES F/C)	1969-74	742-3001	420-9504-10, 420-9804-15
OLYMPIC (ALL TWIN CYLINDERS, F/C)	1969-79	742-3001	420-9504-10, 420-9804-15
TNT (ALL TWIN CYLINDERS, F/C)	1971-78	742-3001	420-9504-10, 420-9804-15
VALMONT 399, 440, 640 F/C	1971-73	742-3001	420-9504-10, 420-9804-15

BRP

Part No.	Code	Keyword
742-3000	B	16

1 Cylinder Rotax



ENGINE FAN



Part No.	Code	Keyword
730-6003	B	16

OEM: 33-157-01
 I.D.=7" X 0.2" THICK
 O.D.=9.1/16" X 0.125 THICK
 20 FINS X 1.5/8" HIGH X .080" THICK

Model
Kohler™

ROPE SHEAVES



Part No. Code Keyword
740-2005 B 16



Part No. Code Keyword
743-7018 B 16



Part No. Code Keyword
742-2008 B 16



Part No. Code Keyword
742-1010 B 16



Part No. Code Keyword
742-1021 B 16



Part No. Code Keyword
744-2002 B 16



Part No. Code Keyword
744-2003 B 16

OEM / Polaris has discontinued offering it as a spare parts, only sells the complete kit.

Model	Year	OEM	Part No.
Arctic Cat™			
440 SNO PRO	2005	3003-179	744-2002
BEARCAT 340	2000	3003-179	744-2002
BEARCAT WIDE TRACK	2001-02	3003-179	744-2002
CAT CUTTER	1992	3003-179	744-2002
CF6 EFI	2010-11	3003-179	744-2002
CROSSFIRE 600 EFI	2006/08	3003-179	744-2002
EXT 600	1997	3003-179	744-2002
F5 EFI	2008-13	3003-179	744-2002
F6	2008-11	3003-179	744-2002
FIRECAT 600	2004-05	3003-179	744-2002
FIRECAT 700	2005-06	3003-179	744-2002
JAG	1997	3003-179	744-2002
JAG 340 DLX	1999	3003-179	744-2002
JAG 440 DLX	1999	3003-179	744-2002
KING CAT 900	2005-06	3003-179	744-2002
M5	2005	3003-179	744-2002
M6	2010-11	3003-179	744-2002
M6 EFI	2005	3003-179	744-2002
M7 EFI	2005-06	3003-179	744-2002
MOUNTAIN CAT 500	2001-02	3003-179	744-2002
MOUNTAIN CAT 600	2001-02	3003-179	744-2002
MOUNTAIN CAT 800	2001-02	3003-179	744-2002
MOUNTAIN CAT 1000	2001-02	3003-179	744-2002
PANTERA 1000	2001	3003-179	744-2002
PANTERA 550	2002	3003-179	744-2002
PANTERA 580 EFI	2000-01	3003-179	744-2002
PANTERA 600 EFI	2002/05	3003-179	744-2002
PANTERA 800 EFI	2002	3003-179	744-2002
PANTHER 340	1999-00	3003-179	744-2002
PANTHER 370	2001	3003-179	744-2002
PANTHER 440	2000-02	3003-179	744-2002
PANTHER 550	2000	3003-179	744-2002
POWDER SPECIAL 2K	2000	3003-179	744-2002
POWDER SPECIAL 500	1999-00	3003-179	744-2002
POWDER SPECIAL 600	1999-00	3003-179	744-2002
POWDER SPECIAL 700	1999-00	3003-179	744-2002
SABERCAT 500	2005	3003-179	744-2002
SABERCAT 600	2005	3003-179	744-2002
SABERCAT 700	2005	3003-179	744-2002
SNO PRO 500	2010-13	3003-179	744-2002
SNO PRO 600	2010-13	3003-179	744-2002
THUNDERCAT	1999-02	3003-179	744-2002
TRIPLE TOURING 600	2000-01	3003-179	744-2002
Z	2005-06	3003-179	744-2002
Z 370	2000-06	3003-179	744-2002
Z 440	2005	3003-179	744-2002
Z 440	1999-02	3003-179	744-2002
ZL 440	1999-00	3003-179	744-2002
ZL 500	1999-02	3003-179	744-2002
ZL 550	2001-02	3003-179	744-2002
ZL 580 EFI	2000	3003-179	744-2002
ZL 600	1999-02	3003-179	744-2002

Model	Year	OEM	Part No.
Arctic Cat™			
ZL 700	2000	3003-179	744-2002
ZL 800	2001-02	3003-179	744-2002
ZR 2K	2000	3003-179	744-2002
ZR 4000	2015-17	3003-179	744-2002
ZR 440	2001	3003-179	744-2002
ZR 500	1999-02	3003-179	744-2002
ZR 580 EFI	1997	3003-179	744-2002
ZR 600	1999-02	3003-179	744-2002
ZR 700	1999-01	3003-179	744-2002
ZR 800	2001-02	3003-179	744-2002
ZR 900	2005	3003-179	744-2002
ZRT 600	2001-02	3003-179	744-2002
ZRT 800 LE	1999-01	3003-179	744-2002
John Deere™			
ALL Models WITH KOHLER ENGINES	N/A	AM34566	740-2005
Kohler™			
ALL ENGINES BEGINNING WITH THE SERIAL NUMBERS AS, AX, FA, RLC, RS, 2LC	N/A	AM34566	740-2005
Mercury™			
ALL Models	N/A	67198	740-2005
Moto-Ski™			
ALL Models	1980-85	420-8522-83	742-2008
Polaris™			
550 INDY/VOYAGER ALL	2012-22	3083377	744-2002
MOST Models	1981-11	3083377	744-2002
600 AXYS INDY XC/ADVENTURE	2021		
600 AXYS PRO RMK	2016-21		
600 AXYS SWITCHBACK ASSAULT	2021		
600 CLEANFIRE SWITCHBACK	2007		
600 DRAGON SP/ES EURO	2009		
600 DRAGON SWITCHBACK ALL	2010		
600 HO IQ TOURING CLEANFIRE	2007		
600 INDY VOYAGEUR/ 144	2015-16		
600 INDY/SP/ES/XC/XCR ALL	2013-22		
600 IQ ALL	2008		
600 IQ LXT/INTL	2013-15		
600 IQ RACER/RACER	2008-21	1204331	
600 IQ SHIFT	2009-10	5434936	744-2003
600 IQ TOURING	2008-10	3022317	
600 IQ/ES/ES	2008-09		
600 PRO RMK 155	2012-15		
600 RMK 144/155 ALL	2012-22		
600 RMK 155 ALL	2008		
600 RMK SHIFT 144/155	2009		
600 RUSH PRO R/ES	2011-14		
600 RUSH PRO S/X ALL	2015-19		
600 RUSH XCR	2017-19		
600 RUSH/ES	2011-13		
600 SWITCHBACK ADVENTURE	2012-19		
600 SWITCHBACK ASSAULT ALL	2014-19		

ROPE SHEAVES



TERMS & INDEX
NEW
HELMETS
HELMET ACCESSORIES
APPAREL
ACCESSORIES
TRACKS & SUSPENSION
STEERING
TRANS MISSION
PLOW & WINCH
WIND SHIELDS
BRAKES & CARB.
ENGINE PARTS
ELECTRICAL
TRAILER
CHEMICALS
TECH & TOOLS
P.O.P

Model	Year	OEM	Part No.
Polaris™			
600 SWITCHBACK PRO R/ES	2012-14		
600 SWITCHBACK PRO S/X	2015-21		
600 SWITCHBACK SP	2018-19		
600 SWITCHBACK XCR	2018		
600 SWITCHBACK/Dragon	2009		
600 SWITCHBACK/Dragon	2008		
SWITCHBACK ALL			
600 SWITCHBACK/ES	2010-14		
600 SWITCHBACK XCR	2018		
600 VOYAGER	2014-21		
600 WIDETRACK IQ	2012-14		
700 CLASSIC	2006		
700 CLEANFIRE DRAGON	2007		
700 DRAGON RMK	2007		
700 FUSION F/O	2006		
700 HO TOURING	2006		
700 IQ ALL	2008		
700 RMK	2006-09		
700 SWITCHBACK/Dragon	2008		
SWITCHBACK ALL			
800 ASSAULT RMK 146	2009-10		
800 AXYS PRO RMK	2016-18		
800 AXYS RMK ASSAULT	2017-19	1204331	
800 AXYS SKS	2016-19	5434936	744-2003
800 DRAGON SP/ES/RMK 155/163	2008-09	3022317	
800 INDY SP/ES/ ALL	2014-16		
800 IQ	2008-09		
800 PRO RMK 155/163 ALL	2011-15		
800 RMK 155/163	2011-16		
800 RMK ASSAULT 155 ALL	2011-19		
800 RMK SHIFT 144	2009		
800 RMK/ES/800 DRAGON RMK	2009		
155/163/ES ALL			
800 RUSH PRO R ALL	2011-14		
800 RUSH PRO S/X	2015-19		
800 RUSH XCR	2017-19		
800 RUSH/ES	2011-13		
800 SWITCHBACK ADVENTURE	2014-19		
800 SWITCHBACK ASSAULT ALL	2011-20		
800 SWITCHBACK PRO R/ES/LE ALL	2012-14		
800 SWITCHBACK PRO S/X ALL	2015		
800 SWITCHBACK XCR	2018-19		
800 SWITCHBACK/Dragon	2009		
800 SWITCHBACK/ES	2012-14		
800 TITAN	2018-22		
900 FUSION	2005-06		
900 RMK ALL	2005-06		
900 SWITCHBACK	2005-06		
Ski-Doo™			
ALL Models WITH TWIN CYLINDERS	1980-00	420-8521-83	742-2008
BACKCOUNTRY 600R ETEC	2019-21	420852015	742-1021
BACKCOUNTRY 850 ETEC	2019	420852015	742-1021
FORMULA DELUXE 500/600/700	2001	420-8522-85,	742-1010
		420-8522-86	
FREERIDE 850 ETEC	2018-21	420852015	742-1021
GRAND TOURING 500, 600, 700	2001-03	420-8522-85,	742-1010
		420-8522-86	

Model	Year	OEM	Part No.
Ski-Doo™			
GRAND TOURING 600R ETEC	2019-21	420852015	742-1021
GRAND TOURING 800	2002	420-8522-85,	742-1010
		420-8522-86	
GRAND TOURING/LEGEND SE 800 SDI	2003	420-8522-85,	742-1010
		420-8522-86	
LEGEND 500/600/700	2003	420-8522-85,	742-1010
		420-8522-86	
LEGEND 700	2004	420-8522-85,	742-1010
		420-8522-86	
LEGEND 800	2002	420-8522-85,	742-1010
		420-8522-86	
MX Z 440, 500, 600, 700	2001-03	420-8522-85,	742-1010
		420-8522-86	
MXZ 600 RACING	2019-21	420852015	742-1021
MXZ 600R ETEC (ALL)	2019-21	420852015	742-1021
MXZ 800	2001	420-8522-85,	742-1010
		420-8522-86	
MXZ 800 REV	2002	420-8522-85,	742-1010
		420-8522-86	
MXZ 850 ETEC (ALL)	2017-21	420852015	742-1021
RENEGADE 600R ETEC (ALL)	2019-21	420852015	742-1021
RENEGADE 850 ETEC (ALL)	2017-21	420852015	742-1021
SKANDIC 500	2002	420-8522-85,	742-1010
		420-8522-86	
SKANDIC 550F SUV	2004	420-8522-85,	742-1010
		420-8522-86	
SKANDIC 600	2002-03	420-8522-85,	742-1010
		420-8522-86	
SKANDIC 600 SUV	"2003-04	420-8522-85,	742-1010
	2006"	420-8522-86	
SKANDIC SPORT 600 EFI	2021	420852015	742-1021
SKANDIC SUPER WIDE TRACK 500F	2003	420-8522-85,	742-1010
		420-8522-86	
SKANDIC WVT/SWT 600R ETEC	2021	420852015	742-1021
SUMMIT 600 HO /700/800 HO	2003	420-8522-85,	742-1010
		420-8522-86	
SUMMIT 600/700/800	2001	420-8522-85,	742-1010
		420-8522-86	
SUMMIT 600R ETEC (ALL)	2019-21	420852015	742-1021
SUMMIT 850 ETEC (ALL)	2017-21	420852015	742-1021
SUMMIT X 800 HO	2003	420-8522-85,	742-1010
		420-8522-86	
TUNDRA 600 EFI	2021	420852015	742-1021
Yamaha™			
MOUNTAIN MAX 600	1997-01	8CH-15714-00	743-7018
MOUNTAIN MAX 700	1997-02	8CH-15714-00	743-7018
SX VENOM /ER	2004-06	8CH-15714-00	743-7018
SX600R	2000-03	8CH-15714-00	743-7018
SX700R /SD	2000-01	8CH-15714-00	743-7018
VENTURE 600	1999-06	8CH-15714-00	743-7018
VENTURE 700	1998-02	8CH-15714-00	743-7018
VMAX 600 /SX/DLX	1997-02	8CH-15714-00	743-7018
VMAX 700 /SX/DLX/XT/XTC	1997-02	8CH-15714-00	743-7018
VX700F	2001	8CH-15714-00	743-7018

STARTER ROPES



Part No.	Code	Keyword
740-5000	B	16

OEM Style

- White Polyester Braid W/ Red Tracer, Nylon Core
- Excellent While Maintaining Firmness



Part No.	Code	Keyword
740-5050	B	16

Premium

- Double Braided Black Nylon W/Polyurethane Core
- Heavy Duty, Good Flexibility & Excellent Strength



Part No.	Code	Keyword
740-5080	B	16

16 Strand Single Braid.

- White Nylon W/ Black Tracer
- Medium Duty With Excellent Flexibility



TERMS & INDEX

NEW

HELMETS

HELMET ACCESSORIES

APPAREL

ACCESSORIES

TRACKS & SUSPENSION

STEERING

TRANS MISSION

PLOW & WINCH

WIND SHIELDS

BRAKES & CARB.

ENGINE PARTS

ELECTRICAL

TRAILER

CHEMICALS

TECH & TOOLS

P.O.P

STARTER ROPE INFORMATION

Part No.	Description	OD		LENGTH	
		MM	INCH	METER	FT
740-5000	OEM Style rope	5.0	3/16"	75.8	250'
740-5080	Single Braided Rope	4.8	3/16"	30.4	100'
740-5050	Double Braided Rope	4.0	5/32	76.2	250'

STARTER HANDLES

UNIVERSAL - NEWER SLEDS



Black Polyethylene. Extra Large Opening.

Part No.	Code	Keyword
740-4000	B	16

12-151 Starter handle and 7FT of 3/16" Rope

Part No.	Code	Keyword
740-4001	B	16

UNIVERSAL - NEWER SLEDS



Black Polyethylene. Extra Large Opening.

Part No.	Code	Keyword
740-4004	B	16

BRP™ / SKI-DOO™

Part No.	Code	Keyword
742-4001	B	16

Universal

Fits all snowmobile, lawn mowers, outboards, etc. Large enough to use while wearing mittens or gloves.

Ski-Doo™ # 572.1208.00	
Model	Year
All Models	1974-92
Alpine II	1983-95
Elan	1971-96

Moto-Ski™ # 572.1208.00	
Model	Year
Sonic	76-78
Futura	76-82
Spirit 250,	76-83
Nuvik	77-79
Grand Prix	79-81
Mirage	79-85
Super Sonic	79-81
Ultra Sonic	79-82

YAMAHA™

Part No.	Code	Keyword
743-4002	B	16

Yamaha # 8F3-15755-00-00
1977-00 All Models.

Universal - Fits all snowmobile, lawnmowers, outboards, etc. Large enough to use while wearing mittens or gloves.

POLARIS™

Part No.	Code	Keyword
744-7101	B	16

Polaris™ # 5435154-070

Model	Year
900 Fusion, RMK all options	2005
440 IQ, 900 Switchback	05-06
700 Classic, HO Touring, Fusion, 2006 RMK, 900 Fusion F/O, RMK	

ROTAX REWIND STARTER WASHER KIT



Part No.	Code	Keyword
742-9003	B	16

Description	OEM No.	QTY
CIRCLIP	420-9457-10	1
COVER WASHER	420-9273-15	1
D-WASHER	420-9273-05	1
FRICTION SPRING	420-9380-20	1

Model	Year
Moto-Ski™	
CAPRI	1973-74
FUTURA	1974-80
GRAND PRIX SPECIAL	1979-80
MIRAGE	1979
MS-F	1973
MS-S	1973
NUVIK	1975-79
SONIC	1975-78
SPIRIT 250	1976-80
SUPER SONIC	1979-80
TS-400	1974-75
Ski-Doo™	
ALL Models	1963-80

REWIND STARTER PAWL KITS



Part No. Code Keyword
740-7022 B 16

OEM# 3083-378
 Thickness: 6mm
 Holes I.D.: 8.3mm and 7.5mm
 Same Pawl in 11-328 / 9

Model	Year
Arctic Cat™	
ALL Models	1991-98
CHEETAH	1986
CHEETAH 530 L/C	1988
CHEETAH F/C, L/C	1987
CHEETAH TOURING	1988-90
COUGAR	1985-90
COUGAR SPECIAL EDITION	1985

Model	Year
Arctic Cat™	
EL TIGRE	1981-86
EL TIGRE 5000 L/C, 6000 L/C	1987
EL TIGRE 5000, 6000	1988
EL TIGRE EXT, 6000	1989
EL TIGRE EXT, SPECIAL	1990
JAG	1981-86
JAG 340, 440	1987-90
JAG 440, DELUXE	1988-89
JAG LONG TRACK	1981
MOUNTAIN CAT	1990
PANTERA	1981-90
PANTHER	1984-89
PANTHER, DELUXE	1990
PROWLER	1990
WILDCAT 650	1988-90
Kawasaki™	
ALL Models	1978-82
Polaris™	
ALL Models	1985-00



Part No. Code Keyword
740-7023 B 16

OEM# 0636-410
 4pcs Kit: , Pawl, Plate, Spring, Return Spring Pawl
 I.D.: 10.1mm

Model	Year
Arctic Cat™	
ALL Models	1981-00



Part No. Code Keyword
741-7006 B 16

OEM# 3001-082, 3004-730
 9 PCS kit-Cover (1 pc), pawl (3 pcs), springs (5 pcs)
 *Also fits ATV, please inquire for detail information

Model	Year
Arctic Cat™	
ARCTIC Z 440	1976
CHEETAH	1977-78
CHEETAH 340	1975
CHEETAH 440	1975-76
CHEETAH 500	1976
CROSS COUNTRY CAT	1976-77
EL TIGRE 295	1974
EL TIGRE 340	1974-75
EL TIGRE 400	1974
EL TIGRE 4000	1977
EL TIGRE 440	1974-76
EL TIGRE 500	1976
EL TIGRE 5000	1977-78
EL TIGRE 6000 L/C	1978
EL TIGRE F/A	1979-80
EL TIGRE F/C	1981
EL TIGRE L/C	1979-80
EL TIGRE Z 250, 340, 440	1975
JAG	1977

Model	Year
Arctic Cat™	
JAG 2000	1978-80
JAG 275	1976
JAG 3000	1978-80
JAG 3000 F/C	1979-80
JAG 340	1975-76
LYNX SINGLE	1979-80
LYNX TWIN	1979-80
PANTERA	1976, 79
PANTERA 340, 440	1975
PANTERA ELECTRIC START	1980
PANTERA F/A, F/C	1977-78
PANTERA MANUAL START	1980
PANTHER	1979-80
PANTHER 4000	1977-78
PANTHER 440, 500	1976
PANTHER 5000	1977-78
TRAIL CAT	1979-80
Z 250, 340, 440	1977
Ski-Doo™	
ASTRO JET 340, 440	1974
ASTRO SS 340	1974-76
ASTRO SS 440	1974-75
SABRE JET 440	1974
SL 338BY,	1972
SS JET 22 433Y	1971
SW 396Y, SW 396EY, SW 433Y	1971
SW 396Y, SW 396EY, SW 433Y	1971
SST 340	1973-74
SST 440	1974
SST F/A 340, 440	1975
SST F/C 340	1975
SST F/C 440	1976
SST S338Y, S 433Y, Y 433Y,	1972

Model	Year
Ski-Doo™	
STAR JET +2 338Y, 338EY,	1972
STAR JET 340, 340E, 440, 440E	1973
STAR JET DELUXE SI 338Y	1971
STAR JET 433Y, 433EY	1972
STAR JET SW 396Y, SW 396EY	1971
SL 338BY, SL 338EY, SL 338Y	1971
THUNDER JET 340	1974
THUNDER JET 440	1975
WHISPER JET 440	1973-75
Yamaha™	
EL 433	1973
EW 433	1972-73
EX 340	1976-78
EX 440	1976-81
GP 338	1973-75
GP 396	1971
GP 433	1972-75
GP 440	1976-78
GS 338	1975
GS 340	1976-78
PR 440	1976-77
SL 338	1971-74
SL 433	1972-74
SR 433	1971-73
SRX 340	1976
SRX 440	1977-80
SS 433	1971
SSR 440	1978
STX 340, 440	1976-77
SW 396, 433	1971-73
TL 433	1974-75
TW 433	1974

REWIND STARTER PAWL KITS



Part No. Code Keyword
741-7007 B 16

OEM# 3007-309

Model	Year
Arctic Cat™	
CF1000 (ALL)	2009
CF8 (ALL)	2009-11
CFR1000 (ALL)	2009-11
CFR8	2009-11
CROSSFIRE 1000 EFI	2007-08
CROSSFIRE 800 EFI	2007-08
F 800 LXR/SNO PRO	2012-13
F1000 EFI/SNO PRO	2007-09
F8 EFI/LXR/SNOW PRO	2007-11
M 800 153/162 (ALL)	2012-13
M 8000 SNO PRO	2014-17
M1000 (ALL)	2007-11
M8 (ALL)	2007-11
M8 (ALL)	2007-11
XF 800 (ALL)	2012-13
XF 8000 SNO PRO	2014-17
ZR 5000 LXR	2014
ZR 8000 SNO PRO	2014-17



Part No. Code Keyword
744-7017 B 16

4 PCS Kits: Rewind Starter Pawlspring / Pulleyreturn Spring

Model	Year
Polaris™	
500 CLASSIC	2003
500 XC EDGE	2003
500 XC EDGE F/O	2003
500 XC SP	2007
500 XC SP EDGE	2003
500 XC SP EDGE M-10 F/O	2003
500 XC SP EDGE STOCK B	2006
500 XC SP EDGE X F/O	2003



Part No. Code Keyword
744-7024 B 16

OEM# 3083378

Incl.: Pawl (1 Pc) / Spring (1pc) / Plate (1pc) Return Spring (1 Pc)*Also has ATV applications, please inquire for more info!

gammapowersports.com



Part No. Code Keyword
741-7008 B 16

OEM# 3006-457

Model	Year
Arctic Cat™	
AC 440 SNO PRO	2006
ARCTIC CAT 440 SNO PRO	2003-05
ARCTIC CAT 500 SNO PRO	2010-14
ARCTIC CAT 600 SNO PRO(ALL)	2007-13
CF5 EFI	2009
CF6 EFI	2009-11
CROSSFIRE 500 EFI	2007-08
CROSSFIRE 600 EFI	2006-08
CROSSFIRE 700 EFI	2006
F5 (ALL)	2007-14
F6 (ALL)	2007-11
FIRECAT 500 (ALL)	2003-06
FIRECAT 600 (ALL)	2004-06
FIRECAT 700 (ALL)	2003-06

Model	Year
Polaris™	
500/600 XC SP EDGE/M-10	2004-05
600 CLASSIC	2003-06
600 CLASSIC TOURING	2003
600 EDGE TOURING	2006
600 HO FUSION F/O	2006
600 HO IQ F/O	2007
600 HO RMK 144 F/O	2006
600 HO SWITCHBACK F/O	2006-07
600 IQ SHIFT/EURO	2009
600 RMK 144	2003
600 RMK 144/155	2007
600 RMK144/EURO/RMK SHIFT/EURO	2008
600 RR EURO	2008-09
600 XC EDGE F/O	2003
600 XC SP EDGE	2003
600 XC SP EDGE M-10 F/O	2003
600 XC SP EDGE X F/O	2003
600/700/800 CLASSIC TOURING/INT'L	2004
600/700/800 PRO X	2003
600/700/800 PRO X/PRO X2	2004
600/700/800 RMK F/O	2004-05
600/700/800 SWITCHBACK	2004
600/800 EDGE TOURING	2005
600/800 SWITCHBACK F/O	2005
IQ SHIFT/EURO	2008

Model	Year
Polaris™	
400, 400 XC	1991
400, 500, 500 CLASSIC, SKS	1989-90
500, 500 SKS, 500SP, 500 CLASSIC	1991
650, 650 SKS	1989
650, 650SKS, 650 RXL	1991
ALL INDY ModelS	1985-00
ALL ModelS	1992-98
APOLLO 340	1979-80
CENTURION 500	1979-82
CUTLASS 440E	1981
CUTLASS SS 440, TX-C 440	1981-82
ES, SKS, SP	1989
INDY	1984
INDY 400, 600, 600LE	1986
INDY 400, 400 SKS, 600	1987
INDY 400, 400 SKS, 650, 650 SKS	1988
INDY 400, 600, 600 SE	1985
INDY LITE, GT, INDY STARLITE	1991



TERMS & INDEX

NEW

HELMETS

HELMET ACCESSORIES

APPAREL

ACCESSORIES

TRACKS & SUSPENSION

STEERING

TRANS MISSION

PLOW & WINCH

WIND SHIELDS

BRAKES & CARB.

ENGINE PARTS

ELECTRICAL

TRAILER

CHEMICALS

TECH & TOOLS

P.O.P

Model	Year
Arctic Cat™	
KING CAT 900 (ALL)	2004-05
KING CAT 900 EFI	2006
M5 141"	2005
M5 EFI	2006
M6 (ALL)	2007-11
M6 EFI	2005
M6 EFI (ALL)	2006
M7 EFI (ALL)	2006
MOUNTAIN CAT 600 EFI	2004
MOUNTAIN CAT 800 EFI	2003-04
MOUNTAIN CAT 900	2003-04
PANTERA 550	2004-05
PANTERA 600 EFI	2004-05
PANTERA 800 EFI	2003-04
PANTHER 370	2004-08
SABERCAT 500/600/700 EFI	2004-06
T500	2008-09
Z 370 (ALL)	2005-07
Z 440 (ALL)	2003, 05-06
ZL 800 EFI	2003
ZR 4000 LXR	2015-17
ZR 6000 SNO PRO	2014-16
ZR 900	2003-06



Part No. Code Keyword
744-7018 B 16

OEM# 3083379, 3083463, 3087207, 3090195

4 PCS Kits: Rewind Starter Pawl / Spring / Pulleyreturn Spring

Model	Year
Polaris™	
550 ADVENTURE	2017-19
550 INDY /ES	2014-21
550 INDY ADVENTURE	2014-20
550 INDY EVO	2019-21
550 INDY LXT	2014-21
550 INDY VOYAGEUR	2014-16
550 IQ LXT	2011-13
550 IQ SHIFT /ES	2009-13
550 LXT	2016-20
550 RMK EVO	2020-21
550 SHIFT /ES	2011-13
550 VOYAGEUR	2017-22
550 WIDETRAK /LX	2016-19

Model	Year
Polaris™	
INDY SPORT	1987
INDY SPORT, GT	1988-91
INDY TRAIL, LONGTRAK	1983-86
LONGTRAK REVERSE	1988-89
LONGTRAK RLR	1987
SP, 650, RXL, SKS	1990
SPORT	1983, 1988
SPRINT	1986
SPRINT ES	1989-90
SS	1983-86
STAR	1985-86
STAR, STARTRAK	1987-90
TC (ALL)	1972-74
TRAIL, DELUXE, SUPERTRAK	1989-91
TRAIL, TRAIL SKS, TRAIL SP	1987-88
TX-C	1981
WIDETRAK	1990-91

REWIND STARTER PAWL KITS



Part No.	Code	Keyword
744-7016	B	16

OEM# 1202453, 1204173, 1204331, 5438366, 5631420
 Rewind Starter Pawl X 1. Bushing X 1. Ratchet X 1. Steel Plate X 1. Pressure Spring X 1. Return Spring X 1. Bolt X 1. Spring Washer X 1. *OEM / polaris has discontinued offering spare parts, only sell the expensive complete kit. **Note : 744-7016 Also Fits 741-1004 (3007-307), Arctic Cat™ Rewind Starter.**
Please Check Arctic Cat's App



Model	Year
Arctic Cat™	
CF1000	2009
CF8	2009-11
CF8 1.5 LTD SNO PRO	2011
CF8 2.25 LTD SNO PRO	2011
CF8 SNO PRO	2011
CFR1000	2009-11
CFR8 LE	2009-11
CROSSFIRE 1000 EFI	2007-08
F 800 LXR	2012-13
F 800 SNO PRO	2012-13
F 800 SNO PRO ANNIVERSARY	2012-13
F 800 SNO PRO LTD	2012-13
F 800 SNO PRO RR	2013
F 800 TUCKER HIBBERT SIGNATURE EDITION	2013
F1000 EFI	2007-08
F1000 SNO PRO	2009
F8 EFI	2007-10
F8 EFI LXR	2010
F8 EXT SNO PRO	2011
F8 LXR	2011
F8 LXR SNO PRO LTD	2011
F8 SNO PRO	2010-11
F8 SNO PRO METALLIC CAT	2010
M 800 153	2012-13
M 800 HCR 153	2012-13
M 800 SNO PRO 153	2012-13
M 800 SNO PRO 162	2012-13
M 800 SNO PRO ANNIVERSARY 153	2012
M 800 SNO PRO LTD 153	2012-13
M 800 SNO PRO LTD 162	2013
M 800 SNO PRO LTD ES 153	2013
M 800 SNO PRO LTD ES 162	2013
M 8000 153	2014-15
M 8000 HCR 153	2014-15
M 8000 KINCAID LTD 153	2015
M 8000 MCCLURE LTD 153	2015
M 8000 SNO PRO 153	2014-15
M 8000 SNO PRO 162	2014-15
M 8000 SNO PRO LTD 153	2014-17
M 8000 SNO PRO LTD 162	2014-15
M 8000 SNO PRO LTD ES 153	2014-15
M8 EFI 141	2007
M1000 EFI 153	2008
M8 EFI 153	2008
M1000 153	2009
XF 800 SNO PRO ANNIVERSARY	2012
XF 800 CROSS-TOUR	2013
XF 8000 137 LXR	2014
XF 8000 137 SNO PRO	2014
XF 8000 137 SNO PRO LTD	2014
XF 8000 141 CROSS-COUNTRY	2014

Model	Year
Arctic Cat™	
XF 8000 141 CROSS-TOUR	2014
XF 8000 141 HIGH COUNTRY SNO PRO LTD	2014
ZR 8000 SNO PRO RR	2014
XF 8000 CROSS-COUNTRY LTD 141	2015
XF 8000 LXR 137	2015
XF 8000 SNO PRO 137	2015
ZR 8000 SNO PRO LTD EL TIGRE ES	2015
M8 153	2009-11
M8 162	2009-11
M1000 162 SNO PRO	2010-11
M8 153 SNO PRO	2010-11
M8 162 SNO PRO	2010-11
XF 800 HIGH COUNTRY SNO PRO	2012-13
XF 800 LXR	2012-13
XF 800 SNO PRO	2012-13
XF 800 SNO PRO LTD	2012-13
M 8000 SNO PRO LTD ES 162	2014-15
ZR 8000 LXR	2014-15
ZR 8000 SNO PRO	2014-17
ZR 8000 SNO PRO LTD	2014-17
XF 8000 HIGH COUNTRY 141 SNO PRO	2015-17
Polaris™	
600 AXYS INDY	2021
600 AXYS PRO RMK	2016-21
600 AXYS SWITCHBACK ASSAULT	2021
600 CLEANFIRE SWITCHBACK	2007
600 DRAGON SP/ES EURO	2009
600 DRAGON SWITCHBACK ALL	2010
600 HO IQ TOURING CLEANFIRE	2007
600 HO IQ/LX CLEANFIRE	2007
600 INDY ADVENTURE	2020
600 INDY VOYAGEUR/ 144	2015-16
600 INDY XCR	2020-21
600 INDY/SP/XC/ES/ALL	2013-21
600 IQ ALL	2008
600 IQ LXT	2013-15
600 IQ RACER	2008-16
600 IQ SHIFT	2009-10
600 IQ TOURING	2008-10
600 IQ/ES/ES	2008-09
600 PRO RMK 155	2012-15
600 RACER	2017-21
600 RMK 144/155 ALL	2012-21
600 RMK 155 ALL	2008
600 RMK SHIFT 144/155	2009
600 RUSH PRO R/ES	2011-14
600 RUSH PRO S/X ALL	2015-20
600 RUSH XCR	2017-19
600 RUSH/ES	2011-13
600 SWITCHBACK ADVENTURE	2012-19
600 SWITCHBACK ASSAULT ALL	2014-20
600 SWITCHBACK PRO R/ES	2012-14

Model	Year
Polaris™	
600 SWITCHBACK PRO S/X	2015-21
600 SWITCHBACK XCR	2018-21
600 SWITCHBACK/DRAGON	2009
600 SWITCHBACK/DRAGON SWITCHBACK ALL	2008
600 SWITCHBACK/ES	2010-14
600 VOYAGER	2014-21
600 WIDETRAK IQ	2012-14
700 CLASSIC	2006
700 CLEANFIRE DRAGON	2007
700 DRAGON RMK	2007
700 FUSION F/O	2006
700 HO TOURING	2006
700 IQ ALL	2008
700 RMK	2006-09
700 SWITCHBACK/DRAGON SWITCHBACK ALL	2008
800 ASSAULT RMK 146	2009-10
800 AXYS PRO RMK	2016-20
800 AXYS RMK ASSAULT	2017-18
800 AXYS SKS	2016-20
800 DRAGON SP/ES/RMK 155/163	2008-09
800 INDY ADVENTURE	2020
800 INDY SP/ES/ ALL	2014-16
800 INDY XC	2019-20
800 INDY XCR	2020
800 IQ	2008-09
800 PRO RMK 155/163 ALL	2011-15
800 RMK 155/163	2011-16
800 RMK ASSAULT 155 ALL	2011-16,19
800 RMK KHAOS	2020
800 RMK SHIFT 144	2009
800 RMK/ES/800 DRAGON RMK 155/163/ES ALL	2009
800 RUSH PRO R ALL	2011-14
800 RUSH PRO S/X	2015-20
800 RUSH XCR	2017-18
800 RUSH/ES	2011-13
800 SKS	2020
800 SWITCHBACK ADVENTURE	2014-17
800 SWITCHBACK ASSAULT ALL	2011-20
800 SWITCHBACK PRO R/ES/LE ALL	2012-14
800 SWITCHBACK PRO S/X ALL	2015-18
800 SWITCHBACK XCR	2018, 20
800 SWITCHBACK/DRAGON	2009
800 SWITCHBACK/ES	2012-14
800 TITAN SP/ADVENTURE	2018-22
900 FUSION	2005-06
900 RMK ALL	2005-06
900 SWITCHBACK	2005-06

REWIND STARTER PAWL KITS



Part No.	Code	Keyword
742-1022	B	16

Replaces : 420227948 / 420238962 / 420847928 / 420852522 / 420852635 / 420852640

Model	Year
Ski-Doo™	
FREERIDE 850 ETEC	2018
MXZ 850 ETEC (ALL)	2017-18
RENEGADE 850 ETEC (ALL)	2017-18
SUMMIT 850 ETEC (ALL)	2017-18
SUMMIT 850 ETEC (ALL)	2017-19



Part No.	Code	Keyword
742-7000	B	16

OEM# 420-8812-75
I. D. : 10mm, O. D. : 17mm
"Dog set" with one serrated washer *Also fits J.L.O. 230 and sachs with fairbanks type starters

Model	Year
Moto-Ski™	
ALL Models	1963-80
ALPINE 640ER	1980
BLIZZARD 5500, 7500 PLUS	1980
CAPRI 296	1973-74
ELAN 250	1980
FUTURA 295	1974

Model	Year
Moto-Ski™	
FUTURA 340	1975
FUTURA 400	1977-79
FUTURA 440	1975-79
FUTURA 444 L.C.	1979
FUTURA 500	1980
GRAND PRIX SPECIAL	1979-80
MIRAGE 300	1979
MS-F 296	1973
NUVIK 300	1975-78
NUVIK 340	1975-79
NUVIK 440	1977-78
SONIC 250	1976
SONIC 340	1976-78
SONIC 340TS	1975
SPIRIT 250	1976-80
SUPER SONIC	1979
SUPER SONIC (1 SERIES ONLY)	1980
SUPER SONIC CROSS COUNTRY	1979
TS-400	1973-75
Ski-Doo™	
ALL Models	1963-80



Part No.	Code	Keyword
742-7002	B	16

OEM# 420-8522-90
5 pcs set with new type locking spring (91-370)

Model	Year
Moto-Ski™	
ALL Models	1980-85
Ski-Doo™	
ALL Models	1981-98



Part No.	Code	Keyword
742-7003	B	16

OEM# 420-8522-96
6 pcs set

Model	Year
Ski-Doo™	
ALL Models	2003-16



Part No.	Code	Keyword
742-7100	B	16

OEM# 420-8523-00
Pawl lock used in 11-153-04 kit Material: white plastic

Model	Year
Moto-Ski™	
ALL Models	1980-85



Part No.	Code	Keyword
742-7101	B	16

OEM# 420-9389-85
New type locking spring used in 11-153-04 kit
O.D.: 16.5mm

Model	Year
Moto-Ski™	
ALL Models	1980-85
Ski-Doo™	
ALL Models	1980-00



Part No.	Code	Keyword
743-7016	B	16

OEM# 8F3-15741-01-00
Set of plastic part and two springs

Model	Year
Yamaha™	
ALL Models EXCEPT VX 750	1991-94
BR 250	1982-90
CF 300	1986-89
CF 340	1989
CS 340	1990
EC 340	1981-88
EC 540	1979-82
ET 250	1977-81
ET 300	1979-84
ET 340	1978-88
ET 400	1989-90
EX 570	1987-90
PZ 480	1984-90
SR 540	1980-90
SS 440	1980-83
VK 540	1988-90
XL 540	1985-90



Part No.	Code	Keyword
743-7017	B	16

OEM# 8CH-15715-00, 8CH-15716-00, 8CH-15735-00, 8CH-15741-00, 8CH-15767-00
Incl.: Spring x 1pc, Ratchet x 1pc, Steel Plate x 1pc, Rewind Starter Pawl x 1pc, Friction Spring x 1pc

Model	Year
Yamaha™	
MOUNTAIN MAX 600	1997-01
MOUNTAIN MAX 700	1997-02
SX VENOM /ER	2004-06
SX600R	2000-03
SX700R /SD	2000-01
VENTURE 600	1999-06
VENTURE 700	1998-02
VMAX 600 /SX/DLX	1997-02
VMAX 700 /SX/DLX/XT/XTC	1997-02
VX700F	2001


REWIND STARTER PAWL KITS



Sno-Jet™ 810679			
Pawls	(3)	810679 (812-15741-00-00)	
Pressure Spring	(1)	810681 use 811078, 807-15715-00-00 use 626-15715-01-00	
Retaining Springs	(3)	810682 (812-15784-00-00)	
Retaining Spring	(1)	810683 (811-15734-00-00)	
Retaining Cover	(1)	810684 (812-15716-00-00)	
Yamaha™			
Pawls	(3)	812-15741-00-00	
Pressure Spring	(1)	626-15715-01-00	
Retaining Springs	(3)	812-15784-00-00	
Retaining Spring	(1)	811-15734-00-00	
Retaining Cover	(1)	812-15716-00-00	

Part No.	Code	Keyword
743-7021	B	16

STARTER CAGE KIT



Part No.	Code	Keyword
740-9004	B	16

Fits all hirth recoil starters, 1 & 2 cylinders


Description	QTY	OEM No.
ANULAR SPRINGS	1	75B17
CLAMP ROLLERS	3	75B16
ROLLER CAGE	1	15B31

REWIND SPRINGS




Part No.	Code	Keyword
742-6000	B	16

1 Cylinder and 2 Cylinders
New Style Heavy Duty Ski-Doo recoil spring will replace old style spring to give greater tension. O.E.M. Quality.



Part No.	Code	Keyword
742-6001	B	16

New Style Heavy Duty Ski-Doo recoil spring will replace old style spring to give greater tension. O.E.M. Quality.



Part No.	Code	Keyword
742-6003	B	16

Spring Case Set.
Top and bottom case only for Part No. **742-6001**.



Part No.	Code	Keyword
740-6009	B	16

Kawasaki™ and Suzuki™ (Spirit) Engines



Part No.	Code	Keyword
740-6012	B	16

1 Cylinder and 2 Cylinders



Part No.	Code	Keyword
744-7050	B	16

Model	Year	Thickness	Width	Length	OEM#	Part No.
Arctic Cat™						
MANY Models	1981-13	0.7mm	6mm	2700mm	3002-921	740-6012
M 6000 / ZR 6000	2014	0.7mm	6mm	2700mm	3002-921	740-6012
ZR 4000 / 6000	2015-17	0.7mm	6mm	2700mm	3002-921	740-6012
MANY Models	2015-21				0920-015	
Moto-Ski™						
ALL ModelS	1973-85	0.8mm	7.5mm	2230mm	420-9390-79	742-6000
Polaris™						
ALL Models INDY	1985-13	0.7mm	6mm	2700mm	3040170 / 3083376	740-6012
ALL Models (EXCEPT 650/850CC)	2005-22	0.8mm	7mm	310mm	3021648 / 3083185	744-7050
Ski-Doo™						
TOP AND BOTTOM CASE ONLY FOR 11-157						742-6003
ALL Models	1974-90	0.8mm	7.5mm	2230mm	420-9390-79	742-6000
ALL Models (EXCEPT ALPINE II)	1993-21	0.8mm	9.5mm	2600mm	420-9391-15	742-6001
Sno-Jet™						
ALL YAMAHA ENGINES (EXCEPT Y433)	1971-76	0.7mm	7mm	2880mm	810827	740-6009
Yamaha™						
MOST Models	1971-98	0.7mm	7mm	2880mm	811-15713-01 8F3-15713-01 8Y0-15713-00	740-6009

740-6009 Also Fit's ATV'S, Please Ask For Details

ENGINE MOUNTS

See Pages 830-834 for Applications



TERMS & INDEX

NEW

HELMETS

HELMET ACCESSORIES

APPAREL

ACCESSORIES

TRACKS & SUSPENSION

STEERING

TRANS MISSION

PLOW & WINCH

WIND SHIELDS

BRAKES & CARB.

ENGINE PARTS

ELECTRICAL

TRAILER

CHEMICALS

TECH & TOOLS

P.O.P



Part No. Code Keyword
750-1001 B 16



Part No. Code Keyword
750-1002 B 16



Part No. Code Keyword
750-1005 B 16



Part No. Code Keyword
750-1006 B 16



Part No. Code Keyword
750-1007 B 16



Part No. Code Keyword
750-1008 B 16



O.D.49.8mm
I.D.25mm
8.7mm

Part No. Code Keyword
750-1010 B 16



O.D.50 / 50.6mm
I.D.25mm
13.4mm

Part No. Code Keyword
750-1011 B 16



1 Per Machine. Rear
Also Fits Many ATV's & UTV's
Please Ask For Details

Part No. Code Keyword
751-1000 B 16B



Part No. Code Keyword
751-1001 B 16



Part No. Code Keyword
751-1002 B 16



Part No. Code Keyword
751-1003 B 16



Hardness 90 Degree

Part No. Code Keyword
754-1000 B 16



Hardness 90 Degree

Part No. Code Keyword
754-1001 B 16



Part No. Code Keyword
754-1002 B 16



Hardness 70 Degree

Part No. Code Keyword
754-1003 B 16



Part No. Code Keyword
754-1004 B 16



Part No. Code Keyword
754-1005 B 16

ENGINE MOUNTS

CODE = B

KEYWORD = 16



See Page 829 for Images

	Model	Year	Front		Rear	
			Part No.	OEM	Part No.	OEM
NEW	Arctic Cat™					
	BEARCAT 2000	2015-18			751-1001	0608-496
	BEARCAT 2000 /LT/XT/XTE	2015-20		0608-118 / 0608-250	751-1001	0608-496
	BEARCAT 570	2012-14			751-1001	0608-496
HELMETS	BEARCAT 570 /LTD/XT/XTE	2009-14		0608-118 / 0608-250	751-1001	0608-496
	BEARCAT 7000 XT	2017-19		3020-164	751-1003	3020-139
	CHEETAH 340, 400, 440	1972-74	750-1001	0108-124 / 0108-131	750-1001	0108-124 / 0108-131
HELMET ACCESSORIES	EL TIGRE 250	1973	750-1001	0108-124 / 0108-131	750-1001	0108-124 / 0108-131
	EL TIGRE 295	1974	750-1001	0608-350	750-1001	0108-124 / 0108-131
	EL TIGRE 340	1973-75	750-1001	0108-124 / 0108-131	750-1001	0108-124 / 0108-131
	EL TIGRE 400	1973-74	750-1001	0108-124 / 0108-131	750-1001	0108-124 / 0108-131
	EL TIGRE 4000, 5000	1977	750-1001	0108-124 / 0108-131	750-1001	0108-124 / 0108-131
APPAREL	EL TIGRE 440	1973-76	750-1001	0108-124 / 0108-131	750-1001	0108-124 / 0108-131
	EL TIGRE 500	1976	750-1001	0108-124 / 0108-131	750-1001	0108-124 / 0108-131
	EL TIGRE Z 250, 340, 440	1975	750-1001	0108-124 / 0108-131	750-1001	0108-124 / 0108-131
	EXT (ALL OPTIONS)	1971-73	750-1001	0108-124 / 0108-131	750-1001	0108-124 / 0108-131
ACCESSORIES	EXT SPECIAL 290A, 340A, 339A, 440A	1971	750-1001	0108-124 / 0108-131	750-1001	0108-124 / 0108-131
	F 800 ALL	2012-13			751-1001	0608-496
	F 800 LXR/SNO PRO	2012-13		0608-630	751-1002	0708-587 / 0708-658
	F 800 SNO PRO RR	2013			751-1002	0708-587 / 0708-658
TRACKS & SUSPENSION	F1000 EFI ALL	2007-08	751-1001	0608-496	751-1001	0608-496
	F5 ALL	2007-14	751-1001	0608-496	751-1001	0608-496
	F570	2008-14		0608-118 / 0608-250	751-1001	0608-496
	F6 ALL	2008-11	751-1001	0608-496	751-1001	0608-496
	F8 ALL	2007-11	751-1001	0608-496	751-1001	0608-496
STEERING	JAG 2000 F/A, 3000 F/A, 3000 F/C	1979-80	750-1001	0108-124 / 0108-131	750-1001	0108-124 / 0108-131
	JAG 2000, 3000	1978	750-1001	0108-124 / 0108-131	750-1001	0108-124 / 0108-131
	JAG 275	1976	750-1001	0108-124 / 0108-131	750-1001	0108-124 / 0108-131
	JAG 340	1975-77	750-1001	0108-124 / 0108-131	750-1001	0108-124 / 0108-131
TRANS MISSION	JAG 340 DELUXE	1985-90	750-1001	0108-124 / 0108-131	750-1001	0108-124 / 0108-131
	JAG 4000 F/C	1981	750-1001	0108-124 / 0108-131	750-1001	0108-124 / 0108-131
	JAG 440	1987-88	750-1001	0108-124 / 0108-131	750-1001	0108-124 / 0108-131
	JAG LONG TRACK 4000 F/C	1981	750-1001	0108-124 / 0108-131	750-1001	0108-124 / 0108-131
PLOW & WINCH	JAG MOUNTAIN CAT	1990	750-1001	0108-124 / 0108-131	750-1001	0108-124 / 0108-131
	KING KAT 650J, 793H 800A	1971	750-1001	0108-124 / 0108-131	750-1001	0108-124 / 0108-131
	KING KAT 793H, 800A	1971	750-1001	0108-124 / 0108-131	750-1001	0108-124 / 0108-131
	LYNX 292, 1	1972-73	750-1002	0108-006	750-1002	0108-006
WIND SHIELDS	LYNX 292AB, 295J, 340H	1971	750-1002	0108-006	750-1002	0108-006
	LYNX 292AL	1973	750-1002	0108-006	750-1002	0108-006
	LYNX 303W	1971	750-1001	0108-124 / 0108-131	750-1001	0108-124 / 0108-131
	LYNX II 340, 440	1974	750-1001	0108-124 / 0108-131	750-1001	0108-124 / 0108-131
BRAKES & CARB.	LYNX 2000T	1977-78	750-1001	0108-124 / 0108-131	750-1001	0108-124 / 0108-131
	LYNX 2000	2015-20		0608-118 / 0608-250	751-1001	0608-496
	M 6000 /SNO PRO/ES/LTD	2014-20		0608-630	751-1002	0708-587 / 0708-658
	M 7000 LTD	2016		3020-164	751-1003	3020-139
ENGINE PARTS	M 7000 LTD	2016		3020-162	751-1003	3020-139
	M 7000 SNO PRO	2015-16		3020-164	751-1003	3020-139
	M 7000 SNO PRO	2015-16		3020-162	751-1003	3020-139
	M 800 ALL	2012-13		-	751-1001	0608-496
	M 800 HCR/SNO PRO	2012-13		0608-630	751-1002	0708-587 / 0708-658
ELECTRICAL	M 8000 ALL	2014-21		0608-630	751-1002	0708-587 / 0708-658
	M 8000 MOUNTAIN CAT	2017-18			751-1002	0708-587 / 0708-658
	M 9000 KING CAT	2017-19		3020-164	751-1003	3020-139
	M 9000 KING CAT	2017-19		3020-162	751-1003	3020-139
TRAILER	NORSEMAN 6000	2018-19		0608-630	751-1002	0708-587 / 0708-658
	NORSEMAN 8000	2020		0608-630	751-1002	0708-587 / 0708-658
	PANTERA 6000	2018-19		0608-630	751-1002	0708-587 / 0708-658
	PANTERA 7000 /LTD/XT LTD	2015-19		3020-164	751-1003	3020-139
CHEMICALS	PANTERA 7000 /LTD/XT LTD	2015-19		3020-162	751-1003	3020-139
	PANTHER (ALL OPTIONS)	1972-74				
		1980-81	750-1001	0108-124 / 0108-131	750-1001	0108-124 / 0108-131
		1984-96				
TECH & TOOLS	PANTHER 292, 305	1971	750-1002	0108-006	750-1002	0108-006
	PUMA (ALL OPTIONS) EXCEPT MOD 340H	1971-73	750-1001	0108-124 / 0108-131	750-1001	0108-124 / 0108-131
	RIOT 6000	2020-21		0608-630	751-1002	0708-587 / 0708-658
	RIOT 8000	2020-21		0608-630	751-1002	0708-587 / 0708-658
P.O.P	SNO PRO 500	2010-14	751-1001	0608-496	751-1000	0801-091
	SNO PRO 600	2008-13	751-1001	0608-496	751-1000	0801-091
	T500	2008-09	751-1001	0608-496	751-1001	0608-496
	T570	2012-14			751-1001	0608-496
	T570 /TOURING	2008-14	751-1001	0608-496		0608-217 / 0608-251
	VIP 440	1974	750-1001	0108-124 / 0108-131	750-1001	0108-124 / 0108-131

751-1000 ALSO FITS MANY ATV'S & UTV'S, PLEASE ASK FOR DETAILS

ENGINE MOUNTS

CODE = B

KEYWORD = 16



See Page 829 for Images

Model	Year	Front		Rear	
		Part No.	OEM	Part No.	OEM
Arctic Cat™					
XF 6000 (ALL)	2015-17		0608-630	751-1001	0608-496
XF 6000 (ALL)	2015-19		0608-630	751-1002	0708-587 / 0708-658
XF 7000 ALL	2014-19		3020-164	751-1003	3020-139
XF 7000 ALL	2014-19		3020-162	751-1003	3020-139
XF 800 ALL	2012-13			751-1001	0608-496
XF 800 CROSS-TOUR/ HIGH COUNTRY/ LXR/SNO PRO	2012-13		0608-630	751-1002	0708-587 / 0708-658
XF 8000 ALL	2014-19		0608-630	751-1002	0708-587 / 0708-658
XF 9000 ALL	2017-19		3020-164	751-1003	3020-139
XF 9000 ALL	2017-19		3020-162	751-1003	3020-139
ZR 6000 ALL	2014-21		0608-630	751-1002	0708-587 / 0708-658
ZR 7000 ALL	2014-19		3020-164	751-1003	3020-139
ZR 7000 ALL	2014-19		3020-162	751-1003	3020-139
ZR 8000 ALL	2014-21		0608-630	751-1002	0708-587 / 0708-658
ZR 9000 ALL	2017-21		3020-164	751-1003	3020-139
ZR 9000 ALL	2017-21		3020-162	751-1003	3020-139
Moto-Ski™					
MIRAGE III	1984	750-1005	570-1277-00	750-1005	570-1277-00
			570-1287-00		570-1287-00
SONIC L/C	1984	750-1005	570-1277-00	750-1005	570-1277-00
			570-1287-00		570-1287-00
Polaris™					
340 CUTLASS	1981	750-1006	3110020 / 3110022		5410390
400	1986-91	750-1006	3110020 / 3110022		5410390
400 CLASSIC	1987-88	750-1006	3110020 / 3110022		5410390
400 SKS	1987-88	750-1006	3110020 / 3110022		5410390
440	1992	750-1006	3110020 / 3110022		5410390
440 INDY	1998	750-1006	3110020 / 3110022		5410390
440 L/C	1993-97	750-1006	3110020 / 3110022		5410390
440 SKS	1993-95	750-1006	3110020 / 3110022		5410390
440 XCR	1992-96	750-1006	3110020 / 3110022		5410390
500	1989, 92	750-1006	3110020 / 3110022		5410390
500 CARB, RMK, SKS	1995-96	750-1006	3110020 / 3110022		5410390
500 CLASSIC	2002-06	754-1003	3021220	754-1002	3021206
500 EDGE	2003-04	754-1003	3021220	754-1002	3021206
500 EFI	1993-96	750-1006	3110020 / 3110022		5410390
500 INDY	2001-06	754-1003	3021220	754-1002	3021206
500 SP	1989	750-1006	3110020 / 3110022		5410390
500 SP EFI	1992	750-1006	3110020 / 3110022		5410390
500 SPX	1992	750-1006	3110020 / 3110022		5410390
500 XC	1999-00	750-1006	3110020 / 3110022		-
500 XC (ALL OPTIONS)	2001-07	754-1003	3021220	754-1002	3021206
550 CLASSIC/CLASSIC EDGE	2003-06	754-1003	3021220	754-1002	3021206
550 EDGE LX	2007	754-1003	3021220	754-1002	3021206
550 F/C CLASSIC	2002	754-1003	3021220	754-1002	3021206
550 LX	2008	754-1003	3021220	754-1002	3021206
550 PRO X FAN	2004	754-1003	3021220	754-1002	3021206
600	1985-87	750-1006	3110020 / 3110022		5410390
650	1988-92	750-1006	3110020 / 3110022		5410390
600 CLASSIC	2002-06	754-1003	3021220	754-1002	3021206
600 CLASSIC EDGE	2001	754-1003	3021220	754-1002	3021206
600 CLASSIC TOURING	2002-04	754-1003	3021220	754-1002	3021206
600 EDGE TOURING	2005-06	754-1003	3021220	754-1002	3021206
600 HO FUSION F/O	2006	754-1003	3021220	754-1002	3021206
600 HO LX CLEAN FIRE	2007		3021717	754-1002	3021206
600 HO RMK 144 F/O	2006	754-1003	3021220	754-1002	3021206
600 HO SWITCHBACK F/O	2006-07	754-1003	3021220	754-1002	3021206
600 LE	1986	750-1006	3110020 / 3110022		5410390
600 RMK 136	2002	754-1003	3021220	754-1002	3021206
600 RMK 144/155	2007	754-1003	3021220	754-1002	3021206
600 RMK F/O	2004-05	754-1003	3021220	754-1002	3021206
600 SE	1985	750-1006	3110020 / 3110022		5410390
600 SWITCHBACK	2004-05	754-1003	3021220	754-1002	3021206
600 XC EDGE F/O	2003	754-1003	3021220	754-1002	3021206
600 XC SP	2001-02	754-1003	3021220	754-1002	3021206
600 XC SP EDGE ALL	2003-05	754-1003	3021220	754-1002	3021206
600 XC SP F/O/M-10 F/O	2002	754-1003	3021220	754-1002	3021206
600 XCR	1994-96	750-1006	3110020 / 3110022		5410390
600 XCR SP	1996	750-1006	3110020 / 3110022		5410390
650 RXL/RXL SKS	1990-92	750-1006	3110020 / 3110022		5410390
650 SKS	1988-89	750-1006	3110020 / 3110022		5410390

751-1000 ALSO FITS MANY ATV'S & UTV'S, PLEASE ASK FOR DETAILS

TERMS & INDEX

NEW

HELMETS

HELMET ACCESSORIES

APPAREL

ACCESSORIES

TRACKS & SUSPENSION

STEERING

TRANS MISSION

PLOW & WINCH

WIND SHIELDS

BRAKES & CARB.

ENGINE PARTS

ELECTRICAL

TRAILER

CHEMICALS

TECH & TOOLS

P.O.P

ENGINE MOUNTS

CODE = B

KEYWORD = 16



See Page 829 for Images

Model	Year	Front		Rear	
		Part No.	OEM	Part No.	OEM
Polaris™					
700 CLASSIC	2002-04	754-1003	3021220	754-1002	3021206
700 CLASSIC	2006	754-1005	3021753	754-1004	3021752
700 CLASSIC TOURING/INT'L	2003-04	754-1003	3021220	754-1002	3021206
700 EV XC SP EDGE	2001	754-1003	3021220	754-1002	3021206
700 FUSION F/O	2006	754-1005	3021753	754-1004	3021752
700 HO TOURING	2006	754-1005	3021753	754-1004	3021752
700 RMK	2006	754-1005	3021753	754-1004	3021752
700 RMK 136	2002	754-1003	3021220	754-1002	3021206
700 RMK 144 F/O	2002-03	754-1003	3021220	754-1002	3021206
700 RMK 144 STOCK	2002-03	754-1003	3021220	754-1002	3021206
700 RMK 151 F/O	2002-03	754-1003	3021220	754-1002	3021206
700 RMK 151 STOCK	2003	754-1003	3021220	754-1002	3021206
700 RMK F/O	2004-05	754-1003	3021220	754-1002	3021206
700 SKS	2003	754-1003	3021220	754-1002	3021206
700 SWITCHBACK	2004	754-1003	3021220	754-1002	3021206
700 XC EDGE F/O	2003-04	754-1003	3021220	754-1002	3021206
700 XC SP	2001-02	754-1003	3021220	754-1002	3021206
700 XC SP EDGE (ALL OPTIONS)	2003	754-1003	3021220	754-1002	3021206
700 XC SP F/O	2002	754-1003	3021220	754-1002	3021206
700 XC SP M-10 F/O	2002, 05	754-1003	3021220	754-1002	3021206
800 CLASSIC	2004	754-1003	3021220	754-1002	3021206
800 CLASSIC TOURING/INT'L	2003-04	754-1003	3021220	754-1002	3021206
800 EDGE TOURING	2005-06	754-1003	3021220	754-1002	3021206
800 LE	2001	754-1003	3021220	754-1002	3021206
800 PRO XR	2004	754-1003	3021220	754-1002	3021206
800 RMK 144 F/O	2002-03	754-1003	3021220	754-1002	3021206
800 RMK 144 STOCK	2002-03	754-1003	3021220	754-1002	3021206
800 RMK 151 F/O	2002-06	754-1003	3021220	754-1002	3021206
800 RMK 151 STOCK	2002-08	754-1003	3021220	754-1002	3021206
800 RMK 155 F/O	2002	754-1003	3021220	754-1002	3021206
800 RMK 159	2003	754-1003	3021220	754-1002	3021206
800 RMK 159 VERTICAL ESCAPE	2003	754-1003	3021220	754-1002	3021206
800 RMK F/O	2004-05	754-1003	3021220	754-1002	3021206
800 SKS	2003	754-1003	3021220	754-1002	3021206
800 SWITCHBACK	2004-05	754-1003	3021220	754-1002	3021206
800 XC EDGE F/O	2003-04	754-1003	3021220	754-1002	3021206
800 XC SP	2001	754-1003	3021220	754-1002	3021206
800 XC SP EDGE (ALL OPTIONS)	2003	754-1003	3021220	754-1002	3021206
800 XC SP M-10 F/O	2002, 05	754-1003	3021220	754-1002	3021206
800 XC SP STOCK	2002	754-1003	3021220	754-1002	3021206
800 XCR	2000-03	754-1003	3021098		-
800 XCR	1998	750-1006	3110020 / 3110022		5410390
900 FUSION F/O	2006	754-1005	3021753	754-1004	3021752
900 RMK	2006	754-1005	3021753	754-1004	3021752
900 SWITCHBACK	2006	754-1005	3021753	754-1004	3021752
CLASSIC	1989-96	750-1006	3110020 / 3110022		5410390
CLASSIC TOURING	1993-96	750-1006	3110020 / 3110022		5410390
RXL	1993-95	750-1006	3110020 / 3110022		5410390
RXL LT	1995	750-1006	3110020 / 3110022		5410390
RXL SKS	1994	750-1006	3110020 / 3110022		5410390
RXL TOURING	1993, 96	750-1006	3110020 / 3110022		5410390
SKS	1993	750-1006	3110020 / 3110022		5410390
SPORT	1988-99	750-1006	3110020 / 3110022		5410390
SPORT 440 GT	1995-96	750-1006	3110020 / 3110022		5410390
SPORT SKS	1999	750-1006	3110020 / 3110022		5410390
SPORT TOURING	1996-98	750-1006	3110020 / 3110022		5410390
SPORT TOURING/INT'L	2004	754-1003	3021220	754-1002	3021206
SS	1984-86	750-1006	3110020 / 3110022		5410390
STAR	1983, 85-90	750-1006	3110020 / 3110022		5410390
STAR TRAK	1987-88, 90	750-1006	3110020 / 3110022		5410390
STAR, STAR LT	1984	750-1006	3110020 / 3110022		5410390
STORM	1993-97	750-1006	3110020 / 3110022		5410390
STORM RMK	1995-96	750-1006	3110020 / 3110022		5410390
STORM S.E.	1994	750-1006	3110020 / 3110022		5410390
STORM SKS	1993-96	750-1006	3110020 / 3110022		5410390
STORM SKS PDLTRK	1994	750-1006	3110020 / 3110022		5410390
SUPER SPORT	1997-98	750-1006	3110020 / 3110022		5410390
SUPER SPORT	2002-06, 08	754-1003	3021220	754-1002	3021206
SUPERSPORT EDGE	2001-04, 07	754-1003	3021220	754-1002	3021206
SUPERSPORT EDGE X F/O	2003	754-1003	3021220	754-1002	3021206
SUPERSPORT M-10 F/O	2003	754-1003	3021220	754-1002	3021206
SUPERSPORT M-10 X F/O	2003	754-1003	3021220	754-1002	3021206
SUPERTRAK	1988	750-1006	3110020 / 3110022		5410390

ENGINE MOUNTS

CODE = B

KEYWORD = 16



See Page 829 for Images

Model	Year	Front		Rear	
		Part No.	OEM	Part No.	OEM
Polaris™					
TRAIL	1985-99	750-1006	3110020 / 3110022		5410390
TRAIL DELUXE	1987-94	750-1006	3110020 / 3110022		5410390
TRAIL ES	1997-98	750-1006	3110020 / 3110022		5410390
TRAIL RMK	1987	750-1006	3110020 / 3110022		5410390
TRAIL RMK	2004-10	754-1003	3021220	754-1002	3021206
TRAIL SKS	1986-87	750-1006	3110020 / 3110022		5410390
TRAIL SP	1997-98	750-1006	3110020 / 3110022		5410390
TRAIL SUPERTRAK	1996, 99	750-1006	3110020 / 3110022		5410390
TRAIL TOURING	1996-99	750-1006	3110020 / 3110022		5410390
TRAIL TOURING	2004-09	754-1003	3021220	754-1002	3021206
TRAN SPORT	1996-98	750-1006	3110020 / 3110022		5410390
ULTRA	1996-97	750-1006	3110020 / 3110022		5410390
ULTRA RMK	1997	750-1006	3110020 / 3110022		5410390
ULTRA SKS	1997	750-1006	3110020 / 3110022		5410390
ULTRA SP	1997-98	750-1006	3110020 / 3110022		5410390
ULTRA SPX	1993	750-1006	3110020 / 3110022		5410390
ULTRA SPX SE	1994	750-1006	3110020 / 3110022		5410390
ULTRA TOURING	1995	750-1006	3110020 / 3110022		5410390
WIDETRAK	1994	750-1006	3110020 / 3110022		5410390
WIDETRAK	1997	750-1006	3110020 / 3110022		5410390
WIDETRAK GT	1996-99	750-1006	3110020 / 3110022		5410390
WIDETRAK LX	1993, 96	750-1006	3110020 / 3110022		5410390
XCF	1993-94	750-1006	3110020 / 3110022		5410390
XLT	1995-99	750-1006	3110020 / 3110022		5410390
XLT CLASSIC	1996-97	750-1006	3110020 / 3110022		5410390
XLT LTD	1995, 97	750-1006	3110020 / 3110022		5410390
XLT LTD SP	1994	750-1006	3110020 / 3110022		5410390
XLT RMK	1993-96	750-1006	3110020 / 3110022		5410390
XLT SKS	1996-99	750-1006	3110020 / 3110022		5410390
XLT SP	1992-98	750-1006	3110020 / 3110022		5410390
XLT SP LT	1997	750-1006	3110020 / 3110022		5410390
XLT SP XTRA	1999	750-1006	3110020 / 3110022		5410390
XLT TOURING	1999	750-1006	3110020 / 3110022		5410390
Ski-Doo™					
EXPEDITION 600 HO SDI	2005-06	750-1005	570-1277-00 570-1287-00	750-1005	570-1277-00 570-1287-00
EXPEDITION TUV 600 HO SDI	2007	750-1005	570-1277-00 570-1287-00	750-1005	570-1277-00 570-1287-00
FORMULA 500	1997-98	750-1005	570-1277-00 570-1287-00	750-1005	570-1277-00 570-1287-00
FORMULA S	1996-00	750-1005	570-1277-00 570-1287-00	750-1005	570-1277-00 570-1287-00
GRAND TOURING 380 F/500 F	2002-03	750-1005	570-1277-00 570-1287-00	750-1005	570-1277-00 570-1287-00
GRAND TOURING 600	2000-03	750-1005	570-1277-00 570-1287-00	750-1005	570-1277-00 570-1287-00
GRAND TOURING SE	1997-00	750-1005	570-1277-00 570-1287-00	750-1005	570-1277-00 570-1287-00
LEGEND 380F	2002-04	750-1005	570-1277-00 570-1287-00	750-1005	570-1277-00 570-1287-00
LEGEND 550F	2004	750-1005	570-1277-00 570-1287-00	750-1005	570-1277-00 570-1287-00
MACH 1 / 1 R	1996-00	750-1005	570-1277-00 570-1287-00	750-1005	570-1277-00 570-1287-00
MACH Z LT R	1998-99	750-1005	570-1277-00 570-1287-00	750-1005	570-1277-00 570-1287-00
MX Z 440 F	1997-01	750-1005	570-1277-00 570-1287-00	750-1005	570-1277-00 570-1287-00
MX Z 500	2001-03	750-1005	570-1277-00 570-1287-00	750-1005	570-1277-00 570-1287-00
MX Z 550 F	2004	750-1005	570-1277-00 570-1287-00	750-1005	570-1277-00 570-1287-00
MX Z 583	1997-98	750-1005	570-1277-00 570-1287-00	750-1005	570-1277-00 570-1287-00
MX Z 670	1997-98	750-1005	570-1277-00 570-1287-00	750-1005	570-1277-00 570-1287-00
MX Z X 400 LC	1998-99	750-1005	570-1277-00 570-1287-00	750-1005	570-1277-00 570-1287-00
SKANDIC 380	1996-00	750-1005	570-1277-00 570-1287-00	750-1005	570-1277-00 570-1287-00
SKANDIC 440F	2001-07	750-1005	570-1277-00 570-1287-00	750-1005	570-1277-00 570-1287-00

TERMS & INDEX

NEW

HELMETS

HELMET ACCESSORIES

APPAREL

ACCESSORIES

TRACKS & SUSPENSION

STEERING

TRANS MISSION

PLOW & WINCH

WIND SHIELDS

BRAKES & CARB.

ENGINE PARTS

ELECTRICAL

TRAILER

CHEMICALS

TECH & TOOLS

P.O.P

ENGINE MOUNTS

CODE = B

KEYWORD = 16



See Page 829 for Images

	Model	Year	Front		Rear	
			Part No.	OEM	Part No.	OEM
NEW	Ski-Doo™					
	SKANDIC 500	1996-02	750-1005	570-1277-00 570-1287-00	750-1005	570-1277-00 570-1287-00
HELMETS	SKANDIC 500F	2003-04	750-1005	570-1277-00 570-1287-00	750-1005	570-1277-00 570-1287-00
	SKANDIC 550F SUV	2004-08	750-1005	570-1277-00 570-1287-00	750-1005	570-1277-00 570-1287-00
HELMET ACCESSORIES	SKANDIC 550F WT/SWT	2004-11	750-1005	570-1277-00 570-1287-00	750-1005	570-1277-00 570-1287-00
	SKANDIC 600	2001-03	750-1005	570-1277-00 570-1287-00	750-1005	570-1277-00 570-1287-00
APPAREL	SKANDIC 600 SUV	2003-07	750-1005	570-1277-00 570-1287-00	750-1005	570-1277-00 570-1287-00
	SKANDIC 600 WT	2004-10	750-1005	570-1277-00 570-1287-00	750-1005	570-1277-00 570-1287-00
ACCESSORIES	SKANDIC SUPER WIDE TRACK	1997-00	750-1005	570-1277-00 570-1287-00	750-1005	570-1277-00 570-1287-00
	SKANDIC SUPER WIDE TRACK 500 F	2003	750-1005	570-1277-00 570-1287-00	750-1005	570-1277-00 570-1287-00
TRACKS & SUSPENSION	SKANDIC WIDE TRACK LC	1997-00	750-1005	570-1277-00 570-1287-00	750-1005	570-1277-00 570-1287-00
	SUMMIT 500	1996-99	750-1005	570-1277-00 570-1287-00	750-1005	570-1277-00 570-1287-00
STEERING	SUMMIT 583	1996-98	750-1005	570-1277-00 570-1287-00	750-1005	570-1277-00 570-1287-00
	SUMMIT 600/600 HO	1999-03	750-1005	570-1277-00 570-1287-00	750-1005	570-1277-00 570-1287-00
TRANS MISSION	SUMMIT 670	1996-99	750-1005	570-1277-00 570-1287-00	750-1005	570-1277-00 570-1287-00
	SUMMIT 670 X	1998	750-1005	570-1277-00 570-1287-00	750-1005	570-1277-00 570-1287-00
PLOW & WINCH	SUMMIT 700	2000-03	750-1005	570-1277-00 570-1287-00	750-1005	570-1277-00 570-1287-00
	SUMMIT 800	2000-02	750-1005	570-1277-00 570-1287-00	750-1005	570-1277-00 570-1287-00
WIND SHIELDS	SUMMIT 800 HO	2003	750-1005	570-1277-00 570-1287-00	750-1005	570-1277-00 570-1287-00
	TOURING 380 F	2001	750-1005	570-1277-00 570-1287-00	750-1005	570-1277-00 570-1287-00
	Yamaha™					
BRAKES & CARB.	APEX (ALL)	2005-18			751-1003	8FA-2139X-00-00
	BR 250 BRAVO	1984-00	750-1007	8V7-21486-00		8R4-21485-00-00
	ET 250, ET 300	1977-84	750-1007	8V7-21486-00		8R4-21485-00-00
ENGINE PARTS	EC 340	1981-88	750-1008	8F3-21486-00	750-1010	8A5-21485-00
	ET 340 (ALL OPTIONS)	1978-88	750-1007	8V7-21486-00		8R4-21485-00-00
	ET 400T, 400TR	1989-91	750-1008	8F3-21486-00	750-1010	8A5-21485-00
	ET300-400	1984-86	750-1010	8A5-21485-00	750-1008	8F3-21486-00
	MOUNTAIN MAX 800	2021		0608-630	751-1002	0708-587 / 0708-658
	FX NYTRO (ALL)	2008-14		8ES-21420-00-00	751-1003	8FA-2139X-00-00
ELECTRICAL	NYTRO /ER	2006-07			751-1003	8FA-2139X-00-00
	RAGE /GT	2005-07		8ES-21410-00-00 8GL-21410-00-00	751-1003	8FA-2139X-00-00
TRAILER	RS VECTOR MOUNTAIN	2005-07			751-1003	8FA-2139X-00-00
	RS VECTOR GT/XTX/LE/LTX	2005-18		8ES-21410-00-00 8GL-21410-00-00	751-1003	8FA-2139X-00-00
CHEMICALS	RS VENTURE (ALL)	2005-18 2020-22		8ES-21410-00-00 8GL-21410-00-00	751-1003	8FA-2139X-00-00
	RX WARRIOR /LE	2004-05			751-1003	8FA-2139X-00-00
	RX-1 ALL	2003-05			751-1003	8FA-2139X-00-00
	SIDEWINDER (ALL)	2017-21		8ES-21410-00-00 8GL-21410-00-00	751-1003	8FA-2139X-00-00
TECH & TOOLS	SR VIPER (ALL)	2014-21		8ES-21410-00-00 8GL-21410-00-00	751-1003	8FA-2139X-00-00
	VENTURE 480 (ALL)	1991-01	750-1010	8A5-21485-00		
	VENTURE 480 (ALL)	1991-01	750-1011	87F-21485-00		
P.O.P	VIKING PROFESSIONAL	2003-15		8ES-21410-00-00 8GL-21410-00-00	751-1003	8FA-2139X-00-00
	VK PROFESSIONAL	2016-22		8ES-21410-00-00 8GL-21410-00-00	751-1003	8FA-2139X-00-00

3 Different Models Different Sound Levels



www.ggbexhaust.com



Mountain Can

These mufflers are a super lightweight, straight through flow design and have an aggressive exhaust note when your on the throttle. Systems fit securely in the stock location using stock mounts, no modifications required. Most Mountain cans weigh between 4-5.5 lbs and are designed for use in unpopulated areas. **These mufflers are loud, please use accordingly.**

Trail Can

Lightweight mufflers with a trail tuned, deep muscle sound. These mufflers are not straight through and will provide lower sound levels than our Mountain mufflers. Systems fit securely in the stock location using stock mounts, no modifications required. Most Trail cans weigh between 6-7.5 lbs and in most cases meet J2567 sound regulation of 88 dB, 4 meters away.



Quiet Can

The GGB Quiet can is designed for riders wanting to enhance the stock sound and save weight at the same time. At idle the Quiet Can delivers a deeper slightly louder exhaust note, transitioning to close to stock sound levels through the mid range and top end to keep the peace. Most Quiet can mufflers weigh between 9-10.5 lbs and will easily pass J2567 sound regulation of 88 dB, 4 meters away.

All GGB mufflers are flow bench and dyno tested to provide performance levels as good as or better than stock.

2 Stroke Performance

GGB 2 stroke mufflers are flow benched for back pressure against the stock muffler and then dyno tested to maintain or make additional power. Performance levels with the GGB muffler will be as good as or better than stock. Fuel and clutching mods are not necessary prior to installation.

4 Stroke Performance

GGB 4 stroke mufflers provide an increase in exhaust flow and will provide moderate power gains over the stock muffler. Fuel or clutching mods are not necessary prior to installation. Most GGB 4 stroke Mountain mufflers ship with a "reducer" inside the outlet tube. This reducer can be removed for additional exhaust flow when adding fuel controllers or when engine mods are made for increased power.

GGB EXHAUSTS

CODE = C

KEYWORD = 19



GGB Mufflers are finished with Cerakote 2000F Satin Black Ceramic Paint. GGB Snow cans are coated in the highest heat rated ceramic finish available for exhaust systems. Each muffler is individually sand blasted and cleaned prior to applying the ceramic paint, then cured on racks in a controlled temperature environment for 24hrs before ever going in a box. This attention to quality ensures GGB mufflers will stand up to the harshest elements mother nature has to offer, all the while providing great looks and durability for years to come.

- 2000F ceramic finish
- Performance guarantee
- Two year warranty
- Three sound levels
- Direct bolt on
- No mods necessary
- Secure fit

Year	Description	Straight Pipe Part No.	Mountain Part No.	Trail Part No.	Quiet Can Part No.
Arctic Cat™					
2003	Firecat 700 EFI / EFI Sno Pro / Firecat 500 / Sno Pro / F5 Carb		761-1222		
2004-2006	Firecat F5 / 6 / 7 / EFI / Sno Pro / Sabercat 500 / 600 / 700 / EFI		761-1222		
2007-2011	F5 / F6		761-1223		
2007-2009	F8		761-1223		
2001-2003	ZR / ZL / Mountain Cat / 800 / 900		761-1224		
2007-2011	M1000		761-1225	761-1225-1	
2009-2011	Crossfire 1000		761-1225	761-1225-1	
2010-2011	M800HO / Crossfire 800HO		761-1225	761-1225-1	
2012-2017	M 8000 / XF 8000 / ZR 8000 All Models / F 800 / XF 800 / M 800 / All Models		761-1237	761-1237-1	761-1237-2
2014-2021	M 6000 / ZR 6000 / XF 6000 / All Models (Does Not fit Sno Pro R Models)		761-1227	761-1227-1	761-1227-2
2018-2022	M 8000 / XF 8000 / ZR 8000 C-TEC2 / Alpha One / Riot / All Models		761-1227	761-1227-1	761-1227-2
2021-2022	M8000/Hardcore Alpha One/Mountain Cat/Riot/Norseman X/ZR8000 RR/ZR8000 LTD		761-1227	761-1227-1	761-1227-2
2021-2022	Riot 6000/ZR6000 LTD		761-1227	761-1227-1	761-1227-2
2021-2022	Blast 4000 All Models		761-1227	761-1227-1	761-1227-2
2012-2016	Pro Cross / Pro Climb 1100 Turbo / ZR / XF / M 9000 Turbo	761-1233	761-1228	761-1228-1	
2005-2006	M5		761-1230	761-1230-1	
2005-2011	M6 EFI		761-1230	761-1230-1	
2005-2006	M7 EFI / Carb		761-1230	761-1230-1	
2007-2009	M8 EFI / Crossfire 800 EFI / Sno Pro		761-1230	761-1230-1	
2007-2009	Crossfire 500 EFI		761-1230	761-1230-1	
2007-2011	Crossfire 600 EFI Sno Pro		761-1230	761-1230-1	
2014-2019	7000 XF / M / ZR / 4 Stroke 1049cc		761-1232	761-1232-1	
2015-2019	Pantera 7000 / LTD / 4 Stroke 1049cc		761-1232	761-1232-1	
2017-2020	M / ZR / XF Cross Country Limited 9000 / Thundercat (998cc 4-Stroke Turbo)		761-1236	761-1236-1	
2021-2022	ZR9000 Thunder Cat		761-1236	761-1236-1	761-1236-2
Lynx™					
2022	850 E-TEC Boondocker DS/Rave RE		762-1258	762-1258-1	762-1258-2
Polaris™					
2002-2005	XC / SP / RMK / 500 / 600 / 700 / 800 Edge Chassis		764-1213	764-1213-1	
2000-2001	XC / SP / RMK / 500 / 600 / 700 / 800 Gen II Chassis		764-1216	764-1216-1	
2006	Fusion 600 / 600HO RMK / Switchback		764-1231	764-1231-1	
2007-2012	IQ Chassis / Dragon / Switchback / RMK / Shift / 600 (Cleanfire and Carb)		764-1231	764-1231-1	
2007-2010	IQ Chassis / Dragon / Switchback / RMK / 700 (Cleanfire and Carb)		764-1231	764-1231-1	
2010	Dragon RMK / RMK Shift / Switchback / Assault / IQ / 800		764-1231	764-1231-1	
2008-2009	Dragon RMK / RMK Shift / Switchback / Assault / IQ / SP / 800		764-1232	764-1232-1	
2009-2013	550 IQ Shift / ES / LXT		764-1232	764-1232-1	
2010	600 PRO-Ride Rush		764-1233	764-1233-1	
2011-2012	600 Rush / Rush PRO-R / SC/SP/ Switchback / Switchback PRO-R / Adventure (600 only)		764-1233	764-1233-1	
2006-2012	FST IQ Turbo Dragon / LX (Four Stroke Turbo)		764-1234		
2011-2012	800 Rush / Rush PRO-R / Switchback Assault / Switchback PRO-R / PRO RMK 800 & 600		764-1235	764-1235-1	
2014-2016	600 Voyageur		764-1236	764-1236-1	
2013-2015	Pro-Ride Chassis- Rush / Pro R / Switchback / Switchback Assault /RMK / RMK Assault /Assault / Pro RMK		764-1236	764-1236-1	
2013-2019	PRO-Ride Chassis – Indy		764-1236	764-1236-1	
2013-2018	PRO-Ride Chassis – Indy SP		764-1236	764-1236-1	
2008-2009	600 RR		764-1237		
2008-2016	600 IQ Racer		764-1237		
2014-2022	550 Indy / ES / SP / LXT / Voyageur / Adventure / RMK EVO		764-1238	764-1238-1	
2015-2020	AXYS Rush / Switchback / Pro S / Pro X 600 & 800		764-1239	764-1239-1	764-1239-2
2019-2020	AXYS Indy XC / Indy SP 600 & 800		764-1239	764-1239-1	764-1239-2
2016-2020	AXYS Pro RMK / SKS / RMK Assault 600 & 800		764-1239	764-1239-1	764-1239-2
2017-2020	AXYS XCR LE 600 & 800 Rush / Switchback		764-1239	764-1239-1	764-1239-2
2017-2020	AXYS Switchback Assault 600 & 800		764-1239	764-1239-1	764-1239-2
2017-2019	AXYS Voyageur 600 144		764-1239	764-1239-1	764-1239-2
2017-2019	AXYS Switchback SP 144 600		764-1239	764-1239-1	764-1239-2
2021	AXYS Indy XC / XCR / SP / Switchback / Voyager 600		764-1239	764-1239-1	764-1239-2
2022	AXYS RMK 144/Indy SP 600		764-1239	764-1239-1	764-1239-2
2018-2019	AXYS Titan 800 / XC / SP / Adventure		764-1240	764-1240-1	
2019-2020	AXYS Rush / Switchback / Pro-S / XCR / Assault / 850		764-1241	764-1241-1	764-1241-2
2019-2020	AXYS Indy XC / 850		764-1241	764-1241-1	764-1241-2
2019-2020	AXYS PRO RMK / SKS / 850		764-1241	764-1241-1	764-1241-2
2021-2022	850 MATRYX / AXYS / PRO RMK / Khaos / Indy VR1 / Switchback Assault		764-1241	764-1241-1	
2021-2022	850 MATRYX / INDY XC / VR1		764-1241	764-1241-1	
2022	MATRYX PRO RMK / RMK KHAOS Slash 850 Patriot Boost		764-1244	764-1244-1	764-1244-2
Ski-Doo™					
1999-2001	MXZ / ZX / Summit / 600 / 700 / 500 /		762-1212		
2001-2001	MXZ / ZX / Summit / 800		762-1214		
2002-2003	MXZ / ZX / Summit / Legend / Renegade / Formula Z / 600 / 700 / 800		762-1217		
2004-2008	REV / MXZ / Summit / GSX / GTX Sport / Adrenaline / Limited / 600HO (SDI)		762-1243	762-1243-1	
2003-2007	REV / MXZ / Summit / 600 / 600HO / 800 / 800HO		762-1248	762-1248-1	
2003-2008	REV / MXZ / GSX / GTX 500SS		762-1248	762-1248-1	
2005-2006	Mach Z / Summit / Renegade / 1000 (non SDI)		762-1249		
2005-2007	Mach Z / Summit / Renegade / 1000 (SDI)		762-1250		
2008-2015	MXZ / REV XP / Summit / Renegade / Sport / 800R HO / 600RS / 500SS / PTEK (Carb)		762-1251	762-1251-1	
2009-2018	MXZ / REV XP / XS / Summit / GSX / TNT / Renegade / 600HO E-TEC		762-1253	762-1253-1	762-1253-2
2011-2012	MXZ / REV XP / XS / Summit / Renegade / GSX / TNT / Freeride / 800R E-TEC		762-1253	762-1253-1	762-1253-2
2013-2016	Xm / Summit X T3 / XP / XS / Summit / Renegade / GSX / TNT / Freeride / 800R E-TEC		762-1254	762-1254-1	762-1254-2

Year	Description	Straight Pipe Part No.	Mountain Part No.	Trail Part No.	Quiet Can Part No.
Ski-Doo™					
2017	Summit / Freeride / Renegade 800R Etec (XM chassis)		762-1254	762-1254-1	762-1254-2
2009-2015	MXZ / XR / Renegade / GSX / TNT / GTX Adrenaline / 1200 4-TEC		762-1255	762-1255-1	
2008	MXZ X / Adrenaline 600HO SDI / 800R SDI / REV XP 600 & 800 SDI		762-1256	762-1256-1	
2016-2019	MXZ / XR / Renegade / GSX / TNT / GTX Adrenaline / Grand Touring / Expedition SE or LE / 1200 4-TEC		762-1257	762-1257-1	
2017-2022	850 E-TEC / MXZ / Renegade / Summit / Backcountry / Freeride / X / XRS / Adrenaline / Expedition SE		762-1258	762-1258-1	762-1258-2
2021-2022	600R E-TEC MXZ-XRS/X/TNT/ Renegade Adrenaline X / Renegade X / Summit SP / Backcountry / Expedition SE		762-1258	762-1258-1	762-1258-2
2016-2020	MXZ 600 / 800 carb (Does not fit MXZX 600RS Race Sled)		762-1259	762-1259-1	
2019-2021	GEN 4 Chassis 900 ACE Turbo Renegade / Expedition / Grand Touring		762-1260	762-1260-1	762-1260-2
2020-2022	850 E-TEC Turbo (All Models)		762-1261	762-1261-1	762-1261-2
Yamaha™					
	SR Viper 4 Stroke 1049cc				
2014-2021	R-TX SE / R-TX DX / L-TX LE / L-TX SE / L-TX DX (Trail)		761-1232	761-1232-1	
2014-2021	X-TX SE / S-TX 146 DX / B-TX LE / S-TX 137 DX (Crossover)		761-1232	761-1232-1	
2014-2021	M-TX 162 SE / M-TX 153 SE (Mountain)		761-1232	761-1232-1	
2022	SR Viper L-TX-GT/RS Venture/VK Professional Sidewinder 998 Turbo Charged		761-1232	761-1232-1	
2017-2020	R-TX SE / R-TX LE / L-TX LE / L-TX SE / L-TX DX (Trail)		761-1236	761-1236-1	
2017-2020	B-TX LE / B-TX SE / X-TX 141 LE / X-TX 137 LE / X-TX SE / S-TX 137 DX (Crossover)		761-1236	761-1236-1	
2017-2020	M-TX 162 SE (Mountain)		761-1236	761-1236-1	
2021-2022	SX Venom 397cc / Transporter lite 397cc		761-1227		
2021-2022	Mountain Max 800/Transporter 800		761-1227		

EX-SOUND MUFFLERS

Features:

- 600 degrees paint
- Steel Muffler, Black Finish
- Special coupler, no gaskets needed
- As quiet as the OEM silencer
- All internal parts are fully welded and not spot welded
- Made in Canada



Part No.	Description	Model	Year	Code	Keyword
Ski-Doo™					
762-5100	EXSOUND MUFFLER BRP™	Elan	70-71	C	19
762-5101	EXSOUND MUFFLER BRP™	Olympique	70	C	19

POWER VALVES



OEM# 420-8549-74/420-8549-80
DISCONTINUED FROM OEM
*USE WITH 712-0002 CYLINDER

Part No.	Code	Keyword
762-0200	B	16

Model	Year
Ski-Doo™	
EXPEDITION LE/SE 600HO ETEC	2011-18
GRAND TOURING LE 600HO ETEC	2011-18
GSX LE/SE 600HO ETEC	2009-15
GTX LE 600HO ETEC	2009
MX Z 50TH ANNIVERSARY	2009
MX Z ADRENALINE 600HO ETEC	2009-10
MX Z RENEGADE/X 600HO ETEC	2009
MX Z TNT 600HO ETEC	2009-18
MX Z X 600HO ETEC	2009-18
MX Z X-RS 600HO ETEC	2010-16
RENEGADE ADRENALINE 600HO ETEC	2010-18
RENEGADE BACK COUNTRY/X 600HO ETEC	2010-18
RENEGADE X 600HO ETEC	2010-18
SKANDIC WT/SWT 600HO ETEC	2011-20
SUMMIT EVEREST 600HO ETEC	2009-11
SUMMIT SP 600HO ETEC	2012-18
SUMMIT X 600HO ETEC	2009-11
TUNDRA 600HO ETEC	2011-20



OEM# 420-8546-50
USE WITH 712-0003 CYLINDER.

Part No.	Code	Keyword
762-0201	B	16

Model	Year
Ski-Doo™	
EXPEDITION 600 HO SDI (ALL)	2005-10
GSX LTD/SPORT 600 HO SDI	2004-08
GTX LTD/SPORT 600 HO SDI	2005-08
LEGEND 600 HO	2004
MXZ 600 RS	2008-17
MXZ RENEGADE /X 600 HO	2003-08
MXZ REV 600 HO	2003
MXZ X/ADRENALINE 600 HO	2003-08
SUMMIT /ADRENALINE 600 HO	2003-08



OEM# 420-8543-70 / 420-8543-71
46.9 x 35.8 x 8.15mm, Shaft O.D. 9.9/14.6/18.6mm,
Shaft Length: 17.5/16.9mm Thread Size M8 X Pitch 1.0

Part No.	Code	Keyword
762-0202	B	16

Model	Year
Ski-Doo™	
FORMULA DELUXE 600	2000-01
FORMULA Z 600	2000
GRAND TOURING 600	2000-03
GRAND TOURING SPORT 600	2010-14
GSX / SPORT 500SS	2004-09
GSX SPORT 600	2010
GTX / SPORT 500SS	2005-09
LEGEND 600	2002-03
LENDED 500SS	2004
MXZ 600 /SB (EXCEPT REV)	1999-03
MXZ ADRENALINE 500SS	2004-07
MXZ SPORT 600 CARB	2010-19
MXZ TNT 500SS	2008-09
MXZ TNT 600 CARB	2010-12
MXZ TRAIL 500SS	2004-09
MXZ X 440 LC	1999
RENEGADE SPORT 600 CARB	2015-19
SKANDIC 600	2001-03
SKANDIC SUV 600	2003-07
SKANDIC SUV 600 EUROPE	2009
SKANDIC SWT 600	2003
SKANDIC WT 600	2003-10
SUMMIT 600 /SB	1999-02
SUMMIT EVEREST 500SS	2009
SUMMIT SPORT 600 CARB	2010-19



OEM# 420-9540-40, 420-9540-51, 420-9540-57

Part No.	Code	Keyword
762-0203	B	16



Model	Year
Ski-Doo™	
BACKCOUNTRY 850 E-TEC	2019-21
EXPEDITION XTREME 850 E-TEC	2020-21
FREERIDE 850 E-TEC	2018-21
MXZ 850 E-TEC	2017-21
RENEGADE 850 E-TEC	2017-21
SUMMIT 850 E-TEC	2017-21



OEM#1201958
Discontinued from OEM

Part No.	Code	Keyword
764-0200	B	16

Model	Year
Polaris™	
600 CLASSIC	2002
600 CLASSIC TOURING	2001-02
600 PRO X	2001-02
600 RMK 136 BUILT BEFORE 3/1/01	2002
600 TOURING	2000
600 XC SP	2000-02



OEM# 1201959, 5133379, 5135159

Part No.	Code	Keyword
764-0201	B	16

Model	Year
Polaris™	
500 CLASSIC	2003
700 CLASSIC "BUILT BEFORE 01/01/01"	2002
SP500	2000-07
XC500	2000-07

POWER VALVES



TERMS & INDEX



NEW

Part No. Code Keyword
764-0202 B 16

OEM# 2206017, 5135430, 5137735, 5138115

*OEM provides a power valve kit which includes power valve, bellow, gasket, spring, cap and stud per OEM# above

Power valve only is not available by OWM.

Model	Year
Polaris™	
600 AXYS INDY	2021
600 AXYS PRO RMK	2016-21
600 AXYS SWITCHBACK ASSAULT	2021
600 CLEANFIRE SWITCHBACK	2007
600 DRAGON SP/ES EURO	2008-09
600 DRAGON SWITCHBACK	2008-10
600 INDY ADVENTURE	2020
600 INDY ES	2013-20
600 INDY SP ES	2017-21
600 INDY XC	2019-20
600 INDY XCR	2020-21
600 IQ DRAGON	2008
600 IQ LX	200708
600 IQ LXT	2011-15
600 IQ SHIFT	2009-12
600 IQ TOURING	2007-09
600 IQ TOURING	2010
600 IQ WIDETRAK	2017
600 IQ/ES/ES EURO	2009
600 PRO RMK 155	2012-15

Model	Year
Polaris™	
600 PRO-RIDE RUSH	2010
600 RMK	2008-21
600 RMK SHIFT	2009
600 RUSH PRO R	2012-14
600 RUSH PRO S	2015-20
600 RUSH PRO-X	2015-16
600 RUSH XCR	2017-19
600 RUSH/ES	2011-13
600 SHIFT 136/ES/INTL	2011
600 SWITCHBACK ADVENTURE	2012-19
600 SWITCHBACK ASSAULT	2014-20
600 SWITCHBACK PRO R	2012-16
600 SWITCHBACK PRO S	2015-21
600 SWITCHBACK PRO-X	2016
600 SWITCHBACK SP	2017-19
600 SWITCHBACK XCR	2018-21
600 SWITCHBACK/ES	2010-14
600 VOYAGER	2013-21
600 WIDETRAK IQ	2010-16

NEW

HELMETS

HELMET ACCESSORIES

APPAREL

ACCESSORIES

TRACKS & SUSPENSION



Part No. Code Keyword
764-0203 B 16

OEM# 5138524, 5141728

Model	Year
Polaris™	
800 AXYS PRO RMK	2016-20
800 AXYS RMK ASSAULT	2017-18
800 AXYS SKS	2016-20
800 INDY 129 XCR SC SELECT (R02)	2020
800 INDY ADVENTURE 137 SC	2020
SELECT ALL OPTIONS (R01)	
800 INDY XC	2019-20
800 RMK ASSAULT	2016
800 RMK ASSAULT	2019
800 RMK KHAOS	2020
800 RUSH PRO S	2015-20

Model	Year
Polaris™	
800 RUSH PRO X ALL OPTIONS	2015-18
800 RUSH XCR	2017-18
800 SKS	2020
800 SWITCHBACK ADVENTURE	2016-19
800 SWITCHBACK ASSAULT	2017-20
800 SWITCHBACK PRO S ALL	2015-20
OPTIONS	
800 SWITCHBACK PRO X/INTL ALL	2015-18
OPTIONS (R01)	
800 SWITCHBACK XCR	2018-20
800 TITAN SP/ADVENTURE/XC	2018-21

STEERING

TRANS MISSION

PLOW & WINCH

WIND SHIELDS



Part No. Code Keyword
764-0204 B 16

OEM# 2206018

*OEM provides a power valve kit which includes power valve, bellow, gasket, spring, cap and stud per OEM# above.

Power valve only is not available by OEM.

Model	Year
Polaris™	
800 ASSAULT RMK 146	2009-10
800 DRAGON IQ/ES	2010
800 DRAGON RMK	2008-10
800 DRAGON SP/ES	2009
800 DRAGON SWITCHBACK/ES	2009-10
800 INDY SP	2014-16
800 IQ/ES	2008-10
800 PRO RMK 155/163 ALL	2011-14
800 RMK	2009-16

Model	Year
Polaris™	
800 RMK ASSAULT 155 ALL	2011-15
800 RMK SHIFT 144	2009
800 RUSH PRO R ALL	2011-14
800 RUSH/ES	2011-13
800 SWITCHBACK ADVENTURE	2014-15
800 SWITCHBACK ASSAULT ALL	2012-16
800 SWITCHBACK PRO R/ES	2012-14
800 SWITCHBACK/ES	2009-14

BRAKES & CARB.

ENGINE PARTS

ELECTRICAL

TRAILER

CHEMICALS

TECH & TOOLS

P.O.P

POWER VALVE GASKET KITS & BELLOWS


CODE = B

KEYWORD = 16B




See pages 841-845 for applications

TERMS & INDEX
NEW
HELMETS
HELMET ACCESSORIES
APPAREL
ACCESSORIES
TRACKS & SUSPENSION
STEERING
TRANS MISSION
PLOW & WINCH
WIND SHIELDS
BRAKES & CARB.
ENGINE PARTS
ELECTRICAL
TRAILER
CHEMICALS
TECH & TOOLS
P.O.P




719101



719102



719103



719104



719105



719106




719107



719108



719111



719112



719113



719114



719115



719116



719117



719119



719121



719204



817837



817838



817995



817999

POWER VALVE GASKET KITS & BELLOWS

See page 840 for Images

CODE = B

KEYWORD = 16B



CC	Model	Years	Bellows	Gasket Kits
Arctic Cat™				
440	ZR 440 Sno-Pro	2000		719110
440	ZR 440 Sno-Pro	2001		719110
440	ZR 440 Sno-Pro	2003 - 2006		719103
500	Fire Cat 500	2003 - 2006		719103
500	Fire Cat 500/Sno-Pro	2003 - 2006		719103
500	ZL 500	2002		719110
500	ZR 500	2001		719110
500	ZR 500 Cross Country	2002		719110
600	600 Cross Country Racer	2014		719103
600	600 Sno-Pro Cross Country	2010		719103
600	600 Sno-Pro Factory Racer	2010 - 2014		719103
600	600 Sno-Pro Racer	2008		719103
600	600 Sno-Pro Racer	2009		719103
600	600 Sno-Pro/CC	2011 - 2013		719103
600	Cross Fire 600 All Models	2006 - 2011		719103
600	F6 Firecat 600 EFI All Models	2005 - 2006		719103
600	F6 Firecat 600 EFI All Models	2007 - 2011		719103
600	Fire Cat 600 EFI Early Bird	2004		719103
600	Fire Cat 600 EFI w. Reverse	2005 - 2006		719103
600	Firecat 600	2004		719103
600	Firecat 600 EFI All Model	2004		719103
600	M 6000 EFI	2015 - 2017		719121
600	M 6000 EFI	2018 - 2020		719121
600	M 6000 EFI Sno-Pro	2014		719121
600	M6 EFI	2005 - 2011		719103
600	M6 EFI 600 Mountain Cat	2005 - 2006		719103
600	Mountain Cat 600 EFI	2001 - 2004		719102
600	Mountain Cat 600 LE EFI	2001 - 2002		719102
600	Mountain Cat 600 VEV	2001		719102
600	Norseman 6000 EFI	2018 - 2019		719121
600	Pantera 600 EFI	2002 - 2005		719102
600	Pantera 6000 EFI	2018		719121
600	Pantera 6000 EFI	2019		719121
600	Riot 6000	2020		719121
600	Riot 6000	2021		719121
600	Saber Cat 600	2004		719103
600	Saber Cat 600 EFI	2004 - 2005		719103
600	Saber Cat 600 EFI LX & EXT	2005 - 2006		719103
600	XF 6000 EFI	2015 - 2017		719121
600	XF 6000 EFI	2018 - 2019		719121
600	ZL 600 EFI	2001 - 2003		719101
600	ZL 600 EFI esr	2001 - 2003		719101
600	ZL 600 EFI SS	2002 - 2003		719101
600	ZR 600	2001		719101
600	ZR 600	2002		719101
600	ZR 600 EFI LE	2001		719101
600	ZR 600 VEV	2001		719101
600	ZR 6000 Carb	2014 - 2016		719103
600	ZR 6000 EFI	2014 - 2017		719121
600	ZR 6000 EFI	2018 - 2020		719121
600	ZR 6000 EFI	2021		719121
600	ZRT 600	2001 - 2002		719101
700	Cross fire 700 EFI	2006		719103
700	Cross fire 700 EFI Sno-Pro	2006		719103
700	F7 700	2004 - 2006		719103
700	F7 700 EFI Sno-Pro	2006		719103
700	F7 700 EFI w. Reverse	2005 - 2006		719103
700	F7 700 Fire Cat/EFI/Sno-Pro	2003 - 2006		719103
700	F7 700 Fire Cat/EFI/Son Pro	2005		719103
700	M7 700 Mountain Cat	2006		719103
700	M7 EFI 700 Mountain Cat	2005 - 2006		719103
700	Saber Cat 700 EFI	2004 - 2005		719103
700	Saber Cat 700 EFI	2006		719103
700	Saber Cat 700 EFI LX & EXT	2005 - 2006		719103
800	Cross Fire 800 EFI	2007 - 2009		719103
800	Cross Fire 800 EFI	2010 - 2011		719103
800	Cross Fire 800 EFI Sno-Pro	2008 - 2009		719103
800	Cross Fire CFR 8 HO EFI	2010 - 2011		719103
800	F8 EFI/LXR/Sno-Pro	2007 - 2009		719103
800	F8 EFI/LXR/Sno-Pro	2010 - 2011		719103
800	F800 EFI All Models	2012 - 2013		719103

CC	Model	Years	Bellows	Gasket Kits
Arctic Cat™				
800	M 8000 EFI All Models	2014 - 2017		719103
800	M 8000 EFI All Models	2018 - 2020		719121
800	M 8000 EFI All Models	2021		719121
800	M8 EFI/Sno-Pro	2007 - 2009		719103
800	M8 EFI/Sno-Pro	2010 - 2011		719103
800	M800 EFI All Models	2012 - 2013		719103
800	Mountain Cat 800	2001 - 2002		719102
800	Mountain Cat 800 EFI	2002 - 2004		719102
800	Norseman X 8000	2019		719121
800	Pantera 800 EFI	2002 - 2004		719102
800	Riot 8000	2020		719121
800	Riot 8000	2021		719121
800	XF 800 EFI LXR/Sno-Pro/HC	2012 - 2013		719103
800	XF 8000 EFI	2017		719103
800	XF 8000 EFI	2018 - 2019		719121
800	XF 8000 EFI All Models	2014 - 2016		719103
800	ZL 800 All Models	2001 - 2002		719102
800	ZL 800 All Models EFI	2003		719102
800	ZR 800 All Models	2001 - 2002		719102
800	ZR 800 All Models EFI	2002 - 2003		719102
800	ZR 8000 EFI	2014 - 2017		719103
800	ZR 8000 EFI	2018		719103
800	ZR 8000 EFI	2019 - 2020		719121
800	ZR 8000 EFI	2021		719121
900	King Cat 900 EFI	2004 - 2006		719102
900	Mountain Cat 900	2003 - 2004		719102
900	Mountain Cat 900 EFI	2003 - 2004		719102
900	ZR 900	2003 - 2005		719102
900	ZR 900 EFI	2004 - 2006		719102
900	ZR 900 Sno-Pro	2003 - 2005		719102
900	ZR 900 Sno-Pro EFI	2004 - 2006		719102
1000	Cross Fire 1000 EFI	2007		719103
1000	Cross Fire 1000 EFI/Sno-Pro	2008 - 2009		719103
1000	Cross Fire CFR 1000 EFI	2010 - 2011		719103
1000	F 1000 EFI	2007 - 2009		719103
1000	F 1000 EFI Sno-Pro	2008 - 2009		719103
1000	M 1000 EFI/Sno-Pro	2007 - 2011		719103
Polaris™				
440	440 IQ / Euro	2005 - 2007	817837	719106
440	440 Pro X LC/2	2001 - 2004	817837	719106
440	440 XC SP	2000	817838	719106
440	440 XCR SP	1999	817838	719106
440	440 XCR SP	2000	817838	719106
500	500 XC	2003	817837	719107
500	500 XC SP	2000 - 2001	817838	719106
500	500 XC SP	2002 - 2007	817837	719107
500	500/600 XC SP	2004 - 2005	817837	719107
600	600 AXYS Pro RMK	2019	817837	719107
600	600 AXYS Pro RMK	2020 - 2021	817837	719107
600	600 AXYS Pro RMK EFI	2016 - 2018	817837	719107
600	600 Classic	2002 - 2006	817837	719107
600	600 Classic Touring	2002 - 2004	817837	719107
600	600 Cleanfire Switchback EFI	2007	817837	719119
600	600 Edge Touring	2005	817837	719107
600	600 Edge Touring	2006	817837	719107
600	600 HO Fusion F/O	2006	817837	719119
600	600 HO IQ F/O	2007	817837	719119
600	600 HO IQ Tour Cleanfire/Euro EFI	2007 - 2008	817837	719119
600	600 HO IQ/LX Cleanfire EFI	2007 - 2008	817837	719119
600	600 HO RMK 144 F/O	2006	817837	719119
600	600 HO Switchback F/O	2006	817837	719119
600	600 HO Switchback F/O	2007	817837	719119
600	600 Indy	2019	817837	719107
600	600 Indy	2020	817837	719107
600	600 Indy Adventure	2020 - 2021	817837	719107
600	600 Indy SP	2019 - 2020	817837	719107
600	600 Indy SP	2021	817837	719107
600	600 Indy Voyageur EFI	2014	817837	719107
600	600 Indy Voyageur EFI	2015 - 2016	817837	719107
600	600 Indy XC	2019	817837	719107
600	600 Indy XC	2020 - 2021	817837	719107

POWER VALVE GASKET KITS & BELLOWS

CODE = B

KEYWORD = 16B



See page 840 for Images

TERMS & INDEX

NEW

HELMETS

HELMET ACCESSORIES

APPAREL

ACCESSORIES

TRACKS & SUSPENSION

STEERING

TRANS MISSION

PLOW & WINCH

WIND SHIELDS

BRAKES & CARB.

ENGINE PARTS

ELECTRICAL

TRAILER

CHEMICALS

TECH & TOOLS

P.O.P

CC	Model	Years	Bellows	Gasket Kits
Polaris™				
600	600 Indy XCR	2020 - 2021	817837	719107
600	600 Indy/SP/LTD EFI	2013 - 2015	817837	719107
600	600 Indy/SP/LTD EFI	2016 - 2018	817837	719107
600	600 IQ Dragon/600 IQ LX EFI	2008	817837	719119
600	600 IQ LXT/INTL EFI	2011 - 2015	817837	719107
600	600 IQ Racer/INTL	2008 - 2018	817837	719107
600	600 IQ Shift EFI	2009 - 2012	817837	719107
600	600 IQ Shift/Euro	2008 - 2009	817837	719119
600	600 IQ Tour/Euro EFI	2008 - 2010	817837	719107
600	600 IQ/ES/ES Euro EFI	2009	817837	719107
600	600 Pro RMK 155 EFI	2012 - 2015	817837	719107
600	600 Pro X	2001	817838	719106
600	600 Pro X	2002 - 2004	817837	719107
600	600 Pro-Ride Rush EFI	2010	817837	719107
600	600 RMK	2002 - 2005	817837	719107
600	600 RMK	2019	817837	719107
600	600 RMK	2020 - 2021	817837	719107
600	600 RMK (144/155)	2007	817837	719119
600	600 RMK 144	2008	817837	719119
600	600 RMK 155 EFI	2008	817837	719119
600	600 RMK EFI (144/155)	2010 - 2011	817837	719107
600	600 RMK EFI (144/155)	2012 - 2015	817837	719107
600	600 RMK EFI (144/155)	2016	817837	719107
600	600 RMK EFI (144/155)	2017 - 2018	817837	719107
600	600 RMK Shift EFI	2009	817837	719107
600	600 RR/Euro	2008 - 2009	817837	719119
600	600 Rush Pro EFI	2011	817837	719107
600	600 Rush Pro EFI	2012	817837	719107
600	600 Rush Pro EFI	2013 - 2014	817837	719107
600	600 Rush Pro EFI	2015	817837	719107
600	600 Rush Pro EFI	2016 - 2018	817837	719107
600	600 Rush Pro-S	2019	817837	719107
600	600 Rush Pro-S	2020	817837	719107
600	600 Rush XCR	2019	817837	719107
600	600 Rush XCR EFI	2017 - 2018	817837	719107
600	600 Shift EFI	2011	817837	719107
600	600 Switchback	2004 - 2005	817837	719107
600	600 Switchback Adventure	2019	817837	719107
600	600 Switchback Adventure EFI	2015	817837	719107
600	600 Switchback Adventure EFI	2016 - 2018	817837	719107
600	600 Switchback Assault	2019	817837	719107
600	600 Switchback Assault	2020 - 2021	817837	719107
600	600 Switchback Assault EFI	2015	817837	719107
600	600 Switchback Assault EFI	2016	817837	719107
600	600 Switchback Assault EFI	2017 - 2018	817837	719107
600	600 Switchback EFI	2011	817837	719107
600	600 Switchback EFI	2012	817837	719107
600	600 Switchback EFI	2013 - 2014	817837	719107
600	600 Switchback Pro EFI	2015	817837	719107
600	600 Switchback Pro EFI	2016 - 2018	817837	719107
600	600 Switchback Pro-S	2019	817837	719107
600	600 Switchback Pro-S	2020 - 2021	817837	719107
600	600 Switchback SP	2019	817837	719107
600	600 Switchback XCR	2019	817837	719107
600	600 Switchback XCR	2020 - 2021	817837	719107
600	600 Switchback XCR EFI	2018	817837	719107
600	600 Switchback/Dragon Switchback EFI	2008	817837	719107
600	600 Switchback/Dragon/Euro	2009	817837	719107
600	600 Switchback/Dragon/Euro EFI	2010	817837	719107
600	600 Touring	2000 - 2001	817838	719106
600	600 Touring	2002 - 2003	817837	719107
600	600 Touring	2004 - 2005	817837	719107
600	600 Touring	2006	817837	719107
600	600 Voyageur	2019	817837	719107
600	600 Voyageur	2020 - 2021	817837	719107
600	600 Voyageur EFI	2017 - 2018	817837	719107
600	600 Widetrack IQ/INTL EFI	2010 - 2017	817837	719107
600	600 XC	2003	817837	719107
600	600 XC SP	2000 - 2001	817838	719106
600	600 XC SP	2002 - 2005	817837	719107

CC	Model	Years	Bellows	Gasket Kits
Polaris™				
600	CFI RMK	2008	817837	719119
600	HO IQ CFI/LX/Swithback/Touring	2007 - 2008	817837	719119
600	HO RMK 144	2006	817837	719119
600	HO RMK 144	2008	817837	719119
600	HO RMK 144 / 155	2007	817837	719119
600	IQ ES Dragon EFI	2009 - 2010	817837	719119
600	SNO 600 IQ/ES/ES Euro	2009	817837	719119
700	700 Classic	2002 - 2003	817837	719107
700	700 Classic	2004	817837	719107
700	700 Classic EFI	2006	817837	719104
700	700 Cleanfire Dragon/Euro EFI	2007	817837	719119
700	700 EV XC SP Edge	2001	817837	719106
700	700 Fusion EFI	2006	817837	719104
700	700 HO Touring EFI	2006	817837	719104
700	700 IQ Dragon /700 IQ/Euro EFI	2008	817837	719119
700	700 RMK	2002 - 2005	817837	719107
700	700 RMK	2006	817837	719119
700	700 RMK	2008	817837	719119
700	700 RMK 155/ES	2009 - 2010	817837	719119
700	700 RMK Dragon	2007 - 2008	817837	719119
700	700 SKS/Euro	2002	817837	719107
700	700 Switchback	2004	817837	719107
700	700 Switchback/Dragon Switchback	2008	817837	719119
700	700 XC SP	2002	817837	719107
700	700 XC SP	2003 - 2005	817837	719107
700	Dragon RMK/INTL	2007	817837	719119
700	Pro X 700	2003 - 2004	817837	719107
800	800 Assault RMK 146	2009 - 2010	817837	719119
800	800 AXYS Pro RMK	2016 - 2017		719122
800	800 AXYS Pro RMK	2018 - 2019		719122
800	800 AXYS Pro RMK	2020		719122
800	800 AXYS RMK Assault	2017		719122
800	800 AXYS RMK Assault	2018 - 2019		719122
800	800 AXYS SKS	2016 - 2017		719122
800	800 AXYS SKS	2018 - 2019		719122
800	800 AXYS SKS	2020		719122
800	800 Classic	2004	817837	719107
800	800 Classic Touring	2003 - 2004	817837	719107
800	800 Dragon IQ/ES/INTL	2010	817837	719119
800	800 Dragon RMK	2010	817837	719119
800	800 Dragon SP/ES Euro	2009	817837	719119
800	800 Dragon Switchback	2010	817837	719119
800	800 Edge Touring	2005	817837	719107
800	800 Indy	2014 - 2015	817837	719107
800	800 Indy Adventure	2020		719122
800	800 Indy XC	2019		719122
800	800 Indy XC	2020		719122
800	800 Indy XCR	2020		719122
800	800 IQ	2008	817837	719119
800	800 IQ/ES	2009 - 2010	817837	719119
800	800 LE	2001	817837	719107
800	800 Pro RMK	2011	817837	719107
800	800 Pro RMK	2012	817837	719107
800	800 Pro RMK	2013 - 2015	817837	719107
800	800 Pro X	2003 - 2004	817837	719107
800	800 RMK	2003 - 2005	817837	719107
800	800 RMK	2010	817837	719119
800	800 RMK	2011	817837	719107
800	800 RMK	2012	817837	719107
800	800 RMK	2013 - 2016	817837	719107
800	800 RMK 151 Built Before 3/1/01	2002	817837	719107
800	800 RMK Assault	2011	817837	719107
800	800 RMK Assault	2012	817837	719107
800	800 RMK Assault	2013 - 2015	817837	719107
800	800 RMK Assault	2016		719122
800	800 RMK F/O 144	2002	817837	719107
800	800 RMK KHAOS	2020		719122
800	800 RMK Shift	2009	817837	719119
800	800 RMK SP 144	2001	817837	719107
800	800 RMK SP 151	2001	817837	719107
800	800 RMK/ES/800 Dragon	2009	817837	719119

POWER VALVE GASKET KITS & BELLOWS

CODE = B

KEYWORD = 16B



See page 840 for Images

CC	Model	Years	Bellows	Gasket Kits
Polaris™				
800	800 Rush	2011	817837	719107
800	800 Rush	2012	817837	719107
800	800 Rush	2013	817837	719107
800	800 Rush PRO	2011	817837	719107
800	800 Rush PRO	2012	817837	719107
800	800 Rush PRO	2013	817837	719107
800	800 Rush PRO	2014	817837	719107
800	800 Rush PRO	2015		719122
800	800 Rush PRO	2016 - 2017		719122
800	800 Rush PRO	2018		719122
800	800 Rush PRO-S	2019		719122
800	800 Rush PRO-S	2020		719122
800	800 Rush XCR	2017		719122
800	800 Rush XCR	2018		719122
800	800 SKS	2003	817837	719107
800	800 Switchback	2004 - 2005	817837	719107
800	800 Switchback	2010	817837	719119
800	800 Switchback	2012	817837	719107
800	800 Switchback	2013 - 2014	817837	719107
800	800 Switchback XCR	2018		719122
800	800 Switchback Adventure	2014	817837	719107
800	800 Switchback Adventure	2016 - 2017		719122
800	800 Switchback Adventure	2018 - 2019		719122
800	800 Switchback Assault	2011	817837	719107
800	800 Switchback Assault	2012	817837	719107
800	800 Switchback Assault	2013 - 2015	817837	719107
800	800 Switchback Assault	2016	817837	719107
800	800 Switchback Assault	2017		719122
800	800 Switchback Assault	2018 - 2019		719122
800	800 Switchback Assault	2020		719122
800	800 Switchback PRO	2012	817837	719107
800	800 Switchback PRO	2013 - 2014	817837	719107
800	800 Switchback PRO S/X	2015		719122
800	800 Switchback PRO S/X	2016 - 2017		719122
800	800 Switchback PRO S/X	2018		719122
800	800 Switchback PRO-S	2019		719122
800	800 Switchback PRO-S	2020		719122
800	800 Switchback XCR	2020		719122
800	800 Switchback/Dragon/Euro	2009	817837	719119
800	800 Titan Adventure	2019		719122
800	800 Titan Adventure	2020 - 2021		719122
800	800 Titan SP	2019		719122
800	800 Titan SP	2020 - 2021		719122
800	800 Titan SP/Adventure/XC	2018		719122
800	800 Titan XC	2019		719122
800	800 Titan XC	2020 - 2021		719122
800	800 XC SP Edge	2001 - 2005	817837	719107
800	800 XCR	1999	817838	719105
800	800 XCR	2000 - 2003	817838	719105
800	Dragon RMK	2008	817837	719119
900	900 Fusion	2005 - 2006	817837	719104
900	900 RMK	2005 - 2006	817837	719104
900	900 Switch Back	2005 - 2006	817837	719104
Ski-Doo™				
440	MX Z 440 Racing LC	2006 - 2007	817995	719114
440	MX Z X 440 LC	1999	817995	719113
440	MX Z X 440 LC	2000 - 2003	817995	719113
440	MX Z X 440 Racing LC	2004 - 2006	817995	719114
454	Formula MX Z 454	1995	817995	719113
454	Formula MX Z440/MXZ X	1996	817995	719113
454	Formula MX Z440/MXZ X	1997 - 1998	817995	719113
500	500 SS GSX Sport	2004 - 2005	817995	719114
500	500 SS GTX Sport	2005	817995	719114
500	500 SS Legend/GT Sport	2004	817995	719114
500	Formula 500/DLX LC	1998	817995	719113
500	Formula 500/DLX LC	1999	817995	719113
500	Formula 500/DLX LC	2000	817995	719113
500	Formula 500/DLX LC	2001	817995	719114
500	Formula Z 500 LC	1999	817995	719113
500	Grand Touring 500	1998	817995	719113
500	Grand Touring 500	1999	817995	719113

CC	Model	Years	Bellows	Gasket Kits
Ski-Doo™				
500	Grand Touring 500	2001	817995	719114
500	Grand Touring 500	2002 - 2003	817995	719114
500	Legend 500 LC	2002 - 2003	817995	719114
500	MX Z 500	1998 - 1999	817995	719113
500	MX Z 500	2000 - 2002	817995	719114
500	MX Z 500 Adrenaline	2003	817995	719114
500	MX Z 500 Trail	2003	817995	719114
500	MX Z 500SS Trail	2005	817995	719114
500	Skandic Wide Track LC	1998	817995	719113
500	Skandic Wide Track LC	1999	817995	719113
500	Skandic Wide Track LC	2000	817995	719113
500	Summit 500 LC	1998	817995	719113
500	Summit 500 LC	1999	817995	719113
582	Formula MX/XTC	1992		719108
582	Formula Plus/E/XTC/XTCE	1992		719108
583	Formula Deluxe 583	1998 - 1999		719111
583	Formula Mach 1	1989		719108
583	Formula Mach 1	1990		719108
583	Formula Plus X	1992 - 1993		719108
583	Formula STX	1994		719108
583	Formula STX	1995 - 1996		719108
583	Formula STX LT	1996		719108
583	Formula Z	1994		719108
583	Formula Z	1995 - 1996		719108
583	Formula Z	1997		719111
583	Formula Z	1998 - 1999		719111
583	Grand Touring 583	1997 - 1998		719111
583	Grand Touring 583	1999		719111
583	MX Z 583	1996		719108
583	MX Z 583	1997 - 1998		719111
583	Summit 583	1994		719111
583	Summit 583	1995 - 1996		719111
583	Summit 583	1997 - 1998		719111
583	Summit 583	1999	817995	719113
600	500 SS GSX Sport	2006 - 2007	817995	719114
600	500 SS GSX Sport	2008 - 2009	817995	719114
600	500 SS GTX Sport	2006 - 2007	817995	719114
600	500 SS GTX Sport	2008	817995	719114
600	500 SS GTX Sport	2009	817995	719114
600	Expedition 600 2-Stroke ETEC	2016	819058	719206
600	Expedition 600 HO/TUV/SDI	2005 - 2009	817999	719207
600	Expedition 600 HO/TUV/SDI	2010	817999	719207
600	Expedition LE 600HO ETEC	2011 - 2016	819058	719206
600	Expedition LE 600HO ETEC	2017 - 2018	819058	719206
600	Expedition SE 600HO ETEC	2011 - 2016	819058	719206
600	Expedition SE 600HO ETEC	2017 - 2018	819058	719206
600	Formula Deluxe 600	2000 - 2001	817995	719113
600	Formula III	1998	817995	719112
600	Formula III/LT	1995	817995	719112
600	Formula III/LT	1996 - 1997	817995	719112
600	Formula III/LT	1998 - 1999	817995	719112
600	Formula Z	2000	817995	719113
600	Grand Touring 600	2000 - 2002	817995	719113
600	Grand Touring 600	2003	817995	719114
600	Grand Touring 600 2 Stroke ETEC	2016 - 2018	819058	719206
600	Grand-Touring LE 600HO ETEC	2010 - 2012	819058	719206
600	Grand-Touring LE 600HO ETEC	2013 - 2015	819058	719206
600	Grand-Touring Sport 600	2010 - 2012	817995	719114
600	Grand-Touring Sport 600	2013	817995	719114
600	Grand-Touring Sport 600	2014	817995	719114
600	GSX 600	2004 - 2005	817999	719207
600	GSX 600 HO SDI EFI	2004 - 2006	817999	719207
600	GSX LE 600HO ETEC	2010 - 2012	819058	719206
600	GSX LE 600HO ETEC	2013 - 2015	819058	719206
600	GSX LTD 600HO ETEC	2009	819058	719206
600	GSX LTD 600HO SDI EFI	2007 - 2008	817999	719207
600	GSX SE 600HO ETEC	2012	819058	719206
600	GSX SE 600HO ETEC	2013 - 2015	819058	719206
600	GSX Sport 600	2010	817995	719114
600	GSX Sport 600HO SDI EFI	2007	817999	719207
600	GTX 600 HO	2005	817999	719207

TERMS & INDEX

NEW

HELMETS

HELMET ACCESSORIES

APPAREL

ACCESSORIES

TRACKS & SUSPENSION

STEERING

TRANS MISSION

PLOW & WINCH

WIND SHIELDS

BRAKES & CARB.

ENGINE PARTS

ELECTRICAL

TRAILER

CHEMICALS

TECH & TOOLS

P.O.P

POWER VALVE GASKET KITS & BELLOWS

CODE = B

KEYWORD = 16B



See page 840 for Images

TERMS & INDEX
NEW
HELMETS
HELMET ACCESSORIES
APPAREL
ACCESSORIES
TRACKS & SUSPENSION
STEERING
TRANS MISSION
PLOW & WINCH
WIND SHIELDS
BRAKES & CARB.
ENGINE PARTS
ELECTRICAL
TRAILER
CHEMICALS
TECH & TOOLS
P.O.P

CC	Model	Years	Bellows	Gasket Kits
Ski-Doo™				
600	GTX 600HO SDI EFI	2005 - 2006	817999	719207
600	GTX LE 600 HO ETEC	2009	819058	719206
600	GTX LTD 600HO SDI EFI	2007	817999	719207
600	GTX LTD 600HO SDI EFI	2008	817999	719207
600	GTX Sport 600HO SDI EFI	2007 - 2008	817999	719207
600	Legend 500 SS	2004	817995	719114
600	Legend 600	2002	817995	719114
600	Legend 600	2003	817995	719114
600	Legend 600HO SDI	2004	817999	719207
600	MX Z 500SS Trail	2004 - 2007	817995	719114
600	MX Z 50th Anniversary	2009	819058	719206
600	MX Z 600	1999	817995	719113
600	MX Z 600	2000 - 2002	817995	719113
600	MX Z 600	2003	817995	719207
600	MX Z 600 HO	2003	817999	719115
600	MX Z 600HO SDI EFI	2004	817995	719207
600	MX Z 600RS	2008	817999	719115
600	MX Z Adrenaline 600	2003	817999	719115
600	MX Z Adrenaline 600	2004	817999	719115
600	MX Z Adrenaline 600 HO	2005	817999	719114
600	MX Z Adrenaline 600HO	2006 - 2007	817999	719207
600	MX Z Adrenaline 600HO ETEC	2009 - 2010	819058	719206
600	MX Z Adrenaline 600HO SDI EFI	2005	817999	719115
600	MX Z Adrenaline 600HO SDI EFI	2006	817999	719207
600	MX Z Adrenaline 600HO SDI EFI	2008	817999	719207
600	MX Z Blizzard 600	2007	817999	719115
600	MX Z Renegade HO	2005	817999	719115
600	MX Z Renegade/X	2004	817999	719115
600	MX Z Renegade/X ETEC	2009	819058	719206
600	MX Z Renegade/X HO SDI EFI	2005	817999	719115
600	MX Z Renegade/X HO SDI EFI	2006 - 2007	817999	719207
600	MX Z Renegade/X HO SDI EFI	2008	817999	719207
600	MX Z Sport 600	2010	817995	719114
600	MX Z Sport 600 XP	2011 - 2014	817995	719114
600	MX Z Sport 600 XP	2015	817995	719114
600	MX Z Sport/Trail 600 HO	2004	817999	719114
600	MX Z Sport/Trail 600 HO	2006 - 2007	817999	719114
600	MX Z TNT 500SS	2008	817995	719114
600	MX Z TNT 500SS	2009	817995	719114
600	MX Z TNT 600	2010 - 2011	817995	719114
600	MX Z TNT 600 XP	2012	819058	719206
600	MX Z TNT 600HO ETEC	2009 - 2012	819058	719206
600	MX Z TNT 600HO ETEC	2013	819058	719206
600	MX Z TNT 600HO ETEC	2014 - 2015	819058	719206
600	MX Z Trail 500SS	2008 - 2009	817995	719114
600	MX Z Trail 600	2003	817995	719114
600	MX Z Trail 600 HO	2005	817999	719114
600	MX Z X 600 HO SDI EFI	2007	817999	719207
600	MX Z X 600 HO SDI EFI	2008	817999	719207
600	MX Z X 600HO ETEC	2009 - 2012	819058	719206
600	MX Z X 600HO ETEC	2013 - 2015	819058	719206
600	MX Z X 600RS	2009 - 2013	817999	719115
600	MX Z X 600RS	2014	819058	719206
600	MX Z X XRS 600HO SDI EFI	2007	817999	719207
600	MXZ 600 2-Stroke Carb	2016 - 2018	819058	719206
600	MXZ 600 2-Stroke Carb	2019 - 2020	817995	719117
600	MXZ 600 2-Stroke ETEC	2016 - 2018	819058	719206
600	MXZ 600RS	2016	819058	719206
600	MXZ IRON DOG 600HO ETEC	2015	819058	719206
600	MXZ XRS 600HO ETEC	2010 - 2012	819058	719206
600	MXZ XRS 600HO ETEC	2013 - 2014	819058	719206
600	MXZ XRS 600HO ETEC	2015	819058	719206
600	Renegade 600 2-Stroke Carb	2016 - 2018	819058	719206
600	Renegade 600 2-Stroke ETEC	2016	819058	719206
600	Renegade 600 2-Stroke ETEC	2017 - 2018	819058	719206
600	Renegade Adrenaline 600 HO ETEC	2010 - 2011	819058	719206
600	Renegade Adrenaline 600HO ETEC	2012	819058	719206
600	Renegade Adrenaline 600HO ETEC	2013 - 2014	819058	719206
600	Renegade Adrenaline 600HO ETEC	2015	819058	719206
600	Renegade Back Country 600HO ETEC	2010 - 2012	819058	719206
600	Renegade Back Country 600HO ETEC	2013	819058	719206

CC	Model	Years	Bellows	Gasket Kits
Ski-Doo™				
600	Renegade Back Country 600HOETEC	2014	819058	719206
600	Renegade Back Country 600HOETEC	2015	819058	719206
600	Renegade Sport 600	2015	817995	719114
600	Renegade Sport 600 Carb	2019 - 2020	817995	719117
600	Renegade X 600HO ETEC	2010 - 2012	819058	719206
600	Renegade X 600HO ETEC	2013 - 2014	819058	719206
600	Renegade X 600HO ETEC	2015	819058	719206
600	Skandic SUV / SDI	2008	817999	719207
600	Skandic WT 600	2008 - 2010	817995	719114
600	Skandic WT/SWT 600 ETEC	2014 - 2018	819058	719206
600	Skandic WT/SWT 600 ETEC	2019 - 2020	819058	719206
600	Skandic WT/SWT 600 HO ETEC	2011 - 2013	819058	719206
600	Skandic/WT/SUV 600	2001 - 2002	817995	719113
600	Skandic/WT/SUV 600	2003 - 2007	817995	719114
600	Summit 600	1999	817995	719113
600	Summit 600	2000 - 2002	817995	719113
600	Summit 600 Carb	2016 - 2018	819058	719206
600	Summit 600 ETEC	2016 - 2018	819058	719206
600	Summit 600 HO	2003	817995	719115
600	Summit 600 HO	2004 - 2005	817995	719115
600	Summit 600 HO/Adrenaline	2006	817999	719207
600	Summit Adrenaline 600HO	2007 - 2008	817999	719207
600	Summit Everest 500SS	2009	817995	719207
600	Summit Everest 600HO ETEC	2009 - 2011	819058	719206
600	Summit SP 600HO ETEC	2012 - 2014	819058	719206
600	Summit SP 600HO ETEC	2015	819058	719206
600	Summit Sport 600	2010 - 2015	817995	719114
600	Summit Sport 600 Carb	2019 - 2020	817995	719117
600	Summit X 600HO ETEC	2009 - 2011	819058	719206
600	Tundra 600HO ETEC	2018	819058	719206
600	Tundra Xtreme 600HO ETEC	2011 - 2012	819058	719206
600	Tundra Xtreme 600HO ETEC	2013 - 2017	819058	719206
600	Tundra Xtreme 600HO E-TEC	2019 - 2020	819058	719206
670	Formula Deluxe 670	1999		719111
670	Formula Mach 1 / GT	1993 - 1994		719108
670	Formula MX Z	1996		719111
670	Formula MX Z	1997 - 1998		719111
670	Formula MX Z	1999		719111
670	Formula SS	1995		719111
670	Formula SS	1996		719111
670	Formula Z	1998		719111
670	Formula Z	1999		719111
670	Grand Touring 670SE	1995		719111
670	Grand Touring 670SE	1996		719111
670	Mach 1	1995		719111
670	Mach 1	1996		719111
670	Summit 670	1995		719111
670	Summit 670	1996		719111
670	Summit 670	1997 - 1999		719111
670	Summit 670 X	1998		719111
670	Summit 670 X	1999		719111
700	Formula Deluxe 700	2000 - 2001	817995	719114
700	Formula III 700	1998 - 1999	817995	719112
700	Formula III 700	2000	817995	719112
700	Formula Z	2000	817995	719113
700	Grand Touring 700	1997	817995	719112
700	Grand Touring 700	1998 - 1999	817995	719112
700	Grand Touring 700	2000	817995	719112
700	Grand Touring 700	2001 - 2002	817995	719114
700	Grand Touring 700	2003	817995	719114
700	Legend 700	2002	817995	719114
700	Legend 700	2003 - 2004	817995	719114
700	Mach 1	1997	817995	719112
700	Mach 1	1998 - 1999	817995	719112
700	Mach 1	2000	817995	719112
700	MX Z 700	1999	817995	719113
700	MX Z 700	2000	817995	719113
700	MX Z 700	2001 - 2002	817995	719114
700	MX Z 700 Adrenaline	2003	817995	719114
700	Summit 700	1999	817995	719113
700	Summit 700	2000 - 2002	817995	719113

POWER VALVE GASKET KITS & BELLOWS

CODE = B

KEYWORD = 16B



See page 840 for Images

CC	Model	Years	Bellows	Gasket Kits
Ski-Doo™				
700	Summit 700	2003	817995	719113
700	Summit 700 (Canada)	2000	817995	719113
700	Summit 700 HM	2000	817995	719113
800	Expedition 800 2-Stroke ETEC	2016 - 2018	819058	719204
800	Expedition Xtreme 800R E-TEC	2019	819058	719204
800	Formula III 800	1999	817995	719116
800	Formula III 800	2000	817995	719116
800	Freeride 800R ETEC	2012 - 2017	819058	719204
800	Grand Touring 800	2002	817999	719207
800	Grand Touring 800 SE	1999	817995	719116
800	Grand Touring 800 SE	2000 - 2001	817995	719116
800	Grand Touring 800 SE	2003	817999	719207
800	GSX 800	2004 - 2006	817999	719115
800	GSX LTD 800HO PTEK	2007	817999	719207
800	GSX LTD 800R	2008	819058	719204
800	GSX SE 800R ETEC	2012 - 2015	819058	719204
800	GTX 800	2005 - 2007	817999	719207
800	Legend 800	2002	817999	719207
800	Legend 800 SDI EFI	2003 - 2004	817999	719207
800	Mach Z/Formula Mach 1	1997	817995	719116
800	Mach Z/Formula Mach 1	1998 - 1999	817995	719116
800	Mach Z/Formula Mach 1	2000 - 2003	817995	719116
800	MX Z 800	2000 - 2002	817999	719207
800	MX Z 800 Adrenaline	2003	817999	719207
800	MX Z 800 HO	2003	817999	719207
800	MX Z 800 Renegade	2003	817999	719207
800	MX Z Adrenaline 800R PTEK	2010	819058	719204
800	MX Z Adrenaline/Renegade	2004 - 2007	817999	719207
800	MX Z Adrenaline/Renegade	2008	819058	719204
800	MX Z Adrenaline/Renegade PTEK	2009	819058	719204
800	MX Z Blizzard 800	2007	817999	719207
800	MX Z TNT 800R ETEC	2011 - 2015	819058	719204
800	MX Z TNT 800R PTEC	2011	819058	719204
800	MX Z X 800 HO PTEK	2007	817999	719207
800	MX Z X 800R	2008	819058	719204
800	MX Z X 800R ETEC	2010	819058	719204
800	MX Z X 800R ETEC	2011 - 2012	819058	719204
800	MX Z X 800R ETEC	2013 - 2015	819058	719204
800	MX Z X 800R PTEK	2009 - 2010	819058	719204
800	MX Z X-RS 800HO PTEK	2007	817999	719207
800	MX Z X-RS 800R ETEC	2011 - 2012	819058	719204
800	MX Z X-RS 800R ETEC	2013 - 2015	819058	719204
800	MX Z X-RS 800R PTEK	2010	819058	719204
800	MXZ 800 2-Stroke ETEC	2016 - 2017	819058	719204
800	MXZ Iron Dog 800R ETEC	2015	819058	719204
800	Renegade 800 2-Stroke ETEC	2016 - 2018	819058	719204
800	Renegade Adrenaline 800R ETEC	2011 - 2012	819058	719204

CC	Model	Years	Bellows	Gasket Kits
Ski-Doo™				
800	Renegade Adrenaline 800R ETEC	2013 - 2015	819058	719204
800	Renegade Adrenaline 800R PTEK	2010 - 2011	819058	719204
800	Renegade Back Country 800R ETEC	2012	819058	719204
800	Renegade Back Country 800R ETEC	2013 - 2015	819058	719204
800	Renegade Back Country 800R PTEK	2010 - 2011	819058	719204
800	Renegade Back Country/X 800R ETEC	2011	819058	719204
800	Renegade SP 800R PTEK	2011	819058	719204
800	Renegade X 800R ETEC	2011 - 2012	819058	719204
800	Renegade X 800R ETEC	2013 - 2015	819058	719204
800	Renegade X 800R PTEK	2010	819058	719204
800	Renegade XRS 800R ETEC	2015	819058	719204
800	Summit 50th Anniversary	2009	819058	719204
800	Summit 800	2000 - 2001	817999	719207
800	Summit 800	2003 - 2006	817999	719207
800	Summit 800 ETEC	2016	819058	719204
800	Summit 800 PTEK	2016	819058	719204
800	Summit Everest 800R	2007	819058	719204
800	Summit Everest 800R	2008	819058	719204
800	Summit Everest 800R E-TEC	2011	819058	719204
800	Summit Everest 800R PTEK	2009 - 2011	819058	719204
800	Summit Freeride 800R E-TEC	2011	819058	719204
800	Summit Hillclimb 800	2009 - 2010	819058	719204
800	Summit SP 800R ETEC	2012	819058	719204
800	Summit SP 800R ETEC	2013 - 2015	819058	719204
800	Summit SP 800R PTEK	2011	819058	719204
800	Summit Sport 800R PTEK	2012	819058	719204
800	Summit Sport 800R PTEK	2013	819058	719204
800	Summit Sport 800R PTEK	2014 - 2015	819058	719204
800	Summit X 800R	2008	819058	719204
800	Summit X 800R ETEC	2011 - 2012	819058	719204
800	Summit X 800R ETEC	2013 - 2015	819058	719204
800	Summit X 800R PTEK	2009 - 2010	819058	719204
800	Summit X/XRS 800R	2007	819058	719204
1000	Mach Z 1000	2005 - 2006		719208
1000	Mach Z 1000 Adrenaline	2007		719208
1000	Mach Z X	2007		719208
1000	MX Z 1000	2006 - 2007		719208
1000	Summit 1000	2005 - 2007		719208
Yamaha™				
600	SRX 600	1998 - 1999		719118
700	Mountain SRX 700	1998		719118
700	SRX700	1998 - 1999		719118
700	SRX700	2000 - 2002		719118
700	SX Viper 700	2002 - 2003		719118
700	SX Viper ER 700	2003 - 2004		719118
700	SX Viper Mountain 700	2003 - 2006		719118
700	SX Viper S 700	2004		719118
700	Venture 700	2004		719118



TERMS & INDEX

NEW

HELMETS

HELMET ACCESSORIES

APPAREL

ACCESSORIES

TRACKS & SUSPENSION

STEERING

TRANS MISSION

PLOW & WINCH

WIND SHIELDS

BRAKES & CARB.

ENGINE PARTS

ELECTRICAL

TRAILER

CHEMICALS

TECH & TOOLS

P.O.P

EXHAUST GASKETS



Part No. Code Keyword
09-718024 B 16B

OEM# 420-8501-10 / 420-8501-11
 420-8501-13 / 420-8501-14

Model	Year
Ski-Doo™	
FORMULA DELUXE 380 F	1999-01
FORMULA DELUXE 500 F	1999-01
FORMULA S	1996-00
FORMULA S ELECTRIC	1998
FORMULA SL	1997, 99
GRAND TOURING 380 F/500 F	2002
GRAND TOURING 380 F/550 F	2003
GSX 380F	2005-06
GTX 380F	2005-06
LEGEND 380F	2004
LEGEND 380F/500F	2002
LEGEND 380F/550F	2003
MXZ 380 F/500 F	2002
MXZ 380 F/550 F	2003
MXZ 380F	2001
MXZ 380F	2004-06
MXZ 440	1998-00
MXZ 440 F/500 F	2001
MXZ 440 F/Z 583/Z 67	1997
SKANDIC 380	1996
SKANDIC 380/500	1997-00
SKANDIC 440	2001-02
SKANDIC LT 440F	2003-07
TOURING 380 F/500F	2001
TOURING E	1997-00
TOURING E LT	1997
TOURING LE	1996-00
TOURING SLE	1997-00



Part No. Code Keyword
09-718207 B 16B

OEM# 420-4304-82

Model	Year
Ski-Doo™	
EXPEDITION LE/XTREME 800 ETEC	2016-19
FREERIDE 800 ETEC	2012-17
GSX SE 800 ETEC	2012-16
MXZ ADRENALINE PTEK	2010
MXZ TNT 800 ETEC	2011-17
MXZ X 800 ETEC	2010-17
MXZ X 800 PTEK	2010
MXZ XRS 800 ETEC	2011-17
MXZ X-RS 800 PTEK	2010
RENEGADE /X 800 ETEC	2011-18
RENEGADE /X 800 PTEK	2010-11
RENEGADE ADRENALINE 800 ETEC	2011-16
RENEGADE ADRENALINE 800 PTEK	2010-11
RENEGADE BACKCOUNTRY /X 800 ETEC	2011-17
RENEGADE BACKCOUNTRY /X 800 PTEK	2010-11
SUMMIT /X/HILLCLIMB 800 PTEK	2010-11
SUMMIT EVEREST 800 PTEK	2010-11
SUMMIT SP/X 800 ETEC	2012-18



Part No. Code Keyword
09-718192 B 16B

OEM# 420-9316-15

Model	Year
Ski-Doo™	
FORMULA DELUXE 500/600/700	2001
GRAND TOURING 500/600/700	2001, 03
GRAND TOURING 500/600/700/800	2002
LEGEND 500/600/700/800	2002
MXZ 500/600/700	2001-03
MXZ 500/SB	2000
MXZ 700 SB MILLENNIUM EDITION	2000
MXZ 700/SB	2000
MXZ 800	2002-03




Part No. Code Keyword
09-718163 B 16B

OEM # 420-8318-43 / 420-8318-44 / 420-8318-49

Model	Year
Ski-Doo™	
EXPEDITION SPORT 550F	2005-20
FORMULA DELUXE 380/500	1999-00
FORMULA DELUXE 500 F	2001
FORMULA S	1997
FORMULA S	1999-00
FORMULA SL	1996-99
FREESTYLE BACK COUNTRY	2009
FREESTYLE BACK COUNTRY 550F	2007-08
FREESTYLE PARK 550F	2007-08
FREESTYLE SESSION 550F	2007
GRAND TOURING 380 F/500 F	2002
GRAND TOURING 380 F/550 F	2003
GRAND TOURING SPORT 550F	2010-15
GSX 550F	2005-10
GTX 550F	2005-09
LEGEND 380F/500F	2002
LEGEND 380F/550F	2003
LEGEND 550F	2004
MXZ /X 550F	2006-10
MXZ 380 F/500 F	2002-03
MXZ 440 F/500 F	2001
MXZ SPORT 550F	2011-14
MXZ TNT 550F	2010-12
RENEGADE SPORT 550F	2010-14
SKANDIC 380/500	1997-00
SKANDIC 500/600	2002
SKANDIC 500F	2003
SKANDIC 500F/600	2001
SKANDIC 550F	2004-20
SKANDIC 600	2003
SKANDIC SUPER WIDE TRACK	1997-00
SKANDIC SUPER WIDE TRACK 500 F	2003
SKANDIC SUV 550F	2004-10
SKANDIC SWT 550	2004-08
SKANDIC SWT 550	2014-19
SKANDIC TUNDRA LT 550F	2008-10
SKANDIC WIDE TRACK/LC	1996-00
SKANDIC WT 500	2003
SUMMIT 500 F	2001-02
SUMMIT 550F	2003-08
SUMMIT FAN	2009
TOURING 380 F/500F	2001
TOURING E /LE/SLE	1997-00
TUNDRA 550F	2012-19

EXHAUST GASKETS



Part No. Code Keyword
09-718178 B 16B

OEM# 420-8505-50 / 420-8505-52

Model	Year
Ski-Doo™	
EXPEDITION 600 H.O. SDI	2005-06
EXPEDITION LE/SE 600 E-TEC	2011-18
EXPEDITION TUV 600HO SDI	2007-10
FORMULA 500	1997
FORMULA 583	1997-98
FORMULA DELUXE 500 LC/583/670	1999
FORMULA DELUXE 500/600/700	2001
FORMULA DELUXE 600/700	2000
FORMULA III	1996-97
FORMULA III 600/700	1998
FORMULA III 600/700/800	1999
FORMULA III 700 R	2000
FORMULA III 800	2000
FORMULA III LT	1996-97
FORMULA SS	1996
FORMULA STX	1996
FORMULA Z	1996-97
FORMULA Z 500/583/670	1998-99
FORMULA Z 600/700	2000
GRAND TOURING 500/583	1999
GRAND TOURING 500/600/700	2001-03
GRAND TOURING 670SE	1996
GRAND TOURING 700	1999-00
GRAND TOURING 800	2002
GRAND TOURING LE/SE 600HO ETEC	2010-15
GRAND TOURING SE	1997-99
GRAND TOURING SE 800	2001, 03
GRAND TOURING SE/ MILLENNIUM EDITION	2000
GSX 500SS	2004
GSX 600 HO	2004-06
GSX LE 600HO ETEC	2010-15
GSX LIMITED 600 H.O. E-TEC	2009
GSX LTD 600 HO SDI	2007
GSX LTD TOURING 600 HO SDI	2008
GSX SE 600HO ETEC	2012-15
GSX SPORT 600 HO SDI	2007

Model	Year
Ski-Doo™	
GTX 600 HO SDI	2005-06
GTX LE 600 H.O. E-TEC	2009
GTX LTD 600 HO SDI	2007-08
GTX SPORT 600 HO SDI	2007-08
LEGEND 500 SS	2004
LEGEND 500/600/700	2003
LEGEND 500/600/700/800	2002
LEGEND 600 HO SDI	2004
LEGEND 700	2004
LEGEND 800 SDI	2004
MACH 1	1998-99
MACH 1 R	1996-00
MACH Z	1996-03
MACH Z LT/R	1999
MACH Z M.H.R	1999
MACH Z R	1999
MACH Z R MILLENNIUM EDITION	2000
MXZ /X 600 HO ETEC	2009-18
MXZ 440 F/Z 583/Z 67	1997
MXZ 40X RACING	2004-07
MXZ 500	2000
MXZ 500/583/670	1998
MXZ 500/600/600 HO/700/800	2002-03
MXZ 500/600/700	2001
MXZ 500/670 HO	1999
MXZ 500SS TRAIL & ADRENALINE	2004-05
MXZ 50TH ANNIVERSARY	2009
MXZ 583	1996
MXZ 600	1999
MXZ 600 HO ADRENALINE	2006
MXZ 600 HO RENEGADE/X	2004-09
MXZ 600 HO SDI	2004
MXZ 600 HO SDI ADRENALINE/X	2005-06
MXZ 600 HO TRAIL & ADRENALINE & X	2004-05
MXZ 670	1996
MXZ 700	1999-00
MXZ 800	2000-01

Model	Year
Ski-Doo™	
MXZ 800 REV	2002
MXZ ADRENALINE 600HO	2007, 10
MXZ RENEGADE/X 800 HO PTEK	2004-07
MXZ BLAIR MORGAN SPECIAL EDITION	2003
MXZ BLIZZARD 600 HO SDI	2007
MXZ BLIZZARD 800 HO PTEK	2007
MXZ RENEGADE/X 800 HO PTEK	2004-07
MXZ REV 600 HO/800/700 SPECIAL EDITION	2003
MXZ TNT 600HO ETEC	2009-17
MXZ X 440	1999-03
MXZ X 600RS	2011-13
MXZ X/XRS 800 HO PTEK	2007
MXZ XRS 600HO ETEC	2010-17
RENEGADE ADRENALINE 600HO ETEC	2010-18
RENEGADE BACKCOUNTRY/X 600HO ETEC	2010-18
RENEGADE/ REN X 600HO ETEC	2010-18
SKANDIC SUV 600HO SDI	2008
SKANDIC WT 600 E-TEC	2011-20
SUMMIT /X 600HO ETEC	2009-18
SUMMIT 500/583/670	1997-98
SUMMIT 500/X 670	1999
SUMMIT 583	1996
SUMMIT 600 HO	2003-05
SUMMIT 600 HO SDI/ ADRENALINE	2006
SUMMIT 600 HO/700/800	2001-03
SUMMIT 670	1996
SUMMIT 670X	1998
SUMMIT 700	1999-00
SUMMIT 800 H.M.	2000
SUMMIT 800 HO	2003-06
SUMMIT ADRENALINE 600HO SDI	2007-08
SUMMIT EVEREST 600HO ETEC	2009-11
SUMMIT SP 600HO ETEC	2012-15
TUNDRA XTREME 600HO ETEC	2011-20



Part No. Code Keyword
09-718185 B 16B

OEM# 420-9316-10

Model	Year
Ski-Doo™	
FORMULA DELUXE 500/600/700	2001
FORMULA DELUXE 600/700	2000
FORMULA Z 600/700	2000
GRAND TOURING 500/600/700	2002-03
GRAND TOURING 500/600/700	2001
GRAND TOURING 600	2000
GRAND TOURING SPORT 600	2010-14
GSX 500SS	2004-06
GSX 600/800 HO	2004
GSX SPORT 500SS	2007-09
GSX SPORT 600	2010
GTX 500SS	2005-06
GTX SPORT 500SS	2007-09
LEGEND 500 SS	2004

Model	Year
Ski-Doo™	
LEGEND 500/600/700	2002-03
LEGEND 700	2004
MXZ 500/600/700	2001
MXZ 500/600/700/800	2002-03
MXZ 600	1999-00
MXZ 600 HO RENEGADE/RENEGADE X	2004
MXZ 600 HO TRAIL & ADRENALINE & X	2004-05
MXZ 600 SB	2000
MXZ 800 HO ADRENALINE & X	2004-05
MXZ 800 HO RENEGADE/RENEGADE X	2004
MXZ ADRENALINE 500SS	2007
MXZ TNT 500SS	2008-09
MXZ TNT 600	2010-11
MXZ TRAIL	2009

Model	Year
Ski-Doo™	
MXZ TRAIL 500SS	2004-08
MXZ X 400 LC	1999
MXZ SPORT 600 CARB	2010-20
RENEGADE SPORT 600 CARB	2015-20
SKANDIC 500/600	2001-02
SKANDIC 600	2003
SKANDIC SUPER WIDE TRACK 500 F	2003
SKANDIC SUV 600	2003-07
SKANDIC WIDE TRACK 500 F	2003
SKANDIC WT 600	2004-10
SUMMIT 600	1999-00
SUMMIT 600/700/800	2001-02
SUMMIT EVEREST 500SS	2009
SUMMIT SPORT 600 CARB	2010-20

EXHAUST SPRINGS



Priced Per Bag of 10

Part No.	Code	Keyword
760-9000	B	16B



Priced Per Bag of 10

Part No.	Code	Keyword
760-9001	B	16B



Priced Per Bag of 10

Part No.	Code	Keyword
760-9002	B	16B



Priced Per Bag of 10

Part No.	Code	Keyword
760-9004	B	16B



Priced Per Bag of 10

Part No.	Code	Keyword
760-9006	B	16B



Priced Per Bag of 10

Part No.	Code	Keyword
760-9008	B	16B



Priced Per Bag of 10

Part No.	Code	Keyword
760-9010	B	16B



Priced Per Bag of 10

Part No.	Code	Keyword
760-9011	B	16B



Priced Per Bag of 10

Part No.	Code	Keyword
760-9012	B	16B



Priced Per Bag of 10

Part No.	Code	Keyword
760-9013	B	16B



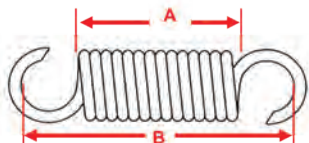
Priced Per Bag of 10

Part No.	Code	Keyword
760-9015	B	16B



10 Pack

Part No.	Code	Keyword
760-9016	B	16B



ALL SPRINGS ARE AVAILABLE IN 304 STAINLESS STEEL OR NORMAL HI-CARBON SPRING WIRE (SWRH80C)
NOTE : ALL MEASUREMENTS ARE IN INCHES

STANDARD SWRH80C	OEM #	LENGTH A	LENGTH B	WIRE DIAMETER	O.D.	ROLLS
Arctic Cat™						
760-9000	0123-321	0.91	1.77	0.08	0.49	0.43
760-9001	0612-471	1.04	1.75	0.06	0.50	0.67
John Deere™						
760-9000	0123-321	0.91	1.77	0.08	0.49	0.43
Kawasaki™						
760-9000	0123-321	0.91	1.77	0.08	0.49	0.43
Polaris™						
760-9000	0123-321	0.91	1.77	0.08	0.49	0.43
760-9006	3081078,7041687,7042031 7042332,7043726	0.79	1.85	0.09	0.63	0.31
760-9016	7044160	1.30	3.65	0.09	0.64	0.55
Ski-Doo™						
760-9001	414-3550-00	1.04	1.75	0.06	0.50	0.67
760-9015	517-1821-00	1.24	2.19	0.09	0.63	0.47
760-9004	420-9387-95	1.02	2.30	0.09	0.52	0.39
Yamaha™						
760-9000	0123-321	0.91	1.77	0.08	0.49	0.43
760-9010	821-14773-00	1.16	3.84	0.08	0.47	0.55
760-9011	90506-16076-00, 90506-16494-00 & 90506-14207-00	6.38	9.17	0.06	0.41	4.02
760-9012	90506-20272-00	1.49	3.87	0.12	0.47	0.71
760-9013	90506-16130-00	8.15	10.83	0.06	0.40	5.00
Universal™						
760-9000		0.91	1.77	0.08	0.49	0.43
760-9002		1.56	2.20	0.09	0.61	0.67
760-9008		3.39	4.39	0.08	0.63	1.65

EMGO EXHAUST SPRINGS

Heavy Duty exhaust springs, in black. **Sold in pairs**

Length	Part No.	Code	Keyword
57mm	76-00100	B	16B
75mm	76-00101	B	16B
83mm	76-00102	B	16B
90mm	76-00103	B	16B



EMGO

TERMS & INDEX

NEW

HELMETS

HELMET ACCESSORIES

APPAREL

ACCESSORIES

TRACKS & SUSPENSION

STEERING

TRANS MISSION

PLOW & WINCH

WIND SHIELDS

BRAKES & CARB.

ENGINE PARTS

ELECTRICAL

TRAILER

CHEMICALS

TECH & TOOLS

P.O.P

EXHAUST SPRING TOOLS



UNIVERSAL

Part No.	Code	Keyword
760-9100	B	17



UNIVERSAL

Part No.	Code	Keyword
760-9101	B	17

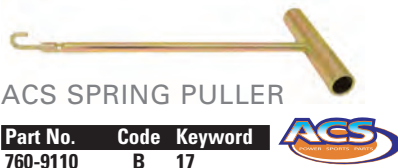
Coated fat handle, nickel chrome plated hook.



UNIVERSAL

Part No.	Code	Keyword
760-9102	B	17

Rubber coated handle. Has a push/pull design



ACS SPRING PULLER

Part No.	Code	Keyword
760-9110	B	17

This spring tool will remove exhaust pipe springs, tank or seat holding springs, cotter pins and many other hard to access parts.



ACS SPRING PULLER

This spring tool will remove exhaust pipe springs, tank or seat holding springs, cotter pins and many other hard to access parts. 17" Long version

Part No.	Code	Keyword
760-9111	B	17



WOODY'S EXHAUST SPRING TOOL PUSH/PULL

Part No	Code	Keyword
760-9103	C	17



GGB SPRING PULLER

Stainless steel 10" T-handle spring puller for a secure, comfortable grip. Long enough to get into those hard to reach places, tough enough to last a lifetime. Won't bend like mild steel.

Part No	Code	Keyword
760-9120	C	17

BALL JOINT ASSEMBLIES

- 1-5/8" Inside Diameter
- Heavy Duty Construction
- .050" Thickness
- 1-3/4" Outside Diameter

Part No.	Code	Keyword
760-9020	B	16B



- 1-7/8" Inside Diameter
- Heavy Duty Construction
- .050" Thickness
- 2" Outside Diameter

Part No.	Code	Keyword
760-9021	B	16B



EXHAUST GROMMET



Part No.	Code	Keyword
762-9030	B	16B

OEM# 570-1406-00
 ID: 41/60mm, OD: 63/92mm, H: 56mm
 Material: Rubber

Model	Year
Moto-Ski™	
FUTURA 400	1977
FUTURE 440	1976-79
MS-F 340, 440	1973
SONIC 340	1975, 77
SPIRIT 250	1976-83
Ski-Doo™	
ELAN	1971-96
EVEREST 340	1977-78
EVEREST 440	1974-78
NORDIC 399	1971
OLYMPIQUE 300	1971-74
OLYMPIQUE 335	1971-72
OLYMPIQUE 340	1973-74
OLYMPIQUE 399	1971-72
OLYMPIQUE 400	1973-74
OLYMPIQUE 440	1974
RV 340	1977
SKANDIC 335	1971, 73
TNT 292	1971-72
TNT 294	1973
TNT 340	1971-78
TNT 440	1973-78

EXHAUST RUBBER MOUNT



Part No.	Code	Keyword
762-9031	B	16B

Model
Moto-Ski™
OEM # 101189 / 540-1011-89 / 570-1205-00
ALL Models 1974-82
Ski-Doo™
OEM# 570-1205-00
ALL Models 1973-84



GROMMET



Part No.	Code	Keyword
682-3000	B	16

OEM# 570-2739-00, 707-8003-47
 • O.D.:27.7 / 17.1mm, I.D.:12.8mm, H:15.2mm
 10 Pack

Model	Year
Ski-Doo™	
MANY Models	1999-11

OIL TANK/AIR INTAKE GROMMET



Part No.	Code	Keyword
682-1050	B	16

OEM# 570-0230-00
 • O.D.:29 / 22mm X I.D.:16mm X H:13mm.
 10 Pack

Model	Year
Ski-Doo™	
MANY Models	1999-11

EXHAUST HEADER JOINTS

See Pages 852-859 for Applications



TERMS & INDEX

NEW

HELMETS

HELMET ACCESSORIES

APPAREL

ACCESSORIES

TRACKS & SUSPENSION

STEERING

TRANS MISSION

PLOW & WINCH

WIND SHIELDS

BRAKES & CARB.

ENGINE PARTS

ELECTRICAL

TRAILER

CHEMICALS

TECH & TOOLS

P.O.P



Part No. Code Keyword
761-2000 B 16B



Part No. Code Keyword
761-2001 B 16B



Part No. Code Keyword
761-2002 B 16B



Part No. Code Keyword
761-2003 B 16B



Part No. Code Keyword
761-2004 B 16B



Part No. Code Keyword
762-2000 B 16B



Part No. Code Keyword
762-2001 B 16B



Part No. Code Keyword
762-2002 B 16B



Part No. Code Keyword
762-2003 B 16B



Part No. Code Keyword
762-2004 B 16B



Part No. Code Keyword
762-2005 B 16B



Part No. Code Keyword
762-2006 B 16



Part No. Code Keyword
763-2000 B 16B



Part No. Code Keyword
763-2002 B 16B



Part No. Code Keyword
763-2003 B 16B



Part No. Code Keyword
763-2004 B 16B



Part No. Code Keyword
763-2005 B 16B



Part No. Code Keyword
763-2006 B 16B



Part No. Code Keyword
763-2007 B 16B



Part No. Code Keyword
763-2008 B 16B



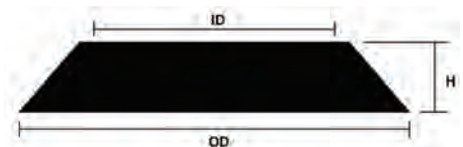
Part No. Code Keyword
764-2000 B 16B



Part No. Code Keyword
764-2001 B 16B



Part No. Code Keyword
764-2002 B 16



NOTE : ALL MEASUREMENTS ARE IN MM

Part No.	OEM #	I.D.	O.D.	H	LOCATION
761-2000	1612-014	67	85	17	Between Exhaust Manifold and Pipe
761-2001	1612-323	44.5	66	13	Between Pipe & Silencer
761-2002	0612-993	48	66	13	Between Pipe & Silencer
761-2003	2612-059	67	86	20	Between Exhaust Manifold and Pipe
761-2004	1612-066	41.5	67	13.5	Between Pipe & Silencer
762-2000	514-0536-77	57	75	19	Between Pipe & Silencer
762-2001	514-0538-12	48	68	16	Between Pipe & Silencer
762-2002	514-0534-87	65.2	82.2	12	Between Exhaust Manifold and Pipe
762-2003	514-0548-07	32.5	36.3/42	12.3	Between Pipe & Silencer and, Between Pipe & Manifold
762-2004	514-0552-94	45	55.5/64	16.5	Between Pipe & Silencer and, Between Pipe & Manifold
762-2005	707-6010-33	45	59	16	Between Pipe & Silencer and, Between Pipe & Manifold
762-2006	514-0536-44	56.3	71.8	16	Between Pipe & Manifold
763-2000	8DF-14623-00-00	48.5	58.5	13.5	Between Exhaust Manifold and Pipe
763-2002	8CA-14714-00-00	61	75	13.5	Between Exhaust Manifold and Pipe
763-2003	8AB-14714-01-00	48.5	58.5	13.5	Between Pipe & Silencer
763-2004	8EK-14714-00-00	67	80	14	Between Pipe & Silencer
763-2005	8GC-14623-00-00	38	46	10	Between Exhaust Manifold and Pipe
763-2006	8DF-14714-10-00	28.5	38	32	Between Pipe & Silencer
763-2007	8FA-14623-00-00	35	43	10	Between Exhaust Manifold and Pipe
763-2008	8DF-14714-00-00	28.5	38	11	Between Pipe & Silencer
764-2000	3610046	64	78	14	Between Exhaust Manifold and Pipe
764-2001	3610224	66.4	69.7/78.2	15.8	Between Pipe & Silencer and, Between Pipe & Manifold
764-2002	3610299	70	85.4	18	Between Pipe & Manifold

EXHAUST HEADER JOINTS

CODE = B

KEYWORD = 16B



See Page 851 for Photos and Code

	Model	Year	Between Exhaust Manifold & Pipe		Between Pipe & Silencer	
			Part No.	OEM No.	Part No.	OEM No.
	Arctic Cat™					
NEW	440 SNO PRO L/C	2003, 05-06	761-2000	1612-014		0612-693
	500 SNO PRO	2010-14	761-2003	2612-059	761-2004	1612-066
	600 SNO PRO	2008	761-2000	1612-014	761-2001	1612-323
	600 SNO PRO	2009-10	761-2003	2612-059	761-2001	1612-323
HELMETS	600 SNO PRO	2011-14		2612-615	761-2001	1612-323
	AC SNO PRO MOD	2005	761-2000	1612-014		0612-693
	ARCTIC CAT 440 SNO PRO / INT'L	2004	761-2000	1612-014		0612-693
	BEARCAT 570 / INT'L	2004-05		0612-131	761-2004	1612-066
HELMET ACCESSORIES	BEARCAT 2000 XT	2015-20		0612-131	761-2001	1612-323
	BEARCAT 570 LONG TRACK / INT'L	2006		0612-131	761-2004	1612-066
	BEARCAT 570 LONG TRACK / INT'L	2007-08		0612-131	761-2001	1612-323
	BEARCAT 570 XT	2009-14		0612-131	761-2001	1612-323
	BEARCAT WIDE TRACK TURBO (ALL OPTIONS)	2006-08		N/A	761-2001	1612-323
APPAREL	BEARCAT Z1 (ALL OPTIONS)	2009-14	761-2003	2612-059	761-2003	2612-059
	BLAST 4000 LT / M / ZR	2021			761-2004	1612-066
	CF1000 (ALL OPTIONS)	2009	761-2004	2612-060	761-2002	0612-993
ACCESSORIES	CF6 EFI	2009-11	761-2003	2612-059	761-2001	1612-323
	CFR1000	2010-11	761-2003	2612-059	761-2002	0612-993
	CFR8	2009	762-2000	2612-061	761-2001	1612-323
	CFR8	2010-11	761-2003	2612-059	761-2001	1612-323
	CROSSFIRE 1000 EFI (ALL OPTIONS)	2007-08	761-2003	2612-059	761-2002	0612-993
TRACKS & SUSPENSION	CROSSFIRE 500 EFI / INT'L	2007-08	761-2003	2612-059		0612-693
	CROSSFIRE 600 EFI (ALL OPTIONS)	2006-08	761-2000	1612-014	761-2001	1612-323
	CROSSFIRE 700 EFI (ALL OPTIONS)	2006	761-2000	1612-014	761-2001	1612-323
	CROSSFIRE 800 EFI (ALL OPTIONS)	2007-08	761-2003	2612-059	761-2001	1612-323
STEERING	F5 EFI (ALL OPTIONS)	2007-14	761-2003	2612-059	761-2004	1612-066
	F570	2009-14		0612-131	761-2001	1612-323
	F570 / INT'L	2008		0612-131	761-2001	1612-323
	F6 EFI (ALL OPTIONS)	2007-11	761-2003	2612-059	761-2001	1612-323
TRANS MISSION	F8 EFI (ALL OPTIONS)	2007-11	761-2003	2612-059	761-2001	1612-323
	F 800 (ALL OPTIONS)	2012-13	761-2003	2612-059		1612-619
	F1000 EFI (ALL OPTIONS)	2007-09	761-2003	2612-059	761-2002	0612-993
	FIRECAT 500 (ALL OPTIONS)	2003-06	761-2000	1612-014		0612-693
	FIRECAT 600	2004	761-2000	1612-014	761-2001	1612-323
PLOW & WINCH	FIRECAT 600 EFI (ALL OPTIONS)	2004-06	761-2000	1612-014	761-2001	1612-323
	FIRECAT 700	2004-06	761-2000	1612-014	761-2001	1612-323
	FIRECAT 700 EFI (ALL OPTIONS)	2004-06	761-2000	1612-014	761-2001	1612-323
	JAGUAR Z1 1100 EFI (ALL OPTIONS)	2007-08	761-2003	2612-059	761-2003	2612-059
WIND SHIELDS	KING CAT 900	2004-05	761-2000	1612-014		1612-619
	KING CAT 900 EFI	2005-06	761-2000	1612-014	761-2002	0612-993
	LYNX 2000 /LT	2015-20		0612-131	761-2001	1612-323
	M5 (ALL OPTIONS)	2005	761-2000	1612-014		0612-693
BRAKES & CARB.	M5 EFI / INT'L	2006	761-2000	1612-014	761-2001	1612-323
	M6 EFI (ALL OPTIONS)	2005-07	761-2000	1612-014	761-2001	1612-323
	M6 EFI (ALL OPTIONS)	2010-11	761-2003	2612-059	761-2001	1612-323
	M 6000 (ALL OPTIONS)	2014-17		2612-615	761-2001	1612-323
ENGINE PARTS	M 6000 (ALL OPTIONS)	2018-20		2612-615	761-2004	1612-066
	M7 153" / CT	2006	761-2000	1612-014	761-2001	1612-323
	M7 EFI (ALL OPTIONS)	2005-06	761-2000	1612-014	761-2001	1612-323
	M8 EFI (ALL OPTIONS)	2007-11	761-2003	2612-059	761-2001	1612-323
	M 800 (ALL OPTIONS)	2012-13	761-2003	2612-059		1612-619
ELECTRICAL	M 8000 (ALL OPTIONS)	2014-21	761-2003	2612-059		1612-619
	M 1000 EFI (ALL OPTIONS)	2007-11	761-2003	2612-059	761-2002	0612-993
	MOUNTAIN CAT 500	2002	761-2000	1612-014	761-2004	1612-066
	MOUNTAIN CAT 500 EFI / INT'L	2001	761-2000	1612-014		0612-693
TRAILER	MOUNTAIN CAT 570	2002-03		0612-131	761-2004	1612-066
	MOUNTAIN CAT 600 EFI (ALL OPTIONS)	2001-04	761-2000	1612-014	761-2001	1612-323
	MOUNTAIN CAT 600 VEV	2001	761-2000	1612-014	761-2001	1612-323
	MOUNTAIN CAT 800 / LE	2001-02	761-2000	1612-014	761-2002	0612-993
CHEMICALS	MOUNTAIN CAT 800 EFI (ALL OPTIONS)	2002-04	761-2000	1612-014	761-2002	0612-993
	MOUNTAIN CAT 900 (ALL OPTIONS)	2003-04	761-2000	1612-014		1612-619
	MOUNTAIN CAT 900 EFI	2004	761-2000	1612-014	761-2002	0612-993
	NORSEMAN 6000 (ALL OPTIONS)	2018-19		2612-615	761-2004	1612-066
TECH & TOOLS	NORSEMAN 8000 (ALL OPTIONS)	2019-21	761-2003	2612-059		1612-619
	PANTERA 600 EFI	2004-05	761-2000	1612-014	761-2001	1612-323
	PANTERA 600 EFI ESR / INT'L	2002-03	761-2000	1612-014	761-2001	1612-323
	PANTERA 6000	2018-19		2612-615	761-2004	1612-066
	PANTERA 800 EFI	2004	761-2000	1612-014	761-2002	0612-993
P.O.P	PANTERA 800 EFI ESR / INT'L	2002-03	761-2000	1612-014	761-2002	0612-993
	PANTHER 570 / INT'L	2002-06		0612-131	761-2004	1612-066
	PANTHER 570 / INT'L	2007		0612-131	761-2001	1612-323
	PANTHER 570 ESR / INT'L	2002-03		0612-131	761-2004	1612-066
	PANTHER 570 R	2002		0612-131	761-2004	1612-066
	POWDER SPECIAL 2K	2000	761-2000	1612-014	761-2002	0612-993
	POWDER SPECIAL 500 EFI / LE	1999-00	761-2000	1612-014		0612-693

EXHAUST HEADER JOINTS

CODE = B

KEYWORD = 16B



See Page 851 for Photos and Code

Model	Year	Between Exhaust Manifold & Pipe		Between Pipe & Silencer	
		Part No.	OEM No.	Part No.	OEM No.
Arctic Cat™					
POWDER SPECIAL 600	1999-00	761-2000	1612-014		0612-693
POWDER SPECIAL 600 LE	2000	761-2000	1612-014	761-2002	0612-993
POWDER SPECIAL 700 / LE	1999-00	761-2000	1612-014	761-2002	0612-993
RIOT 6000	2020-21		2612-615	761-2004	1612-066
RIOT X 8000	2020-21	761-2003	2612-059		1612-619
RIOT 8000	2020	761-2003	2612-059		1612-619
SABERCAT 500	2004-05	761-2000	1612-014		0612-693
SABERCAT 500 EFI / LX / INT'L	2006	761-2000	1612-014	761-2001	1612-323
SABERCAT 500 LX	2004-05	761-2000	1612-014		0612-693
SABERCAT 600 / LX	2004	761-2000	1612-014	761-2001	1612-323
SABERCAT 600 EFI (ALL OPTIONS)	2004-06	761-2000	1612-014	761-2001	1612-323
SABERCAT 700 EFI (ALL OPTIONS)	2004-06	761-2000	1612-014	761-2001	1612-323
T500 TOURING	2009	761-2003	2612-059	761-2004	1612-066
T570 / INT'L	2008		0612-131	761-2001	1612-323
T570 TOURING	2009-13		0612-131	761-2001	1612-323
T660 TURBO (ALL OPTIONS)	2004-07		-	761-2001	1612-323
TZ1 TOURING (ALL OPTIONS)	2008-14	761-2003	2612-059	761-2003	2612-059
XF 6000	2016-19		2612-615	761-2001	1612-323
XF 6000	2018-19		2612-615	761-2004	1612-066
XF 800 (ALL OPTIONS)	2012-13	761-2003	2612-059		1612-619
XF 8000 (ALL OPTIONS)	2014-19	761-2003	2612-059		1612-619
Z1 1100 EFI	2010-12	761-2003	2612-059	761-2003	2612-059
Z 570 (ALL OPTIONS)	2002-06		0612-131	761-2004	1612-066
Z 570 / LX	2007		0612-131	761-2001	1612-323
ZL 500	1998-00	761-2000	1612-014		0612-693
ZL 500	2002	761-2000	1612-014	761-2004	1612-066
ZL 500 EFI	1999-01	761-2000	1612-014		0612-693
ZL 500 INT'L	2000	761-2000	1612-014		0612-693
ZL 600	1999	761-2000	1612-014		0612-693
ZL 600	2000	761-2000	1612-014	761-2002	0612-993
ZL 600 EFI (ALL OPTIONS)	2000-03	761-2000	1612-014		0612-693
ZL 700	2000	761-2000	1612-014	761-2002	0612-993
ZL 800 EFI ESR / SS	2002-03	761-2000	1612-014	761-2002	0612-993
ZL 800 ESR	2001	761-2000	1612-014	761-2002	0612-993
ZR 2K	2000	761-2000	1612-014	761-2002	0612-993
ZR 440 SNO PRO, INTL	2002	761-2000	1612-014		0612-693
ZR 500	1998-01	761-2000	1612-014		0612-693
ZR 500	2002	761-2000	1612-014	761-2004	1612-066
ZR 500 CC	2002	761-2000	1612-014	761-2004	1612-066
ZR 500 EFI (ALL OPTIONS)	1999-01	761-2000	1612-014		0612-693
ZR 500 INT'L	2001	761-2000	1612-014		0612-693
ZR 500 LE	2002	761-2000	1612-014	761-2004	1612-066
ZR 500 LE	1999	761-2000	1612-014		0612-693
ZR 5000 (ALL OPTIONS)	2014	761-2003	2612-059		1612-619
ZR 600	2000	761-2000	1612-014	761-2002	0612-993
ZR 600	2001-02	761-2000	1612-014	761-2001	1612-323
ZR 600	1999	761-2000	1612-014		0612-693
ZR 600 EFI	1999-00	761-2000	1612-014		0612-693
ZR 600 EFI	2001-02	761-2000	1612-014	761-2001	1612-323
ZR 600 EFI CC	2001-02	761-2000	1612-014	761-2001	1612-323
ZR 600 EFI INT'L	2000	761-2000	1612-014		0612-693
ZR 600 INT'L	2001	761-2000	1612-014	761-2001	1612-323
ZR 600 LE	1999	761-2000	1612-014		0612-693
ZR 600 VEV	2001	761-2000	1612-014	761-2001	1612-323
ZR 6000 (ALL OPTIONS)	2014-17		2612-615	761-2001	1612-323
ZR 6000 (ALL OPTIONS)	2018-21		2612-615	761-2004	1612-066
ZR 6000 (XC)	2014-19		2612-615	761-2001	1612-323
ZR 700	1999-00	761-2000	1612-014	761-2002	0612-993
ZR 800	2001-02	761-2000	1612-014	761-2002	0612-993
ZR 800 EFI (ALL OPTIONS)	2002-03	761-2000	1612-014	761-2002	0612-993
ZR 800 INT'L	2001	761-2000	1612-014	761-2002	0612-993
ZR 800 LE	2001	761-2000	1612-014	761-2002	0612-993
ZR 8000(ALL OPTIONS)	2014-21	761-2003	2612-059		1612-619
ZR 900 / SNO PRO	2003, 05	761-2000	1612-014		1612-619
ZR 900 EFI / SNO PRO	2005-06	761-2000	1612-014	761-2002	0612-993
Polaris™					
440 IQ	2005-07	764-2000	3610046		-
440 PRO X	2001-03	764-2000	3610046		-
440 PRO X	2001	764-2000	3610046		3610047
440 PRO XR	2004	764-2000	3610046		-
440 XC SP	2000	764-2000	3610046		3610047
440 XCR	1997-99	764-2000	3610046		-
440 XCR SP	1999	764-2000	3610046		3610047
500 CLASSIC	2003	764-2000	3610046		-
500 RMK	2000-02	764-2000	3610046		-

TERMS & INDEX

NEW

HELMETS

HELMET ACCESSORIES

APPAREL

ACCESSORIES

TRACKS & SUSPENSION

STEERING

TRANS MISSION

PLOW & WINCH

WIND SHIELDS

BRAKES & CARB.

ENGINE PARTS

ELECTRICAL

TRAILER

CHEMICALS

TECH & TOOLS

P.O.P

EXHAUST HEADER JOINTS

CODE = B

KEYWORD = 16B



See Page 851 for Photos and Code

TERMS & INDEX

NEW

HELMETS

HELMET ACCESSORIES

APPAREL

ACCESSORIES

TRACKS & SUSPENSION

STEERING

TRANS MISSION

PLOW & WINCH

WIND SHIELDS

BRAKES & CARB.

ENGINE PARTS

ELECTRICAL

TRAILER

CHEMICALS

TECH & TOOLS

P.O.P

Model	Year	Between Exhaust Manifold & Pipe		Between Pipe & Silencer	
		Part No.	OEM No.	Part No.	OEM No.
Polaris™					
500 SKS EURO	2000-02	764-2000	3610046	-	-
500 XC	1999-02	764-2000	3610046	-	-
500 XC EDGE / F/O	2003	764-2000	3610046	-	-
500 XC SP (ALL OPTIONS)	1999-07	764-2000	3610046	-	-
600 AXYS INDY ADVENTURE	2021	764-2000	3610046	-	5211688
600 AXYS INDY XC	2021	764-2000	3610046	-	5211688
600 AXYS PRO RMK	2016-21	764-2000	3610046	-	5211688
600 AXYS SWITCHBACK ASSAULT	2021	764-2000	3610046	-	5211688
600 CLASSIC	2003-06	764-2000	3610046	-	-
600 CLASSIC EDGE	2001	764-2000	3610046	-	-
600 CLASSIC TOURING	2001-04	764-2000	3610046	-	-
600 CLEANFIRE SWITCHBACK	2007	764-2000	3610046	-	-
600 DRAGON SP/ES EURO	2009	764-2000	3610046	-	-
600 EDGE TOURING	2005-06	764-2000	3610046	-	-
600 HO (ALL OPTIONS)	2006-07	764-2000	3610046	-	-
600 INDY 129 XCR	2020-21	764-2000	3610046	-	5211688
600 INDY ADVENTURE	2020	764-2000	3610046	-	5211688
600 INDY SP/ES/INTL (ALL OPTIONS)	2013-21	764-2000	3610046	-	5211688
600 INDY XC	2019-20	764-2000	3610046	-	5211688
600 IQ (ALL OPTIONS)	2008-16	764-2000	3610046	-	-
600 PRO RMK 155	2012-15	764-2000	3610046	-	5211688
600 PRO X	2001-04	764-2000	3610046	-	-
600 PRO-RIDE RUSH	2010	764-2000	3610046	-	5211688
600 RACER	2018-20	764-2000	3610046	-	5211688
600 RMK (ALL)	1998-05	764-2000	3610046	-	-
600 RMK 144/155	2007-21	764-2000	3610046	-	5211688
600 RR	2008-09	764-2000	3610046	-	-
600 RUSH PRO R ALL OPTIONS	2011-14	764-2000	3610046	-	5211688
600 RUSH PRO S/X	2015-20	764-2001	3610224	-	5211688
600 RUSH XCR	2017-19	764-2000	3610046	-	5211688
600 RUSH/ES ALL OPTIONS	2011-14	764-2000	3610046	-	5211688
600 SWITCH BACK ASSAULT	2014-20	764-2000	3610046	-	5211688
600 SWITCHBACK	2004-05	764-2000	3610046	-	5211688
600 SWITCHBACK ADVENTURE	2015-19	764-2001	3610224	-	5211688
600 SWITCHBACK EX/LX	2010	764-2000	3610046	-	-
600 SWITCHBACK PRO S/X	2015-16	764-2001	3610224	-	5211688
600 SWITCHBACK PRO S/X	2017-21	764-2000	3610046	-	5211688
600 SWITCHBACK PRO-R	2012-14	764-2000	3610046	-	5211688
600 SWITCHBACK XCR	2018-21	764-2000	3610046	-	5211688
600 SWITCHBACK/DRAGON/EURO	2008-10	764-2000	3610046	-	-
600 SWITCHBACK/ES	2012-14	764-2000	3610046	-	5211688
600 TOURING	2000	764-2000	3610046	-	-
600 VOYAGER	2014-21	764-2000	3610046	-	5211688
600 XC	1996, 99-00	764-2000	3610046	-	-
600 XC EDGE F/O	2003	764-2000	3610046	-	-
600 XC SP (ALL OPTIONS)	1999-05	764-2000	3610046	-	-
650 MATRYX INDY VR1	2021	764-2000	3610046	-	5211688
650 MATRYX INDY XC	2021	764-2000	3610046	-	5211688
650 MATRYX SWITCHBACK ASSAULT	2021	764-2000	3610046	-	5211688
700 CLASSIC	2001-04	764-2000	3610046	-	-
700 CLASSIC TOURING	2003-04	764-2000	3610046	-	-
700 CLEANFIRE DRAGON/EURO	2007	764-2000	3610046	-	-
700 EDGE RMK CC BUILT BEFORE 1/01/02	2003	764-2000	3610046	-	-
700 EV XC SP EDGE	2001	764-2000	3610046	-	-
700 IQ / DRAGON	2008	764-2000	3610046	-	-
700 PRO X	2003-04	764-2000	3610046	-	-
700 RMK	1997-05	764-2000	3610046	-	-
700 RMK	2008-09	764-2000	3610046	-	-
700 SKS	1997-03	764-2000	3610046	-	-
700 SWITCHBACK	2004	764-2000	3610046	-	-
700 SWITCHBACK/DRAGON SWITCHBACK ALL	2008	764-2000	3610046	-	-
700 XC	1997-99	764-2000	3610046	-	-
700 XC DELUXE	2000	764-2000	3610046	-	-
700 XC EDGE F/O	2003-04	764-2000	3610046	-	-
700 XC SP (ALL OPTIONS)	1999-03, 05	764-2000	3610046	-	-
800 AXYS PRO RMK	2016-20	764-2001	3610224	-	5211688
800 AXYS RMK ASSAULT	2017-19	764-2001	3610224	-	5211688
800 AXYS SKS	2016-19	764-2001	3610224	-	5211688
800 CLASSIC	2004	764-2000	3610046	-	-
800 CLASSIC TOURING	2003-04	764-2000	3610046	-	-
800 EDGE TOURING	2005	764-2000	3610046	-	-
800 INDY SP/ES/INTL ALL OPTIONS	2014-16	764-2000	3610046	-	5211688
800 LE	2001	764-2000	3610046	-	-
800 PRO X	2003-04	764-2000	3610046	-	-
800 PRO XR	2004	764-2000	3610046	-	-

EXHAUST HEADER JOINTS

CODE = B

KEYWORD = 16B



See Page 851 for Photos and Code

Model	Year	Between Exhaust Manifold & Pipe		Between Pipe & Silencer	
		Part No.	OEM No.	Part No.	OEM No.
Polaris™					
800 RMK (ALL OPTIONS)	2000-05	764-2000	3610046	-	-
800 RMK ASSAULT	2016	764-2001	3610224	-	5211688
800 RUSH PRO S/X	2015-19	764-2001	3610224	-	5211688
800 RUSH XCR	2017-19	764-2000	3610046	-	5211688
800 SKS	2003	764-2000	3610046	-	-
800 SWITCHBACK	2004-05	764-2000	3610046	-	-
800 SWITCHBACK ADVENTURE	2016-19	764-2001	3610224	-	5211688
800 SWITCHBACK PRO S/X	2015-19	764-2001	3610224	-	5211688
800 SWITCHBACK XCR	2018, 20	764-2001	3610224	-	5211688
800 XC EDGE F/O	2003-04	764-2000	3610046	-	-
800 XC SP (ALL OPTIONS)	2001-05	764-2000	3610046	-	-
850 AXYS INDY XC	2021	764-2002	3610299	-	3610047
850 AXYS PRO RMK	2019-21	764-2002	3610299	-	3610047
850 AXYS SKS	2019-20	764-2002	3610299	-	3610047
850 AXYS SWITCHBACK ASSAULT	2021	764-2002	3610299	-	3610047
850 INDY ADVENTURE	2020-21	764-2002	3610299	-	3610047
850 INDY XC	2019-20	764-2002	3610299	-	3610047
850 INDY XCR	2020-21	764-2002	3610299	-	3610047
850 MATRYX INDY VR1	2021	764-2002	3610299	-	3610047
850 MATRYX INDY XC	2021	764-2002	3610299	-	3610047
850 MATRYX SWITCHBACK ASSAULT	2021	764-2002	3610299	-	3610047
850 PRO RMK	2019-20	764-2002	3610299	-	3610047
850 RMK KHAOS	2020-21	764-2002	3610299	-	3610047
850 RUSH PRO S	2019-20	764-2002	3610299	-	3610047
850 RUSH XCR	2019-20	764-2002	3610299	-	3610047
850 SKS	2019-21	764-2002	3610299	-	3610047
850 SWITCHBACK ASSAULT	2019-20	764-2002	3610299	-	3610047
850 SWITCHBACK PRO S	2019-21	764-2002	3610299	-	3610047
850 SWITCHBACK XCR	2019-21	764-2002	3610299	-	3610047
DRAGON RMK/INTL	2007	764-2000	3610046	-	-
EURO 700 SKS	1997, 00	764-2000	3610046	-	-
EURO 700 XC	1998	764-2000	3610046	-	-
EURO ULTRA	1997	764-2000	3610046	-	-
EURO ULTRA SKS	1996	764-2000	3610046	-	-
EURO ULTRA SP	1996	764-2000	3610046	-	-
EURO ULTRA TOURING	1997-98	764-2000	3610046	-	-
EUROPEAN 600 SKS	1999	764-2000	3610046	-	-
EUROPEAN 700 SKS	1999	764-2000	3610046	-	-
IQ SHIFT/EURO	2008	764-2000	3610046	-	-
ULTRA	1997-98	764-2000	3610046	-	-
ULTRA RMK	1996	764-2000	3610046	-	-
ULTRA SKS	1996	764-2000	3610046	-	-
ULTRA SP	1996-97	764-2000	3610046	-	3610049
ULTRA TOURING	1997-98	764-2000	3610046	-	-
Ski-Doo™					
BACKCOUNTRY 600 EFI SPORT	2021	762-2002	514-0534-87	762-2004	514-0552-94
BACKCOUNTRY 600R ETEC	2019-20	762-2002	514-0534-87	762-2004	514-0552-94
BACKCOUNTRY 850 ETEC	2019-20	762-2002	514-0534-87	762-2004	514-0552-94
EXPEDITION 4-TEC	2004	762-2005	707-6010-33	762-2005	707-6010-33
EXPEDITION 600 ACE	2011-19	762-2003	514-0548-07	762-2003	514-0548-07
EXPEDITION 600 EFI SPORT	2021	762-2002	514-0534-87	762-2004	514-0552-94
EXPEDITION 600 HO SDI	2005-06	762-2002	514-0534-87	762-2000	514-0536-77
EXPEDITION 600 HO SDI TUV/SE	2007-08	762-2002	514-0534-87	762-2000	514-0536-77
EXPEDITION 600 LE/SE	2011-17	762-2002	514-0534-87	-	514-0541-74
EXPEDITION 600HO ETEC LE/SE	2011-19	762-2002	514-0534-87	-	514-0541-74
EXPEDITION 600R ETEC LE/SE	2020-21	762-2002	514-0534-87	762-2004	514-0552-94
EXPEDITION 600R ETEC SWT	2021	762-2002	514-0534-87	762-2004	514-0552-94
EXPEDITION 800R ETEC	2016-17	762-2002	514-0534-87	-	514-0541-74
EXPEDITION 800R ETEC	2018	762-2002	514-0534-87	762-2001	514-0538-12
EXPEDITION XTREME 850 ETEC	2020-21	762-2002	514-0534-87	762-2004	514-0552-94
EXPEDITION LE/SE/SPORT 900 ACE	2014-19	762-2005	707-6010-33	762-2005	707-6010-33
EXPEDITION SPORT 550F	2005-19	762-2006	514-0536-44	-	-
EXPEDITION TUV 1300	2007	762-2005	707-6010-33	762-2005	707-6010-33
EXPEDITION V-1000	2005-06	762-2005	707-6010-33	762-2005	707-6010-33
FREERIDE 800 137,146, 154	2012-17	762-2002	514-0534-87	-	514-0541-74
FREERIDE 850 ETEC	2018-21	762-2002	514-0534-87	762-2004	514-0552-94
FREESTYLE BACKCOUNTRY 550F	2007-07	762-2006	514-0536-44	-	-
FREESTYLE PARK 550F	2007-08	762-2006	514-0536-44	-	-
FREESTYLE SESSION 550F	2007	762-2006	514-0536-44	-	-
GRAND TOURING 550F	2003	762-2006	514-0536-44	-	-
GRAND TOURING 600 ACE	2020	762-2003	514-0548-07	762-2005	707-6010-33
GRAND TOURING 600HO ETEC	2010-18	762-2002	514-0534-87	-	514-0541-74
GRAND TOURING 600R ETEC	2019-20	762-2002	514-0534-87	762-2004	514-0552-94
GRAND TOURING 700	2003	762-2002	514-0534-87	-	-
GRAND TOURING 800 SDI SE	2003	762-2002	514-0534-87	762-2000	514-0536-77

TERMS & INDEX

NEW

HELMETS

HELMET ACCESSORIES

APPAREL

ACCESSORIES

TRACKS & SUSPENSION

STEERING

TRANS MISSION

PLOW & WINCH

WIND SHIELDS

BRAKES & CARB.

ENGINE PARTS

ELECTRICAL

TRAILER

CHEMICALS

TECH & TOOLS

P.O.P

EXHAUST HEADER JOINTS

CODE = B

KEYWORD = 16B



See Page 851 for Photos and Code

TERMS & INDEX

NEW

HELMETS

HELMET ACCESSORIES

APPAREL

ACCESSORIES

TRACKS & SUSPENSION

STEERING

TRANS MISSION

PLOW & WINCH

WIND SHIELDS

BRAKES & CARB.

ENGINE PARTS

ELECTRICAL

TRAILER

CHEMICALS

TECH & TOOLS

P.O.P

Model	Year	Between Exhaust Manifold & Pipe		Between Pipe & Silencer	
		Part No.	OEM No.	Part No.	OEM No.
Ski-Doo™					
GRAND TOURING LE 900 ACE	2014-20	762-2005	707-6010-33	762-2005	707-6010-33
GRAND TOURING SPORT 550F	2010-14	762-2006	514-0536-44	-	-
GRAND TOURING SPORT 600	2010-14	762-2002	514-0534-87	762-2001	514-0538-12
GRAND TOURING SPORT 600	2015-17	762-2002	514-0534-87	-	514-0541-74
GRAND TOURING SPORT 600 ACE	2011-19	762-2003	514-0548-07	762-2003	514-0548-07
GRAND TOURING V-1000	2003	762-2005	707-6010-33	762-2005	707-6010-33
GSX 500 SS	2004-06	762-2002	514-0534-87	762-2001	514-0538-12
GSX 500 SS SPORT	2007-09	762-2002	514-0534-87	762-2001	514-0538-12
GSX 550F	2005-10	762-2006	514-0536-44	-	-
GSX 600 HO	2004-05	762-2002	514-0534-87	762-2001	514-0538-12
GSX 600 HO SDI	2004-06	762-2002	514-0534-87	762-2001	514-0538-12
GSX 600 HO SDI SPORT	2007	762-2002	514-0534-87	762-2001	514-0538-12
GSX 800 HO	2004-06	762-2002	514-0534-87	762-2001	514-0538-12
GSX LE 900 ACE	2014-15	762-2005	707-6010-33	762-2005	707-6010-33
GSX LE/SE 600 HO/XP ETEC	2009-15	762-2002	514-0534-87	-	514-0541-74
GSX LTD 600 HO SDI	2007-08	762-2002	514-0534-87	762-2001	514-0538-12
GSX LTD 600 HO SDI TOURING	2008	762-2002	514-0534-87	762-2001	514-0538-12
GSX LTD 800 HO PTEK	2007	762-2002	514-0534-87	762-2001	514-0538-12
GSX LTD 800R	2008	762-2002	514-0534-87	-	514-0541-74
GSX SE 800RETEC XR	2012-14	762-2002	514-0534-87	-	514-0541-74
GSX SPORT 600	2010	762-2002	514-0534-87	762-2001	514-0538-12
GTX 500 SS	2005-06	762-2002	514-0534-87	762-2001	514-0538-12
GTX 500 SS SPORT	2007-08	762-2002	514-0534-87	762-2001	514-0538-12
GTX 550F	2005-09	762-2006	514-0536-44	-	-
GTX 600 HO	2005	762-2002	514-0534-87	762-2001	514-0538-12
GTX 600 HO SDI	2005-06	762-2002	514-0534-87	762-2001	514-0538-12
GTX 600 HO SDI SPORT	2007-08	762-2002	514-0534-87	762-2001	514-0538-12
GTX 800 HO	2005-06	762-2002	514-0534-87	762-2001	514-0538-12
GTX LTD 600 HO ETEC	2009	762-2002	514-0534-87	-	514-0541-74
GTX LTD 600 HO SDI	2007-08	762-2002	514-0534-87	762-2001	514-0538-12
GTX LTD 800 HO PTEK	2007	762-2002	514-0534-87	762-2001	514-0538-12
LEGEND 500 SS	2004	762-2002	514-0534-87	-	-
LEGEND 550F	2003-04	762-2006	514-0536-44	-	-
LEGEND 600 HO SDI	2004	762-2002	514-0534-87	762-2000	514-0536-77
LEGEND 700	2003-04	762-2002	514-0534-87	-	-
LEGEND 800 SDI	2004	762-2002	514-0534-87	762-2000	514-0536-77
LEGEND 800 SDI SE	2003	762-2002	514-0534-87	762-2000	514-0536-77
LEGEND V-1000	2003-05	762-2005	707-6010-33	762-2005	707-6010-33
MACH Z 1000 SDI	2005	762-2002	514-0534-87	762-2000	514-0536-77
MACH Z 1000 SDI ADRENALINE / X	2006	762-2002	514-0534-87	762-2000	514-0536-77
MACH Z ADRENALINE	2007	762-2002	514-0534-87	762-2000	514-0536-77
MACH Z X	2007	762-2002	514-0534-87	762-2000	514-0536-77
MXZ 1000 SDI RENEGADE RT	2007	762-2002	514-0534-87	762-2000	514-0536-77
MXZ 1000 SDI RENEGADE X	2006	762-2002	514-0534-87	762-2000	514-0536-77
MXZ 440 RACING	2006-07	762-2002	514-0534-87	-	-
MXZ 500 SS ADRENALINE	2003-07	762-2002	514-0534-87	762-2001	514-0538-12
MXZ 500 SS TNT	2008	762-2002	514-0534-87	762-2001	514-0538-12
MXZ 500 SS TNT	2009	762-2002	514-0534-87	-	-
MXZ 500 SS TRAIL	2004-08	762-2002	514-0534-87	762-2001	514-0538-12
MXZ 50TH ANNIVERSERY	2009	762-2002	514-0534-87	-	514-0541-74
MXZ 550 SPORT	2012-13	762-2002	514-0534-87	762-2001	514-0538-12
MXZ 550F/X	2003-14	762-2006	514-0536-44	-	-
MXZ 600 CARB	2018-20	762-2002	514-0534-87	762-2001	514-0538-12
MXZ 600 EFI SPORT	2021	762-2002	514-0534-87	762-2004	514-0552-94
MXZ 600 HO SDI (ALL)	2004-08	762-2002	514-0534-87	762-2001	514-0538-12
MXZ 600 HO/700/800	2003	762-2002	514-0534-87	-	-
MXZ 600 RS	2008	762-2002	514-0534-87	762-2001	514-0538-12
MXZ 600 RS	2017	762-2002	514-0534-87	-	514-0541-74
MXZ 600 RS	2018-21	762-2002	514-0534-87	762-2004	514-0552-94
MXZ 600 SPORT	2010-17	762-2002	514-0534-87	762-2001	514-0538-12
MXZ 600HO ADRENALINE	2006-07	762-2002	514-0534-87	762-2001	514-0538-12
MXZ 600HO ETEC (ALL)	2009-18	762-2002	514-0534-87	-	514-0541-74
MXZ 600R ETEC	2019-21	762-2002	514-0534-87	762-2004	514-0552-94
MXZ 800 HO ADRENALINE / X	2004-06	762-2002	514-0534-87	762-2001	514-0538-12
MXZ 800 HO PTEK ADRENALINE	2007	762-2002	514-0534-87	762-2001	514-0538-12
MXZ 800 HO PTEK BLIZZARD	2007	762-2002	514-0534-87	762-2001	514-0538-12
MXZ 800 HO PTEK RENEGADE	2007	762-2002	514-0534-87	762-2001	514-0538-12
MXZ 800 HO PTEK RENEGADE	2008-09	762-2002	514-0534-87	-	514-0541-74
MXZ 800 HO RENEGADE / RENEGADE X	2004-06	762-2002	514-0534-87	762-2001	514-0538-12
MXZ 800 R ADRENALINE	2008	762-2002	514-0534-87	-	514-0541-74
MXZ 800 R PTEK ADRENALINE	2009-10	762-2002	514-0534-87	-	514-0541-74
MXZ 800 R PTEK RENEGADE / X	2009	762-2002	514-0534-87	-	514-0541-74
MXZ 800 R RENEGADE	2008	762-2002	514-0534-87	-	514-0541-74
MXZ 850 ETEC (ALL)	2017-21	762-2002	514-0534-87	762-2004	514-0552-94
MXZ BLAIR MORGAN SPECIAL EDITION	2003	762-2002	514-0534-87	-	-

EXHAUST HEADER JOINTS

CODE = B

KEYWORD = 16B



See Page 851 for Photos and Code

Model	Year	Between Exhaust Manifold & Pipe		Between Pipe & Silencer	
		Part No.	OEM No.	Part No.	OEM No.
Ski-Doo™					
MXZ RENEGADE / X 1200	2009-10	762-2002	514-0534-87		514-0541-74
MXZ REV 600HO/800/007 SPECIAL EDITION	2003	762-2002	514-0534-87		-
MXZ SPORT 600 ACE	2011-18	762-2003	514-0548-07	762-2003	514-0548-07
MXZ TNT 600 ACE	2011-12	762-2003	514-0548-07	762-2003	514-0548-07
MXZ TNT 800R ETEC	2011-15	762-2002	514-0534-87		514-0541-74
MXZ TNT 800R PTEK	2011	762-2002	514-0534-87		514-0541-74
MXZ TNT 900 ACE	2014-18	762-2005	707-6010-33	762-2005	707-6010-33
MXZ TRAIL	2009	762-2002	514-0534-87	762-2001	514-0538-12
MXZ X 440 RACING	2004-07	762-2002	514-0534-87		-
MXZ X 600 ETEC	2009-17	762-2002	514-0534-87	762-2001	514-0538-12
MXZ X 600 HO ETEC	2009-13	762-2002	514-0534-87		514-0541-74
MXZ X 600 HO SDI	2007-08	762-2002	514-0534-87	762-2001	514-0538-12
MXZ X 600 HO SDI RENEGADE	2007-08	762-2002	514-0534-87	762-2001	514-0538-12
MXZ X 600R ETEC	2018-19	762-2002	514-0534-87	762-2004	514-0552-94
MXZ X 800 HO PTEK RENEGADE	2007	762-2002	514-0534-87	762-2001	514-0538-12
MXZ X 800 R ETEC	2010-17	762-2002	514-0534-87		514-0541-74
MXZ X 800 R PTEK	2008-11	762-2002	514-0534-87		514-0541-74
MXZ X 800 R RENEGADE	2008	762-2002	514-0534-87		514-0541-74
MXZ X-RS 600 HO ETEC	2010-17	762-2002	514-0534-87		514-0541-74
MXZ X-RS 600 HO SDI	2007	762-2002	514-0534-87	762-2001	514-0538-12
MXZ X-RS 800 HO PTEK	2007	762-2002	514-0534-87	762-2001	514-0538-12
MXZ X-RS 800R ETEC	2011-17	762-2002	514-0534-87		514-0541-74
MXZ X-RS 800R PTEK	2010-11	762-2002	514-0534-87		514-0541-74
RENEGADE 600 ACE	2011-19	762-2003	514-0548-07	762-2003	514-0548-07
RENEGADE 600 ACE	2020-21	762-2003	514-0548-07	762-2005	707-6010-33
RENEGADE 600 EFI	2021-22	762-2002	514-0534-87	762-2004	514-0552-94
RENEGADE 850 ETEC	2017-21	762-2002	514-0534-87	762-2004	514-0552-94
RENEGADE 900 ACE	2014-21	762-2005	707-6010-33	762-2005	707-6010-33
RENEGADE SPORT 550F	2010-14	762-2006	514-0536-44		-
RENEGADE SPORT 600	2015-17	762-2002	514-0534-87	762-2001	514-0538-12
RENEGADE XRS 800ETEC	2015-18	762-2002	514-0534-87		514-0541-74
RENEGADE/X/ADREN/BACKCNTRY 600HO ETEC	2010-17	762-2002	514-0534-87		514-0541-74
RENEGADE/X/ADREN/BACKCNTRY/SP 800R	2010-17	762-2002	514-0534-87		514-0541-74
SKANDIC 550F (ALL)	2012-20	762-2006	514-0536-44		-
SKANDIC 600 HO SDI SUV	2008	762-2002	514-0534-87	762-2000	514-0536-77
SKANDIC SPORT 600 EFI	2021-22	762-2002	514-0534-87	762-2004	514-0552-94
SKANDIC SWT 600 ACE	2012-14	762-2003	514-0548-07	762-2003	514-0548-07
SKANDIC SWT/WT 900 ACE	2015-21	762-2005	707-6010-33	762-2005	707-6010-33
SKANDIC TUNDRA 550F	2008-10	762-2006	514-0536-44		-
SKANDIC WT 600 ACE	2011-21	762-2003	514-0548-07	762-2003	514-0548-07
SKANDIC WT 600 EFI	2021-22	762-2002	514-0534-87	762-2004	514-0552-94
SKANDIC WT/SWT 600HO ETEC	2011-20	762-2002	514-0534-87		514-0541-74
SUMMIT /X 800 R ETEC	2008-17	762-2002	514-0534-87		514-0541-74
SUMMIT /X 800 R PTEK	2008-17	762-2002	514-0534-87		514-0541-74
SUMMIT 1000 SDI HIGHMARK / HIGHMARK X	2007	762-2002	514-0534-87	762-2000	514-0536-77
SUMMIT 500 SS EVEREST	2009	762-2002	514-0534-87	762-2001	514-0538-12
SUMMIT 550F	2003-09	762-2006	514-0536-44		-
SUMMIT 600 HO	2004-05	762-2002	514-0534-87	762-2001	514-0538-12
SUMMIT 600 HO ETEC	2016-18	762-2002	514-0534-87		514-0541-74
SUMMIT 600 HO ETEC SP/EVEREST	2009-15	762-2002	514-0534-87		514-0541-74
SUMMIT 600 HO SDI	2006	762-2002	514-0534-87	762-2001	514-0538-12
SUMMIT 600 HO SDI ADRENALINE	2007-08	762-2002	514-0534-87	762-2001	514-0538-12
SUMMIT 600R ETEC	2019-21	762-2002	514-0534-87	762-2004	514-0552-94
SUMMIT 700	2003	762-2002	514-0534-87		-
SUMMIT 800 HO	2003	762-2002	514-0534-87		-
SUMMIT 800 HO	2004-06	762-2002	514-0534-87	762-2001	514-0538-12
SUMMIT 800 R ADRENALINE	2007	762-2002	514-0534-87		514-0541-74
SUMMIT 800 R EVEREST	2008-11	762-2002	514-0534-87		514-0541-74
SUMMIT 800 R PTEK	2008	762-2002	514-0534-87		514-0541-74
SUMMIT 850 ETEC	2017-22	762-2002	514-0534-87	762-2004	514-0552-94
SUMMIT EVEREST 800R ETEC	2011	762-2002	514-0534-87		514-0541-74
SUMMIT FREERIDE 800R ETEC	2011	762-2002	514-0534-87	762-2001	514-0538-12
SUMMIT HILLCLIMB ED	2009-10	762-2002	514-0534-87		514-0541-75
SUMMIT SP/SPORT 800R ETEC	2014-15	762-2002	514-0534-87		514-0541-74
SUMMIT SP/SPORT 800R PTEK	2011-15	762-2002	514-0534-87		514-0541-74
SUMMIT SPORT 600	2010-17	762-2002	514-0534-87	762-2001	514-0538-12
SUMMIT X 800 HO	2003	762-2002	514-0534-87		-
SUMMIT XRS	2007	762-2002	514-0534-87		514-0541-74
TUNDRA LT/SPORT 600 EFI	2021-22	762-2002	514-0534-87	762-2004	514-0552-94
TUNDRA LT/SPORT 600 ACE	2011-20	762-2003	514-0548-07	762-2003	514-0548-07
TUNDRA STD/SPORT/LT/WT 550F	2011-20	762-2006	514-0536-44		-
TUNDRA XTREME 600HO ETEC XP-LTS	2011-20	762-2002	514-0534-87		514-0541-74

TERMS & INDEX
NEW
HELMETS
HELMET ACCESSORIES
APPAREL
ACCESSORIES
TRACKS & SUSPENSION
STEERING
TRANS MISSION
PLOW & WINCH
WIND SHIELDS
BRAKES & CARB.
ENGINE PARTS
ELECTRICAL
TRAILER
CHEMICALS
TECH & TOOLS
P.O.P

EXHAUST HEADER JOINTS

See Page 851 for Photos and Code

CODE = B

KEYWORD = 16B



Model	Year	Between Exhaust Manifold & Pipe		Between Pipe & Silencer	
		Part No.	OEM No.	Part No.	OEM No.
Yamaha™					
500C	1999	763-2002	8CA-14714-00-00		8CH-14633-00-00
500ERC	1999	763-2003	8AB-14714-01-00		8CH-14633-00-00
APEX ALL	2011-18	763-2005	8GC-14623-00-00, 8HG-14623-00-00		5VY-14755-00-00
APEX ALL	2006-10	763-2007	8FA-14623-00, 8FA-14623-10, 99999-03989-00		8FA-14714-10-00
ATTAK	2006-07	763-2007	8FA-14623-00, 8FA-14623-10, 99999-03989-00		8FA-14714-10-00
FX NYTRO	2008-14	763-2007	8FA-14623-00, 8FA-14623-10, 99999-03989-00		8GL-14714-00-00
FX NYTRO MTX	2008-14	763-2007	8FA-14623-00, 8FA-14623-10, 99999-03989-00		8GL-14714-00-00
FX NYTRO MX	2008	763-2007	8FA-14623-00, 8FA-14623-10, 99999-03989-00		8GL-14714-00-00
FX NYTRO RTX	2008-13	763-2007	8FA-14623-00, 8FA-14623-10, 99999-03989-00		8GL-14714-00-00
FX NYTRO XTX	2009-14	763-2007	8FA-14623-00, 8FA-14623-10, 99999-03989-00		8GL-14714-00-00
FX NYTRO /MTX/XTX/SE	2012-14	763-2007	8FA-14623-00, 8FA-14623-10, 99999-03989-00		8GL-14714-00-00
MOUNTAIN MAX 600	1997-99	763-2002	8CA-14714-00-00		8CH-14633-00-00
MOUNTAIN MAX 600	2000-02	763-2002	8CA-14714-00-00	763-2003	8AB-14714-01-00
MOUNTAIN MAX 700	1997-03	763-2002	8CA-14714-00-00	763-2003	8AB-14714-01-00
MOUNTAIN MAX 700 SRX	1998	763-2000	8DF-14623-00-00	763-2008	8DF-14714-00-00
NYTRO	2006-08	763-2007	8FA-14623-00, 8FA-14623-10, 99999-03989-00		8FA-14714-10-00
NYTRO ER	2006-07	763-2007	8FA-14623-00, 8FA-14623-10, 99999-03989-00		8FA-14714-10-00
PHAZER 500 /DELUXE/MTN LITE	1999-01	763-2003	8AB-14714-01-00		-
PHAZER ALL OPTIONS	2007-18	763-2005	8GC-14623-00-00, 8HG-14623-00-00		-
RAGE	2005-07	763-2007	8FA-14623-00, 8FA-14623-10, 99999-03989-00		8FA-14714-10-00
RS RAGE GT	2007	763-2007	8FA-14623-00, 8FA-14623-10, 99999-03989-00		8FA-14714-10-00
RS VECTOR	2005, 08-09	763-2007	8FA-14623-00, 8FA-14623-10, 99999-03989-00		8FA-14714-10-00
RS VECTOR ER	2005 & 07	763-2007	8FA-14623-00, 8FA-14623-10, 99999-03989-00		8FA-14714-10-00
RS VECTOR LTX GT	2008-11	763-2007	8FA-14623-00, 8FA-14623-10, 99999-03989-00		8FA-14714-10-00
RS VECTOR LTX/XTX	2013-18	763-2007	8FA-14623-00, 8FA-14623-10, 99999-03989-00		8FA-14714-10-00
RS VECTOR MOUNTAIN	2005, 2007	763-2007	8FA-14623-00, 8FA-14623-10, 99999-03989-00		8FA-14714-10-00
RS VECTOR MOUNTAIN SE	2007	763-2007	8FA-14623-00, 8FA-14623-10, 99999-03989-00		8FA-14714-10-00
RS VENTURE	2005-07	763-2007	8FA-14623-00, 8FA-14623-10, 99999-03989-00		-
RS VENTURE / GT	2007-11	763-2007	8FA-14623-00, 8FA-14623-10, 99999-03989-00		-
RS VENTURE/GT/TF/LE	2012-18	763-2007	8FA-14623-00, 8FA-14623-10, 99999-03989-00		-
RS VIKING PRO	2008-11	763-2007	8FA-14623-00, 8FA-14623-10, 99999-03989-00		-
RX WARRIOR	2004-05	763-2007	8FA-14623-00, 8FA-14623-10, 99999-03989-00		8FA-14714-10-00
RX WARRIOR LE	2005	763-2007	8FA-14623-00, 8FA-14623-10, 99999-03989-00		8FA-14714-10-00
RX WARRIOR LIMITED EDITION	2004	763-2007	8FA-14623-00, 8FA-14623-10, 99999-03989-00		8FA-14714-10-00
RX-1	2003-05	763-2007	8FA-14623-00, 8FA-14623-10, 99999-03989-00		8FA-14714-10-00
RX-1 ER	2003-05	763-2007	8FA-14623-00, 8FA-14623-10, 99999-03989-00		8FA-14714-10-00
RX-1 ER LE	2003-05	763-2007	8FA-14623-00, 8FA-14623-10, 99999-03989-00		8FA-14714-10-00
RX-1 LE	2003-04	763-2007	8FA-14623-00, 8FA-14623-10, 99999-03989-00		8FA-14714-10-00
RX-1 MOUNTAIN	2003-05	763-2007	8FA-14623-00, 8FA-14623-10, 99999-03989-00		8FA-14714-10-00
RX-1 MOUNTAIN LE	2003-05	763-2007	8FA-14623-00, 8FA-14623-10, 99999-03989-00		8FA-14714-10-00
SRX 600 ALL	1998-99	763-2000	8DF-14623-00-00	763-2006	8DF-14714-10-00
SRX 700	1998-02	763-2000	8DF-14623-00-00	763-2006	8DF-14714-10-00
SRX 700 S	1998-99	763-2000	8DF-14623-00-00	763-2008	8DF-14714-00-00
SX 500	2000-01	763-2002	8CA-14714-00-00		8CH-14633-00-00
SX 600	2000-03	763-2002	8CA-14714-00-00	763-2003	8AB-14714-01-00
SX 700	2000-01	763-2002	8CA-14714-00-00	763-2003	8AB-14714-01-00
SX VENOM/ER	2004-06	763-2002	8CA-14714-00-00	763-2003	8AB-14714-01-00
SX VIPER 700 / 700 ER	2002-04	763-2002	8CA-14714-00-00	763-2004	8EK-14714-00-00
SX VIPER MOUNTAIN	2003-06	763-2002	8CA-14714-00-00	763-2004	8EK-14714-00-00

EXHAUST HEADER JOINTS

See Page 851 for Photos and Code

CODE = B

KEYWORD = 16B



Model	Year	Between Exhaust Manifold & Pipe		Between Pipe & Silencer	
		Part No.	OEM No.	Part No.	OEM No.
Yamaha™					
VECTOR	2006, 12	763-2007	8FA-14623-00, 8FA-14623-10, 99999-03989-00		8FA-14714-10-00
VECTOR ER/GT	2006-07	763-2007	8FA-14623-00, 8FA-14623-10, 99999-03989-00		8FA-14714-10-00
VECTOR LTX	2012	763-2007	8FA-14623-00, 8FA-14623-10, 99999-03989-00		8FA-14714-10-00
VECTOR MOUNTAIN	2006-07	763-2007	8FA-14623-00, 8FA-14623-10, 99999-03989-00		8FA-14714-10-00
VECTOR MOUNTAIN SE	2006-07	763-2007	8FA-14623-00, 8FA-14623-10, 99999-03989-00		8FA-14714-10-00
VENTURE 500	1997-98, 00-01	763-2002	8CA-14714-00-00		8CH-14633-00-00
VENTURE 500 XL	1999-00	763-2003	8AB-14714-01-00		-
VENTURE 600	1997-98	763-2002	8CA-14714-00-00		8CH-14633-00-00
VENTURE 600	1999-06	763-2002	8CA-14714-00-00	763-2003	8AB-14714-01-00
VENTURE 700	1998-03	763-2002	8CA-14714-00-00	763-2003	8AB-14714-01-00
VENTURE 700	2004	763-2002	8CA-14714-00-00	763-2004	8EK-14714-00-00
VENTURE LITE	2007-13	763-2005	8GC-14623-00-00, 8HG-14623-00-00		-
VENTURE MP	2013-18	763-2005	8GC-14623-00-00, 8HG-14623-00-00		-
VK PRO	2006-18	763-2007	8FA-14623-00, 8FA-14623-10, 99999-03989-00		8FA-14714-10-00
V-MAX 500	1995-96, 99	763-2003	8AB-14714-01-00		-
V-MAX 500	2000	763-2002	8CA-14714-00-00		8CH-14633-00-00
V-MAX 500 DELUXE	2000-01	763-2002	8CA-14714-00-00		8CH-14633-00-00
V-MAX 500 DX/LE	1995-96	763-2003	8AB-14714-01-00		-
V-MAX 500 SX	1999	763-2003	8AB-14714-01-00		-
V-MAX 500 XT	1997-98	763-2002	8CA-14714-00-00		8CH-14633-00-00
V-MAX 500 XT PROACTION PLUS	1996	763-2003	8AB-14714-01-00		-
V-MAX 500 XTC	1997-98	763-2002	8CA-14714-00-00		8CH-14633-00-00
V-MAX 500 XTC/XTR DLX	1998	763-2002	8CA-14714-00-00		8CH-14633-00-00
V-MAX 600	1995-96, 99	763-2003	8AB-14714-01-00		-
V-MAX 600 DELUXE	1999-01	763-2002	8CA-14714-00-00	763-2003	8AB-14714-01-00
V-MAX 600 DX	1995-96	763-2003	8AB-14714-01-00		-
V-MAX 600 ER	2002-03	763-2002	8CA-14714-00-00	763-2003	8AB-14714-01-00
V-MAX 600 LE	1995-96	763-2003	8AB-14714-01-00		-
V-MAX 600 MOUNTAIN MAX	1996	763-2003	8AB-14714-01-00		-
V-MAX 600 ST	1995	763-2003	8AB-14714-01-00		-
V-MAX 600 SX	1999	763-2002	8CA-14714-00-00	763-2003	8AB-14714-01-00
V-MAX 600 SX/SXS	1998	763-2002	8CA-14714-00-00		8CH-14633-00-00
V-MAX 600 XT/ PROACTION PLUS	1996-98	763-2003	8AB-14714-01-00		8CH-14633-00-00
V-MAX 600 XTC/XTR DLX	1997-98	763-2002	8CA-14714-00-00		8CH-14633-00-00
V-MAX 700 ALL ModelS	1998	763-2002	8CA-14714-00-00	763-2003	8AB-14714-01-00
V-MAX 700 ER	2002	763-2002	8CA-14714-00-00	763-2003	8AB-14714-01-00
V-MAX 700 SX	1997-99	763-2002	8CA-14714-00-00	763-2003	8AB-14714-01-00
V-MAX 700/DELUXE	1999-01	763-2002	8CA-14714-00-00	763-2003	8AB-14714-01-00



EXHAUST VALVE CABLE

Part No. Code Keyword
761-5001 B 16

OEM# 3006-525 / 3006-689 / 3007-773

Model	Year
Arctic Cat™	
AC 600 SNO PRO	2008
CF6	2009-11
CROSSFIRE 600 EFI	2006-08
CROSSFIRE 700 EFI	2006
FIRECAT 500 /SNO PRO	2003-06
FIRECAT 600 EFI /SNO PRO/EXT/R	2004-06
FIRECAT 700 EFI /SNO PRO/EXT/R	2003-06
M6	2005-11
M7	2005-06
SABERCAT 600 EFI/LX/EXT	2004-05
SABERCAT 700 EFI /LX/EXT	2004-05
SNO PRO 600	2009-13
ZR 6000 R SX	2015-16
ZR 6000 SNO PRO R /CROSS COUNTRY	2014



EXHAUST TEMP SENSORS



Part No. Code Keyword
711-0300 B 16

OEM# 0630-260 / 0630-330 / 4016024

Model	Year	Model	Year
Arctic Cat™		Polaris™	
BLAST 4000 LT / M / ZR	2021	800 AXYS SKS	2018-20
CF6 EFI	2011	800 INDY (ALL)	2019-20
F 800 LXR	2012-13	800 RMK ASSAULT	2018-19
F 800 SNO PRO /LTD	2012-13	800 RMK KHAOS	2020
F 800 TUCKER HIBBERT	2013	800 RUSH PRO S	2018-20
F8 EXT SNO PRO	2011	800 RUSH XCR/PRO X	2018
F8 LXR /SNO PRO	2011	800 SWITCHBACK ADVENTURE	2018-19
M 6000 (ALL)	2014-20	800 SWITCHBACK ASSAULT	2018-20
M 800 /HCR	2012-13	800 SWITCHBACK PRO S	2018-20
M 800 SNO PRO /LTD/ES	2012-13	800 SWITCHBACK XCR/PRO X	2018/20
M 8000 (ALL)	2014-21	800 TITAN SP/ADVENTURE/XC	2018-20
M6	2011	850 AXYS INDY XC	2021
NORSEMAN 6000 /X ES	2019	850 AXYS PRO RMK	2019-21
NORSEMAN 8000 X ES	2019-21	850 AXYS SKS	2019-20
PANTERA 6000 ES	2019	850 AXYS SWITCHBACK ASSAULT	2021
RIOT 6000	2020	850 INDY (ALL)	2019-21
RIOT 8000	2020-21	850 MATRYX INDY VR1	2021
SNO PRO 600 /CROSS COUNTRY	2011-13	850 MATRYX INDY XC	2021
XF 6000 (ALL)	2016-19	850 MATRYX SWITCHBACK ASSAULT	2021
XF 800 (ALL)	2012-13	850 PRO RMK	2019
XF 8000 (ALL)	2014-19	850 RMK KHAOS	2020-21
ZR 6000 (ALL)	2014-20	850 RUSH PRO S	2019-20
ZR 8000 (ALL)	2014-21	850 RUSH XCR	2019
		850 SKS	2019-21
Polaris™		850 SWITCHBACK ASSAULT	2019-20
650 MATRYX INDY VR1	2021	850 SWITCHBACK PRO S	2019-21
650 MATRYX INDY XC	2021	850 SWITCHBACK XCR	2019-21
650 MATRYX SWITCHBACK ASSAULT	2021		
800 AXYS PRO RMK	2018-20		

Part No. Code Keyword
711-0301 B 16

OEM# 0430-135 / 0630-302 / 3306-877 /
 8JP-H592A-00-00 / 8JP-H592A-01-00



Model	Year
Arctic Cat™	
BEARCAT 3000 LT	2016-17
M 7000 (ALL)	2015-16
NORSEMAN 3000	2019
PANTERA 3000	2016-19
PANTERA 7000 /LTD/XT LTD	2015-16
XF 7000 (ALL)	2014-16
ZR 3000	2017-19
ZR 7000 (ALL)	2014-16
Yamaha™	
SR VIPER (ALL)	2014-16

EXHAUST TEMP SENSORS



TERMS & INDEX
NEW
HELMETS
HELMET ACCESSORIES
APPAREL
ACCESSORIES
TRACKS & SUSPENSION
STEERING
TRANS MISSION
PLOW & WINCH
WIND SHIELDS
BRAKES & CARB.
ENGINE PARTS
ELECTRICAL
TRAILER
CHEMICALS
TECH & TOOLS
P.O.P



Part No. Code Keyword
714-0300 B 16

OEM# 2410983 / 4011523 / 4013133

Model	Year
Polaris™	
600 AXYS INDY ADVENTURE	2021
600 AXYS INDY XC	2021
600 AXYS PRO RMK	2016-21
600 CLEANFIRE SWITCHBACK	2007
600 DRAGON (ALL)	2009-10
600 HO IQ (ALL)	2007
600 INDY (ALL)	2013-21
600 IQ (ALL)	2008-16
600 PRO RMK	2012-15
600 PRO-RIDE RUSH	2010
600 RACER	2017-20
600 RMK (ALL)	2008-21
600 RUSH PRO S/X	2015-20
600 RUSH PRO-R/ES	2011-14
600 RUSH XCR	2017-19
600 SHIFT 136/ES/INTL	2011
600 SWITCHBACK (ALL)	2009-21
600 VOYAGUER	2017-21
600 WIDETRAK IQ/INTL	2010-17
700 CLEANFIRE DRAGON/EURO	2007
700 IQ DRAGON	2008
700 RMK	2008-10
700 SWITCHBACK/DRAGON	2008
SWITCHBACK (ALL)	
800 ASSAULT RMK	2009-10
800 AXYS PRO RMK	2016-17
800 AXYS RMK ASSAULT	2017
800 AXYS SKS	2016-17
800 DRAGON (ALL)	2008-10
800 INDY SP/ES	2014-16
800 IQ (ALL)	2008-10
800 PRO RMK	2011-15
800 RMK (ALL)	2009-16
800 RUSH ES/RETRO	2011-13
800 RUSH PRO S/X	2015-17
800 RUSH PRO-R	2011-14
800 RUSH XCR	2017
800 SWITCHBACK (ALL)	2009-17
DRAGON RMK/INTL	2007



Part No. Code Keyword
712-0300 B 16

OEM# 514-0548-70 / 514-0554-23

See Page 862 for Diagram

Model	Year
Ski-Doo™	
EXPEDITION - 2T	2016
EXPEDITION - LE-SE-XTREME 2T	2016-17
EXPEDITION LE/SE 600 HO ETEC	2018-19
FREERIDE 850 ETEC	2018
GRAND TOURING LE 600HO ETEC	2014-18
GSX LE 600HO ETEC	2014-16
GSX SE 800R ETEC	2014-15
MXZ 600RS	2018
MXZ TNT 600HO ETEC	2014-17
MXZ TNT 800R ETEC	2014-16
MXZ X 600 ETEC	2018
MXZ X 600HO ETEC	2013-18
MXZ X 800R ETEC	2013-16
MXZ X-RS 600HO ETEC	2014-16

Model	Year
Ski-Doo™	
MXZ X-RS 800R ETEC	2014-17
RENEGADE ADRENALINE 600HO ETEC	2014-18
RENEGADE ADRENALINE 800R ETEC	2014-16
RENEGADE BACKCOUNTRY/X 600HO ETEC	2013-18
RENEGADE BACKCOUNTRY/X 800R ETEC	2013-17
RENEGADE X 600HO ETEC	2013-18
RENEGADE X 800R ETEC	2013-16
RENEGADE X-RS	2017
SKANDIC 600HO ETEC (ALL)	2016-20
SUMMIT 850 ETEC	2017-18
SUMMIT SP 600HO ETEC	2014-18
SUMMIT SP 800R ETEC	2014-17
TUNDRA XTREME 600HO ETEC	2014-20



Part No. Code Keyword
712-0301 B 16

OEM#: 514-0548-56

See Page 862 for Diagram

Model	Year
Ski-Doo™	
EXPEDITION LE 600 E-TEC	2014-15
GRAND TOURING LE 600HOE XR	2011-13
GSX LE/SE 600HOETEC XP	2011-12
MXZ TNT 600HOE XP	2011-13
MXZ X 600HOETEC	2011-12
MXZ X 600RS XP	2013
MXZ XRS 600HOE	2011-13
RENEGADE ADRENALINE 600HOE	2011-13

Model	Year
Ski-Doo™	
RENEGADE BACK COUNTRY/X 600HOE	2011-13
RENEGADE X 600HOETEC	2011-12
SKANDIC SWT 600 E-TEC	2013-15
SKANDIC WT 600 E-TEC	2013-15
SUMMITSP 600HO E-TEC	2012-13
SUMMIT X 600HO E-TEC	2011
TUNDRA XTREME 600HOE XP	2012-13

EXHAUST TEMP SENSORS



Part No. Code Keyword
712-0302 B 16

OEM# 514-0546-41 / 515-1759-60 / 515-1764-90

See Page 862 for Diagram

Model	Year
Ski-Doo™	
EXPEDITION LE/SE 600HO ETEC	2011-13
EXPEDITION TUV 600 HO SDI	2009-10
FREERIDE 137 & 146 & 154 800RETEC	2012
GRAND TOURING LE 600HO ETEC	2010
GSX LE 600HO ETEC	2009-10
GSX LTD 600 HO SDI	2008
GSX LTD TOURING 600 HO SDI	2008
GSX SE 600HOETEC	2012
GSX SE 800RETEC XR	2012
GTX LE 600 HO ETEC	2009
MX Z ADRENALINE 600 HO ETEC	2009-10
MX Z ADRENALINE 600 HO SDI	2008
MX Z RENEGADE/X 600 HO ETEC	2009
MX Z RENEGADE/X 600 HO SDI	2008
MX Z TNT 600 HO ETEC	2009-10
MX Z TNT 800R ETEC	2011-12
MX Z X 600 HO ETEC	2009-10
MX Z X 600 HO SDI	2008
MX Z X 800R ETEC	2010-12

Model	Year
Ski-Doo™	
MX Z X-RS 600HO ETEC	2008-10
MX Z X-RS 800R ETEC	2011-12
RENEGADE ADRENALINE 600HO ETEC	2010
RENEGADE ADRENALINE 800R ETEC	2011-12
RENEGADE BACKCOUNTRY/X 600HO ETEC	2010
RENEGADE BACKCOUNTRY/X 800R ETEC	2011-12
RENEGADE X 600HO ETEC	2010
RENEGADE X 800R ETEC	2011-12
SKANDIC SWT 600 HO ETEC	2012
SKANDIC WT 600HO ETEC	2011-12
SUMMIT EVEREST 600 HO ETEC	2009-11
SUMMIT EVEREST 800R ETEC	2011
SUMMIT FREERIDE 800R ETEC	2011
SUMMIT SP 800R ETEC	2012
SUMMIT X 600 HO ETEC	2009-10
SUMMIT X 800R ETEC	2011-12
TUNDRA EXTREME 600HO ETEC	2011



Part No. Code Keyword
712-0304 B 16

OEM# 514-0557-08 / 514-0558-96
 Wire Length: 15.6cm

Model	Year
Ski-Doo™	
BACKCOUNTRY 600 EFI SPORT	2021
BACKCOUNTRY 600R ETEC	2019-21
BACKCOUNTRY 850 ETEC	2019-21
FREERIDE 137/146/154/165 850 ETEC	2019-21
MXZ 600 EFI SPORT	2021
MXZ 600R ETEC	2019-20
MXZ 850 ETEC	2019-21
RENEGADE 600 EFI SPORT	2021

Model	Year
Ski-Doo™	
RENEGADE 600R ETEC ADRENALINE X	2019-21
RENEGADE 850 ETEC	2020-21
RENEGADE 850 ETEC ADRENALINE X	2019-21
SKANDIC SPORT 600 EFI	2021
SUMMIT 600R ETEC	2019-21
SUMMIT 850 ETEC	2019-21
TUNDRA 600 EFI SPORT / LT	2021

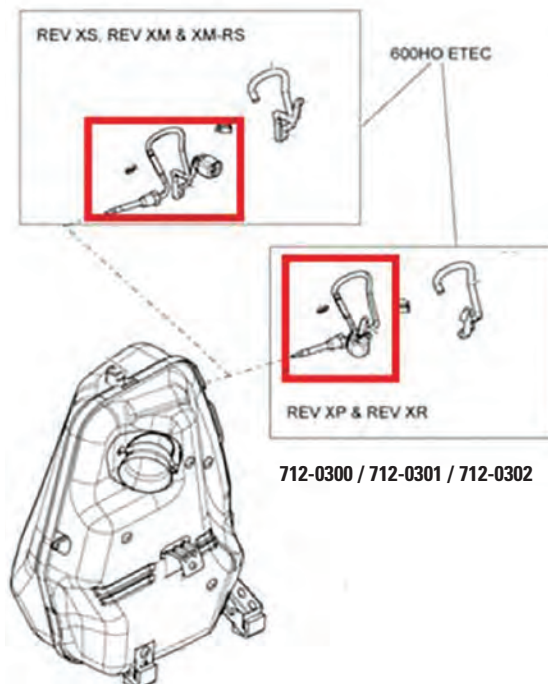
EXHAUST SENSOR MODULE



Part No. Code Keyword
712-0303 C 16

OEM# : 515-1781-70

Model	Year
Ski-Doo™	
MXZ X/TNT 850 ETEC	2017-18
MXZ X-RS/BLIZZARD 850 ETEC	2018
RENEGADE ADRENALINE/X 850 ETEC	2017-18
RENEGADE X-RS 850 ETEC	2018
SUMMIT X/SP 850 ETEC	2017-21
FREERIDE 850 ETEC	2018-21
MXZ 600RS	2018-21
2021 SUMMIT 850 E-TEC Turbo	2021



712-0300 / 712-0301 / 712-0302

SNOWMOBILE OIL FILTERS



Part No. Code Keyword
79-00101 B 16B

Standard
OEM# 3FV-13440-10 / 15410-MM9-003 /
5GH-13440-00/10-00
REF# 10-82230
Spin-On
* Also Fits ATV's, Motorcycles and Marine

Model	Year
Yamaha™	
RX-1, ER	2003-04
RX-1 LE/ER LE	2003-04
RX-1	2003-05
RX-1 MTN	2003-05
RX-1 MTN LE	2003-05
RX-1 ER	2003-05
RX-1 ER LE	2003-05
RX-1 LE	2003-04
RX WARRIOR	2004-05
RX WARRIOR LE	2004-05



Part No. Code Keyword
79-00111 B 16B

O.D.: 68mm, Height: 52.5mm
OEM# 5DM-13440-00/3020-156
REF# SF-2006
* Also Fits ATV's, Scooter's and MC

Model	Year
Arctic Cat™	
BEARCAT 7000 XT	2017
M 7000 SNO PRO/LTD	2014-16
M 9000 KING CAT	2017-19
PANTERA 7000 /LTD/XT	2015-19
XF 7000 (ALL)	2014-18
ZR 7000 (ALL)	2014-18
XF 9000 (ALL)	2017-19
ZR 9000 (ALL)	2017-21
Yamaha™	
NYTRO/FX NYTRO (ALL)	2006-14
PHAZER	2012
PHAZER (ALL)	2007-16
RAGE	2006-07
RAGE GT	2007
RS RAGE	2005
RS VECTOR	2005-18
RS VENTURE	2005-21
RS VIKING PRO	2008-15
SIDEWINDER (ALL)	2017-21
SIDEWINDER B TX	2017-20
SR VIPER	2015-21
VECTOR (ALL)	2005-16
VK PRO	2006-07
VK PRO II	2006-20
VK PROFESSIONAL	2017-21

gammapowersports.com



Part No. Code Keyword
79-00103 B 16B

OEM# 3007-170 / 3007-171 / 3007-915 /
2670-436 / 2670-440
REF# HF-138 / LC-07054 / PH6018
O.D.: 71mm, HIGH: 66mm
* Fits Many Other Machines (ATC, MC, MX)

Model	Year
Arctic Cat™	
BEARCAT Z1 XT (ALL OPTIONS)	2009-14
BEARCAT 5000	2015
F 1100 (ALL OPTIONS)	2012-13
JAGUAR Z1 1100 EFI	2007-08
M 1100 (ALL OPTIONS)	2012-13
M 9000	2014-16
NORSEMAN 3000	2018-19
PANTERA 3000	2019
TZ1 ALL	2008-14
XF 1100 (ALL OPTIONS)	2012-13
XF 9000	2014-16
Z1 1100 EFI	2009-10
Z1 BEARCAT XT	2009
Z1 LXR	2011
Z1 SNO PRO	2011
Z1 TURBO (ALL OPTIONS)	2009-11
ZR 3000	2017-19
ZR 5000	2015-17
ZR 9000	2014-16



Part No. Code Keyword
79-00113 B 16B

Paper Element Type
O.D. 56.3mm
Height: 108mm
OEM# 420-956-741
REF# 09-041
Element Type
With O-Ring
*Also Fits Bombardier™ ATV'S

Model	Year
Ski-Doo™	
ADVENTURE V-800	2008
EXPEDITION SPORT V-800	2007-09
EXPEDITION TUV V-800	2007-08
LEGEND TOURING V-800	2007-08
LEGEND TRAIL V-800	2007
SKANDIC TUNDRA V-1000	2007-08
SKANDIC SWT V-800	2007-12



Part No. Code Keyword
79-00109 B 16

OEM# 254008

Model	Year
Polaris™	
FRONTIER 4 STROKE	2003-04



Part No. Code Keyword
79-00114 B 16B

OEM# 5GH-13440-20-00 / 5GH-13440-50-00
OEM# 16097-1068, 16097-1072
* Also Fits ATV's, Scooter's, PWC and MC

Model	Year
Yamaha™	
APEX (ALL)	2006-17
ATTAK	2006-07
RX10TRW	2007



Part No. Code Keyword
79-00901 B 16B

SPX Chrome Filter
OEM# 5GH-13440-00 / 5GH-13440-10-00

Model	Year
Yamaha™	
RX WARRIOR	04-05
RX WARRIOR LE	04-05
RX-1	03-05
RX-1 ,ER	03-05
RX-1 MTN	03-05
RX-1 MTN LE	03-05
RX-1, LE	03-04

SNOWMOBILE OIL FILTERS



Part No. Code Keyword
79-00118 B 16B

O.D. 56.3mm / Height: 108mm
OEM# 420-956-741
REF# 09-041
Paper Element Type
with O-ring
* Also Fits Bombardier™ & John Deere™ ATV'S and
Sea Doo™ PWC'S and Jet Boats

Model	Year
Ski-Doo™	
LEGEND V-1000	2003-05
GRAND TOURING V-1000	2004-05



Part No. Code Keyword
79-00123 B 16B

OEM# 2540006 / 2540086
REF# KN-196
Height: 88mm, OD: 66mm, with O-Ring
* Fits Many Other Machines (ATV, UTV, MC)
* Part Number 79-00109 use 79-00123

Model	Year
Polaris™	
FRONTIER CLASSIC	2004
FRONTIER CLASSIC	2003
FRONTIER TOURING	2003-05
INDY FRONTIER	2002



Part No. Code Keyword
79-00128 B 16B

OEM# 0436-001 / 0436-146 / 0812-005 / 0812-029 /
0812-034 / 3201-155 / 3402-155 / 3436-021
REF# HF-621
O.D: 68.6(+/-0.2)mm, Height: 90.5mm
Also Fits ATV'S / UTV'S.

Model	Year
Arctic Cat™	
BEARCAT 3000	2016-17
NORSEMAN 3000	2018-19
PANTERA 3000	2017-19
ZR 3000	2017-19



Part No. Code Keyword
79-00129 B 16B

O.D. 56.6MM HEIGHT: 74MM
OEM# 420-9561-20 / 420-9561-23 / 420-9561-24
Paper Element Type with O-Ring
Also Fits UTV's / MC's / WC's

Model	Year
Ski-Doo™	
EXPEDITION LE/SE 1200	2012-19
EXPEDITION SE/LE 900 ACE TURBO	2016-21
EXPEDITION SPORT 600 ACE	2011-20
EXPEDITION SPORT 900 ACE	2014-20
GRAND TOURING 1200 4-TEC	2011-18
GRAND TOURING 900 ACE /TURBO	2014-21
GRAND TOURING SPORT 600 ACE	2011-21
GSX LE 900ACE	2014
GSX LE/SE 1200 4TEC	2014
MXZ SPORT 600 ACE	2011-18
MXZ TNT 600 ACE	2011-18
MXZ TNT 900 ACE	2014-18
MXZ Z & TNT 1200	2012-18
RENEGADE ADREN/X 900 ACE/TURBO	2014-21
RENEGADE SPORT 600 ACE	2011-20
RENEGADE/ADRENALINE 1200	2012-17
SKANDIC WT/SWT 600 ACE	2011-21
SKANDIC WT/SWT 900 ACE	2015-21
TUNDRA LT/SPORT 600 ACE	2011-21



Part No. Code Keyword
790-1000 B 16

OEM# 3005-948
REF# 09-4 00
with O-Ring

Model	Year
Arctic Cat™	
BEARCAT 4-STROKE	2003-08
FITS ALL 4-STROKE Models	2002-03
T660	2004-07

TERMS & INDEX
NEW
HELMETS
HELMET ACCESSORIES
APPAREL
ACCESSORIES
TRACKS & SUSPENSION
STEERING
TRANS MISSION
PLOW & WINCH
WIND SHIELDS
BRAKES & CARB.
ENGINE PARTS
ELECTRICAL
TRAILER
CHEMICALS
TECH & TOOLS
P.O.P

SNOWMOBILE OIL FILTERS



79-00221



79-00203



79-00201



79-00256

CC	Model	Year	OEM	FRAM	Part No.	Code	Keyword
Arctic Cat™							
550cc	Bearcat Widetrack	2003-2005	3005-948	PH4967	79-00221	B	16B
660cc	4-Stroke Touring	2002-2003	3005-948	PH4967	79-00221	B	16B
660cc	4-Stroke Trail	2002-2003	3005-948	PH4967	79-00221	B	16B
660cc	Bearcat Widetrack	2006-2008	3005-948	PH4967	79-00221	B	16B
660cc	Bearcat Widetrack Turbo	2006-2008	3005-948	PH4967	79-00221	B	16B
660cc	Bearcat Widetrack Turbo Articulating	2006-2008	3005-948	PH4967	79-00221	B	16B
660cc	Panther 660 Touring	2006-2008	3005-948	PH4967	79-00221	B	16B
660cc	Panther 660 Trail	2006-2007	3005-948	PH4967	79-00221	B	16B
660cc	T660 Touring	2004-2008	3005-948	PH4967	79-00221	B	16B
660cc	T660 Turbo	2005	3005-948	PH4967	79-00221	B	16B
660cc	T660 Turbo ST	2005-2006	3005-948	PH4967	79-00221	B	16B
660cc	T660 Turbo ST EFI Early Build	2005-	3005-948	PH4967	79-00221	B	16B
660cc	T660 Turbo Touring	2004-2007	3005-948	PH4967	79-00221	B	16B
660cc	T660 Turbo Touring LE	2006-2007	3005-948	PH4967	79-00221	B	16B
660cc	T660 Turbo Trail	2004-2007	3005-948	PH4967	79-00221	B	16B
660cc	T660 Turbo Trail LE	2006-2007	3005-948	PH4967	79-00221	B	16B
700cc	Bearcat 3000 LT	2016-2017	3007-171	PH6018	79-00203	B	16B
700cc	Pantera 3000	2016-2017	3007-171	PH6018	79-00203	B	16B
700cc	ZR 3000 LXR	2017	3007-171	PH6018	79-00203	B	16B
1050cc	TZ1 Park	2009	3007-171	PH6018	79-00203	B	16B
1050cc	TZ1 Touring	2008-2010	3007-171	PH6018	79-00203	B	16B
1050cc	TZ1 Touring LXR	2008-2010	3007-171	PH6018	79-00203	B	16B
1050cc	TZ1 Turbo LXR LE	2009-2010	3007-171	PH6018	79-00203	B	16B
1056cc	Bearcat 5000 XT	2015	3007-171	PH6018	79-00203	B	16B
1056cc	Bearcat 5000 XT GS	2015	3007-171	PH6018	79-00203	B	16B
1056cc	Bearcat 5000 XT Limited	2015	3007-171	PH6018	79-00203	B	16B
1056cc	Bearcat Z1 XT	2009-2014	3007-171	PH6018	79-00203	B	16B
1056cc	Bearcat Z1 XT GS	2012-2014	3007-171	PH6018	79-00203	B	16B
1056cc	Bearcat Z1 XT Limited	2011-2014	3007-171	PH6018	79-00203	B	16B
1056cc	M 9000 153	2014	3007-171	PH6018	79-00203	B	16B
1056cc	M 9000 HCR 162	2014-2015	3007-171	PH6018	79-00203	B	16B
1056cc	M 9000 Limited 162	2014-2016	3007-171	PH6018	79-00203	B	16B
1056cc	M 9000 Sno Pro 162	2014-2016	3007-171	PH6018	79-00203	B	16B
1056cc	ProClimb M 1100	2012-2013	3007-171	PH6018	79-00203	B	16B
1056cc	ProClimb M 1100 Sno Pro	2012	3007-171	PH6018	79-00203	B	16B
1056cc	ProClimb M 1100 Sno Pro 50th	2012	3007-171	PH6018	79-00203	B	16B
1056cc	ProClimb M 1100 Sno Pro Limited	2012	3007-171	PH6018	79-00203	B	16B
1056cc	ProClimb M 1100 Turbo	2012-2013	3007-171	PH6018	79-00203	B	16B
1056cc	ProClimb M 1100 Turbo HCR	2012-2013	3007-171	PH6018	79-00203	B	16B
1056cc	ProClimb M 1100 Turbo Sno Pro	2012-2013	3007-171	PH6018	79-00203	B	16B
1056cc	ProClimb M 1100 Turbo Sno Pro 50th	2012	3007-171	PH6018	79-00203	B	16B
1056cc	ProClimb M 1100 Turbo Sno Pro Limited	2012-2013	3007-171	PH6018	79-00203	B	16B
1056cc	ProClimb XF 1100 Turbo Sno Pro High Country	2012-2013	3007-171	PH6018	79-00203	B	16B
1056cc	ProClimb XF 1100 Turbo Sno Pro High Country Ltd	2013	3007-171	PH6018	79-00203	B	16B
1056cc	ProCross F 1100 LXR	2012-2013	3007-171	PH6018	79-00203	B	16B
1056cc	ProCross F 1100 Sno Pro	2012-2013	3007-171	PH6018	79-00203	B	16B
1056cc	ProCross F 1100 Sno Pro 50th	2012	3007-171	PH6018	79-00203	B	16B
1056cc	ProCross F 1100 Sno Pro Limited	2012-2013	3007-171	PH6018	79-00203	B	16B
1056cc	ProCross F 1100 Turbo LXR	2012-2013	3007-171	PH6018	79-00203	B	16B
1056cc	ProCross F 1100 Turbo Sno Pro	2012-2013	3007-171	PH6018	79-00203	B	16B
1056cc	ProCross F 1100 Turbo Sno Pro 50th	2012	3007-171	PH6018	79-00203	B	16B
1056cc	ProCross F 1100 Turbo Sno Pro Limited	2012-2013	3007-171	PH6018	79-00203	B	16B
1056cc	ProCross F 1100 Turbo Sno Pro RR	2013	3007-171	PH6018	79-00203	B	16B
1056cc	ProCross XF 1100 Crosstour	2013	3007-171	PH6018	79-00203	B	16B
1056cc	ProCross XF 1100 LXR	2012-2013	3007-171	PH6018	79-00203	B	16B
1056cc	ProCross XF 1100 Sno Pro	2012-2013	3007-171	PH6018	79-00203	B	16B
1056cc	ProCross XF 1100 Sno Pro 50th	2012	3007-171	PH6018	79-00203	B	16B
1056cc	ProCross XF 1100 Sno Pro Limited	2012-2013	3007-171	PH6018	79-00203	B	16B
1056cc	ProCross XF 1100 Turbo Crosstour	2013	3007-171	PH6018	79-00203	B	16B
1056cc	ProCross XF 1100 Turbo LXR	2012-2013	3007-171	PH6018	79-00203	B	16B
1056cc	ProCross XF 1100 Turbo Sno Pro	2012-2013	3007-171	PH6018	79-00203	B	16B
1056cc	ProCross XF 1100 Turbo Sno Pro 50th	2012	3007-171	PH6018	79-00203	B	16B
1056cc	ProCross XF 1100 Turbo Sno Pro Limited	2012-2013	3007-171	PH6018	79-00203	B	16B

TERMS & INDEX

NEW

HELMETS

HELMET ACCESSORIES

APPAREL

ACCESSORIES

TRACKS & SUSPENSION

STEERING

TRANS MISSION

PLOW & WINCH

WIND SHIELDS

BRAKES & CARB.

ENGINE PARTS

ELECTRICAL

TRAILER

CHEMICALS

TECH & TOOLS

P.O.P

TERMS & INDEX

NEW

HELMETS

HELMET ACCESSORIES

APPAREL

ACCESSORIES

TRACKS & SUSPENSION

STEERING

TRANS MISSION

PLOW & WINCH

WIND SHIELDS

BRAKES & CARB.

ENGINE PARTS

ELECTRICAL

TRAILER

CHEMICALS

TECH & TOOLS

P.O.P

CC	Model	Year	OEM	FRAM	Part No.	Code	Keyword
Arctic Cat™							
1056cc	TZ1	2010-2014	3007-171	PH6018	79-00203	B	16B
1056cc	TZ1 LXR	2010-2014	3007-171	PH6018	79-00203	B	16B
1056cc	TZ1 Turbo LXR	2009-2014	3007-171	PH6018	79-00203	B	16B
1056cc	TZ1 Turbo Touring LXR	2013	3007-171	PH6018	79-00203	B	16B
1056cc	XF 9000 Cross Country	2015	3007-171	PH6018	79-00203	B	16B
1056cc	XF 9000 Cross Country Limited	2015	3007-171	PH6018	79-00203	B	16B
1056cc	XF 9000 Cross Country Sno Pro	2014	3007-171	PH6018	79-00203	B	16B
1056cc	XF 9000 Crosstour	2014-2015	3007-171	PH6018	79-00203	B	16B
1056cc	XF 9000 High Country	2015	3007-171	PH6018	79-00203	B	16B
1056cc	XF 9000 High Country Limited	2014-2015	3007-171	PH6018	79-00203	B	16B
1056cc	XF 9000 High Country Sno Pro	2014	3007-171	PH6018	79-00203	B	16B
1056cc	XF 9000 Limited	2014-2015	3007-171	PH6018	79-00203	B	16B
1056cc	XF 9000 LXR	2014-2015	3007-171	PH6018	79-00203	B	16B
1056cc	XF 9000 Sno Pro	2014-2015	3007-171	PH6018	79-00203	B	16B
1056cc	Z1 1100 EFI LXR	2009-2011	3007-171	PH6018	79-00203	B	16B
1056cc	Z1 Sno Pro	2011	3007-171	PH6018	79-00203	B	16B
1056cc	Z1 Turbo EXT	2010-2011	3007-171	PH6018	79-00203	B	16B
1056cc	Z1 Turbo EXT Limited	2010	3007-171	PH6018	79-00203	B	16B
1056cc	Z1 Turbo LXR	2010-2011	3007-171	PH6018	79-00203	B	16B
1056cc	Z1 Turbo Sno Pro	2009-2011	3007-171	PH6018	79-00203	B	16B
1056cc	Z1 Turbo Sno Pro Limited	2010-2011	3007-171	PH6018	79-00203	B	16B
1056cc	ZR 5000 LXR	2014-2017	3007-171	PH6018	79-00203	B	16B
1056cc	ZR 9000 El Tigre	2015-2016	3007-171	PH6018	79-00203	B	16B
1056cc	ZR 9000 Limited	2014-2015	3007-171	PH6018	79-00203	B	16B
1056cc	ZR 9000 Limited 129	2016	3007-171	PH6018	79-00203	B	16B
1056cc	ZR 9000 Limited 137	2016	3007-171	PH6018	79-00203	B	16B
1056cc	ZR 9000 LXR	2014-2016	3007-171	PH6018	79-00203	B	16B
1056cc	ZR 9000 RR	2014-2016	3007-171	PH6018	79-00203	B	16B
1056cc	ZR 9000 Sno Pro	2014-2015	3007-171	PH6018	79-00203	B	16B
1056cc	ZR 9000 Sno Pro 129	2016	3007-171	PH6018	79-00203	B	16B
1056cc	ZR 9000 Sno Pro 137	2016	3007-171	PH6018	79-00203	B	16B
1100cc	Jaguar Z1 1100 EFI	2007-2008	3007-171	PH6018	79-00203	B	16B
1100cc	Jaguar Z1 1100 EFI Sno Pro	2008	3007-171	PH6018	79-00203	B	16B
1100cc	Jaguar Z1 Early Build	2007	3007-171	PH6018	79-00203	B	16B
1100cc	Z1 1100 EFI	2009-2010	3007-171	PH6018	79-00203	B	16B
1100cc	Z1 Turbo	2009-2010	3007-171	PH6018	79-00203	B	16B
1100cc	Z1 Turbo LXR	2009	3007-171	PH6018	79-00203	B	16B
1100cc	Z1 Turbo LXR LE	2009	3007-171	PH6018	79-00203	B	16B
Ski-Doo™							
797cc	Skandic V-800 SWT	2007-2010	15412-KEA-003	CH6104	79-00256	B	4
797cc	Skandic V-800 Tundra	2007-2008	15412-KEA-003	CH6104	79-00256	B	4
797cc	Skandic V-800 Tundra LT	2008	15412-KEA-003	CH6104	79-00256	B	4
799cc	Expedition 800 TUV Yeti II	2009	15412-KEA-003	CH6104	79-00256	B	4
799cc	Expedition Sport V-800	2007-2008	15412-KEA-003	CH6104	79-00256	B	4
799cc	Expedition TUV V-800	2007-2008	15412-KEA-003	CH6104	79-00256	B	4
799cc	Legend Touring V-800	2007-2009	15412-KEA-003	CH6104	79-00256	B	4
799cc	Legend Trail V-800	2007-2008	15412-KEA-003	CH6104	79-00256	B	4
800cc	Skandic SWT	2010-2011	15412-KEA-003	CH6104	79-00256	B	4
800cc	Skandic V-800 Tundra LT	2009	15412-KEA-003	CH6104	79-00256	B	4
1171cc	Expedition SE 4-TEC 1200	2011	15412-KEA-003	CH6104	79-00256	B	4
1171cc	GSX LE 4-TEC 1200	2011-2013	15412-KEA-003	CH6104	79-00256	B	4
1171cc	Renegade X 4-TEC 1200	2011-2012	15412-KEA-003	CH6104	79-00256	B	4
Yamaha™							
998cc	RX10L Apex LE	2016-2017	5GH-13440-20-00	PH6017A	79-00201	B	16B
998cc	RX10L Apex LE 50th	2018	5GH-13440-20-00	PH6017A	79-00201	B	16B
998cc	RX10M RX-1 Mountain	2003-2005	5GH-13440-20-00	PH6017A	79-00201	B	16B
998cc	RX10MS RX-1 Mountain LE	2003-2005	5GH-13440-20-00	PH6017A	79-00201	B	16B
998cc	RX10P Apex	2008-2017	5GH-13440-20-00	PH6017A	79-00201	B	16B
998cc	RX10PS Apex SE	2011-2015	5GH-13440-20-00	PH6017A	79-00201	B	16B
998cc	RX10R RX-1 ER	2003-2005	5GH-13440-20-00	PH6017A	79-00201	B	16B
998cc	RX10RS RX-1 ER LE	2003-2005	5GH-13440-20-00	PH6017A	79-00201	B	16B
998cc	RX10S RX-1 LE	2003-2004	5GH-13440-20-00	PH6017A	79-00201	B	16B
998cc	RX10XT Apex XTX	2011-2017	5GH-13440-20-00	PH6017A	79-00201	B	16B
998cc	RX10XT75 Apex XTX 1.75	2016-2017	5GH-13440-20-00	PH6017A	79-00201	B	16B
998cc	RX10XTL Apex XTX 1.75 LE	2016-2017	5GH-13440-20-00	PH6017A	79-00201	B	16B
998cc	RXW10 Attack	2006-2007	5GH-13440-20-00	PH6017A	79-00201	B	16B
998cc	RXW10 RX Warrior	2004-2005	5GH-13440-20-00	PH6017A	79-00201	B	16B
998cc	RXW10GT Attack GT	2007	5GH-13440-20-00	PH6017A	79-00201	B	16B

PROFILTER OIL FILTERS



Part No. Code Keyword
79-00407 B 4



Part No. Code Keyword
79-00414 B 4



Part No. Code Keyword
79-00415 B 4



Part No. Code Keyword
79-00424 B 4



Part No. Code Keyword
79-00427 B 4



Part No. Code Keyword
79-00451 B 4



Part No. Code Keyword
79-00455 B 4



Part No. Code Keyword
79-00456 B 4



Part No. Code Keyword
79-00462 B 4



Part No. Code Keyword
79-00472 B 4

Model	Year	Profilter Element Oil Filter	Profilter Black Spin-On Oil Filter	Profilter Chrome Spin-On Oil Filter
Arctic Cat™				
4-Stroke Trail	2002-2003		79-00407	
4-Stroke Touring	2002-2003		79-00407	
Bearcat Wide Track	2003-2008		79-00407	
Panther 660 Trail	2006-2007		79-00407	
Panther 660 Touring	2006-2008		79-00407	
T660 Trail	2004-2007		79-00407	
T660 Touring	2004-2008		79-00407	
Jaguar Z1	2007-2008		79-00414	79-00415
TZ1 & TZ1 Turbo	2008-2014		79-00414	79-00415
Z1 & Z1 Turbo	2009-2011		79-00414	79-00415
Bearcat Z1 XT	2010-2014		79-00414	79-00415
F 1100 & 1100 Turbo	2012-2013		79-00414	79-00415
XF 1100 & 1100 Turbo	2012-2013		79-00414	79-00415
M 1100 & 1100 Turbo	2012-2013		79-00414	79-00415
ZR 5000	2014-2017		79-00414	79-00415
ZR 9000	2014-2016		79-00414	79-00415
XF 9000	2014-2016		79-00414	79-00415
M 9000	2014-2016		79-00414	79-00415
Bearcat 5000	2015		79-00414	79-00415
2017 Arctic Cat ZR 9000	2017-2021		79-00424	
2017 Arctic Cat ZR 7000	2014-2017		79-00424	
2017 Arctic Cat XF 9000	2017		79-00424	
2017 Arctic Cat XF 7000	2014-2017		79-00424	
2017 Arctic Cat Pantera 7000	2015-2017		79-00424	
2017 Arctic Cat Bearcat 7000	2016-2017		79-00424	
2016 Arctic Cat M7000	2015-2016		79-00424	
ZR 3000	2017-2019		79-00472	
Bearcat 3000	2016-2017		79-00472	
Pantera 3000	2017-2019		79-00472	
Norseman 3000	2018-2019		79-00472	
Polaris™				
Frontier Classic	2003-2004		79-00451	
Frontier Toruing	2003-2005		79-00451	
Indy Frontier	2002		79-00451	
Ski-Doo™				
Expedition 1200 LE	2012-2019	79-00427		
Expedition 1200 SE	2011-2019	79-00427		
Expedition 600 ACE Sport	2011-2020	79-00427		
Expedition 900 ACE LE	2015-2015	79-00427		
Expedition 900 ACE SE	2015-2021	79-00427		
Expedition 900 ACE Sport	2014-2021	79-00427		
Expedition 900 ACE SWT	2018-2021	79-00427		
Expedition 900 ACE Turbo LE	2020-2021	79-00427		
Expedition 900 ACE Turbo SE	2020-2021	79-00427		
Expedition V-800 Sport	2007-2008	79-00427		
Expedition V-800 TUV	2007-2009	79-00427		
Grand Touring 1200 LE	2008-2014	79-00427		
Grand Touring 1200 SE	2014-2018	79-00427		

PROFILTER OIL FILTERS



Model	Year	Profilter Element Oil Filter	Profilter Black Spin-On Oil Filter	Profilter Chrome Spin-On Oil Filter
Ski-Doo™				
Grand Touring 600 ACE Sport	2011-2021	79-00427		
Grand Touring 900 ACE LE	2014-2018	79-00427		
Grand Touring 900 ACE Limited	2019-2021	79-00427		
Grand Touring 900 ACE SE	2017-2018	79-00427		
Grand Touring 900 ACE Sport	2019-2021	79-00427		
Grand Touring 900 ACE Turbo Limited	2020-2021	79-00427		
GSX 1200 LE	2011-2015	79-00427		
GSX 900 ACE LE	2014-2015	79-00427		
Legend V-800 Touring	2007-2009	79-00427		
Legend V-800 Trail	2007	79-00427		
MX-Z 1200 Blizzard	2016-2018	79-00427		
MX-Z 1200 TNT	2012-2018	79-00427		
MX-Z 1200 X	2012-2018	79-00427		
MX-Z 600 ACE Sport	2011-2018	79-00427		
MX-Z 600 ACE TNT	2011-2012	79-00427		
MX-Z 900 ACE Blizzard	2016-2018	79-00427		
MX-Z 900 ACE TNT	2014-2018	79-00427		
Renegade 1200 Adrenaline	2012-2018	79-00427		
Renegade 1200 Enduro	2016-2018	79-00427		
Renegade 1200 X	2012-2018	79-00427		
Renegade 600 ACE Sport	2011-2020	79-00427		
Renegade 900 ACE Adrenaline	2014-2021	79-00427		
Renegade 900 ACE Enduro	2016-2021	79-00427		
Renegade 900 ACE Turbo Adrenaline	2019-2021	79-00427		
Renegade 900 ACE Turbo Enduro	2019-2021	79-00427		
Renegade 900 ACE Turbo X	2019-2020	79-00427		
Renegade 900 ACE Turbo X-RS	2019-2021	79-00427		
Skandic SWT 900 ACE	2015-2021	79-00427		
Skandic SWT V-800	2007-2009	79-00427		
Skandic WT 600 ACE	2015-2021	79-00427		
Skandic WT 900 ACE	2015-2021	79-00427		
Tundra LT 600 ACE	2012-2020	79-00427		
Tundra Sport 600 ACE	2012-2020	79-00427		
Tundra V-800	2007	79-00427		
Elite 1500	2004-2005	79-00462		
Expedition 1000 TUV	2005-2006	79-00462		
Legend GT V-1000 SE	2004-2005	79-00462		
Legend GT V-1000 Sport	2004-2005	79-00462		
Legend V-1000 SE	2004-2005	79-00462		
Legend V-1000 Sport	2004-2005	79-00462		
Yamaha™				
FX Nytro	2008-2014		79-00424	
FX Nytro MTX	2008-2009		79-00424	
FX Nytro MTX 40th Anniversary	2008		79-00424	
FX Nytro MTX SE w/153" track	2010-2012		79-00424	
FX Nytro MTX SE w/162" track	2010-2012		79-00424	
FX Nytro MTX w/153" track	2013-2014		79-00424	
FX Nytro MTX w/162" track	2013-2014		79-00424	
FX Nytro RTX	2008-2013		79-00424	
FX Nytro RTX 40th Anniversary	2008		79-00424	
FX Nytro RTX SE	2009-2010		79-00424	
FX Nytro XTX	2009-2013		79-00424	
FX Nytro XTX 1.75	2013-2014		79-00424	
Nytro	2006-2007		79-00424	
Nytro ER	2005-06, 2008, 2012		79-00424	
Phazer	2007-2009		79-00424	
Phazer FX	2007		79-00424	
Phazer GT	2007-2009		79-00424	
Phazer Mountain Lite	2007		79-00424	
Phazer MTX	2008-2009		79-00424	
Phazer RTX	2008-2009		79-00424	
RS Rage	2005-2007		79-00424	
RS Rage GT	2007		79-00424	
RS Vector	2005-06, 2008, 2012		79-00424	
RS Vector ER	2005-2007, 2009		79-00424	
RS Vector GT	2006-2011		79-00424	
RS Vector GT 40th Anniversary	2008		79-00424	
RS Vector LE	2016		79-00424	
RS Vector LTX	2008-09, 2012-2015		79-00424	
RS Vector LTX GT	2008-2011		79-00424	
RS Vector Mountain	2005-2007		79-00424	
RS Vector Mountain SE	2006-2007		79-00424	
RS Vector XTX	2016-2017		79-00424	
RS Vector XTX 1.75	2016-2017		79-00424	
RS Vector XTX 1.75 LE	2016-2017		79-00424	
RS Venture	2005-09, 2011-2018		79-00424	
RS Venture GT	2007-2015		79-00424	
RS Venture TF	2013-18, 2020-2021		79-00424	

PROFILTER OIL FILTERS



Model	Year	Profilter Element Oil Filter	Profilter Black Spin-On Oil Filter	Profilter Chrome Spin-On Oil Filter
Yamaha™				
RS Venture TF E-BAT	2016-2018		79-00424	
RS Venture TF LE	2016-2017		79-00424	
RS Viking Professional	2008-2009, 2015		79-00424	
Sidewinder BTX LE	2017, 2019-2021		79-00424	
Sidewinder BTX LE 50th	2018		79-00424	
Sidewinder BTX SE	2017-2018		79-00424	
Sidewinder LTX DX	2017-2019		79-00424	
Sidewinder LTX GT	2020-2021		79-00424	
Sidewinder LTX LE	2017-2021		79-00424	
Sidewinder LTX LE 50th	2018		79-00424	
Sidewinder LTX SE	2017-2021		79-00424	
Sidewinder MTX LE	2019		79-00424	
Sidewinder MTX LE 162 50th	2018		79-00424	
Sidewinder MTX SE	2017		79-00424	
Sidewinder RTX LE	2017		79-00424	
Sidewinder RTX SE	2017		79-00424	
Sidewinder SRX LE	2019-2021		79-00424	
Sidewinder STX DX	2017		79-00424	
Sidewinder STX GT	2020-2021		79-00424	
Sidewinder XTX 137 LE	2017		79-00424	
Sidewinder XTX 141 LE	2017		79-00424	
Sidewinder XTX LE 141	2019		79-00424	
Sidewinder XTX LE 146	2020-2021		79-00424	
Sidewinder XTX SE	2017		79-00424	
Sidewinder XTX SE 141	2017		79-00424	
Sidewinder XTX SE 146	2020-2021		79-00424	
SR Viper	2014		79-00424	
SR Viper BTX LE	2017		79-00424	
SR Viper LTX	2014, 2018-2019		79-00424	
SR Viper LTX DX	2015-2018		79-00424	
SR Viper LTX GT	2020-2021		79-00424	
SR Viper LTX LE	2015-2017		79-00424	
SR Viper LTX LE 50th	2018		79-00424	
SR Viper LTX SE	2014-2017, 2020		79-00424	
SR Viper MTX 141 SE	2016		79-00424	
SR Viper MTX 153	2015-2016		79-00424	
SR Viper MTX 153 LE	2016		79-00424	
SR Viper MTX 153 SE	2015-2017		79-00424	
SR Viper MTX 162	2016		79-00424	
SR Viper MTX 162 LE	2015-2016		79-00424	
SR Viper MTX 162 SE	2015-2017		79-00424	
SR Viper RTX	2018		79-00424	
SR Viper RTX DX	2015-2017		79-00424	
SR Viper RTX LE	2015-2016		79-00424	
SR Viper RTX SE	2014-2017		79-00424	
SR Viper STX 137 DX	2016-2017		79-00424	
SR Viper STX 146 DX	2016-2017		79-00424	
SR Viper STX DX	2015		79-00424	
SR Viper XTX LE	2015-2016		79-00424	
SR Viper XTX SE	2014-2017		79-00424	
Venture Lite	2007-2009		79-00424	
VK Professional	2006-2007		79-00424	
VK Professional II	2016-2017		79-00424	
VK Professional II EPS	2018, 2020-2021		79-00424	
Apex	2010-2013		79-00455	79-00456
Apex ER	2006-2007, 2009		79-00455	79-00456
Apex GT	2006-2010		79-00455	79-00456
Apex LTX	2008-2010		79-00455	79-00456
Apex LTX GT	2009-2010		79-00455	79-00456
Apex LTX GT 40th Anniversary	2008		79-00455	79-00456
Apex Mountain	2006-2007		79-00455	79-00456
Apex Mountain SE	2007		79-00455	79-00456
Apex MTX	2010		79-00455	79-00456
Apex MTX SE 40th Anniversary	2008		79-00455	79-00456
Apex RTX	2006-2009		79-00455	79-00456
Apex RTX ER	2007		79-00455	79-00456
Apex SE	2011-2013		79-00455	79-00456
Apex XTX	2011-2013		79-00455	79-00456
Attak	2006-2007		79-00455	79-00456
Attak GT	2007		79-00455	79-00456
RX Warrior	2004-2005		79-00455	79-00456
RX Warrior Limited Edition	2004-2005		79-00455	79-00456
RX-1	2003-2005		79-00455	79-00456
RX-1 ER	2003-2005		79-00455	79-00456
RX-1 ER Limited Edition	2003-2005		79-00455	79-00456
RX-1 Limited Edition	2003-2004		79-00455	79-00456
RX-1 Mountain	2003-2005		79-00455	79-00456
RX-1 Mountain Limited Edition	2003-2005		79-00455	79-00456

EMGO OIL FILTERS



CODE = B

KEYWORD = 16B

For 50+ years EMGO has been a major supplier of motorcycle oil filters to the OE + aftermarket trade. Race proven EMGO oil filters plus replacement OE style air filters and OE type/custom fuel filters make your EMGO distributor a one stop supplier for filters.

Model	Year	OEM	Element	Spin on
Arctic Cat™				
BEARCAT 3000 LT	2016-2017	0812-034		79-00516
PANTERA 3000	2016-2017	0812-034		79-00516
BEARCAT 3000 LT	2017	0812-034		79-00516
ZR 3000 LXR	2017	0812-034		79-00516
NORSEMAN 3000	2019	0812-034		79-00516
PANTERA 3000	2019	0812-034		79-00516
ZR 3000	2019	0812-034		79-00516
Ski-Doo™				
Elite	2004	420956741		79-00505
Expedition 4-TEC	2004	420956741		79-00505
Legend V-1000	2004	420956741		79-00505
Expedition V-1000	2005	420956741		79-00505
LEGEND V-1000 SPORT	2005	420956741		79-00505
LEGEND V-1000 GT	2005	420956741		79-00505
SPORT				
LEGEND V-1000 SE	2005	420956741		79-00505
LEGEND V-1000 GT SE	2005	420956741		79-00505
Expedition TUV 1000	2006	420956741		79-00505
Expedition TUV 1300	2007	420956741		79-00505
Expedition V-1300	2008	420956741		79-00505
Yamaha™				
FX NYTRO	2008-2014	5DM-13440-00-00		79-00520
FX NYTRO MTX	2008-2010	5DM-13440-00-00		79-00520
FX NYTRO MTX	2013-2014	5DM-13440-00-00		79-00520
FX NYTRO MTX SE	2010-2012	5DM-13440-00-00		79-00520
FX NYTRO MX	2008	5DM-13440-00-00		79-00520
FX NYTRO RTX	2008-2013	5DM-13440-00-00		79-00520
FX NYTRO RTX SE	2009-2010	5DM-13440-00-00		79-00520
FX NYTRO XTX	2009-2014	5DM-13440-00-00		79-00520
NYTRO	2006-2007	5DM-13440-00-00		79-00520
NYTRO ER	2006-2007	5DM-13440-00-00		79-00520
PHAZER	2007-2009	5DM-13440-00-00		79-00520
PHAZER FX	2007	5DM-13440-00-00		79-00520
PHAZER GT	2007-2013	5DM-13440-00-00		79-00520
PHAZER MOUNTAIN	2007-2008	5DM-13440-00-00		79-00520
LITE				
PHAZER MTX	2009-2017	5DM-13440-00-00		79-00520
PHAZER RTX	2008-2017	5DM-13440-00-00		79-00520
PHAZER XTX	2014-2018	5DM-13440-00-00		79-00520
RAGE	2006-2007	5DM-13440-00-00		79-00520
RAGE GT	2007	5DM-13440-00-00		79-00520
RS RAGE	2005	5DM-13440-00-00		79-00520
RS VECTOR	2005	5DM-13440-00-00		79-00520
RS VECTOR	2008-2009	5DM-13440-00-00		79-00520
RS VECTOR	2013-2018	5DM-13440-00-00		79-00520
RS VECTOR GT	2008-2011	5DM-13440-00-00		79-00520
RS VECTOR LE	2016	5DM-13440-00-00		79-00520
RS VECTOR LTX	2008-2009	5DM-13440-00-00		79-00520
RS VECTOR LTX	2013-2015	5DM-13440-00-00		79-00520
RS VECTOR LTX GT	2008-2011	5DM-13440-00-00		79-00520
RS VECTOR MOUNTAIN	2005	5DM-13440-00-00		79-00520
RS VECTOR XTX	2016-2017	5DM-13440-00-00		79-00520
RS VECTOR XTX LE	2016-2017	5DM-13440-00-00		79-00520
RS VENTURE	2005	5DM-13440-00-00		79-00520
RS VENTURE	2008-2018	5DM-13440-00-00		79-00520
RS VENTURE GT	2008-2015	5DM-13440-00-00		79-00520
RS VENTURE TF	2013-2021	5DM-13440-00-00		79-00520
RS VENTURE TF LE	2016-2017	5DM-13440-00-00		79-00520
RS VIKING	2008-2010	5DM-13440-00-00		79-00520
PROFESSIONAL				
RS VIKING	2013-2015	5DM-13440-00-00		79-00520
PROFESSIONAL				
SIDEWINDER B TX LE	2017-2021	5DM-13440-00-00		79-00520
SIDEWINDER B TX SE	2017-2018	5DM-13440-00-00		79-00520
SIDEWINDER L TX DX	2017-2019	5DM-13440-00-00		79-00520
SIDEWINDER L TX GT	2020-2021	5DM-13440-00-00		79-00520
SIDEWINDER L TX LE	2017-2021	5DM-13440-00-00		79-00520
SIDEWINDER L TX SE	2017-2021	5DM-13440-00-00		79-00520
SIDEWINDER M TX	2018	5DM-13440-00-00		79-00520
SIDEWINDER M TX LE	2018-2019	5DM-13440-00-00		79-00520

Model	Year	OEM	Element	Spin on
Yamaha™				
SIDEWINDER M TX SE	2017-2018	5DM-13440-00-00		79-00520
SIDEWINDER R TX LE	2017-2018	5DM-13440-00-00		79-00520
SIDEWINDER R TX SE	2017-2018	5DM-13440-00-00		79-00520
SIDEWINDER SRX LE	2019-2021	5DM-13440-00-00		79-00520
SIDEWINDER S TX DX	2017-2018	5DM-13440-00-00		79-00520
SIDEWINDER S TX GT	2020-2021	5DM-13440-00-00		79-00520
SIDEWINDER X TX LE	2017-2021	5DM-13440-00-00		79-00520
SIDEWINDER X TX SE	2017-2021	5DM-13440-00-00		79-00520
SR VENTURE DX	2018	5DM-13440-00-00		79-00520
SR VIPER B TX LE	2017	5DM-13440-00-00		79-00520
SR VIPER L TX	2014	5DM-13440-00-00		79-00520
SR VIPER L TX	2018-2019	5DM-13440-00-00		79-00520
SR VIPER L TX DX	2015-2018	5DM-13440-00-00		79-00520
SR VIPER L TX GT	2020-2021	5DM-13440-00-00		79-00520
SR VIPER L TX LE	2015-2018	5DM-13440-00-00		79-00520
SR VIPER L TX SE	2014-2017	5DM-13440-00-00		79-00520
SR VIPER L TX SE	2020	5DM-13440-00-00		79-00520
SR VIPER M TX	2015-2016	5DM-13440-00-00		79-00520
SR VIPER M TX LE	2015-2016	5DM-13440-00-00		79-00520
SR VIPER M TX SE	2015-2017	5DM-13440-00-00		79-00520
SR VIPER R TX	2014	5DM-13440-00-00		79-00520
SR VIPER R TX	2018	5DM-13440-00-00		79-00520
SR VIPER R TX DX	2015-2017	5DM-13440-00-00		79-00520
SR VIPER R TX LE	2015-2016	5DM-13440-00-00		79-00520
SR VIPER R TX SE	2014-2017	5DM-13440-00-00		79-00520
SR VIPER S TX	2017	5DM-13440-00-00		79-00520
SR VIPER S TX DX	2015-2016	5DM-13440-00-00		79-00520
SR VIPER X TX LE	2015-2016	5DM-13440-00-00		79-00520
SR VIPER X TX SE	2014-2017	5DM-13440-00-00		79-00520
VECTOR	2006	5DM-13440-00-00		79-00520
VECTOR	2012	5DM-13440-00-00		79-00520
VECTOR ER	2006-2007	5DM-13440-00-00		79-00520
VECTOR GT	2006-2007	5DM-13440-00-00		79-00520
VECTOR LTX	2012	5DM-13440-00-00		79-00520
VECTOR MOUNTAIN	2006-2007	5DM-13440-00-00		79-00520
VECTOR MOUNTAIN SE	2006-2007	5DM-13440-00-00		79-00520
VENTURE	2006-2007	5DM-13440-00-00		79-00520
VENTURE GT	2006-2007	5DM-13440-00-00		79-00520
VENTURE LITE	2007-2013	5DM-13440-00-00		79-00520
VENTURE MULTI	2013-2018	5DM-13440-00-00		79-00520
PURPOSE				
VK PROFESSIONAL	2006-2008	5DM-13440-00-00		79-00520
VK PROFESSIONAL	2011-2012	5DM-13440-00-00		79-00520
VK PROFESSIONAL II	2017-2018	5DM-13440-00-00		79-00520
VK PROFESSIONAL II	2020-2021	5DM-13440-00-00		79-00520
RX-1	2003-2005	5GH-13440-00-00		79-00518
RX-1 MOUNTAIN	2003-2005	5GH-13440-00-00		79-00518
RX-1 MOUNTAIN LE	2003-2005	5GH-13440-00-00		79-00518
RX-1 ER	2003-2005	5GH-13440-00-00		79-00518
RX-1 ER LE	2003-2005	5GH-13440-00-00		79-00518
RX-1 LE	2003-2004	5GH-13440-00-00		79-00518
RX WARRIOR	2004-2005	5GH-13440-00-00		79-00518
RX WARRIOR LE	2004-2005	5GH-13440-00-00		79-00518

ADJUSTABLE BAND WRENCH



- Accommodates three sizes in one
- Heavy duty steel construction
- No slip grip
- Inside grippers hold filter



Part No.	Code	Keyword
79-01000	C	17

Boyesen's POWER PACK is designed to optimize airflow intake and fuel delivery, instant acceleration and unequalled increases in horsepower and torque through the entire RPM range.

**SUPERIOR DESIGN WITH SUPERIOR RESULTS.
NO ONE ELSE CAN COME CLOSE.**

- HP gains arrive sooner, peak higher and carry longer
- No power drop when exhaust valves open
- Cast aluminum valve body won't fail or tear like plastic or rubber parts
- Dual-stage carbon reeds improves performance, extends reed petal life
- Maximum streamlined airflow eliminates turbulence and generates velocity

" THE POWER PACK SYSTEM easily out matches any comparable system on the market today. Guaranteed."



Model	Year	Kit	Rage Cage Reeds per Cylinder	Gasket	Power Wing
Ski-Doo™					
600 HO SDI includes 2-Rage Cages, 2 spacers, 2- Power Wings, bolts and gaskets	04-07	782-5611	782-5150	RG-86	PW-27
800 HO, Rev, Power T.E.K. includes 2-Rage Cages, 2- Power Wings, and gaskets	03-07	782-5613	782-5136	RG-81	PW-25
800 R Power T.E.K. (Uses OEM Manifold) includes 2-Rage Cages, 2- Power Wings, and gaskets	08-16	782-5612	782-5152	RG-85	PW-25
800 R Power T.E.K. (Full Neck Valve) includes 2-Rage Cages, 2- Power Wings, and gaskets	08-16	782-5614	782-5152	RG-81	PW-25
1000 SDI / Mach Z includes 2-Rage Cages(1-right & 1-left), 2-Power Wings and gaskets	05-07	782-5610	782-5151	RG-87	PW-28

MAXIMUM ADVANTAGE
COMPLETE AIR/FUEL CONTROL.
 TOTAL SYSTEM INTEGRATION: UNPARRALLED & SUPERIOR. GUARANTEED.

MAXIMUM POWER ACHIEVED THROUGH AIR INTAKE, ACCELERATION & DISTRIBUTION

Our key breakthrough factors make Boyesen vs the most advanced air intake system you can add to your sled! The Gulp Factor -Your engine is a glutton for air. It will take over 200 "gulps" per second, at velocities over 500 MPG - if your intake valve will let it. The Rage Cage's seamless, one-piece, precision casting and continuous aeroform surfaces ensure maximum flow velocities and instant, explosive movement of air particles the moment you open the throttle. Result: An intake valve the size of your fist delivers air with the power of a tornado.



Make/Model	Year	Rage Cage	Rage Cage Reeds Per Cylinder	Gasket
Arctic Cat™				
ZR 440/SnoPro	98-02	781-5200	780-5000	RG-50
440 Sno Pro	03-04	781-5202	780-5001	RG-51
500 / 4000	15-17	781-5204	781-5159E	RG-51
500 Sno Pro	11-14	781-5204	781-5159E	RG-51
F5 SaberCat / LXR (EFI)	06-14	781-5204	781-5159E	RG-51
Crossfire 5	07-09	781-5204	781-5159E	RG-51
F5 Firecat / Sabercat/M5	03-06	781-5202	780-5001	RG-51
Mtn. Cat 500	01-02	781-5200	780-5000	RG-50
ZL/ZR 500	99-02	781-5200	780-5000	RG-50
600 C-TEC / 6000	14-18	781-5209	781-5025	RG-52
Crossfire 6	06-11	781-5204	781-5159E	RG-51
F6 FCat/SCat/M6/LXR (EFI)	04-11	781-5204	781-5159E	RG-51
F6 Firecat/Sabercat (Carbureted)	04-05	781-5201	781-5159	RG-51
Mtn. Cat 600 (EFI)	2004	781-5204	781-5159E	RG-51
Mtn. Cat 600 (Carbureted)	01-03	781-5200	780-5000	RG-50
Trip. Touring 600	2000	781-5300	780-5000	RG-50
ZL/ZR 600 (Carbureted & EFI)	99-03	781-5200	780-5000	RG-50
ZRT 600	97-03	781-5300	780-5000	RG-50
Crossfire 7	2006	781-5204	781-5159E	RG-51
F7 Firecat (Carbureted)	03-06	781-5201	781-5159	RG-51
F7 Firecat /M7/Sabercat (EFI)	03-06	781-5204	781-5159E	RG-51
800 HO / 8000 / F8 / M800 / FX800	10-17	781-5207	781-5025	RG-52
Crossfire 8 / Crossfire 8 Sno Pro	07-09	781-5205	781-5022	RG-51
Mtn. Cat 800 (Carbureted)	01-02	781-5201	781-5159	RG-51
Mtn. Cat 800 (EFI)	02-04	781-5204	781-5159E	RG-51
ZR / ZL 800	01-03	781-5201	781-5159	RG-51
ZR / ZL 800 (EFI)	02-03	781-5204	781-5159E	RG-51
ZRT 800	95-01	781-5300	780-5000	RG-50
Mtn Cat 900 (Carbureted)	03-04	781-5201	781-5159	RG-51
Mtn Cat 900 (EFI)	03-04	781-5204	781-5159E	RG-51
T-Cat 900	93-98	781-5300	780-5000	RG-50
ZR/ King Cat 900 (Carbureted)	03-05	781-5201	781-5159	RG-51
ZR/ King Cat 900 (EFI)	03-06	781-5204	781-5159E	RG-51
Crossfire 1000 / Sno Pro	07-11	781-5206	781-5023	RG-52
Mtn Cat 1000 / T-Cat 1000	99-02	781-5300	780-5000	RG-50

SUPER STOCK REEDS

Make/Model	Year	# Req.	Boyesen#	Part No.
Arctic Cat™				
800 C-Tec / 8000	2018	2	558SF1	782-4658



BOOT & CLAMP KIT

Accessories	Boot & Clamp Kit
Arctic Cat™	
781-5207	RBK-20
781-5206	RBK-22
781-5209	RBK-25

TERMS & INDEX
NEW
HELMETS
HELMET ACCESSORIES
APPAREL
ACCESSORIES
TRACKS & SUSPENSION
STEERING
TRANS MISSION
PLOW & WINCH
WIND SHIELDS
BRAKES & CARB.
ENGINE PARTS
ELECTRICAL
TRAILER
CHEMICALS
TECH & TOOLS
P.O.P

Make/Model	Year	Rage Cage	Rage Cage Reeds Per Cylinder	Gasket
Ski-Doo™				
440 MXZx	99-02	782-5200	784-5137	RG-83
500 MXZ & Trail MXZ (L.C. only)	00-03	782-5200	784-5137	RG-83
500 SS (valve & manifold replacement)	04-07	782-5201	784-5137	RG-83
500 SS, TNT, Trail	08-10	782-5200	784-5137	RG-83
600 HO E-TEC	09-18	782-5606	782-5154	RG-81
600 (Carbureted)	10-18	782-5200	784-5137	RG-83
600 SDI	2008	782-5606	782-5154	RG-81
600 HO SDI	04-07	782-5520	782-5150	RG-86
600 Rev HO/ Summit Rev HO	04-07	782-5600	782-5136	RG-81
600 MXZ HO (zx chassis)	2003	782-5600	782-5136	RG-81
600 MXZ HO	03-05	782-5600	782-5136	RG-81
600 MXZx & Adrenaline	01-03	782-5200	784-5137	RG-83
600 Twin (mounts w/ OEM manifold)	00-03	782-5200	784-5137	RG-83
600 Formula Z & Deluxe	00-01	782-5200	784-5137	RG-83
600 MXZ & Legend	99-03	782-5200	784-5137	RG-83
600 Formula III	97-99	782-5300	784-5137	RG-83
700 Twin w/ balance tube	01-04	782-5601	782-5136	RG-81
700 Triple (mounts w/ OEM manifold)	97-03	782-5300	784-5137	RG-83
700 MXZ (w/Mikuni Round Slide Carb)	99-00	782-5202	782-5150	RG-86
780 Mach Z	93-96	782-5300	784-5137	RG-83
800R Power T.E.K. (Uses OEM Manifold)	08-16	782-5603	782-5152	RG-85
800R Power T.E.K. (Full Neck Valve)	08-16	782-5605	782-5152	RG-81
800 HO PowerTEK, 800R	05-07	782-5600	782-5136	RG-81
800 HO, Rev, Summit	03-04	782-5600	782-5136	RG-81
800 Twin w/ balance tube	01-03	782-5601	782-5136	RG-81
800 Formula III, Mach Z	97-03	782-5300	784-5137	RG-83
1000 SDI, Mach Z	05-07	782-5602	782-5151	RG-87

NEW

HELMETS

HELMET ACCESSORIES

APPAREL

ACCESSORIES

TRACKS & SUSPENSION

STEERING

BOOT & CLAMP KIT

Accessories	Balance Tube Boot	Boot & Clamp kit
Ski-Doo™		
782-5601	782-5510	RBK-18A
782-5201	N/A	RBK-23
782-5600	N/A	RBK-18A
782-5605	N/A	RBK-18A
782-5520	N/A	RBK-20
782-5202	N/A	RBK-20
782-5606	N/A	RBK-20
782-5602	N/A	RBK-21
782-5607	N/A	RBK-21

DISCONTINUED

Discontinued Part	Rage Cage Reeds	Gasket	Boot & Clamp kit
Ski-Doo™			
Discontinued RAD88-2 accessories	782-5154	RG-81	RBK-21

TRANS MISSION

PLOW & WINCH

WIND SHIELDS

BRAKES & CARB.

Make/Model	Year	Rage Cage	Rage Cage Reeds Per Cylinder	Gasket	Manifold Gasket
Polaris™					
500 RMK	99-02	784-5200	784-5137	RG-163	RG-163A
500 XC, XC SP	98-07	784-5200	784-5137	RG-163	RG-163A
500 ProX, X2, XR	2004	784-5200	784-5137	RG-163	RG-163A
600 ProX, X2, XR	03-04	784-5200	784-5137	RG-163	RG-163A
600 RMK, Switchback, XC, XC SP, Edge X	98-05	784-5200	784-5137	RG-163	RG-163A
600 Classic	01-02	784-5200	784-5137	RG-163	RG-163A
600 XCR	97-98	784-5300	784-5137	RG-163	RG-163A
700 ProX, X2, XR	03-04	784-5200	784-5137	RG-163	RG-163A
700 Classic	2002	784-5200	784-5137	RG-163	RG-163A
700 RMK, Switchback, XC, XC SP	97-05	784-5200	784-5137	RG-163	RG-163A
700 Dragon & Euro (CFI)	07-08	784-5203	784-5028	RG-164	—
700 IQ / RMK / Switchback (CFI)	2008	784-5203	784-5028	RG-164	—
700 XCR	98-99	784-5300	784-5137	RG-163	RG-163A
800 (CFI)	08-10	784-5203	784-5028	RG-164	—
800 ProX, X2, XR	03-04	784-5200	784-5137	RG-163	RG-163A
800 RMK, Switchback, XC, XC SP	00-05	784-5200	784-5137	RG-163	RG-163A
800 XCR	99-03	784-5301	784-5143	RG-163	—

ENGINE PARTS

ELECTRICAL

TRAILER

CHEMICALS

TECH & TOOLS

BOOT & CLAMP KIT

Accessories	Boot & Clamp Kit
Polaris™	
784-5203	RBK-20
784-5205	RBK-20

DISCONTINUED

Accessories	Rage Cage Reeds	Gasket	Manifold Gasket
Polaris™			
Discontinued RAD63-2, RAD63-3 accessories	784-5130	RG-163	RG-163A
Discontinued RAD67A-2 accessories	784-5028	RG-164	-
Discontinued RAD68-2 accessories	784-5028		

P.O.P

Make/Model	Year	Rage Cage	Rage Cage Reeds Per Cylinder	Gasket
Yamaha™				
500 SX R	00-01	783-5200	780-5003	RG-31
600 SX, Venture, XT, XTC	97-98	783-5200	780-5003	RG-31
600 Mountain Max, V-Max	97-99	783-5200	780-5003	RG-31
600 Deluxe, SX, Venture, V-Max	99-03	783-5300	780-5003	RG-31
600 Venture	04-06	783-5300	780-5003	RG-31
600 Mountain Max	00-02	783-5300	780-5003	RG-31
600 SX R	00-03	783-5300	780-5003	RG-31
600 Venom / Viper	04-06	783-5300	780-5003	RG-31
700 SX,XT,XTC	97-99	783-5300	780-5003	RG-31
700 Mountain Max	97-03	783-5300	780-5003	RG-31
700 Venture, Deluxe	98-03	783-5300	780-5003	RG-31
700 Venture	2004	783-5301	780-5004	RG-31
700 V-MAX	99-02	783-5300	780-5003	RG-31
700 SX R	00-01	783-5300	780-5003	RG-31
700 SX Viper / ER / Mtn	02-06	783-5301	780-5004	RG-31
700 SRX	98-02	783-5301	780-5004	RG-31

SUPER STOCK REEDS

Boyesen SuperStock Reeds use a tension matched fiberglass design for an affordable, dependable replacement choice.

Model	# Req	Year	Part No.
Ski-Doo™			
800R E-TEK	2	11-18	782-4658
800R Power T.E.K.	2	08-16	782-4658
800 HO P TEK (W - Block)	2	05-07	782-4658
800 HO SDI	2	03-04	782-4658
850 E-TEC	2	17-18	782-4658
1000 SDI, Mach Z	2	05-07	782-4658
Polaris™			
600 HO (CFI)	2	07-18	784-4670
600 HO (Carb)	2	06-07	784-4670
700 (CFI)	2	06-09	784-4670
800 (CFI)	2	08-14	784-4670
800 HO (CFI)	2	15-18	784-4671
900 Fusion, RMK, SwBk	2	05-06	784-4670



Sold as individual cylinder sets.
Order the # Required for a complete engine

THE BENEFITS OF BOYESEN POWER REEDS

- Quicker acceleration for that all-important holeshot.
- Crisper throttle response for fast corner exits and surer jumps.
- More horsepower throughout the powerband for guaranteed performance.
- Improved engine efficiency and fuel economy for the long distance rider.
- Longer life - Boyesen Power Reeds outlast all other aftermarket reeds.



TERMS & INDEX
NEW
HELMETS
HELMET ACCESSORIES
APPAREL
ACCESSORIES
TRACKS & SUSPENSION
STEERING
TRANS MISSION
PLOW & WINCH
WIND SHIELDS
BRAKES & CARB.
ENGINE PARTS
ELECTRICAL
TRAILER
CHEMICALS
TECH & TOOLS
P.O.P

REVOLUTIONARY PERFORMANCE

Boyesen's patented dual-stage design incorporates a specially shaped top reed and a ported bottom reed. The top reed is lightweight and resilient for crisp throttle response at partial throttle or low RPMs. The stiffer, bottom reed is ported to provide maximum flow and horsepower at higher RPMs. More valves equals more power by creating:

More Air Flow. The dual-stage design allows you to replace your stock reed stop with a Rev-Plate which permits the reeds to open freely and function efficiently.

More Air Velocity. The multi-port feature of the bottom reed creates more channels for the charge, delivering increased velocity to the intake ports.

More Overall Power. Dual-stage reeds work in unison to perform efficiently throughout the entire powerband. The difference in stiffness between the top reed and the bottom reed allow the reeds to respond quickly and accurately to changes in engine pressure. This translates into quicker acceleration, crisper throttle response and increased horsepower throughout the powerband.

Model	Year	Part No.
AD Boivin™		
Snowhawk 600HO	04-06	782-4557
Arctic Cat™		
Spirit 340 & 440 EXTLq. Cooled	78-88	781-4541
ZR/ZL 440	98-02	781-4546
ZR440 Sno Pro	03-04	781-4548
6000 El' Tigre'	84-91	781-4541
500 / 4000	15-17	781-4540
500 Sno Pro	11-14	781-4540
Crossfire 5	07-09	781-4540
F5 FCat/SCat/M5 (Carbs)	03-06	781-4548
F5 SaberCat/LXR (EFI)	06-14	781-4540
ZR/ZL 500 & EFI	98-02	781-4546
Spirit530EXTLq. Cooled	85-88	781-4541
Crossfire 6	06-11	781-4540
EXT 600	97-98	781-4543
ZRT 600	95-02	781-4543
Powder Extreme 600	98	781-4543
Powder Special 600 & EFI	98-00	781-4546
600 EXT Trip. Touring	98	781-4543
ZR/ZL 600 & EFI	98-03	781-4546
F6 FCat/SCat (Carbs)	04-05	781-4548
F6 FCat/SCat/M6/LXR (EFI)	04-11	781-4540
Mtn Cat 600	01-03	781-4540
Mtn Cat 600 (EFI)	2004	781-4540
Wildcat 650	88-90	781-4542
Crossfire 7	2006	781-4540
700 Powder Special	99-00	781-4542
700 Wildcat	91-97	781-4542
F7 Firecat (Carbureted)	03-06	781-4548
F7 FCat/SCat/M7 (EFI)	03-06	781-4540
ZR/ZL 700	99-00	781-4542
800 H.O. / 8000	10-17	781-4549
Crossfire 8/ Crossfire 8 Sno Pro(carb)	07-09	781-4548
F8 / F8 Sno Pro / LXR (carb)	07-09	781-4548
M8 / M8 Sno Pro (EFI)	07-09	781-4540
800 Pantera	98-99	781-4543
ZRT 800	95-01	781-4543
ZR/ZL 800 (Carbureted)	01-03	781-4548
ZR/ZL 800 (EFI)	02-03	781-4540
Mtn cat 800 (Carbs)	01-02	781-4548
Mtn cat 800 (EFI)	02-04	781-4540
Mtn cat 900 (Carbs)	03-04	781-4548
Mtn cat 900 (EFI)	03-04	781-4540
900 Thundercat	93-98	781-4543
ZR/King Cat 900 (Carbs)	03-05	781-4548
ZR/King Cat 900 (EFI)	03-06	781-4540
Crossfire 1000 / Sno Pro	07-11	781-4549
F1000 / F1000 Sno Pro / LXR	07-09	781-4549
M1000 / M1000 Sno Pro	07-11	781-4549
1000 Mtn Cat/Thundercat	99-02	781-4543
1000 Pantera	00-01	781-4543
Scorpion™		
Sidewinder	1981	781-4541

***** See Super Stock listing: Due to valve design, dual stage are not applicable.**

Model	Year	Part No.
BRP™ / Ski-Doo™		
440 MXZ (V-Block)	99-02	782-4555
500 MXZ, SS (L.C. only)	00-10	782-4555
550 MXZ / GTX (Fan)	03-14	782-4555
550 MXZ (Liquid Cooled)	06-07	782-4555
600 Formula III & LT	95-99	782-4553
600 Form. Deluxe	00-01	782-4555
600 Gran. Touring	00-03	782-4555
600 Legend	02-03	782-4555
600 MXZ & MXZX	99-03	782-4555
600 HO, MXZ, Rev, Summit	03-07	782-4556
600 Summit	00-03	782-4555
600 HO S.D.I.	04-08	782-4560
600 (Carb) Sport	10-18	782-4557
600 HO E-TEC	09-18	782-4560
700 Mach	97-00	782-4553
700 Gran. Touring	97-03	782-4553
700 Formula III	98-00	782-4553
700 MXZ & MXZX	00-03	782-4557
700 Legend, GT	02-04	782-4557
700 Form. Deluxe	00-01	782-4557
700 Summit	00-03	782-4557
700 Formula Z	00	782-4557
780 Mach Z	93-96	782-4553
800R E-TEC	11-18	***
800R Power T.E.K.	08-16	***
800 HO Power TEK (W - Block)	05-07	***
800 HO SDI	03-04	***
800 HO (V-Block)	03-04	782-4557
800 Rev	2003	782-4557
800 Renegade	02-03	782-4557
800 Mach Z (except Summit)	01-03	782-4557
800 Summit (except Summit)	01-02	782-4557
800 Gran. Touring	01-02	782-4557
800 Legend	01-02	782-4557
800 Mach Z & LT	97-03	782-4553
800 Formula III	99	782-4553
1000 SDI, Mach Z	05-07	***
Polaris™		
440 XCR SP	97	784-4568
440 Pro X, XC, XCR	98-05	784-4567
500 XC, ProX, X2, XR (L.C. only)	99-07	784-4568
600 HO (CFI)	07-16	***
600 HO (Carb)	06-07	***
600 ProX, X2, XR	03-05	784-4568
600 XCR & SE	97-98	784-4563
600 XC & SP, Edge X	98-05	784-4568
600 SP	96-97	784-4563
600 RMK, Switchback	98-05	784-4568
680 Ultra & SP	96-98	784-4563
700 (CFI)	08-09	***
700 (CFI)	06-07	***
700 ProX, X2, XR	03-05	784-4568
700 XCR	98-99	784-4562
700 SKS, RMK, Switchback	97-05	784-4568
700 XCSP, Power Vlv.	97-05	784-4568
800 (CFI)	08-14	***
800 ProX, X2, XR	03-05	784-4568
800 XCR	99-03	784-4562
800 RMK, SKS, Switchback	00-03	784-4568
800 XC SP & LE	01-03	784-4568
800 Storm	94-98	784-4562
900 Fusion, RMK, SwBk	05-06	***

Model	Year	Part No.
Yamaha™		
SS 440	79-80	783-4532
485 Phazer	84-92	783-4534
485 PhazerII, LE, ST	93-97	783-4534
485 PhazerII Mtn. Lite	96-00	783-4534
485 Venture XL, TR	96-99	783-4534
500 Phazer	99-00	783-4534
500 V-Max	94-96	783-4536
500 V-Max	97-01	783-4539
500 Venture	96	783-4536
500 Venture, XT	97-00	783-4539
500 SX-R	00-01	783-4539
540 SR-V	81	783-4532
540 SR-V	82-92	783-4534
540 VK, VKII, VKIII	96-03	783-4532
540 XLV	All	783-4532
600 SRX	98-99	783-4540
600 V-Max	94-96	783-4536
600 V-Max	97-98	783-4539
600 V-Max	99-03	783-4538
600 Venture	96	783-4536
600 Venture	97-98	783-4539
600 Venture	99-03	783-4538
600 Venture	04-06	783-4540
600 Mountain Max	97-99	783-4539
600 Mountain Max	00-02	783-4538
600 SX-R	00-03	783-4538
600 SX Venom	04-06	783-4538
700 SRX	98-02	783-4540
700 V-Max SX	97-99	783-4538
700 Mountain Max	97-04	783-4538
700 Venture	98-03	783-4538
700 Venture	2004	783-4540
700 Deluxe	98-01	783-4538
700 V-Max XT	98	783-4538
700 SX-R	00-01	783-4538
700 SX Viper/ ER/ Mtn	02-06	783-4540
750 V-Max 4, ST	92-94	783-4535
800 V-Max 4/ Mtn Max	95-97	783-4537

VFORCE REED VALVES

CODE = D KEYWORD = 16B



Following Kits do not include intake boots

Model	Year	Valve Kit		Petal Kit (per cylinder)		Gasket (per cylinder)	
		V-Force No.	Gamma No.	V-Force No.	Gamma No.	V-Force No.	Gamma No.
Arctic Cat™							
SNO PRO 440	THRU 2002	V3110-682A-2	781-2052	3P682M	78-02000	G3110	781-2012
SNO PRO 440	2003-08	V3112-873A-2	781-2055	3P883A	780-2003	G3112	781-2013
ZL/ZR 500/600	ALL	V3110-682A-2	781-2052	3P682M	78-02000	G3110	781-2012
ALL TRIPLES	ALL	V3110-682A-3	781-2053	3P682M	78-02000	G3110	781-2012
CROSSFIRE 500/F5 LXR/F5	2007-2014	V3112-873C-2	781-2057	3P883A	780-2003	G3112	781-2013
500 Sno-Pro	2011-2014	V3112-873C-2	781-2057	3P883A	780-2003	G3112	781-2013
F6/F7 & ZR/ZL 800/900	ALL	V3112-873B-2	781-2054	3P883A	780-2003	G3112	781-2013
F600 LXR/SNO PRO	ALL	V3112-873B-2	781-2054	3P883A	780-2003	G3112	781-2013
F800 LXR/SNO PRO/TS LE	ALL	V3112-873B-2	781-2054	3P883A	780-2003	G3112	781-2013
M500/M600/M700/M800	ALL	V3112-873B-2	781-2054	3P883A	780-2003	G3112	781-2013
CROSSFIRE 600/800/SNO PRO	ALL	V3112-873B-2	781-2054	3P883A	780-2003	G3112	781-2013
XF/M/F 800	2012-2015	V3112-873B-2	781-2054	3P883A	780-2003	G3112	781-2013
CROSSFIRE 1000/SNO PRO	ALL	V3112-904-2	781-2056	3P904A	780-2000	G3112	781-2013
M1000/F1000/CrossFire 1000	2007-2011	V3112-904-2	781-2056	3P904A	780-2000	G3112	781-2013
F1000 LXR/SNO PRO	ALL	V3112-904-2	781-2056	3P904A	780-2000	G3112	781-2013
ALL CTEC 2 800/M8000	ALL	V3112BR-873-2	781-2008	3P883R	780-2005	G3112	781-2013
ALL CTEC 2 600/M6000	ALL	V3112BRC-873-2	781-2058	3P883R-C	780-2006	G3112	781-2013
ZR 4000	2015-17	V3112-873C-2	781-2057	3P883A	780-2003	G3112	781-2013
Ski-Doo™							
ALL 600R E-TEC	2019	V3122R-873K-2		3P883R-M	780-2008	G3122	782-2013
FORMULA III 600*	95	V3120-794A-3	782-2002	3P794A	780-2002	G3120	782-2012
FORMULA III 600/700/800	ALL	V3120-794A-3	782-2002	3P794A	780-2002	G3120	782-2012
MACH 1 700	97-04	V3120-794A-3	782-2002	3P794A	780-2002	G3120	782-2012
MACH Z 780*	94-96	V3120-794A-3	782-2002	3P794A	780-2002	G3120	782-2012
MACH Z 800	97-04	V3120-794A-3	782-2002	3P794A	780-2002	G3120	782-2012
Grand Touring 700	97-00	V3120-794A-3	782-2002	3P794A	780-2002	G3120	782-2012
500/550/600 (Non E-Tec, RS, HO)	ALL	V3120-794B-2	782-2009	3P794A	780-2002	G3120	782-2012
MXZ 440/500/600	99-03	V3120-794A-2	782-2003	3P794A	780-2002	G3120	782-2012
XP Chassis 800R (Carb) & PowerTEK	2008-2016	V3122-873I-2	782-2061	3P883A	780-2003	G3122	782-2013
E-TEC 800/850	ALL	V3122R-873K-2		3P883R-M	780-2008	G3122	782-2013
*SPACER KIT (REQUIRED ON MODELS MARKED *)		SK120-3	782-2020				
Polaris™							
Clean Fire Injection Engine	ALL					G3132R	784-2013
TWINS	Thru 2005	V3130-794A-2	784-2001	3P794A	780-2002	G3130	784-2011
IQ 440	2006-07	V3132-873A-2	784-2053	3P883B	780-2004	G3132	784-2012
500/600/700/800 Small Block	Thru 2005	V3130-794A-2	784-2001	3P794A	780-2002	G3130	784-2011
IQR 600 / 600 HO	2006-14	V3132-873A-2	784-2053	3P883B	780-2004	G3132	784-2012
TRIPLES	ALL	V3130-794A-3	784-2002	3P794A	780-2002	G3130	784-2011
900/700 FUSION	2005-06	V3132-873D-2	784-2054	3P883B	780-2004	G3132	784-2012
600 Liberty Carb.	2006-10	V3132-873A-2	784-2053	3P883B	780-2004	G3132	784-2012
600/800 RUSH	ALL	V3132R-873F-2	784-2065	3P883B	780-2004	G3132	784-2012
NEW 600/700/800 CFI eng.	2007-2019	V3132R-873F-2	784-2065	3P883R	780-2005	G3132	784-2012
Yamaha™							
SXVIPER / SXVIPER ER / SRX	ALL	V3141-682A-3	783-2052	3P682M	78-02000	G3141	783-2011
V-MAX 600/700 (TRIPLES)	ALL	V3141-682A-3	783-2052	3P682M	78-02000	G3141	783-2011
PHAZER 500	ALL	V3141-682A-2	783-2051	3P682M	78-02000	G3141	783-2011
V-MAX 500/600	97-02	V3141-682A-2	783-2051	3P682M	78-02000	G3141	783-2011

Polaris™ - No fitment for 550cc

**Petal Kits for Original VForce3 cage # V3904 still available(780-2000), they are different then 780-2003

**Petal Kits for Original VForce3 cage # V3683 still available(780-2001), they are different then 78-02000

VFORCE REED VALVES

CODE = D

KEYWORD = 16B



Following Kits include intake boots

Model	Year	Valve Kit		Petal Kit (per cylinder)		Gasket (per cylinder)		Replacement intake boots (per cylinder)	
		V-Force	Gamma	V-Force	Gamma	V-Force	Gamma	V-Force	Gamma
Ski-Doo™									
ZX Chassis (Carb.)	2001-07	V3123-873B-2	782-2057	3P883A	780-2003	G3122	782-2013	RB-123	782-2042
ZX Chassis 600HO/800	2001-07	V3123-873B-2	782-2057	3P883A	780-2003	G3122	782-2013	RB-123	782-2042
REV Chassis (CARB.)	2003-07	V3124-873B-2	782-2058	3P883A	780-2003	G3122	782-2013	RB-124	782-2040
REV Chassis 600HO/800/800HO/800R	2003-07	V3124-873B-2	782-2058	3P883A	780-2003	G3122	782-2013	RB-124	782-2040
REV Chassis 600HO (SDI)	2003-07	V3126-873B-2	782-2051	3P883A	780-2003	G3122	782-2013	RB-126	782-2041
XP Chassis 600HO E-TEC	2009-15	V3127-873A-2	782-2032	3P883A	780-2003	G3122	782-2013	RB-127	782-2043
XP Chassis 600 SDI	2008	V3127-873A-2	782-2032	3P883A	780-2003	G3122	782-2013	RB-127	782-2043
ALL 600HO E-TEC	2008-19	V3127R-873A-2	782-2000	3P883R-C	780-2006	G3122	782-2013	RB-127	782-2043
MXZ 600HO SDI	2008	V3127R-873A-2	782-2000	3P883R-C	780-2006	G3122	782-2013	RB-127	782-2043

V-FORCE DELTA 2 REPLACEMENT PETALS

V-Force Delta2 Reed Cage # Model	Petal Kit (per cylinder)	
	V-Force	Gamma
Arctic Cat™		
V2S110-2	2P117-1	780-2090
V2S110-3	2P117-1	780-2090
V2S112-2	2P127-1	780-2091
Ski-Doo™		
V2S120-3	2P127-1	780-2091
V2S120-2	2P127-1	780-2091
V2S122-2	2P127-1	780-2091
V2S123-2	2P127-1	780-2091

V-Force Delta2 Reed Cage # Model	Petal Kit (per cylinder)	
	V-Force	Gamma
Polaris™		
V2S120-3	2P127-1	780-2091
V2S120-2	2P127-1	780-2091
Yamaha™		
V2S141-2	2P117-1	780-2090
V2S141-3	2P117-1	780-2090

- All Petal Kits are sold per cylinder


SPX - REED SPACER KIT

- Increases performance & quicker throttle response.
- CNC machined Aluminum Spacers increase the torque curve in the lower part of the RPM range.
- Gains up to 3HP on some engines from low to upper mid-range (Big Twins respond well to spacers)
- Clean up low speed burble on engines with restricted intake tracts
- Reduction on Carb to Airbox clearance eliminates air leaks around Air Boots



Part No.	Code	Keyword
782-4400	B	16B

Model	Year
Ski-Doo™	
700 & 800 TWINS	
FORMULA DELUXE 700	2001
GRAND TOURING 700	2001-03
GRAND TOURING 800 SE	2001-03
LEGEND 700	2002-03
LEGEND 800	2002-03
MXZ 700	2001-03
MXZ 800	2001-03
SUMMIT 700	2001-03
SUMMIT 800	2001-03



SPX REED VALVE ASSEMBLIES



Part No.	Code	Keyword
650-9089	B	16B

Part No.	Code	Keyword
650-9090	B	16B

Part No.	Code	Keyword
650-9091	B	16B

Part No.	Code	Keyword
650-9101	B	16B

Part No.	Code	Keyword
782-3400	B	16B

Model	Year	Part No.	OEM
Ski-Doo™			
GRAND TOURING 600HO E-TEC	2017-18	650-9101	420-6675-30
GRAND TOURING 700	2001-03	650-9091	420-8678-73
GRAND TOURING 800	2002	650-9091	420-8678-73
GRAND TOURING LE 600HO ETEC	2010-18	650-9101	420-6675-30
GSX 600 HO	2004-05	650-9089	420-8678-79
GSX 600 HO SDI	2004-06	782-3400	420-8672-60
GSX LE/SE/LTD 600 HO SDI/ETEC	2008-14	650-9101	420-6675-30
GSX LTD 600 HO SDI	2007	782-3400	420-6675-30
GSX LTD TOURING 600HO SDI	2008	650-9101	420-6675-30
GSX SPORT 600 HO SDI	2007	782-3400	420-8672-60
GTX 600 HO SDI	2005-06	782-3400	420-8672-60
GTX LE 600 HO. ETEC	2009	650-9101	420-6675-30
GTX LTD 600 HO SDI	2007-08	782-3400	420-8672-60
GTX SPORT 600 HO SDI	2007-08	782-3400	420-8672-60
LEGEND 700	2002-04	650-9091	420-8678-73
LEGEND 800	2002	650-9091	420-8678-73
MX Z 50TH ANNIVERSARY	2009	650-9101	420-6675-30
MX Z 600 HO	2003	650-9090	420-8678-74
MX Z 600 HO ADRENALINE	2004-07	650-9089	420-8678-79
MX Z 600 HO RENEGADE, X	2004-05	650-9089	420-8678-79
MX Z 600 HO REV	2003	650-9089	420-8678-79
MX Z 600 HO SDI	2004	782-3400	420-8672-60
MX Z 600 HO SDI ADRENALINE & X	2005-07	782-3400	420-8672-60
MX Z 600 HO SDI BLIZZARD	2007	782-3400	420-8672-60
MX Z 600 HO SDI RENEGADE & RENEGADE X	2005-07	782-3400	420-8672-60
MX Z 600 HO TRAIL, X	2004-05	650-9089	420-8678-79
MX Z 700	2001-03	650-9091	420-8678-73
MX Z 800	2000-03	650-9091	420-8678-73

Model	Year	Part No.	OEM
Ski-Doo™			
MX Z ADRENALINE 600 HO SDI/ETEC	2008-10	650-9101	420-6675-30
MX Z BLAIR MORGAN SPECIAL EDITION	2003	650-9089	420-8678-79
MX Z RENEGADE/X 600 HO SDI/ETEC	2008-09	650-9101	420-6675-30
MX Z TNT 600 HO	2009	650-9101	420-6675-30
MX Z TNT 600 HO ETEC	2011-16	650-9101	420-6675-30
MX Z X 600 HO SDI	2007	782-3400	420-8672-60
MX Z X 600 HO SDI/ETEC	2008-16	650-9101	420-6675-30
MX Z X-RS 600 HO ETEC	2010-16	650-9101	420-6675-30
MX Z X-RS 600 HO SDI	2007	782-3400	420-8672-60
MXZ 600HO E-TEC	2017-18	650-9101	420-6675-30
MXZ 600HO SDI/ETEC ALL	2008-18	650-9101	420-6675-30
RENEGADE 600HO ETEC	2017-18	650-9101	420-6675-30
RENEGADE ADRENALINE 600 HO	2010-16	650-9101	420-6675-30
RENEGADE BACKCOUNTRY 600 HO ETEC	2010-16	650-9101	420-6675-30
RENEGADE BACKCOUNTRY X 600 HO ETC	2011-16	650-9101	420-6675-30
RENEGADE X 600 HO ETC	2010-16	650-9101	420-6675-30
SKANDIC WT/SWT 600 HO ETEC	2011-20	650-9101	420-6675-30
SUMMIT 600 HO	2004-05	650-9089	420-8678-79
SUMMIT 600 HO	2003	650-9090	420-8678-74
SUMMIT 600 HO SDI, ADRENALINE	2006-07	782-3400	420-8672-60
SUMMIT 600HO E-TEC	2017-18	650-9101	420-6675-30
SUMMIT 700	2000-03	650-9091	420-8678-73
SUMMIT 800	2001-02	650-9091	420-8678-73
SUMMIT 800 H.M.	2000	650-9091	420-8678-73
SUMMIT EVEREST 600 HO ETC	2009-11	650-9101	420-6675-30
SUMMIT SP 600 HO ETEC	2012-16	650-9101	420-6675-30
SUMMIT X 600 HO. ETEC	2009-18	650-9101	420-6675-30
TUNDRA 600HO E-TEC	2017-20	650-9101	420-6675-30
TUNDRA XTREME 600 HO ETEC	2011-20	650-9101	420-6675-30

REED PETALS



Part No.	Code	Keyword
650-9400	B	16B

OEM# 420-9247-92, 420-9247-94, 420-9247-98

Reeds sold per cylinder

Model	Year
Ski-Doo™	
BACKCOUNTRY 600R ETEC	2019-20
BACKCOUNTRY 850 ETEC	2019-20
EXPEDITION 600R ETEC	2020
EXPEDITION LE/SE XTREME 800 ETEC	2016-19
EXPEDITION XTREME 850 E TEC	2020
FREERIDE 137 & 146 & 154 800R ETEC	2012-17
FREERIDE 850 E-TEC	2018-20
GRAND TOURING 600R ETEC	2019-20
GSX 800R ALL	2008-15
MX Z 550 X	2006-09
MX Z 600	1999-03
MX Z 600R ETEC	2017-20
MX Z ADRENALINE/RENEGADE 800R	2008-10
MX Z SPORT 600	2010-17
MX Z TNT 800R ETEC	2011-17
MX Z TNT 800R PTEK	2011
MX Z X 800R ETEC	2010-17
MX Z X 800R PTEK	2008-10
MX Z X-RS 800R ETEC	2011-17
MX Z X-RS 800R PTEK	2010
MXZ 600RS	2018-20
MXZ 850 ETEC (ALL)	2017-20
MXZ TNT 800RETEC	2014-17
RENEGADE 600R ETEC (ALL)	2019-20
RENEGADE 850 E TEC	2017-20
RENEGADE ADRENALINE 800R PTEK	2010-11
RENEGADE ADRENALINE 800RETEC	2014-17

Model	Year
Ski-Doo™	
RENEGADE BACK COUNTRY 800R ETEC	2011-17
RENEGADE BACK COUNTRY 800R PTEK	2010-11
RENEGADE SP 800R PTEK	2010-11
RENEGADE X 800R ETEC	2011-18
RENEGADE XRS 800R ETEC	2015-17
SUMMIT 600R ETEC	2019-20
SUMMIT 850 ETEC (ALL)	2017-20
SUMMIT ADRENALINE 800R	2007
SUMMIT EVEREST 800R ETEC	2011
SUMMIT EVEREST 800R PTEK	2008-11
SUMMIT FREERIDE 800R ETEC	2011
SUMMIT HILLCLIMB	2009-10
SUMMIT SP 800R ETEC	2012-17
SUMMIT SP 800R PTEK	2011
SUMMIT SPORT 800R PTEK	2012-17
SUMMIT X 800R ETEC	2011-16
SUMMIT X 800R PTEK	2007-10
69 YETI ARMY 800 ETEC	2015
ALL 600 RS/600R ETEC	2019-20
ALL 850 ETEC	2018-20
BOONDOCKER 800 ETEC	2013-16
COMMANDER 800 ETEC	2014-19
RAVE GLS 800 ETEC	2013
RAVE RE 800 ETEC	2011-17
RAVE RE 800 PTEK	2008-10
XTRIM 800 PTEK	2008-10
XTRIM BOONDOCKER 800 ETEC	2011-12

ELECTRICAL

2022 SNOW CATALOGUE

**ALL SALES ON ELECTRICAL
ITEMS ARE FINAL. NO RETURNS**

BATTERIES

DRY CHARGE BATTERY INSTRUCTIONS

INSTRUCTIONS FOR DRY-CHARGED ATV, MOTORCYCLE AND SNOWMOBILE BATTERIES

PREPARATION BEFORE PUTTING INTO SERVICE

This battery is dry charged; which means that it could be put into service immediately after filling with acid, but we caution to ensure maximum life and performance from the battery it should be trickle charged for 4-10 hours to freshen the battery.

Failure by the retail selling entity or the purchasing user to undertake this protective measure will render the battery warranty null and void in the event of any subsequent alleged damage to the electrical components of the vehicle to which the battery is being fitted.

- (1) Just before filling, remove the rubber cap and connect the exhaust tube with the exhaust opening.
- (2) Remove filling plugs and fill cells to UPPER LEVEL indicating line with electrolyte (dilute sulfuric acid) having a specific gravity as follows; Cold or Temperate Climate 1.260-1.280 at 20° C (68° F) Tropical Climate 1.220-1.240 at 20° C (60° F) The electrolyte temperature when filling must not be lower than 15° C (59° F) nor higher than 30° C (86° F)
- (3) Allow battery to stand for 1 hour after filling before placing on charge. If level of electrolyte has dropped, add more electrolyte until. UPPER LEVEL indicator line.
- (4) Place on charge at the proper rate as given in TABLE. Charge until all cells are gassing freely, and the voltage and specific gravity are constant over three successive readings taken at 30 minute intervals. The total charging time will be about 10 hours.
- (5) After completion of charge, adjust the electrolyte level to UPPER LEVEL indicator line.
- (6) Replace filling plugs, neutralize and wash off any electrolyte which has spilled on the battery. Battery is now ready for service.

INSTRUCTIONS FOR DAILY MAINTENANCE

- (1) Check periodically
- (2) Add distilled water regularly. The level of electrolyte must always be kept above the LOWER LEVEL indicator line. When it is lower than this line, refill and adjust with distilled water to the UPPER LEVEL indicator line. Never use dilute sulfuric acid instead of water.
- (3) Maintain battery in good charged condition. If head lamp becomes dim or horn sounds weak, or specific gravity is below 1.220 at 20° C (68° F) in cold or temperate climate or 1.90 at 20° C (68° F) in tropical climate it means insufficiently charged battery, so remove battery as given in TABLE, until cells are gassing freely and cell voltage and specific gravity remain constant.
- (4) Keep battery clean and dry. Periodically clean and dry outside of battery. Special attention should be given to ensure that the terminals and connections are kept clean, dry, and free from corrosion.

CAUTION DURING OFF-SERVICE

Battery should be charged once a month when not in service

SPX BATTERY WARRANTY

All SPX batteries are warranted for 1 year providing battery has been well maintained and serviced as per manual. This warranty covers replacement of the battery only, any other costs incurred are not covered.

SPX FACTORY ACTIVATED CONVERTED TO FRESH PACK

- No shelf life
- No boosting needed



BATTERIES

MOTOCROSS PLATINUM AGM SERIES BATTERY

Motocross PLATINUM AGM offers a more compact, higher cranking, spill-proof maintenance free battery. This new generation battery technology provides many benefits to motorcycle & scooter users. Our spill-proof design & construction prevents leaks; making it the safest alternative for your vehicle needs.

MAINTENANCE FREE HIGH PERFORMANCE

If high power is top priority in a replacement battery, look to Motocross's High Performance Maintenance Free Batteries. Motocross means more power, less maintenance and longer life. Motocross's High Performance Maintenance Free batteries are your best choice for motorcycles, utility vehicles, scooters, ATVs, riding mowers, personal watercraft and snowmobiles.

MAINTENANCE FREE VRLA

VRLA (Valve Regulated Lead Acid) means a battery that's perfect for people who have better things to do than battery maintenance! Our permanently sealed VRLA battery never needs refilling; however, it still needs periodic charging.

YUMICRON

Personal watercraft, snowmobiles and ATVs make special demands - and Motocross's YuMicron Battery meets them head-on. The high-tech, power-boosting design also makes YuMicron ideal for accessory-laden touring bikes and modified vehicles

YUASA SERIES BATTERY

Yuasa offers a more compact, higher cranking, spill-proof maintenance free battery. This new generation battery technology provides many benefits to motorcycle & scooter users. Our spill-proof design & construction prevents leaks; making it the safest alternative for your vehicle needs.

GYZ SERIES BATTERY

START STRONGER AND LAST LONGER WITH THE MOST POWERFUL BATTERY IN POWERSPORTS

- More amp hours to support more accessories
- Highest CCA motorcycle and ATV battery (500 CCA* from GYZ32HL)
- Factory Activated, maintenance-free AGM
- Large, heavy-duty flush terminals with multiple connections (GYZ32HL, GYZ20HL, GYZ20H)
- Built in brass nuts (GYZ32HL, GYZ20H, GYZ20HL, GYZ16HL)
- Increased starting performance in cold weather

MAINTENANCE FREE HIGH PERFORMANCE

If high power is top priority in a replacement battery, look to Yuasa's High Performance Maintenance Free Batteries. Yuasa means more power, less maintenance and longer life. Yuasa's High Performance Maintenance Free batteries are your best choice for motorcycles, utility vehicles, scooters, ATVs, riding mowers, personal watercraft and snowmobiles.

MAINTENANCE FREE VRLA

VRLA (Valve Regulated Lead Acid) means a battery that's perfect for people who have better things to do than battery maintenance! Our permanently sealed VRLA battery never needs refilling; however, it still needs periodic charging.

YUMICRON

Personal watercraft, snowmobiles and ATVs make special demands - and Motocross's YuMicron Battery meets them head-on. The high-tech, power-boosting design also makes YuMicron ideal for accessory-laden touring bikes and modified vehicles.

YUMICRON CX

For increased power, less maintenance and long life, YuMicron CX is the battery of choice. The first motorcycle battery built on lead-calcium technology, YuMicron CX is specially designed for today's big, complex vehicles, where higher cranking power is a must. It delivers all the features of the standard YuMicron - plus...



GYZ SERIES BATTERIES

TERMS & INDEX
NEW
HELMETS
HELMET ACCESSORIES
APPAREL
ACCESSORIES
TRACKS & SUSPENSION
STEERING
TRANS MISSION
PLOW & WINCH
WIND SHIELDS
BRAKES & CARB.
ENGINE PARTS
ELECTRICAL
TRAILER
CHEMICALS
TECH & TOOLS
P.O.P



Part No. Code Keyword
880-7254 B 11

Battery Type: GYZ16H
Battery Family: GYZ High Performance, Maintenance Free
Voltage: 12
Capacity: 16
Dimensions: 6 in. x 3 7/16 in. x 5 3/4 in.

Weight: 12.4 lbs.
Metric Dimensions: 150mm x 87mm x 145mm
Acid Volume: N/A
Amps: 1.6
C.C.A: 240



Part No. Code Keyword
880-7255 B 11

Battery Type: GYZ16HL
Battery Family: GYZ High Performance, Maintenance Free
Voltage: 12
Capacity: 16
Dimensions: 6 in. x 3 7/16 in. x 5 3/4 in.

Weight: 12.4 lbs.
Metric Dimensions: 150mm x 87mm x 145mm
Acid Volume: N/A
Amps: 1.6
C.C.A: 240



Part No. Code Keyword
880-7256 B 11

Battery Type: GYZ20H
Battery Family: GYZ High Performance, Maintenance Free
Voltage: 12
Capacity: 20
Dimensions: 6 7/8 in. x 3 7/16 in. x 6 1/8 in.

Weight: 15.7 lbs.
Metric Dimensions: 175mm x 87mm x 155mm
Acid Volume: N/A
Amps: 2
C.C.A: 320



Part No. Code Keyword
880-7257 B 11

Battery Type: GYZ20HL
Battery Family: GYZ High Performance, Maintenance Free
Voltage: 12
Capacity: 20
Dimensions: 6 7/8 in. x 3 7/16 in. x 6 1/8 in.

Weight: 15.7 lbs.
Metric Dimensions: 175mm x 87mm x 155mm
Acid Volume: N/A
Amps: 2
C.C.A: 320



Part No. Code Keyword
880-7258 B 11

Battery Type: GYZ20L
Battery Family: GYZ High Performance, Maintenance Free
Voltage: 12
Capacity: 20
Dimensions: 6 7/8 in. x 3 7/16 in. x 6 1/8 in.

Weight: 15.2 lbs.
Metric Dimensions: 175mm x 87mm x 155mm
Acid Volume: N/A
Amps: 2
C.C.A: 250



Part No. Code Keyword
880-7259 B 11

Battery Type: GYZ32HL
Battery Family: GYZ High Performance, Maintenance Free
Voltage: 12
Capacity: 32
Dimensions: 6 9/16 in. x 5 in. x 6 7/8 in.

Weight: 24.7 lbs.
Metric Dimensions: 166mm x 126mm x 175mm
Acid Volume: N/A
Amps: 3.2
C.C.A: 500

BATTERIES - HIGH PERFORMANCE AGM - AGM



CODE = B

KEYWORD = 11

TERMS & INDEX

CC	Model	Year	High Performance AGM	YUASA	MotoXP	SPX	AGM	YUASA	MotoXP	SPX
Arctic Cat™										
1100										
	Z1, TZ1, F1100, M1100, Bearcat Z1	'01-'14	YTX20H-BS	880-7004	880-8004	880-0004	YTX20-BS	880-7039	880-8039	880-0039
	ZR 7000, ZR 9000	'14-'20	YTX20H-BS	880-7004	880-8004	880-0004	YTX20-BS	880-7039	880-8039	880-0039
	XF1100, T1100, ZR 5000	'14-'17	YTX20H-BS	880-7004	880-8004	880-0004	YTX20-BS	880-7039	880-8039	880-0039
	XF 7000, 8000, 9000	'14-'19	YTX20H-BS	880-7004	880-8004	880-0004	YTX20-BS	880-7039	880-8039	880-0039
	M 8000, 9000	'14-'19	YTX20H-BS	880-7004	880-8004	880-0004	YTX20-BS	880-7039	880-8039	880-0039
	M 7000	'15-'16	YTX20H-BS	880-7004	880-8004	880-0004	YTX20-BS	880-7039	880-8039	880-0039
	Pantera 7000	'15-'19	YTX20H-BS	880-7004	880-8004	880-0004	YTX20-BS	880-7039	880-8039	880-0039
	Bearcat 7000	'15-'19	YTX20H-BS	880-7004	880-8004	880-0004	YTX20-BS	880-7039	880-8039	880-0039
	Bearcat 5000	'15-'17	YTX20H-BS	880-7004	880-8004	880-0004	YTX20-BS	880-7039	880-8039	880-0039
800										
	F8 LXR, F800, M800, XF800	'07-'13	YTX20H-BS	880-7004	880-8004	880-0004	YTX20-BS	880-7039	880-8039	880-0039
	ZR 8000	'14-'20	YTX20H-BS	880-7004	880-8004	880-0004	YTX20-BS	880-7039	880-8039	880-0039
700										
	Bearcat 3000, Pantera 3000	'16-'19	YTX20H-BS	880-7004	880-8004	880-0004	YTX20-BS	880-7039	880-8039	880-0039
	ZR 3000	'17-'19	YTX20H-BS	880-7004	880-8004	880-0004	YTX20-BS	880-7039	880-8039	880-0039
600										
	ZR 6000	'14-'20	YTX20H-BS	880-7004	880-8004	880-0004	YTX20-BS	880-7039	880-8039	880-0039
	M 6000	'15-'19	YTX20H-BS	880-7004	880-8004	880-0004	YTX20-BS	880-7039	880-8039	880-0039
	XF 6000	'17-'18	YTX20H-BS	880-7004	880-8004	880-0004	YTX20-BS	880-7039	880-8039	880-0039
570										
	F570, T570	'08-'14	YTX20H-BS	880-7004	880-8004	880-0004	YTX20-BS	880-7039	880-8039	880-0039
565										
	Lynx 2000	'15-'20	YTX20H-BS	880-7004	880-8004	880-0004	YTX20-BS	880-7039	880-8039	880-0039
	Bearcat 2000	'17-'20	YTX20H-BS	880-7004	880-8004	880-0004	YTX20-BS	880-7039	880-8039	880-0039
500										
	F5 LXR	'07-'14	YTX20H-BS	880-7004	880-8004	880-0004	YTX20-BS	880-7039	880-8039	880-0039
	4 Stroke Trail, Touring	'02-'03	YTX24HL-BS	880-7007	880-8007	880-0007	-	-	-	-
	Bearcat 340, 440	'95-'00	YTX14AH-BS	880-7001	880-8001	880-0001	-	-	-	-
	Bearcat 570	'04-'08	YTX24HL-BS	880-7007	880-8007	880-0007	-	-	-	-
	Bearcat 570	'09-'14	YTX20H-BS	880-7004	880-8004	880-0004	YTX20-BS	880-7039	880-8039	880-0039
	Bearcat WT Turbo	'06-'08	YTX24HL-BS	880-7007	880-8007	880-0007	-	-	-	-
	Bearcat WT	'05-'08	YTX24HL-BS	880-7007	880-8007	880-0007	-	-	-	-
	Bearcat WT	'03-'04	YTX24HL-BS	880-7007	880-8007	880-0007	-	-	-	-
	Bearcat WT	'95-'02	YTX20H-BS	880-7004	880-8004	880-0004	YTX20-BS	880-7039	880-8039	880-0039
	Cheetah 340,550	'94	YTX14AH-BS	880-7001	880-8001	880-0001	-	-	-	-
	Cheetah 440 1-Speed, 2-Speed	'94	YTX14AHL-BS	880-7002	880-8002	880-0002	-	-	-	-
	Cheetah	'91-'93	YTX14AHL-BS	880-7002	880-8002	880-0002	-	-	-	-
	Cheetah	'89-'90	YTX20HL-BS	880-7005	880-8005	880-0005	YTX20L-BS	880-7040	880-8040	880-0040
	Cougar	'95-'98	YTX20H-BS	880-7004	880-8004	880-0004	YTX20-BS	880-7039	880-8039	880-0039
	Cougar	'91-'94	YTX14AHL-BS	880-7002	880-8002	880-0002	-	-	-	-
	Cougar	'89-'90	YTX20HL-BS	880-7005	880-8005	880-0005	YTX20L-BS	880-7040	880-8040	880-0040
	Crossfire 500	'07	YTX20H-BS	880-7004	880-8004	880-0004	YTX20-BS	880-7039	880-8039	880-0039
	Crossfire 600	'06-'07	YTX20H-BS	880-7004	880-8004	880-0004	YTX20-BS	880-7039	880-8039	880-0039
	Crossfire 700	'06	YTX20H-BS	880-7004	880-8004	880-0004	YTX20-BS	880-7039	880-8039	880-0039
	El Tigre 5000	'87-'88	YTX14AHL-BS	880-7002	880-8002	880-0002	-	-	-	-
	EXT	'95-'97	SEE CONVENTIONAL BATTERY CHART	-	-	-	-	-	-	-
	EXT	'92-'94	YTX14AHL-BS	880-7002	880-8002	880-0002	-	-	-	-
	El Tigre, EXT	'89-'91	YTX20HL-BS	880-7005	880-8005	880-0005	YTX20L-BS	880-7040	880-8040	880-0040
	EXT (Powder Special)	'95-'96	YTX20H-BS	880-7004	880-8004	880-0004	YTX20-BS	880-7039	880-8039	880-0039
	EXT (EFI)	'98	YTX20H-BS	880-7004	880-8004	880-0004	YTX20-BS	880-7039	880-8039	880-0039
	EXT (EFI)	'95-'97	SEE CONVENTIONAL BATTERY CHART	-	-	-	-	-	-	-
	EXT (EFI)	'94	YTX20H-BS	880-7004	880-8004	880-0004	YTX20-BS	880-7039	880-8039	880-0039
	EXT 600	'97-'98	YTX20H-BS	880-7004	880-8004	880-0004	YTX20-BS	880-7039	880-8039	880-0039
	EXT Dix (EFI)	'97-'98	YTX24HL-BS	880-7007	880-8007	880-0007	-	-	-	-
	EXT Special	'91-'92	YTX14AHL-BS	880-7002	880-8002	880-0002	-	-	-	-
	F6, F8, F1000	'07-'09	YTX20H-BS	880-7004	880-8004	880-0004	YTX20-BS	880-7039	880-8039	880-0039
	F5	'07-'09	YTX20H-BS	880-7004	880-8004	880-0004	YTX20-BS	880-7039	880-8039	880-0039
	Firecat	'03-'06	YTX24HL-BS	880-7007	880-8007	880-0007	-	-	-	-
	Jag AFS	'89-'91	YTX14AHL-BS	880-7002	880-8002	880-0002	-	-	-	-
	Jag AFS L/T	'89-'93	YTX14AHL-BS	880-7002	880-8002	880-0002	-	-	-	-
	Jag Liquid	'96	YTX14AH-BS	880-7001	880-8001	880-0001	-	-	-	-
	Jag Z	'94	YTX14AH-BS	880-7001	880-8001	880-0001	-	-	-	-
	Jag Z	'93	YTX14AHL-BS	880-7002	880-8002	880-0002	-	-	-	-
	Jag, Jag Dix	'94-'99	YTX14AH-BS	880-7001	880-8001	880-0001	-	-	-	-
	Jag, Jag Dix	'85-'93	YTX14AHL-BS	880-7002	880-8002	880-0002	-	-	-	-
	Jaguar	'07	YTX20H-BS	880-7004	880-8004	880-0004	YTX20-BS	880-7039	880-8039	880-0039
	King Cat 900	'04-'06	YTX24HL-BS	880-7007	880-8007	880-0007	-	-	-	-
	Lynx	'91-'93	YTX14AHL-BS	880-7002	880-8002	880-0002	-	-	-	-
	M 5	'05-'06	YTX20H-BS	880-7004	880-8004	880-0004	YTX20-BS	880-7039	880-8039	880-0039
	M 6	'05-'07	YTX20H-BS	880-7004	880-8004	880-0004	YTX20-BS	880-7039	880-8039	880-0039
	M 7	'05-'06	YTX20H-BS	880-7004	880-8004	880-0004	YTX20-BS	880-7039	880-8039	880-0039
	Mountain Cat	'01	YTX20H-BS	880-7004	880-8004	880-0004	YTX20-BS	880-7039	880-8039	880-0039
	Mountain Cat 500	'02	YTX20H-BS	880-7004	880-8004	880-0004	YTX20-BS	880-7039	880-8039	880-0039
	Mountain Cat 570	'02-'04	YTX24HL-BS	880-7007	880-8007	880-0007	-	-	-	-

*See Battery Cross Reference Chart on Page 890

NEW

HELMETS

HELMET ACCESSORIES

APPAREL

ACCESSORIES

TRACKS & SUSPENSION

STEERING

TRANS MISSION

PLOW & WINCH

WIND SHIELDS

BRAKES & CARB.

ENGINE PARTS

ELECTRICAL

TRAILER

CHEMICALS

TECH & TOOLS

P.O.P

BATTERIES - HIGH PERFORMANCE AGM - AGM



TERMS & INDEX

CODE = B **KEYWORD = 11**

CC	Model	Year	High Performance AGM	YUASA	MotoXP	SPX	AGM	YUASA	MotoXP	SPX
Arctic Cat™										
500										
	Mountain Cat 600	'02-'04	YTX20H-BS	880-7004	880-8004	880-0004	YTX20-BS	880-7039	880-8039	880-0039
	Mountain Cat 800	'02-'04	YTX24HL-BS	880-7007	880-8007	880-0007	-	-	-	-
	Mountain Cat 900	'03-'04	YTX24HL-BS	880-7007	880-8007	880-0007	-	-	-	-
	Mountain Cat 1000	'02	YTX20H-BS	880-7004	880-8004	880-0004	YTX20-BS	880-7039	880-8039	880-0039
	Pantera 1000	'01-'02	YTX20H-BS	880-7004	880-8004	880-0004	YTX20-BS	880-7039	880-8039	880-0039
	Pantera 580	'99-'01	YTX20H-BS	880-7004	880-8004	880-0004	YTX20-BS	880-7039	880-8039	880-0039
	Pantera,580	'95-'98	YTX24HL-BS	880-7007	880-8007	880-0007	-	-	-	-
	Pantera	'94	YTX20H-BS	880-7004	880-8004	880-0004	YTX20-BS	880-7039	880-8039	880-0039
	Pantera	'86-'93	YTX14AHL-BS	880-7002	880-8002	880-0002	-	-	-	-
	Pantera	'80-'85	SEE CONVENTIONAL BATTERY CHART	-	-	-	-	-	-	-
	Pantera 550, 600	'02-'05	YTX20H-BS	880-7004	880-8004	880-0004	YTX20-BS	880-7039	880-8039	880-0039
	Pantera 800	'02-'04	YTX24HL-BS	880-7007	880-8007	880-0007	-	-	-	-
	Panther	'94-'96	YTX14AH-BS	880-7001	880-8001	880-0001	-	-	-	-
	Panther	'89-'93	YTX14AHL-BS	880-7002	880-8002	880-0002	-	-	-	-
	Panther	'80-'88	SEE CONVENTIONAL BATTERY CHART	-	-	-	-	-	-	-
	Panther 340	'98-'00	YTX14AH-BS	880-7001	880-8001	880-0001	-	-	-	-
	Panther 370	'01-'08	YTX14AH-BS	880-7001	880-8001	880-0001	-	-	-	-
	Panther 440	'97-'02	YTX14AH-BS	880-7001	880-8001	880-0001	-	-	-	-
	Panther 550	'97-'01	YTX20H-BS	880-7004	880-8004	880-0004	YTX20-BS	880-7039	880-8039	880-0039
	Panther 570	'02-'07	YTX24HL-BS	880-7007	880-8007	880-0007	-	-	-	-
	Panther 660	'06-'08	YTX24HL-BS	880-7007	880-8007	880-0007	-	-	-	-
	Powder Extreme	'97-'98	YTX20H-BS	880-7004	880-8004	880-0004	YTX20-BS	880-7039	880-8039	880-0039
	Powder Special	'95-'97	YTX20H-BS	880-7004	880-8004	880-0004	YTX20-BS	880-7039	880-8039	880-0039
	Prowler, 2-Up (w/o electric start)	'94	SEE CONVENTIONAL BATTERY CHART	-	-	-	-	-	-	-
	Prowler, 2-Up (with electric start)	'94	YTX20H-BS	880-7004	880-8004	880-0004	YTX20-BS	880-7039	880-8039	880-0039
	Prowler	'90-'93	YTX14AHL-BS	880-7002	880-8002	880-0002	-	-	-	-
	Prowler 2-Up	'91-'93	YTX14AHL-BS	880-7002	880-8002	880-0002	-	-	-	-
	Prowler 2-Up	'95	YTX20H-BS	880-7004	880-8004	880-0004	YTX20-BS	880-7039	880-8039	880-0039
	Prowler Special	'91-'92	YTX20H-BS	880-7004	880-8004	880-0004	YTX20-BS	880-7039	880-8039	880-0039
	Puma, 2-Up, Deluxe	'94-'97	YTX14AH-BS	880-7001	880-8001	880-0001	-	-	-	-
	Sabercat 500 LX	'04-'05	YTX20H-BS	880-7004	880-8004	880-0004	YTX20-BS	880-7039	880-8039	880-0039
	Sabercat 500, 600, 700	'04-'06	YTX24HL-BS	880-7007	880-8007	880-0007	-	-	-	-
	T660 Touring	'04-'08	YTX24HL-BS	880-7007	880-8007	880-0007	-	-	-	-
	T660 Turbo	'04-'07	YTX24HL-BS	880-7007	880-8007	880-0007	-	-	-	-
	Thundercat	'97-'02	YTX20H-BS	880-7004	880-8004	880-0004	YTX20-BS	880-7039	880-8039	880-0039
	Wildcat (EFI)	'95-'96	SEE CONVENTIONAL BATTERY CHART	-	-	-	-	-	-	-
	Wildcat (EFI)	'93	YTX14AHL-BS	880-7002	880-8002	880-0002	-	-	-	-
	Wildcat MC	'94-'96	SEE CONVENTIONAL BATTERY CHART	-	-	-	-	-	-	-
	Wildcat Touring	'95-'96	SEE CONVENTIONAL BATTERY CHART	-	-	-	-	-	-	-
	Z 440	'98-'06	YTX14AH-BS	880-7001	880-8001	880-0001	-	-	-	-
	Z 370	'99-'07	YTX14AH-BS	880-7001	880-8001	880-0001	-	-	-	-
	Z 570	'02-'07	YTX24HL-BS	880-7007	880-8007	880-0007	-	-	-	-
	ZL 500	'01-'02	YTX20H-BS	880-7004	880-8004	880-0004	YTX20-BS	880-7039	880-8039	880-0039
	ZL 550, 600	'01-'03	YTX20H-BS	880-7004	880-8004	880-0004	YTX20-BS	880-7039	880-8039	880-0039
	ZL 800	'01	YTX20H-BS	880-7004	880-8004	880-0004	YTX20-BS	880-7039	880-8039	880-0039
	ZL 800	'02-'03	YTX24HL-BS	880-7007	880-8007	880-0007	-	-	-	-
	ZR 580 (EFI)	'95-'96	SEE CONVENTIONAL BATTERY CHART	-	-	-	-	-	-	-
	ZR 500, 600	'01-'02	YTX20H-BS	880-7004	880-8004	880-0004	YTX20-BS	880-7039	880-8039	880-0039
	ZR 800	'02-'03	YTX24HL-BS	880-7007	880-8007	880-0007	-	-	-	-
	ZR 900	'03-'06	YTX24HL-BS	880-7007	880-8007	880-0007	-	-	-	-
	ZRT 600,800	'97-'02	YTX20H-BS	880-7004	880-8004	880-0004	YTX20-BS	880-7039	880-8039	880-0039
BRP™ Ski-Doo™										
	All 4-stroke	'03	YTX24HL-BS	880-7007	880-8007	880-0007	-	-	-	-
	All Models	'-98	YTX24HL-BS	880-7007	880-8007	880-0007	-	-	-	-
	CK3 Types	'99-'03	YTX24HL-BS	880-7007	880-8007	880-0007	-	-	-	-
	Elite	'04-'06	-	-	-	-	YIX30L-BS	880-7015	880-8015	880-0015
	ZX Types	'99-'01	-	-	-	-	YTX15L-BS	880-7036	880-8036	-
	ZX Types	'02-'03	YTX20HL-BS	880-7005	880-8005	880-0005	YTX20L-BS	880-7040	880-8040	880-0040
1200										
	Grand Touring, Expedition	'10-'18	YTX20HL-BS	880-7005	880-8005	880-0005	YTX20L-BS	880-7040	880-8040	880-0040
	Expedition SE	'15-'19	-	-	-	-	YIX30L-BS	880-7015	880-8015	880-0015
	Renegade, GSX, MX Z	'09-'18	YTX20HL-BS	880-7005	880-8005	880-0005	YTX20L-BS	880-7040	880-8040	880-0040
1000										
	Expedition, Legend, Skandic	'03-'06	YTX24HL-BS	880-7007	880-8007	880-0007	-	-	-	-
900										
	Renegade, MX Z, Expedition, Grand Touring, Skandic	'14-'20	YTX20HL-BS	880-7005	880-8005	880-0005	YTX20L-BS	880-7040	880-8040	880-0040
850										
	Renegade X E-TEC, Adventure	'17-'20	YTX20HL-BS	880-7005	880-8005	880-0005	YTX20L-BS	880-7040	880-8040	880-0040

NEW

HELMETS

HELMET ACCESSORIES

APPAREL

ACCESSORIES

TRACKS & SUSPENSION

STEERING

TRANS MISSION

PLOW & WINCH

WIND SHIELDS

BRAKES & CARB.

ENGINE PARTS

ELECTRICAL

TRAILER

CHEMICALS

TECH & TOOLS

P.O.P

BATTERIES - HIGH PERFORMANCE AGM - AGM



CODE = B KEYWORD = 11

CC	Model	Year	High Performance AGM	YUASA	MotoXP	SPX	AGM	YUASA	MotoXP	SPX
BRP™ Ski-Doo™										
850										
	MXZ X E-TEC	'17-'20	YTX20HL-BS	880-7005	880-8005	880-0005	YTX20L-BS	880-7040	880-8040	880-0040
	SUMMIT E-TEC	'17-'20	YTX20HL-BS	880-7005	880-8005	880-0005	YTX20L-BS	880-7040	880-8040	880-0040
	Free Ride (All models)	'18-'20	YTX20HL-BS	880-7005	880-8005	880-0005				
800										
	Expedition	'07-'19	YTX20HL-BS	880-7005	880-8005	880-0005	YTX20L-BS	880-7040	880-8040	880-0040
	Renegade, Summit, Free Ride	'04-'19	YTX20HL-BS	880-7005	880-8005	880-0005	YTX20L-BS	880-7040	880-8040	880-0040
	GSX, MX Z	'04-'17	YTX20HL-BS	880-7005	880-8005	880-0005	YTX20L-BS	880-7040	880-8040	880-0040
600										
	Expedition, Skandic, Summit, Sport	'06-'20	YTX20HL-BS	880-7005	880-8005	880-0005	YTX20L-BS	880-7040	880-8040	880-0040
	Expedition SE, Skandic ACE	'15-'20	-	-	-	-	YIX30L-BS	880-7015	880-8015	880-0015
	Grand Touring, Renegade	'04-'20	YTX20HL-BS	880-7005	880-8005	880-0005	YTX20L-BS	880-7040	880-8040	880-0040
	Tundra, MX Z, GSX	'04-'20	YTX20HL-BS	880-7005	880-8005	880-0005	YTX20L-BS	880-7040	880-8040	880-0040
550										
	Expedition, Skandic, Tundra, Sport	'05-'20	YTX20HL-BS	880-7005	880-8005	880-0005	YTX20L-BS	880-7040	880-8040	880-0040
	Grand Touring, Renegade	'14	YTX20HL-BS	880-7005	880-8005	880-0005	YTX20L-BS	880-7040	880-8040	880-0040
	MX Z, GSX, GTX	'07-'14	YTX20HL-BS	880-7005	880-8005	880-0005	YTX20L-BS	880-7040	880-8040	880-0040
300										
	Skandic	'10	YTX20HL-BS	880-7005	880-8005	880-0005	YTX20L-BS	880-7040	880-8040	880-0040
Kawasaki™										
	All Models	All	YTX24HL-BS	880-7007	880-8007	880-0007	-	-	-	-
Polaris™										
	All EFI (RXL, 500 EFI)	'93-'97	SEE CONVENTIONAL BATTERY CHART	-	-	-	-	-	-	-
	All Electric Start Kits	'85-'93	YTX24HL-BS	880-7007	880-8007	880-0007	-	-	-	-
	All Electric Start Kits	'94-'05	YTX14AH-BS	880-7001	880-8001	880-0001	-	-	-	-
	All Other Models	'92-'05	YTX14AH-BS	880-7001	880-8001	880-0001	-	-	-	-
	Indy, Indy Trail	'84-'91	YTX24HL-BS	880-7007	880-8007	880-0007	-	-	-	-
800										
	Switchback, RMK	'10	YTX20HL-BS	880-7005	880-8005	880-0005	YTX20L-BS	880-7040	880-8040	880-0040
	Rush, Switchback, RMK	'11-'20	YTX20CH-BS	880-7003	880-8003	880-0003	-	-	-	-
	Indy	'14-'16	YTX20CH-BS	880-7003	880-8003	880-0003	-	-	-	-
	SKS	'16	YTX20CH-BS	880-7003	880-8003	880-0003	-	-	-	-
750										
	FS/FST, Wide Track	'06-'10	YTX20HL-BS	880-7005	880-8005	880-0005	YTX20L-BS	880-7040	880-8040	880-0040
	Turbo Switchback, Turbo Dragon	'06-'10	YTX20HL-BS	880-7005	880-8005	880-0005	YTX20L-BS	880-7040	880-8040	880-0040
	Turbo LX, IQ	'08-'14	YTX20HL-BS	880-7005	880-8005	880-0005	YTX20L-BS	880-7040	880-8040	880-0040
	FS Wide Track	'10-'13	YIX30L-BS	880-7015	880-8015	880-0015	-	-	-	-
600										
	IQ Touring	'08	YTX14AH-BS	880-7001	880-8001	880-0001	-	-	-	-
	IQ, Shift, Switchback, RMK	'09-'11	YTX20HL-BS	880-7005	880-8005	880-0005	YTX20L-BS	880-7040	880-8040	880-0040
	Shift, Switchback, RMK	'09-'10	YTX20HL-BS	880-7005	880-8005	880-0005	YTX20L-BS	880-7040	880-8040	880-0040
	Wide Track	'10-'16	YIX30L-BS	880-7015	880-8015	880-0015	-	-	-	-
	Rush	'10-'19	YTX20CH-BS	880-7003	880-8003	880-0003	-	-	-	-
	Switchback, RMK	'12-'19	YTX20CH-BS	880-7003	880-8003	880-0003	-	-	-	-
	Indy	'14-'20	YTX20CH-BS	880-7003	880-8003	880-0003	-	-	-	-
	Voyager	'14-'20	YTX20CH-BS	880-7003	880-8003	880-0003	-	-	-	-
	Wide Track	'14-'19	YIX30L	-	-	-	YIX30L-BS	880-7015	880-8015	880-0015
550										
	IQ, LXT, Shift	'13	YTX20HL-BS	880-7005	880-8005	880-0005	YTX20L-BS	880-7040	880-8040	880-0040
	Indy, VOYAGEUR	'14-'20	YTX20CH-BS	880-7003	880-8003	880-0003	-	-	-	-
	Adventure	'18	YTX20CH-BS	880-7003	880-8003	880-0003	-	-	-	-
	Wide Track	'18	YTX20CH-BS	880-7003	880-8003	880-0003	-	-	-	-
544										
	Trail, Trail Touring	'09	YTX14AH-BS	880-7001	880-8001	880-0001	-	-	-	-
500										
	Wide Track	'89-'14	YTX24HL-BS	880-7007	880-8007	880-0007	-	-	-	-
Yamaha™										
1049										
	FX Nytro	'08-'14	YTX20HL-BS	880-7005	880-8005	880-0005	YTX20L-BS	880-7040	880-8040	880-0040
	RS Venture	'09-'20	YTX20HL-BS	880-7005	880-8005	880-0005	YTX20L-BS	880-7040	880-8040	880-0040
	RS Vector (All Models)	'10-'18	YTX20HL-BS	880-7005	880-8005	880-0005	YTX20L-BS	880-7040	880-8040	880-0040
	SR VIPER L/M/R/S/X	'14-'19	YTX20H-BS	880-7004	880-8004	880-0004	-	-	-	-
	VK Professional II	'16-'20	YTX20HL-BS	880-7005	880-8005	880-0005	YTX20L-BS	880-7040	880-8040	880-0040
1000										
	Apex	'06-'18	YTX14H-BS	880-7008	880-8008	880-0008	YTX14-BS	880-7034	880-8034	880-0034
	Attak, GT	'06-'07	YTX14H-BS	880-7008	880-8008	880-0008	YTX14-BS	880-7034	880-8034	880-0034
	RS1000S, GT, RS	'06-'14	YTX20HL-BS	880-7005	880-8005	880-0005	YTX20L-BS	880-7040	880-8040	880-0040
	RX1000R RX (All Models)	'03-'05	YTX20HL-BS	880-7005	880-8005	880-0005	YTX20L-BS	880-7040	880-8040	880-0040
	Sidewinder (All Models)	'17-'20	YTX20H-BS	880-7004	880-8004	880-0004	-	-	-	-
973										
	(RS)Vector all models	'05-'09	YTX20HL-BS	880-7005	880-8005	880-0005	YTX20L-BS	880-7040	880-8040	880-0040
	RS Viking Professional, VK Pro.	'06-'15	YTX20HL-BS	880-7005	880-8005	880-0005	YTX20L-BS	880-7040	880-8040	880-0040
	RS Venture	'05-'08	YTX20HL-BS	880-7005	880-8005	880-0005	YTX20L-BS	880-7040	880-8040	880-0040
	Nytro	'06-'07	YTX20HL-BS	880-7005	880-8005	880-0005	YTX20L-BS	880-7040	880-8040	880-0040

*See Battery Cross Reference Chart on Page 890

TERMS & INDEX

NEW

HELMETS

HELMET ACCESSORIES

APPAREL

ACCESSORIES

TRACKS & SUSPENSION

STEERING

TRANS MISSION

PLOW & WINCH

WIND SHIELDS

BRAKES & CARB.

ENGINE PARTS

ELECTRICAL

TRAILER

CHEMICALS

TECH & TOOLS

P.O.P

BATTERIES - HIGH PERFORMANCE AGM - AGM



CODE = B KEYWORD = 11

CC	Model	Year	High Performance AGM	YUASA	MotoXP	SPX	AGM	YUASA	MotoXP	SPX
Yamaha™										
700										
	SXV700ER SXViper ER	'02-'05	YTX24HL-BS	880-7007	880-8007	880-0007	-	-	-	-
	VT700 Venture 700	'98-'04	YTX24HL-BS	880-7007	880-8007	880-0007	-	-	-	-
	VX700DX Vmax 700 Deluxe	'99-'00	YTX24HL-BS	880-7007	880-8007	880-0007	-	-	-	-
	VX700ER Vmax 700 ER	'01-'02	YTX24HL-BS	880-7007	880-8007	880-0007	-	-	-	-
	VX700XTCD Vmax 700 XTC Deluxe	'98	YTX24HL-BS	880-7007	880-8007	880-0007	-	-	-	-
600										
	VT600 Venture 600	'97-'98	SEE CONVENTIONAL BATTERY CHART	-	-	-	-	-	-	-
	VT600 Venture 600	'99-'06	YTX24HL-BS	880-7007	880-8007	880-0007	-	-	-	-
	VX600DX Vmax 600 Deluxe	'99-'01	YTX24HL-BS	880-7007	880-8007	880-0007	-	-	-	-
	VX600E/DX Vmax 600 LE/DX	'94-'96	SEE CONVENTIONAL BATTERY CHART	-	-	-	-	-	-	-
	VX600ER Vmax 600 ER	'02-'03	YTX24HL-BS	880-7007	880-8007	880-0007	-	-	-	-
	VX600XTC Vmax 600 XTC	'97-'98	SEE CONVENTIONAL BATTERY CHART	-	-	-	-	-	-	-
570										
	EX570E Exciter, II LE, Deluxe	'88-'93	SEE CONVENTIONAL BATTERY CHART	-	-	-	-	-	-	-
540										
	EC540 Excel	'79-'80	YTX24HL-BS	880-7007	880-8007	880-0007	-	-	-	-
	VK540E,M, II, III	'88-'05	SEE CONVENTIONAL BATTERY CHART	-	-	-	-	-	-	-
	XL540 XLV	'85-'90	SEE CONVENTIONAL BATTERY CHART	-	-	-	-	-	-	-
500										
	Phazer All Models	'07-'18	YTX14H-BS	880-7008	880-8008	880-0008	YTX14-BS	880-7034	880-8034	880-0034
	Venture Lite, MP, RS	'07-'18	YTX14H-BS	880-7008	880-8008	880-0008	YTX14-BS	880-7034	880-8034	880-0034
	PZ500DX Phazer 500 Deluxe	'01	SEE CONVENTIONAL BATTERY CHART	-	-	-	-	-	-	-
	VT500 Venture 500	'97-'01	SEE CONVENTIONAL BATTERY CHART	-	-	-	-	-	-	-
	VT500 Venture 500 XL	'99-'00	SEE CONVENTIONAL BATTERY CHART	-	-	-	-	-	-	-
	VX500E,F,DX,ST Vmax	'94-'01	SEE CONVENTIONAL BATTERY CHART	-	-	-	-	-	-	-
480										
	PZ480E Phazer Deluxe	'84-'89	YTX14AHL-BS	880-7002	880-8002	-	-	-	-	-
	PZ480E Phazer II LE, SS	'90-'98	YTX14AHL-BS	880-7002	880-8002	-	-	-	-	-
	VT480 Venture GT	'92-'93	YTX14AHL-BS	880-7002	880-8002	-	-	-	-	-
	VT480 Venture XL	'91-'97	YTX14AHL-BS	880-7002	880-8002	-	-	-	-	-
	VT480TR Venture TR Electric	'98	YTX14AHL-BS	880-7002	880-8002	-	-	-	-	-
340										
	CS340 Ovation Deluxe/LE	'89-'00	YTX14AHL-BS	880-7002	880-8002	-	-	-	-	-
	EC340 Excel III	'81-'88	YTX14AHL-BS	880-7002	880-8002	-	-	-	-	-
	ET340E Enticer	'79	YTX24HL-BS	880-7007	880-8007	880-0007	-	-	-	-
	ET340E Enticer	'80	YTX14AHL-BS	880-7002	880-8002	-	-	-	-	-
300										
	CF300 Inviter	'86-'90	SEE CONVENTIONAL BATTERY CHART	-	-	-	-	-	-	-
125										
	SV125E Sno-Sport	'90-'91	YTX14AHL-BS	880-7002	880-8002	-	-	-	-	-
80										
	SV80E Sno-Scout	'88-'90	SEE CONVENTIONAL BATTERY CHART	-	-	-	-	-	-	-

BATTERIES - YUMICRON / CONVENTIONAL CODE = B KEYWORD = 11

CC	Model	Year	Yumicron/Conventional	YUASA	MotoXP	SPX
Arctic Cat™						
570						
	F570, T570	'08-'14	YB18-A	880-7087	880-8087	880-2000
500						
	F5 LXR	'07-'14	YB18-A	880-7087	880-8087	880-2000
	4 Stroke Trail, Touring	'02-'03	Y50-N18L-A-CX	880-7162	-	-
	Bearcat 340, 440	'95-'00	YB14-A2	880-7068	880-8068	880-0900
	Bearcat 570	'04-'08	Y50-N18L-A-CX	880-7162	-	-
	Bearcat WT	'03-'04	Y50-N18L-A-CX	880-7162	-	-
	Bearcat WT	'95-'02	YB18-A	880-7087	880-8087	880-2000
	Cheetah 340,550	'94	YB14-A2	880-7068	880-8068	880-0900
	Cheetah 440 1-Speed, 2-Speed	'94	SYB14L-A2	-	880-8076	-
	Cheetah	'91-'93	SYB14L-A2	-	880-8076	-
	Cheetah	'89-'90	YB16L-B	880-7081	880-8081	-

BATTERIES - YUMICRON / CONVENTIONAL



CODE = B

KEYWORD = 11

CC	Model	Year	Yumicron/Conventional	YUASA	MotoXP	SPX
Arctic Cat™						
500						
	Cougar	'95-'98	YB18-A	880-7087	880-8087	880-2000
	Cougar	'91-'94	SYB14L-A2	-	880-8076	-
	Cougar	'89-'90	YB16L-B	880-7081	880-8081	-
	El Tigre 5000	'87-'88	YB14L-A2	880-7072	880-8072	880-1400
	EXT	'95-'97	YB7-A	880-7048	-	-
	EXT	'92-'94	SYB14L-A2	-	880-8076	-
	El Tigre, EXT	'89-'91	YB16L-B	880-7081	880-8081	-
	EXT (Powder Special)	'95-'96	YB18-A	880-7087	880-8087	880-2000
	EXT (EFI)	'98	YB18-A	880-7087	880-8087	880-2000
	EXT (EFI)	'95-'97	YB7-A	880-7048	-	-
	EXT (EFI)	'94	YB18-A	880-7087	880-8087	880-2000
	EXT 600	'97-'98	YB18-A	880-7087	880-8087	880-2000
	EXT Dlx (EFI)	'97-'98	Y50-N18L-A-CX	880-7162	-	-
	EXT Special	91-'92	YB14L-A2	880-7072	880-8072	880-1400
	F5	'07-'09	YB18-A	880-7087	880-8087	880-2000
	Firecat	03-'06	Y50-N18L-A-CX	880-7162	-	-
	Jag AFS	'89-'91	SYB14L-A2	-	880-8076	-
	Jag AFS L/T	'89-'93	SYB14L-A2	-	880-8076	-
	Jag Liquid	'96	YB14-A2	880-7068	880-8068	880-0900
	Jag Z	'94	YB14-A2	880-7068	880-8068	880-0900
	Jag Z	'93	SYB14L-A2	-	880-8076	-
	Jag, Jag Dlx	'94-'99	YB14-A2	880-7068	880-8068	880-0900
	Jag, Jag Dlx	'85-'93	SYB14L-A2	-	880-8076	-
	King Cat 900	'04-'06	Y50-N18L-A-CX	880-7162	-	-
	Lynx	'91-'93	SYB14L-A2	-	880-8076	-
	Mountain Cat	'01	YB18-A	880-7087	880-8087	880-2000
	Mountain Cat 500	'02	YB18-A	880-7087	880-8087	880-2000
	Mountain Cat 570	'02-'04	Y50-N18L-A-CX	880-7162	-	-
	Mountain Cat 600	'02-'04	YB18-A	880-7087	880-8087	880-2000
	Mountain Cat 800	'02-'04	Y50-N18L-A-CX	880-7162	-	-
	Mountain Cat 900	'03-'04	Y50-N18L-A-CX	880-7162	-	-
	Mountain Cat 1000	'02	YB18-A	880-7087	880-8087	880-2000
	Pantera 1000	'01-'02	YB18-A	880-7087	880-8087	880-2000
	Pantera 580	'99-'01	YB18-A	880-7087	880-8087	880-2000
	Pantera,580	'95-'98	Y50-N18L-A-CX	880-7162	-	-
	Pantera	'94	YB18-A	880-7087	880-8087	880-2000
	Pantera	'86-'93	SYB14L-A2	-	880-8076	-
	Pantera	'80-'85	YB16L-B	880-7081	880-8081	-
	Pantera 550, 600	'02-'05	YB18-A	880-7087	880-8087	880-2000
	Pantera 800	'02-'04	Y50-N18L-A-CX	880-7162	-	-
	Panther	'94-'96	YB14-A2	880-7068	880-8068	880-0900
	Panther	'89-'93	SYB14L-A2	-	880-8076	-
	Panther	'80-'88	YB16L-B	880-7081	880-8081	-
	Panther 340	'98-'00	YB14-A2	880-7068	880-8068	880-0900
	Panther 370	'01-'08	YB14-A2	880-7068	880-8068	880-0900
	Panther 440	'97-'02	YB14-A2	880-7068	880-8068	880-0900
	Panther 550	'97-'01	YB18-A	880-7087	880-8087	880-2000
	Panther 570	'02-'07	Y50-N18L-A-CX	880-7162	-	-
	Panther 660	'06-'08	Y50-N18L-A-CX	880-7162	-	-
	Powder Extreme	'97-'98	YB18-A	880-7087	880-8087	880-2000
	Powder Special	'95-'97	YB18-A	880-7087	880-8087	880-2000
	Prowler, 2-Up (w/o electric start)	'94	YB7-A	880-7048	-	-
	Prowler, 2-Up (with electric start)	'94	YB18-A	880-7087	880-8087	880-2000
	Prowler	'90-'93	YB14L-A2	880-7072	880-8072	880-1400
	Prowler 2-Up	'91-'93	YB14L-A2	880-7072	880-8072	880-1400
	Prowler 2-Up	'95	YB18-A	880-7087	880-8087	880-2000
	Prowler Special	'91-'92	YB18-A	880-7087	880-8087	880-2000
	Puma, 2-Up, Deluxe	'94-'97	YB14-A2	880-7068	880-8068	880-0900
	Sabercat 500 LX	'04-'05	YB18-A	880-7087	880-8087	880-2000
	Sabercat 500, 600, 700	'04-'06	Y50-N18L-A-CX	880-7162	-	-
	T660 Touring	'04-'08	Y50-N18L-A-CX	880-7162	-	-
	Thundercat	'97-'02	YB18-A	880-7087	880-8087	880-2000
	Wildcat (EFI)	95-'96	YB7-A	880-7048	-	-
	Wildcat (EFI)	'93	SYB14L-A2	-	880-8076	-
	Wildcat MC	'94-'96	YB7-A	880-7048	-	-
	Wildcat Touring	'95-'96	YB7-A	880-7048	-	-
	Z 440	'98-'06	YB14-A2	880-7068	880-8068	880-0900
	Z 370	'99-'07	YB14-A2	880-7068	880-8068	880-0900
	Z 570	'02-'07	Y50-N18L-A-CX	880-7162	-	-
	ZL 500	'01-'02	YB18-A	880-7087	880-8087	880-2000
	ZL 550, 600	'01-'03	YB18-A	880-7087	880-8087	880-2000
	ZL 800	'01	YB18-A	880-7087	880-8087	880-2000
	ZL 800	'02-'03	Y50-N18L-A-CX	880-7162	-	-
	ZR 580 (EFI)	'95-'96	YB7-A	880-7048	-	-
	ZR 500, 600	'01-'02	YB18-A	880-7087	880-8087	880-2000
	ZR 800	'02-'03	Y50-N18L-A-CX	880-7162	-	-
	ZR 900	'03-'06	Y50-N18L-A-CX	880-7162	-	-
	ZRT 600,800	'97-'02	YB18-A	880-7087	880-8087	880-2000

TERMS & INDEX

NEW

HELMETS

HELMET ACCESSORIES

APPAREL

ACCESSORIES

TRACKS & SUSPENSION

STEERING

TRANS MISSION

PLOW & WINCH

WIND SHIELDS

BRAKES & CARB.

ENGINE PARTS

ELECTRICAL

TRAILER

CHEMICALS

TECH & TOOLS

P.O.P

BATTERIES - YUMICRON / CONVENTIONAL



CODE = B **KEYWORD = 11**

CC	Model	Year	Yumicron/Conventional	YUASA	MotoXP	SPX
BRP™ Ski-Doo™						
	All Models	'98	Y50-N18L-A-CX	880-7162	-	-
	CK3 Types	'99-'03	Y50-N18L-A-CX	880-7162	-	-
	Expedition SE	'15-'19	YB30L-B	880-7095	880-8095	880-0095
	Expedition SE, Skandic ACE	'15-'19	YB30L-B	880-7095	880-8095	880-0095
Kawasaki™						
	All Models	All	Y50-N18L-A-CX	880-7162	-	-
Polaris™						
	All EFI (RXL, 500 EFI)	'93-'97	YB9A-A	880-7052	880-8052	-
	All Electric Start Kits	'85-'93	Y50-N18L-A-CX	880-7162	-	-
	All Electric Start Kits	'94-'05	YB14A-A2	880-7070	880-8070	880-1300
	All Other Models	'92-'05	YB14A-A2	880-7070	880-8070	880-1300
	Indy, Indy Trail	'84-'91	Y50-N18L-A-CX	880-7162	-	-
	FS Wide Track	'10-'13	YB30L-B	880-7095	880-8095	880-0095
	Wide Track	'10-'16	YB30L-B	880-7095	880-8095	880-0095
	Wide Track	'14-'17	YB30L-B	880-7095	880-8095	880-0095
544						
	Trail, Trail Touring	'09	YB14A-A2	880-7070	880-8070	880-1300
500						
	Wide Track	'89-'14	Y50-N18L-A-CX	880-7162	-	-
Yamaha™						
700						
	SXV700ER SXViper ER	'02-'05	Y50-N18L-A-CX	880-7162	-	-
	VT700 Venture 700	'98-'04	Y50-N18L-A-CX	880-7162	-	-
	VX700DX Vmax 700 Deluxe	'99-'00	Y50-N18L-A-CX	880-7162	-	-
	VX700ER Vmax 700 ER	'01-'02	Y50-N18L-A-CX	880-7162	-	-
	VX700XTCD Vmax 700 XTC Deluxe	'98	Y50-N18L-A-CX	880-7162	-	-
600						
	VT600 Venture 600	'97-'98	YB16AL-A2	880-7077	880-8077	880-1500
	VT600 Venture 600	'99-'06	Y50-N18L-A-CX	880-7162	-	-
	VX600DX Vmax 600 Deluxe	'99-'01	Y50-N18L-A-CX	880-7162	-	-
	VX600E/DX Vmax 600 LE/DX	'94-'96	YB16AL-A2	880-7077	880-8077	880-1500
	VX600ER Vmax 600 ER	'02-'03	Y50-N18L-A-CX	880-7162	-	-
	VX600XTC Vmax 600 XTC	'97-'98	YB16AL-A2	880-7077	880-8077	880-1500
570						
	EX570E Exciter, II LE, Deluxe	'88-'93	YB16AL-A2	880-7077	880-8077	880-1500
540						
	EC540 Excel	'79-'80	Y50-N18L-A-CX	880-7162	-	-
	VK540E,M, II, III	'88-'05	YB16AL-A2	880-7077	880-8077	880-1500
	XL540 XLV	'85-'90	YB16AL-A2	880-7077	880-8077	880-1500
500						
	PZ500DX Phazer 500 Deluxe	'01	YB16AL-A2	880-7077	880-8077	880-1500
	VT500 Venture 500	'97-'01	YB16AL-A2	880-7077	880-8077	880-1500
	VT500 Venture 500 XL	'99-'00	YB16AL-A2	880-7077	880-8077	880-1500
	VX500E,F,DX,ST Vmax	'94-'01	YB16AL-A2	880-7077	880-8077	880-1500
480						
	PZ480E Phazer Deluxe	'84-'89	YB14L-A2	880-7072	880-8072	880-1400
	PZ480E Phazer II LE, SS	'90-'98	SYB14L-A2	-	880-8076	-
	VT480 Venture GT	'92-'93	SYB14L-A2	-	880-8076	-
	VT480 Venture XL	'91-'97	SYB14L-A2	-	880-8076	-
	VT480TR Venture TR Electric	'98	SYB14L-A2	-	880-8076	-
340						
	CS340 Ovation Deluxe/LE	'89-'00	SYB14L-A2	-	880-8076	-
	EC340 Excel III	'81-'88	SYB14L-A2	-	880-8076	-
	ET340E Enticer	'79	Y50-N18L-A-CX	880-7162	-	-
	ET340E Enticer	'80	SYB14L-A2	-	880-8076	-
300						
	CF300 Inviter	'86-'90	YB16AL-A2	880-7077	880-8077	880-1500
125						
	SV125E Sno-Sport	'90-'91	SYB14L-A2	-	880-8076	-
80						
	SV80E Sno-Scoot	'88-'90	YB7L-B	880-7051	880-8051	-

BATTERY REPLACEMENT PARTS

GAMMA Part No.	Code	Keyword	Description	GAMMA Part No.	Code	Keyword	Description
880-7900	B	16B	PACK479100 12MM Nut & Bolt Set (5pk)	880-7907	B	16B	PACKSS22M 22MM Nut/Bolt Set (5pk)
880-7901	B	16B	5POLSS16M 16MM Bolt, Nut, Washer Set	880-7908	B	16B	5BNBSSREP 12MM Nut/Bolt Set (2 Sets)
880-7902	B	16B	PACK479862 12MM Nut & Bolt Set (5pk)	880-7909	B	16B	479843 YIX30L PW Tray
880-7903	B	16B	NUT & BOLT SET Nut & Bolt Set YIX30L (5pk)	880-7910	B	16B	478651 Terminal Cover Kit
			YIX30	880-7911	B	16B	478543 YTX20HL-PW Tray
880-7904	B	16B	PACK479643 Brass Nut/Bolt Set (5pk)	880-7950	B	16B	522MACIDP 22oz. Acid Bottle
880-7905	B	16B	PACKSSF6M 6MM Nut/Bolt Set (5pk)	880-7995	B	17	60052 Yuasa Small Display Rack
880-7906	B	16B	PACKSSF14M 14MM Nut/Bolt Set (5pk)				

BATTERY CONVERSION CHART

Application	Yuasa	Moto X	SPX
YTX12A-BS			880-0017
YTX14AH-BS	880-7001	880-8001	880-0001
YTX14AHL-BS	880-7002	880-8002	880-0002
YIX20HL-BS	880-7010		
YTX20CH-BS	880-7003	880-8003	880-0003
YTX20H-BS	880-7004	880-8004	880-0004
YTX20HL-BS	880-7005	880-8005	880-0005
YTX20HL-BS-PW	880-7006	880-8006	
YTX24HL-BS	880-7007	880-8007	880-0007
YTX14H-BS	880-7008	880-8008	880-0008
YT14B-BS	880-7012	880-8012	
YIX30L-BS	880-7015	880-8015	880-0015
YIX30L-BS-PW	880-7016		
YT19BL-B5	880-7020		
YT9B-BS	880-7022	880-8022	
YTZ5S-BS	880-7021		
YTX4L-BS	880-7025	880-8025	880-0025
YT4B-BS	880-7024	880-8024	
YTX5L-BS	880-7026	880-8026	880-0026
YT7B-BS	880-7027	880-8027	880-0027
YTX7A-BS	880-7028	880-8028	
YTX7L-BS	880-7029	880-8029	880-0029
YTX9-BS	880-7030	880-8030	880-0030
YT12A-BS	880-7031	880-8031	880-0031
YT12B-BS	880-7032	880-8032	880-0032
YTX12-BS	880-7033	880-8033	880-0033
YTX14-BS	880-7034	880-8034	880-0034
YTX14L-BS	880-7035	880-8035	880-0035
YTX15L-BS	880-7036	880-8036	
YTX16-BS	880-7037	880-8037	
YTX16-BS-1	880-7038	880-8038	
YTX20-BS	880-7039	880-8039	880-0039
YTX20L-BS	880-7040	880-8040	880-0040
YTZ7S	880-7253		880-0253**
YTZ10S	880-7250		880-0250**
YTZ12S	880-7251		880-0251**
YTZ14S	880-7252		880-0252**
YB2.5L-C		880-8041	
YB2.5L-C-1		880-8042	
YB3L-A	880-7043	880-8043	
YB3L-B	880-7044	880-8044	
YB4L-A	880-7045	880-8045	
YB4L-B		880-8046	
YB5L-B	880-7047		
YB7-A	880-7048		
YB7B-B	880-7049	880-8049	
YB7C-A	880-7050	880-8050	
YB7L-B	880-7051	880-8051	
YB9A-A	880-7052	880-8052	
YB9L-A2		880-8053	
YB9-B	880-7054	880-8054	
YB9L-B		880-8055	
YB10A-A2		880-8056	
YB10L-A2	880-7057	880-8057	
YB10L-B			
YB10L-B2	880-7059	880-8059	
YB12A-A	880-7060	880-8060	
YB12AL-A	880-7064	880-8064	880-0064
YB12AL-A2	880-7065	880-8065	
YB12A-B	880-7066	880-8066	
YB12C-A	880-7067	880-8067	
YB14-A2	880-7068	880-8068	880-0900
YB14A-A1	880-7069	880-8069	880-1300
YB14A-A2	880-7070	880-8070	880-1300
YB14L-A1	880-7071	880-8071	
YB14L-A2	880-7072	880-8072	880-1400
YB14-B2	880-7075		

Application	Yuasa	Moto X	SPX
SYB14L-A2		880-8076	
YB16AL-A2	880-7077	880-8077	880-1500
HYB16A-AB	880-7078	880-8078	
YB16-B	880-7079	880-8079	
YB16-B-LM		880-8080	
YB16L-B	880-7081	880-8081	
YB16HL-A-LM		880-8082	
YB16B-A	880-7083	880-8083	
YB16B-A1	880-7084	880-8084	
YB16C-B	880-7085	880-8085	
YB16CL-B	880-7086		880-1600
YB18-A	880-7087	880-8087	880-2000
YB18L-A	880-7088	880-8088	
Y50-N18A-A	880-7089	880-8089	
Y50-N18L-A	880-7090	880-8090	
Y50-N18L-A-LM		880-8091	
Y50-N18L-A3	880-7092	880-8092	880-1100
SY50-N18L-AT	880-7093	880-8093	
YB30L-B	880-7095	880-8095	880-0095
YB30CL-B	880-7096	880-8096	880-0096
51814		880-8097	
51913	880-7098		
53030		880-8099	
12N5-3B	880-7100	880-8100	
12N5-4B		880-8101	
12N5.5-3B	880-7102	880-8102	
12N5.5-4A	880-7103	880-8103	
12N5.5A-3B	880-7104	880-8104	
12N7-3B	880-7105	880-8105	
12N7-4A	880-7106	880-8106	
12N7D-3B	880-7108	880-8108	
12N9-4B-1	880-7111	880-8111	
12N12A-4A-1	880-7116	880-8116	
12N14-3A	880-7117	880-8117	
YHD-12H	880-7118		
6N2-2A	880-7119	880-8119	
6N2-2A-1		880-8120	
6N2-2A-3	880-7121	880-8121	
6N2-2A-4	880-7122	880-8122	
6N2-2A-8			
6N2A-2C	880-7124		
6N2A-2C-3		880-8125	
6N4-2A			
6N4-2A-3			
6N4-2A-4	880-7128	880-8128	
6N4-2A-5	880-7129	880-8129	
6N4A-4D	880-7131	880-8131	
6N4B-2A	880-7132	880-8132	
6N4B-2A-3	880-7133	880-8133	
6N4B-2A-5		880-8134	
6N4C-1B	880-7135		
6N5.5-1D	880-7136	880-8136	
6N6-1B		880-8138	
6N6-3B	880-7139	880-8139	
6N6-3B-1	880-7140	880-8140	
6N6-1D-2	880-7141	880-8141	
6N11-2D		880-8143	
6N11A-1B	880-7144	880-8144	
6N12A-2D		880-8146	
B38-6A	880-7147	880-8147	
6YB11-2D		880-8149	
YB12B-B2		880-8150	
12N24-3	880-7152		
YB6L-B			
6N2A-2C-1	880-7154		
6N4-2A-6	880-7155		
YB16-B-CX	880-7160		
YB16HL-A-CX	880-7161		
Y50-N18L-A-CX	880-7162		
YTZ8V-FA	880-7260		

** = Factory activated converted to Fresh pack
(FT) = Flush Mount Terminal

BATTERY UPGRADE

CROSS REFERENCE CHART



GYZ Series	AGM Factory Activated	AGM High Performance	AGM	YuMicron CX	Conventional
-	-	-	-	6YB11-2D	6N11-2D
-	-	YTZ5S-BS	YTX4L-BS	YB4L-A, YB4L-B	-
-	YTZ7S	-	YTX5L-BS	-	-
-	-	-	-	YB5L-B	12N5-3B
-	-	YTZ8V	YTX7L-BS	-	-
-	-	-	-	YB7L-B	12N7-3B
-	-	-	-	YB7-A	12N7-4A
-	-	-	-	YB9-B	12N9-4B-1
-	-	-	-	YB9L-B	12N9-3B (Discontinued)
-	-	-	-	YB10L-A2	12N10-3A-2 (Discontinued)
-	-	-	-	YB12A-A	12N12A-4A-1
GYZ16H	YTX14H	YTX14H-BS	YTX14-BS	-	-
-	YTX14AH	YTX14AH-BS	-	YB14-A2, YB14-B2	-
-	YTX14AH 3, 4	YTX14AH-BS 3, 4	-	YB14A-A1, YB14A-A2	-
-	YTX14AHL	YTX14AHL-BS	-	YB14L-A2	12N14-3A
-	YTX14AHL	YTX14AHL-BS	-	YB14L-B2	-
GYZ16HL	YTX14L	YTX14L-BS	-	-	-
-	-	-	YT19BL-BS	51913, 51814	-
-	YTX20CH	YTX20CH-BS	YTX16-BS	-	-
GYZ20H 7	YTX20H 8, YTX20 2	YTX20H-BS 2	YTX20-BS 2	YB16-B, YB16-B-CX	-
GYZ20H	YTX20H, YTX20 2	YTX20H-BS 2	YTX20-BS 2	YB18-A	-
-	YTX20HL-PW 6	YTX20HL-BS-PW 6	-	YB16CL-B	-
GYZ20HL 7, GYZ20L	YTX20HL, YTX20L	YTX20HL-BS	YTX20L-BS	YB16HL-A-CX	-
GYZ20HL, GYZ20L	YTX20HL, YTX20L 2	YTX20HL-BS 2	YTX20L-BS 2	YB16L-B	-
GYZ20HL, GYZ20L	YTX20HL, YTX20L 2	YTX20HL-BS 2	YTX20L-BS 2	YB18L-A	-
GYZ20HL 8, GYZ20L	YTX20HL, YTX20L	YTX20HL-BS 2	YTX20L-BS	-	-
-	YTX24HL 3	YTX24HL-BS 3	-	Y50-N18L-A, Y50-N18L-A-CX	-
-	YTX24HL	YTX24HL-BS	-	Y50-N18-A3	-
-	YTX24HL 1,3	YTX24HL-BS 1,3	-	SY50-N18-AT	-
-	YIX20HL 9	YIX20HL-BS 9 > YTX20HL-BS	-	-	-
GYZ32HL	YIX30L 9	YIX30L-BS	-	YB30L-B	-
-	YIX30L-PW 5,9	YIX30L-BS-PW 5,9	-	YB30CLB	-
-	YIX30L 9	YIX30L-BS 9	-	53030	Y60-N24AL-B (Discontinued)

- 1 Eliminates need for sensor (needs to be disabled).
- 2 The YTX20 series batteries may be used as an optional upgrade, but some modification to the hold down may be necessary. See battery label for retrofit cautions.
- 3 Top and front terminal mounts only.
- 4 Includes 10mm height spacer.
- 5 Includes 17mm height spacer.
- 6 Includes 20mm height spacer for use in replacing YB16CL-B.
- 7 For Harley-Davidson Models only.
- 8 GYZ20HL has flush terminals, different than OEM battery on Honda GL1800.
- 9 Preferred cold climate performance.



BATTERY SPECIFICATIONS
TERMINAL CONFIGURATIONS

Terminal				Battery Type				
Type	Front	Side	Top					
1				YB14L-A1 YTX16-BS-1				
2				YB9L-A2 12N5.5-4A	YB16AL-A2			
3				YB7C-A 12N24-3	Y60-N24AL-B 12N24-3A	Y60-N24-A		
4				YB12C-A YTX14L-BS YTX20CH-BS YTX20HL-BS-PW	YB16B-A YTX14H-BS YTX20-BS YTX24HL-BS	Y50-N18L-A3 YTX14AH-BS YTX20L-BS GYZ20L	YB30L-B YTX14AHL-B YTX20H-BS	YB30CL-B YTX15L-BS YTX20HL-BS
5				YTX4L-BS YTX9-BS YTX16-BS YB4L-A	YTX5L-BS YT12A-BS YB4L-B	YTZ7S YTX12-BS YB16C-B	YTX7A-BS KMX14-BS YB16CL-B	YTX7L-BS YTX14-BS YIX30L
6				YB3L-A YB7L-B YB12A-A YB16-B-CX 12N5-3B 12N7-4A 12N9-4B-1 6N6-3B B39-6	YB3L-B YB9A-A YB12AL-A YB16L-B 12N5-4B 12N7-4B 12N10-3A 6N6-3B-1 B54-6	YB5L-B YB9-B YB12A-B YB16HL-A-CX 12N5.5-3B 12N7D-3B 12N10-3A-1 6N11A-1B B38-6A	YB7-A YB9L-B YB14A-A1 SYB16L-B 12N5.5A-3B 12N9-3A-1 12N12A-4A-1 6N11-2D	YB7B-B YB10L-B YB16-B 12N7-3B 12N9-3B 6N12A-2D
7				HYB16A-AB Y50-N18A-A	YB16B-A1** Y50-N18L-A	YB18-A Y50-N18L-A-CX	YB18L-A SY50-N18L-AT	
8				YB10A-A2 YB12B-B2 SYB14L-A2 12N10-3A-2	YB10L-A2 YB14-A2 YB14-B2 12N11-3A-1	YB10L-B2 YB14A-A2 YB14L-B2 12N14-3A	YB12AL-A2* YB14L-A2	
9				YHD-12H 12N9-3A				
10				51814	51913	53030		
11				YT9B-BS YT7B-BS	YTZ10S YTR9-BS	YTZ12S YT12B-B	YTZ14S	YT14B-BS
12				YTR4A-BS				
13				YT4B-BS				

** Includes terminal adaptor for converting to side mount.
* Includes terminal adaptor for converting to top mount.

TERMS & INDEX

NEW

HELMETS

HELMET ACCESSORIES

APPAREL

ACCESSORIES

TRACKS & SUSPENSION

STEERING

TRANS MISSION

PLOW & WINCH

WIND SHIELDS

BRAKES & CARB.

ENGINE PARTS

ELECTRICAL

TRAILER

CHEMICALS

TECH & TOOLS

P.O.P

BATTERY SPECIFICATIONS

BATTERY UPGRADE CROSS REFERENCE CHART

Examples:

Designation of Battery Type Numbers

YT | X | 20 | H | L | - | B | S
 k | m | i | m | e | g | l

6 | N | 2 | - | 2 | A | - | 8 | Y | 50 | - | N | 18 | L | - | A | YB | 16 | A | L | - | A | 2
 h | j | b | i | e | f | h | i | d | e | f | g

12 | N | 12 | A | - | 4 | A | - | 1
 a | b | c | d | e | f | g

YT | Z | 10 | S
 k | m | i | e | g | l

Designations:

- a - nominal voltage
- b - vented type (normal type)
- c - battery capacity at 10 hour rate
- d - indication of different size of the same capacity batteries
- e - polarity location (see Fig. 1), configuration
- f - location of opening for exhaust (see Fig. 2)
- g - type of terminal
- h - symbol of YuMicron batteries
- i - performance level
- j - cranking or starting power
- k - symbol of Yuasa maintenance free (VRLA) batteries (YT, YI)
- l - sealed, non-spillable
- m - high performance

Fig. 1 "e" Polarity Location (L indicates positive terminal is located at right side.)

- 1 +	+ 2 -	- 3 +	+ 4 -
6N4C-1B	6N2-2A	YB10L-A2	YB12A-A

Fig. 2 "f" Location of opening for exhaust

A	B	C	D
12N7-4A	YB16CL-B	6N2A-2C	6N6-1D-2

Metric Conversion Chart					
1 inch	=	25.4 millimeters	1 millimeter	=	.04 inches
1 ounce	=	.03 liters	1 liter	=	33.8 ounces
1 pound	=	.45 kilograms	1 kilogram	=	2.2 pounds

TERMS & INDEX
NEW
HELMETS
HELMET ACCESSORIES
APPAREL
ACCESSORIES
TRACKS & SUSPENSION
STEERING
TRANS MISSION
PLOW & WINCH
WIND SHIELDS
BRAKES & CARB.
ENGINE PARTS
ELECTRICAL
TRAILER
CHEMICALS
TECH & TOOLS
P.O.P

BATTERY SPECIFICATIONS

HIGH PERFORMANCE MAINTENANCE FREE

Battery Specifications

12 VOLT

BATTERY TYPE	CAPACITY AH (10H-R)	DIMENSIONS - INCHES (± 1/16 IN)			DIMENSIONS - MILLIMETERS (± 2 MM)			ASSEMBLY FIGURE (AS PER COVER POLARITY)	WEIGHT W/D ACID LBS.	TERMINAL TYPE	ACID VOLUME (LITER)	REGULAR CHARGE CURRENT (AMP)	C.C.A. @ 0°F (-18°C)
		L	W	H	L	W	H						
YTX14AH-BS †††	FA 12	5 5/16	3 1/2	6 9/16	134	89	166		9.0	4	0.66	1.2	210
YTX14HL-BS	FA 12	5 5/16	3 1/2	6 9/16	134	89	166		9.0	4	0.66	1.2	210
YTX14H-BS	FA 12	6	3 7/16	5 3/4	150	87	145		8.8	4	0.69	1.2	260
YTX20CH-BS	18	6	3 7/16	6 3/8	150	87	161		11.0	4	0.82	1.8	270
YTX20H-BS	FA 18	6 7/8	3 7/16	6 1/8	175	87	155		12.4	4	0.93	1.8	310
YTX20HL-BS	FA 18	6 7/8	3 7/16	6 1/8	175	87	155		12.4	4	0.93	1.8	310
YTX20HL-BS-PW	FA 18	6 7/8	3 7/16	6 7/8 5	175	87	175		12.4	4	0.93	1.8	310
YTX24HL-BS	FA 21	8 1/8	3 7/16	6 3/8	205	87	162		14.4	4	0.99	2.1	350
YIX30L-BS	FA 30	6 9/16	5	6 7/8	166	126	175		22.0	5	1.40	3.0	385

MAINTENANCE FREE

Battery Specifications

12 VOLT

BATTERY TYPE	CAPACITY AH (10H-R)	DIMENSIONS - INCHES (± 1/16 IN)			DIMENSIONS - MILLIMETERS (± 2 MM)			ASSEMBLY FIGURE (AS PER COVER POLARITY)	WEIGHT W/D ACID LBS.	TERMINAL TYPE (REFER TO PAGE 6)	ACID VOLUME (LITER)	REGULAR CHARGE CURRENT (AMP)	C.C.A. @ 0°F (-18°C)
		L	W	H	L	W	H						
YTR4A-BS	2.3	4 1/2	1 15/16	3 3/8	114	49	86		2.0	12	0.14	0.3	45
YT4B-BS	2.3	4 1/2	1 9/16	3 7/16	114	39	86.5		2.1	13	0.12	0.3	40
YT4L-BS	3	4 1/2	2 13/16	3 3/8	114	71	86		2.9	5	0.18	0.4	50
YT4S-BS	4	4 1/2	2 13/16	4 3/16	114	71	106		3.5	5	0.24	0.5	70
YT7B-BS	6.5	6	2 9/16	3 11/16	150	65	93		5.0	11	0.33	0.7	85
YT7A-BS	6	6	3 7/16	3 3/4	150	87	94		5.3	5	0.33	0.7	90
YT7L-BS	6	4 1/2	2 13/16	5 3/16	114	71	131		5.1	5	0.33	0.6	85
YT9B-BS	8	6	2 3/4	4 1/8	150	70	105		7.5	11	0.40	0.8	115
YTX9-BS	FA 8	6	3 7/16	4 3/16	150	87	105		5.4	5	0.40	0.9	120
YT12A-BS	9.5	6	3 7/16	4 3/16	150	87	105		6.3	5	0.47	1.0	175
YT12B-BS	10	6	2 3/4	5 1/8	150	69	130		7.6	11	0.52	1.0	125
YTX12-BS	FA 10	6	3 7/16	5 1/8	150	87	130		7.5	5	0.60	1.2	180
KMX14-BS †	12	6	3 7/16	5 3/4	150	87	145		8.1	5	0.69	1.4	200
YT14B-BS	12	6 1/8	2 3/4	5 3/4	150	70	145		10.1	11	0.60	1.2	210
YTX14-BS	FA 12	6	3 7/16	5 3/4	150	87	145		8.1	5	0.69	1.4	200
YTX14L-BS	12	6	3 7/16	5 3/4	150	87	145		8.1	5	0.69	1.4	200
YTX15L-BS	13	6 7/8	3 7/16	5 1/8	175	87	130		8.8	4	0.69	1.3	230
YTX16-BS	14	6	3 7/16	6 3/8	150	87	161		10.3	4	0.78	1.4	230
YTX16-BS-1	14	6	3 7/16	6 3/8	150	87	161		10.3	1	0.78	1.4	230
YTX20-BS	FA 18	6 7/8	3 7/16	6 1/8	175	87	155		11.2	4	0.93	1.8	270
YTX20L-BS	FA 18	6 7/8	3 7/16	6 1/8	175	87	155		11.2	4	0.93	1.8	270

FA Also available Factory Activated. Drop "-BS" from part no.

††† Includes 10mm spacer for additional height required in replacing YB14A-A1 and YB14A-A2.

‡ Height with 20mm spacer included for use in replacing YB16CL-B.

† Available at Kawasaki dealers only.

YUMICRON CX

Battery Specifications

12 VOLT

BATTERY TYPE	CAPACITY AH (10H-R)	DIMENSIONS - INCHES (± 1/16 IN)			DIMENSIONS - MILLIMETERS (± 2 MM)			ASSEMBLY FIGURE (AS PER COVER POLARITY)	WEIGHT W/D ACID LBS.	TERMINAL TYPE (REFER TO PAGE 6)	ACID VOLUME (L)	REGULAR CHARGE CURRENT (AMP)
		L	W	H	L	W	H					
YB16-B-CX	19	6 7/8	4	6 1/8	175	100	155		10.5	6	40.6	1.9
YB16HL-A-CX	19	6 7/8	4	6 1/8	175	100	155		10.5	6	40.6	1.9
Y50-N18L-A-CX	20	8 1/8	3 9/16	6 3/8	205	90	162		11.2	7	47.3	2.0

YUMICRON

Battery Specifications

12 VOLT

BATTERY TYPE	CAPACITY AH (10H-R)	DIMENSIONS - INCHES (± 1/16 IN)			DIMENSIONS - MILLIMETERS (± 2 MM)			ASSEMBLY FIGURE (AS PER COVER POLARITY)	WEIGHT W/D ACID LBS.	TERMINAL TYPE (REFER TO PAGE 6)	ACID VOLUME (L)	REGULAR CHARGE CURRENT (AMP)
		L	W	H	L	W	H					
YB2.5L-C	2.5	3 3/16	2 3/4	4 1/8	80	70	105		1.7	-	8.1	0.3
YB2.5L-C-1	2.5	3 3/16	2 3/4	4 1/8	80	70	105		1.7	-	8.1	0.3
YB3L-A	3	3 7/8	2 1/4	4 3/8	98	56	110		2.5	6	8.1	0.3
YB3L-B	3	3 7/8	2 1/4	4 3/8	98	56	110		2.5	6	8.1	0.3
YB4L-A	4	4 3/4	2 3/4	3 5/8	120	70	92		2.8	5	10.1	0.4
YB4L-B	4	4 3/4	2 3/4	3 5/8	120	70	92		2.8	5	10.1	0.4
YB5L-B	5	4 3/4	2 3/8	5 1/8	120	60	130		3.5	6	12.2	0.5
YB7-A	8	5 5/16	3	5 1/4	135	75	133		5.1	6	20.3	0.8
YB7B-B	7	6	2 3/8	5 1/8	150	60	130		4.0	6	16.9	0.7
YB7C-A	8	5 1/8	3 9/16	4 1/2	130	90	114		5.1	3	20.3	0.8
YB7L-B	8	5 5/16	3	5 1/4	135	75	133		5.1	6	20.3	0.8
YB9A-A	9	5 5/16	3	6 1/8	135	75	155		5.3	6	20.3	0.9
YB9L-A2	9	5 5/16	3	5 1/2	135	75	139		5.3	2	20.3	0.9
YB9-B	9	5 5/16	3	5 1/2	135	75	139		5.3	6	20.3	0.9
YB9L-B	9	5 5/16	3	5 1/2	135	75	139		5.3	6	20.3	0.9
YB10A-A2	11	5 5/16	3 9/16	6 1/8	135	90	155		7.0	8	27.0	1.1
YB10L-A2	11	5 5/16	3 9/16	5 3/4	135	90	145		7.0	8	27.0	1.1
YB10L-B	11	5 5/16	3 9/16	5 3/4	135	90	145		7.0	6	27.0	1.1
YB10L-B2	11	5 5/16	3 9/16	5 3/4	135	90	145		7.0	8	27.0	1.1
YB12A-A	12	5 5/16	3 3/16	6 5/16	134	80	160		6.8	6	27.0	1.2
YB12A-A W/S †	12	5 5/16	3 3/16	6 5/16	134	80	160		6.8	6	27.0	1.2
YB12A-A W/A **	12	5 5/16	3 3/16	6 5/16	134	80	160		6.8	6	27.0	1.2
YB12AL-A W/A †	12	5 5/16	3 3/16	6 5/16	134	80	160		6.8	6	25.4	1.2
YB12AL-A	12	5 5/16	3 3/16	6 5/16	134	80	160		6.8	6	25.4	1.2
YB12AL-A2 *	12	5 5/16	3 3/16	6 5/16	134	80	160		6.8	6	25.4	1.2
YB12A-B	12	5 5/16	3 3/16	6 5/16	134	80	160		6.8	6	25.4	1.2

† When ordering this battery, specify sensor.
 †† Includes terminal adaptor for converting to top mount.
 ** When ordering this battery, specify terminal adaptor.
 ††† Discontinued, use YB12AL-A2.

TERMS & INDEX
 NEW
 HELMETS
 HELMET ACCESSORIES
 APPAREL
 ACCESSORIES
 TRACKS & SUSPENSION
 STEERING
 TRANS MISSION
 PLOW & WINCH
 WIND SHIELDS
 BRAKES & CARB.
 ENGINE PARTS
 ELECTRICAL
 TRAILER
 CHEMICALS
 TECH & TOOLS
 P.O.P.

BATTERY SPECIFICATIONS

YUMICRON Battery Specifications

12 VOLT (CONTINUED)

BATTERY TYPE	CAPACITY AH (10H-R)	DIMENSIONS - INCHES (± 1/16 IN)			DIMENSIONS - MILLIMETERS (± 2 MM)			ASSEMBLY FIGURE (AS PER COVER POLARITY)	WEIGHT W/O ACID LBS.	TERMINAL TYPE (REFER TO PAGE 6)	ACID VOLUME (OZ)	REGULAR CHARGE CURRENT (AMP)
		L	W	H	L	W	H					
YB12B-B2	12	6 5/16	3 9/16	5 1/8	160	90	130		7.1	8	27.0	1.2
YB12C-A	12	5 5/16	3 3/16	6 7/8	134	80	175		7.1	4	27.0	1.2
YB14-A2	14	5 5/16	3 1/2	6 9/16	134	89	166		7.6	8	30.4	1.4
YB14A-A1	14	5 5/16	3 1/2	6 15/16	134	89	176		7.9	6	30.4	1.4
YB14A-A2	14	5 5/16	3 1/2	6 15/16	134	89	176		7.9	8	30.4	1.4
YB14L-A1	14	5 5/16	3 1/2	6 9/16	134	89	166		7.6	1	30.4	1.4
YB14L-A2	14	5 5/16	3 1/2	6 9/16	134	89	166		7.6	8	30.4	1.4
YB14L-A2 w/s †	14	5 5/16	3 1/2	6 9/16	134	89	166		7.6	8	30.4	1.4
YB14L-B2	14	5 5/16	3 1/2	6 9/16	134	89	166		7.6	8	30.4	1.4
YB14-B2	14	5 5/16	3 1/2	6 9/16	134	89	166		7.6	8	30.4	1.4
SYB14L-A2 #	14	5 5/16	3 1/2	6 9/16	134	89	166		7.6	8	30.4	1.4
SYB14L-B2 #m1	14	5 5/16	3 1/2	6 9/16	134	89	166		7.6	8	30.4	1.4
YB16AL-A2	16	8 1/8	2 13/16	6 7/16	207	71.5	164		8.6	2	37.2	1.6
HYB16A-AB	16	6	3 5/8	7 1/16	151	91	180		8.5	7	30.4	1.6
YB16-B	19	6 7/8	4	6 1/8	175	100	155		10.5	6	40.6	1.9
YB16L-B	19	6 7/8	4	6 1/8	175	100	155		10.5	6	40.6	1.9
YB16B-A	16	6 5/16	3 9/16	6 3/8	160	90	161		8.4	4	33.8	1.6
YB16B-A1 *	16	6 5/16	3 9/16	6 3/8	160	90	161		8.4	7	33.8	1.6
YB16C-B	19	6 7/8	4	6 7/8	175	100	175		10.1	5	40.6	1.9
YB16CL-B	19	6 7/8	4	6 7/8	175	100	175		10.1	5	40.6	1.9
SYB16L-B # D2	19	6 15/16	4	6 1/8	175	100	155		9.3	6	43.9	1.9
YB18-A	18	7 1/8	3 9/16	6 3/8	180	90	162		9.4	7	40.6	1.8
YB18L-A	18	7 1/8	3 9/16	6 3/8	180	90	162		9.4	7	40.6	1.8
Y50-N18A-A	20	8 1/8	3 9/16	6 15/16	205	90	176		11.2	7	50.7	2.0
Y50-N18L-A	20	8 1/8	3 9/16	6 3/8	205	90	162		11.2	7	47.3	2.0
Y50-N18L-A3	20	8 1/8	3 9/16	6 3/8	205	90	162		11.2	4	47.3	2.0
SY50-N18L-AT #	20	8 1/8	3 9/16	6 3/8	205	90	162		11.2	7	47.3	2.0
Y60-N24-A	28	7 1/4	4 7/8	6 7/8	184	124	175		14.4	3	57.5	2.8
Y60-N24AL-B D3	28	7 1/4	4 7/8	6 7/8	184	124	175		14.4	3	57.5	2.8
YB30L-B	30	6 5/8	5 3/16	6 15/16	168	132	176		14.1	4	57.5	3.0
YB30CL-B	30	6 5/8	5 3/16	7 9/16	168	132	192.2		14.5	4	57.5	3.0
S1814	19***	7 7/16	3 1/4	6 7/8	186	82	171		9.4	10	33.8	1.9
S1913	19***	7 7/16	3 1/4	6 7/8	186	82	171		9.4	10	33.8	1.9
S3030	30***	7 7/16	5 1/8	6 7/8	186	130	171		16.1	10	54.1	3.0

† When ordering this battery, specify sensor.
 # This battery includes a sensor.
 * Includes terminal adaptor for converting to top mount.
 *** @ 20 hr. rate.

D1 Discontinued, use YB14L-B2
 D2 Discontinued, use YB16L-B
 D3 Discontinued, use S3030

CONVENTIONAL Battery Specifications

12 VOLT

BATTERY TYPE	CAPACITY AH (10H-R)	DIMENSIONS - INCHES (± 1/16 IN)			DIMENSIONS - MILLIMETERS (± 2 MM)			ASSEMBLY FIGURE (AS PER COVER POLARITY)	WEIGHT W/O ACID LBS.	TERMINAL TYPE (REFER TO PAGE 6)	ACID VOLUME (OZ)	REGULAR CHARGE CURRENT (AMP)
		L	W	H	L	W	H					
12N5-3B	5	4 3/4	2 3/8	5 1/8	120	60	130		3.1	6	13.5	0.5
12N5-4B	5	4 3/4	2 3/8	5 1/8	120	60	130		3.1	6	13.5	0.5
12N5.5-3B	5.5	5 5/16	2 3/8	5 1/8	135	60	130		4.3	6	13.5	0.6
12N5.5-4A	5.5	5 5/16	2 3/8	5 1/8	135	60	130		4.3	2	13.5	0.6
12N5.5A-3B	5.5	4 1/16	3 9/16	4 1/2	103	90	114		4.3	6	16.9	0.6
12N7-3B	7	5 5/16	3	5 1/4	135	75	133		4.9	6	16.9	0.7
12N7-4A	7	5 5/16	3	5 1/4	135	75	133		4.9	6	16.9	0.7
12N7-4B	7	5 5/16	3	5 1/4	135	75	133		4.9	6	16.9	0.7
12N7D-3B	7	5 5/16	3	5 15/16	135	75	150		4.9	6	20.3	0.7
12N9-3A	9	5 5/16	3	5 1/2	135	75	139		5.4	9	20.3	0.9
12N9-3A-1 D4	9	5 5/16	3	5 1/2	135	75	139		5.4	6	20.3	0.9
12N9-3B	9	5 5/16	3	5 1/2	135	75	139		5.4	6	20.3	0.9
12N9-4B-1	9	5 5/16	3	5 1/2	135	75	139		5.4	6	20.3	0.9
12N10-3A D5	10	5 5/16	3 9/16	5 3/4	135	90	145		6.4	6	27.0	1.0
12N10-3A-1 D5	10	5 5/16	3 9/16	5 3/4	135	90	145		6.4	6	27.0	1.0
12N10-3A-2	10	5 5/16	3 9/16	5 3/4	135	90	145		5.8	8	27.0	1.0
12N11-3A-1	11	5 5/16	3 9/16	6 1/8	135	90	155		7.5	8	27.0	1.1
12N12A-4A-1	12	5 5/16	3 3/16	6 5/16	134	80	160		6.8	6	23.7	1.2
12N14-3A	14	5 5/16	3 1/2	6 9/16	134	89	166		7.5	8	27.0	1.4
12N24-3A	24	7 1/4	4 7/8	6 7/8	184	124	175		12.1	3	40.6	2.4
12N24-3	24	7 1/4	4 7/8	6 7/8	184	124	175		12.1	3	40.6	2.4
YHD-12H	29	8 1/8	5 1/4	6 1/2	206	133	165		13.3	9	74.4	2.8

D4 Discontinued, use YB9L-A2
 D5 Discontinued

CONVENTIONAL Battery Specifications

6 VOLT

BATTERY TYPE	CAPACITY AH (10H-R)	DIMENSIONS - INCHES (± 1/16 IN)			DIMENSIONS - MILLIMETERS (± 2 MM)			ASSEMBLY FIGURE (AS PER COVER POLARITY)	WEIGHT W/O ACID LBS	TERMINAL TYPE (REFER TO PAGE 6)	ACID VOLUME (OZ)	REGULAR CHARGE CURRENT (AMP)
		L	W	H	L	W	H					
6N2-2A	2	2 3/4	1 7/8	3 3/4	70	47	96		1.0	-	3.4	0.2
6N2-2A-1	2	2 3/4	1 7/8	3 3/4	70	47	96		1.0	-	3.4	0.2
6N2-2A-3	2	2 3/4	1 7/8	3 3/4	70	47	96		1.0	-	3.4	0.2
6N2-2A-4	2	2 3/4	1 7/8	3 3/4	70	47	96		1.0	-	3.4	0.2
6N2-2A-8	2	2 3/4	1 7/8	3 3/4	70	47	96		1.0	-	3.4	0.2
6N2A-2C	2	2 3/4	1 7/8	4 3/16	70	47	106		1.0	-	3.4	0.2
6N2A-2C-1 ##	2	2 3/4	1 7/8	4 3/16	70	47	106		1.0	-	3.4	0.2
6N2A-2C-3	2	2 3/4	1 7/8	4 3/16	70	47	106		1.0	-	3.4	0.2
6N4-2A	4	2 13/16	2 13/16	3 3/4	71	71	96		1.3	-	6.8	0.4
6N4-2A-3	4	2 13/16	2 13/16	3 3/4	71	71	96		1.3	-	6.8	0.4
6N4-2A-4	4	2 13/16	2 13/16	3 3/4	71	71	96		1.3	-	6.8	0.4
6N4-2A-5	4	2 13/16	2 13/16	3 3/4	71	71	96		1.3	-	6.8	0.4
6N4-2A-6	4	2 13/16	2 13/16	3 3/4	71	71	96		1.3	-	6.8	0.4
6N4-2A-8	4	2 13/16	2 13/16	3 3/4	71	71	96		1.3	-	6.8	0.4
6N4A-4D	4	2 3/8	2 1/4	5 1/8	61	57	131		1.7	-	6.8	0.4
6N4B-2A	4	4	1 7/8	3 3/4	102	48	96		1.7	-	6.8	0.4
6N4B-2A-3	4	4	1 7/8	3 3/4	102	48	96		1.7	-	6.8	0.4
6N4B-2A-5	4	4	1 7/8	3 3/4	102	48	96		1.7	-	6.8	0.4
6N4C-1B	4	2 13/16	2 13/16	4 1/8	71	71	105		1.4	-	6.8	0.4
6N5.5-1D	5.5	3 9/16	2 3/4	3 15/16	90	70	100		1.8	-	10.1	0.6
6N5.5-1D-1 D5	5.5	3 9/16	2 3/4	3 15/16	90	70	100		1.8	-	10.1	0.6
6N6-1B	6	3 7/8	2 1/4	4 3/8	99	57	111		2.0	-	10.1	0.6
6N6-3B	6	3 7/8	2 1/4	4 3/8	99	57	111		2.0	6	10.1	0.6
6N6-3B-1	6	3 7/8	2 1/4	4 3/8	99	57	111		2.0	6	10.1	0.6
6N6-1D D5	6	3 7/8	2 1/4	4 3/8	99	57	111		2.0	-	10.1	0.6
6N6-1D-2	6	3 7/8	2 1/4	4 3/8	99	57	111		2.0	-	10.1	0.6
B39-6	7	4 15/16	1 7/8	4 15/16	126	48	126		2.8	6	10.1	0.7
6N11-2D	11	5 7/8	2 3/4	3 15/16	150	70	100		3.5	6	13.5	1.1
6N11A-1B	11	4 13/16	2 7/16	5 1/8	122	62	131		3.5	6	13.5	1.1
B54-6	12	6 1/8	2 1/4	4 9/16	156	57	116		3.8	6	16.9	1.2
6N12A-2D	12	6 1/8	2 1/4	4 9/16	156	57	116		3.8	6	15.2	1.2
B38-6A	13	4 11/16	3 1/4	6 15/16	119	83	161		4.7	6	21.0	1.3
6YB8L-B	8	4 3/4	2 3/4	3 3/4	120	70	95		3.0	6	10.5	0.8
6YB11-2D	11	5 7/8	2 3/4	3 15/16	150	70	100		4.4	6	13.5	1.1

6N2A-2C-1 replaces B60-6
 D5 Discontinued

BOOSTER BOX TIRE INFLATOR

- 12VDC 2.5 Amp (30w) to 6 Amp (72w)
- 0-40 PSI in 15 mins (205/65 R15 tire)
- Run Time at 6 Amps (72w) SSC01 24 M, SSC05 40 mins, SSC06 52 mins.

Part No.	Code	Keyword
880-4130	B	17



BATTERY STRAP



Part No.	Code	Keyword
880-9020	B	16B

OEM# 5224468, 5410608

Length (mm)	Hole (mm)	C to C (mm)
110	3.4	95.5

Model	Year
Polaris™	
ASSAULT RMK 800	2015-18
INDY 550 ALL	2014-21
INDY 600 ALL	2013-21
INDY 800 ALL	2014-20
INDY 850 ALL	2019-21
INDY EVO	2019-21
MATRIX 650	2021
MATRIX INDY/SWITCHBACK 850	2021
PRO-RMK 600	2012-21
PRO-RMK 800	2011-20
PRO-RMK 850	2019-21
RMK 600	2012-21
RMK 800	2011-16
RMK ASSAULT 800	2013-19
RMK EVO	2020-21
RMK KHAOS 800	2020-21
RMK KHAOS 850	2020-21
RUSH 600	2010-20
RUSH 800	2011-20
RUSH 850	2019-20

Model	Year
Polaris™	
RXL 650	1991
RXL SKS 650	1991
SKS 800	2016-20
SKS 850	2019-20
SWITCHBACK 600 ALL	2012-21
SWITCHBACK 800 ALL	2012-20
SWITCHBACK 850 ALL	2019-21
SWITCHBACK ASSAULT 600	2017-21
SWITCHBACK ASSAULT 600	2014
SWITCHBACK ASSAULT 800	2013-20
SWITCHBACK ASSAULT 850	2019-21
VOYAGEUR 550	2017-21
ATV	
OUTLAW 500	2006-07
OUTLAW 525	2007-11
PREDATOR 500	2003-07
PWC	
GENESIS I	1999-02
GENESIS II	2002
PRO 1200	2000-01



YUASA BATTERY ACCESSORIES



DIGITAL POWERSPORTS BATTERY TESTER

- Developed exclusively for Powersports batteries.
- Determines accurate battery status in seconds.
- Tests batteries according to A.H. rating.
- Single load, dynamic resistance technology minimizes battery drain during test.
- Tests both charged and discharged batteries.
- 1 year manufacturers warranty.

Part No.	Code	Keyword
880-8304	B	17



FUSED RING CONNECTORS

- Simple, quick connection.
- Can be used with Yuasa's 1.5 Amp and 900 mA chargers for applications ranging from motorcycles, automobiles and personal watercraft to ATVs, snowmobiles and riding mowers.

Part No.	Code	Keyword
880-8302	B	17



HEAVY DUTY 8' 8-GAUGE JUMPER CABLES

Heavy-duty, 8-ft., 8-gauge wires, supplied in a convenient storage bag.



Part No. Code Keyword
880-8303 B 17

10-BANK BATTERY MAINTAINER

- Maintain up to 10 batteries at a time.
- 5-stage maintenance/float charge.
- Prequalification battery test.
- Built-in timer for battery protection.



Part No. Code Keyword
880-8308 B 17

2-BANK 2-AMP 6/12V CHARGER



Part No. Code Keyword
880-8309 B 17

3-AMP 12V CHARGER



Part No. Code Keyword
880-8310 B 17

1 AMP AUTOMATIC BATTERY CHARGER & MAINTAINER

- 3 stage charge cycle
- Easy-to-use — just plug in and attach to battery
- 3 color LED displays your charge status at a glance
- Automatically switches to maintenance mode after battery reaches peak voltage
- Designed to prevent overcharging
- Includes 12 ft. total cable length, quick connect adapter and alligator clips
- 5 year limited warranty



Part No. Code Keyword
880-8311 B 17

DIGITAL BATTERY PRINT TESTER



Part No. Code Keyword
880-8312 B 17

DIGITAL BATTERY PRINT TESTER REPLACEMENT ROLLS 2PK



Part No. Code Keyword
880-8313 B 17

NGK SPARK PLUGS

SERIOUS POWER FOR ALL TYPES OF ENGINES



NGK Spark Plugs are available in many heat ratings for each application. Each rating has a wide range of operating temperature. Selection on the proper heat rating is determined by the condition of the engine and the way it is driven. Wide heat range is crucial for optimum engine performance. The plug must operate at a temperature hot enough to burn off deposits which cause fouling and misfiring; yet be cool enough to prevent pre-ignition. NGK's heat range is much wider than ordinary plugs. In fact, a single NGK Spark plug type often covers the range of two or three conventional plugs. At low speeds or in stop-and-go driving, NGK's will resist build-up and avoid fouling. The same NGK plugs will also resist pre-ignition problems when severe heat is generated by high speed or heavy load condition. One secret to NGK's wider heat range rating is advanced design, materials, and construction. With the introduction of the copper core in 1958, NGK dramatically changed spark plug technology. Copper's heat conductivity and electrical properties are superior to conventional plugs. Heat is quickly dissipated from the centre electrode and insulator to avoid plug damaging hot spots and to prolong plug life. NGK also engineered a longer insulator nose to minimize carbon build-up and reduce cold operation misfiring. Superior construction. Longer life. Optimum performance. All are standard with NGK, the brand specified as the source for serious power on more new automotive, motorcycle, snowmobile, marine and small engines than any other spark plug in the world.

Design Symbols used in NGK Spark Plugs

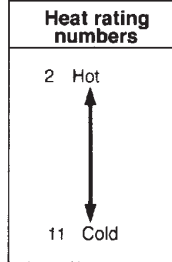
Thread Diameter	Thread Reach	Firing End Construction	
A: 18mm	E: 19mm (3/4")	A: Special Design	P: Platinum tip (Premium)
B: 14mm	F: Tapered Seat	B: Special Design	Q: 4-Ground electrodes
C: 10mm	H: 12.7mm (1/2")	C: Special ground electrode	R: Delta ground electrode for BMW
D: 12mm	L: 11.2mm (7/16")	G: Racing Use	S: Standard 2.6 mm center electrode
J: 12mm	No Symbol	GV: Special Construction of V-Type, Racing Use	T: 3-Ground electrodes
	18mm = 12mm Reach	H: Half thread	V: Fine-wire center electrode (Gold Palladium)
	14mm = 9.5mm(3/8") Reach	K: 2-Ground electrodes Special for Toyota	VX: Platinum tip (High performance)
		L: Half heat range (See Heat range chart)	W: Tungsten electrode
		LM: Compact type for Lawn Mower	X: Booster gap
		M: 2-Ground electrodes for Mazda Rotary Eng.	Y: V-Grooved center electrode
		N: Special Ground Electrode	

Construction
C: Hex Size 5/8"
*K: Hex Size 5/8" projected Tip (ISO)
M: Compact Type
P: Projected Insulator Type
R: Resistor Type
SD: Surface Discharge For Rotary Engines
U: Surface of Semi-Surface Discharge Type
Z: Inductive Suppressor

BCPR6ES - 11

Wide Gap
8:0.8mm (.032")
9:0.9mm (.036")
10:1.0mm (.040")
11:1.1mm (.044")
13:1.3mm (.050")
14:1.4mm (.055")
15:1.5mm (.060")
20:2.0mm (.080")

Construction
R: Resistor



Plug Type
P: Platinum tip (Premium)
Z: Extended gap
PZ: Platinum tip (Premium) Extended tip

Construction
A: Special Design
B: Special Design
C: Special Design
D: Special Design
E: Special Design
F: Special Design
J: Special Design

PFR6A - 11A

Metal Shell Size
F: 14, 19mm (3/4") Reach, 16mm (5/8") Hex.
G: 14, 19mm (3/4") Reach, 20.6mm (13/16") Hex.
J: 12, 19mm (3/4") Reach, 19mm Hex.

Design Symbols Used in V-Power →



* Do not interchange with CP type (BKR5ES — X — BCPR5ES)

NGK SPARK PLUGS

CODE = A

KEYWORD = 13



SPARK PLUG SOLID CAP & ANTI-FOULING PLUGS

BR8ES
BR9ES
BR10ES] All Solid Cap

BR8ESS
BR9ESS] Non-Solid Cap

BR10EY-A, BR8EY-A, BR9EY-A & BR10EY-A - Solid Cap/Anti-Fouling. Tired of constantly fouling plugs? Chances are this will cure your problem. Replace your BR9ES with a BR9EY-A.

Part No.	Description	Part No.	Description	Part No.	Description	Part No.	Description
AB6	2910	BPZ8HS-10	3133	BU8H	6431	DR8ES-L	2923
AB7	3010	BP8H-N-10	4838	BZ7HS-10	3579	DR8HS	5123
AB8	7909	BP8HS-10	3823	B6L	3212	DR9EA	3437
B-4	3210	BR10ECS	5880	B7HS	5110	D7EA	7912
BKR5E	7938	BR10EG	3830	B7S	3710	D8EA	2120
BKR5ES-11	2382	BR10ES	4684	B8S	3810	IFR5L-11	6502
BKR6E	6962	BR10EY-A	7613	CPR6EB-9	5958	IFR8H11	5068
BKR6ES	6364	BR4HS	3322	CPR7EA-9	3901	IJR7A-9	7901
BKR7E	4644	BR4LM	4133	CPR8E	7411	IMR8C-9H	3653
BMR2A	7677	BR5ES	5866	CPR8EB-9	6607	IMR9C-9H	6777
BMR4A	5728	BR5HS	3722	CR10EK	2360	JR9B	3188
BMR6A	7421	BR6ES	4922	CR6E	6965	JR9C	6193
BMR7A	4226	BR6FS	4323	CR6EIA-9	7967	KR8AI	5477
BM6F	6221	BR6HS	3922	CR6HSA	2983	LB01EP	CAP 8328
BM7A	6521	BR6S	3522	CR7E	4578	LB05EP	CAP 8020
BM7F	6421	BR7ES	5122	CR7HSA	4549	LB05EZ	CAP 8744
BPMR4A	6028	BR7HS	4122	CR8E	1275	LB05FP	CAP 8030
BPMR6A	6726	BR7HS-10	1098	CR8EH-9	5666	LD05FP	CAP LD05FP 8070
BPMR7A	4626	BR8ECM	3035	CR8EIB-10	4948	LF85A-11	6376
BPM4A	5928	BR8ECS	4172	CR8EKB	4374	LMAR6A-9	5946
BPM6F	5950	BR8EG	3130	CR9E	6263	LMAR6C-9	1679
BPR2ES	2264	BR8ES	3961 SOLID	CR9EB	6955	LMAR8C-9	93833
BPR4HS	7823	BR8ESS	5422 NON-SOLID	CR9EH-9	7502	LMAR9AI-8	97225
BPR5ES	7734	BR8EY-A	2663 ANTI-FOUL	CR9EIA-9	6289	LMAR9D-J	1633
BPR5ES-11	7634	BR8HS	4322	CR9EK	4548	LZFH	CAP 8381
BPR5EY	1233	BR8HS-10	1134	CR9EKB	2305	MAR8B-JDS	8765
BPR5HS	6222	BR9ECS	0.008 4677	C7HSA	PLUG	MR8AI-9	7692
BPR6EFS	3623	BR9ECS-5	6669	DCPR6E	3481	MR7F	95897
BPR6ES	7131	BR9EG	3230	DCPR7E	3932	PMR9B	4717
BPR6ES11	7133	BR9ES	3194 SOLID	DCPR8E	4339	SB05FP	CAP 8386
BPR6EY-11	6261	BR9ESS	5722 NON-SOLID	DCPR8EKC	7168	SD05FP	CAP 8325
BPR6HS	7022	BR9EY-A	7548 ANTI-FOUL	DPR7EA-9	5129	TB05EMA	CAP 8636
BPR6HS-10	2633	BR9HS	4522	DPR8EA-9	4929	UR4	6630
BPR7ES	5534	BR9HS-10	4551	DPR8Z	4730	UR5	2771
BPR7HS	6422	BUE	2322	DPR9EA-9	5329	VB05FP	CAP 8413
BPR8ES	3923	BUHW	2622	DPR9Z	4830	VD05FP	CAP 8429
BPR8HS	3725	BUHW-2	5626	DR4HS	3326	XB05FP	CAP 8435
BPR9ES	7788	BUHX	2522	DR7EA	7839	XD05FP	CAP 8641
BPZ8H-N-10	4495	BUZHW	2147	DR8EA	7162	YB05FP	CAP 8448
						ZFR4F-11	4043

NGK IRIIDIUM IX SPARK PLUGS

CODE = A

KEYWORD = 13

The NGK Iridium IX represents the ultimate in spark plug technology and performance.

The superior properties of Iridium allow for an ultra fine center electrode.

This 0.6 mm center ignitability and durability. The results are outstanding acceleration, high fuel efficiency and longer spark plug life.

- 0.6 mm Iridium center electrode tip – Designed to just the right size. It's not too thin, ensuring high durability and spark plug life.
- Not too thick minimizing the voltage requirement for a consistent stable spark.
- Over 90% iridium alloy – The perfect blend to take advantage of the extremely high melting point and superior strength of iridium under extreme high performance conditions.
- Trivalent metal plating – Superior anti-corrosion and anti-seizing properties at high temperatures.



Part No.	Description	Part No.	Description	Part No.	Description	Part No.	Description
BPR6EIX	6637	BR7EIX	6664	CR8EIX-9	3797	DPR9EIX-9	5545
BPR6HIX	4085	BR7HIX	7067	CR8EIX	4218	DR8EIX	6681
BPR7EIX	4055	BR8EIX	6747	CR8HIX	7669	DR9EIX	4772
BPR7HIX	5944	BR8HIX	7001	CR9EIX-9	6216	KR8BI	4347
BPR8EIX	6684	BR9ECSIX	IRIDIUM 5438	CR9EIX	3521	MR7BI-8	90982
BPR8HIX	6742	BR9EIX	3089	DCPR7EIX	6046	PFR7AB	1583
BPR9EIX	6853	BR9HIX	5687	DCPR9EIX	2316	PZFR6F	6876
BR10EIX	6957	CR6HIX	7274	DCR9EIX	6650	SIMR8A-9	91064
BR10HIX	6692	CR7EIX	7385	DPR7EIX-9	7803	SILMAR9A9S	6213
BR6HIX	3419	CR7HIX	7544	DPR8EIX-9	2202	ILKR8Q7	93819

TERMS & INDEX

NEW

HELMETS

HELMET ACCESSORIES

APPAREL

ACCESSORIES

TRACKS & SUSPENSION

STEERING

TRANS MISSION

PLOW & WINCH

WIND SHIELDS

BRAKES & CARB.

ENGINE PARTS

ELECTRICAL

TRAILER

CHEMICALS

TECH & TOOLS

P.O.P

HIGH PERFORMANCE REPLACEMENT CABLES FOR POWER STATION



The NGK Hi Performance Racing Cable helps get the maximum performance from your snowmobile, motorcycle, kart, watercraft and where ever high performance levels are important. Upgrading to an NGK Racing Cable delivers peak spark energy to restore and improve your engine's performance!

- HIGH OUTPUT Stranded copper wire provides ultimate spark delivery.
- HIGH QUALITY 5k OHM ceramic resistor defends against electronic ignition disruptions caused by radio frequency interference!
- HIGH PERFORMANCE Rugged red silicone outer covering delivers maximum heat resistance and durability for longer life!
- MAXIMUM RELIABILITY Molded silicone cap keeps water out for increased reliability under extreme conditions!

Boot	Terminal	Length	Part No.	Code	Keyword
Elbow	Solid Post	50cm	CR4	A	16B
Elbow	Threaded	100cm	CR5	A	16B
Elbow	Solid Post	100cm	CR6	A	16B
Splicer	For use w/7mm wires	—	J1	A	16B
Elbow	Threaded	50cm	CR2	A	16B



L-90° ELBOW TYPE



Part No.	Code	Keyword
LB01EP	A	16B
LB05EP	A	16B
LB05EZ	A	16B
LB05FP	A	16B
LD05FP	A	16B

S-STRAIGHT TYPE



Part No.	Code	Keyword
SB05FP	A	16B
SD05FP	A	16B

X-102° ELBOW TYPE



Part No.	Code	Keyword
XB05FP	A	16B
XD05FP	A	16B

V-120° ELBOW TYPE [LONG]



Part No.	Code	Keyword
VB05FP	A	16B
VD05FP	A	16B

V-120° ELBOW TYPE [SHORT]



Part No.	Code	Keyword
YB05FP	A	16B



LZFH non resistor bakealite cap with water proof cover. A great performer with economy in mind.

Part No.	Code	Keyword
LZFH	A	16B



TB05EMA is a water-proof cap resistor.

Part No.	Code	Keyword
TB05EMA	A	16B

NGK Spark Plugs

L	External Appearance
B	Adaptable Plug Size B: for 14mm type, D: for 10, 12mm type
05	Resistance 01: 1 K ohm, 05:5 k ohm
E	Adaptable Plug Terminal 01: 1 K ohm, 05:5 k ohm
Z	Accessory Z: with special water-proof cover

NGK SPARK PLUG RESISTOR CAPS

Make/Model	Resistor Cover	Code	Keyword
Arctic Cat™ Liquid Cooled Engines			
Cheetah Touring 91	TB05EMA	A	16B
Cheetah Touring 90	LB05EZ	A	16B
Cougar 91	TB05EMA	A	16B
Cougar 90	LB05EZ	A	16B
El Tigre EST/Special 91	TB05EMA	A	16B
El Tigre EST/Special 90	LB05EZ	A	16B
Prowler Special 91	TB05EMA	A	16B
Prowler Special 90	LB05EZ	A	16B
Wildcat 700/EFI 91	TB05EMA	A	16B
Wildcat 700/EFI 90	LB05EZ	A	16B
All Models	TB05EMA	A	16B
Arctic Cat™ Fan Cooled Engines			
Jag 340 - All Models	LB05EZ	A	16B
Jag AFS - All Models	LB05EZ	A	16B

Make/Model	Resistor Cover	Code	Keyword
Arctic Cat™ Fan Cooled Engines (Cont'd)			
Jag AFS/Deluxe - All Models	LB05EZ	A	16B
Kitty Cat - All Models	LB05EZ	A	16B
Lynx 300/Deluxe - All Models	LB05EZ	A	16B
Panther AFS/ Deluxe - All Models	LB05EZ	A	16B
Super Jag - All Models	LB05EZ	A	16B
BRP™ / Ski-Doo™			
All Models	LB05EZ	A	16B
Polaris™			
Indy Starlite 92	LB05EZ	A	16B
Indy Lite/Deluxe/GT 92	LB05EZ	A	16B
All other Models 92	LB05EZ	A	16B
All Models 91	LB05EZ	A	16B
Yamaha™			
All Models	LB05EZ	A	16B

SILICON - SCREW BUILT ON CONNECTOR



Part No. Code Keyword
800-1003 B 16B

Universal many possible applications: Automotive, Commercial and Industrial engines. Motorcycles, Snowmobiles, Chain Saws, Lawn Mowers, etc...



Part No. Code Keyword
800-2000 B 16B

Universal many possible applications: Automotive, Commercial and Industrial engines. Motorcycles, Snowmobiles, Chain Saws, Lawn Mowers, etc...

SPARK PLUG WRENCH

Part No. Code Keyword
800-9000 B 17

Cast, Chrome finished combination wrench fits 14mm and 18mm spark plugs.



SPARK PLUG CAP

Part No. Code Keyword
800-1110 B 16B

No resistor for better spark.
The most popular model of plug cap used on snowmobiles and watercraft. Also has many other applications. Sure fitting waterproof, soft molded rubber.



SPARK PLUG IGNITION WIRE

Part No. Code Keyword
800-2001 B 16B

Copper core, Hypalon, 7 mm, 100' Roll.
For coils and spark plugs for 2 cycle engines, 1 up to 4 cylinders.



SPARK PLUG HOLDERS



Part No. Code Keyword
800-3002 B 17

Arctic Cat™ style dual plug holder. Mounts to inside hood. Spark plugs are held in place by spring tension.



Part No. Code Keyword
800-3003 B 17

Triple plug holder. Mounts to inside hood. Spark plugs are held in place by spring tension.



TERMS & INDEX

NEW

HELMETS

HELMET ACCESSORIES

APPAREL

ACCESSORIES

TRACKS & SUSPENSION

STEERING

TRANS MISSION

PLOW & WINCH

WIND SHIELDS

BRAKES & CARB.

ENGINE PARTS

ELECTRICAL

TRAILER

CHEMICALS

TECH & TOOLS

P.O.P

TERMS & INDEX
NEW
HELMETS
HELMET ACCESSORIES
APPAREL
ACCESSORIES
TRACKS & SUSPENSION
STEERING
TRANS MISSION
PLOW & WINCH
WIND SHIELDS
BRAKES & CARB.
ENGINE PARTS
ELECTRICAL
TRAILER
CHEMICALS
TECH & TOOLS
P.O.P

INTELLIGENT FUSES



The MINI® Fuse is quickly becoming the new standard for vehicle circuit protection throughout the world. Its miniature design, patented by Littelfuse, meets the need for more circuits to be protected while utilizing less space, and its ability to cope with high temperatures in adverse environments makes the MINI® Fuse the recommended choice for protection. Smart Glow fuses are innovative automotive style fuses (ATO, Mini, Maxi and glass tube) that feature an indicator light that glows when the fuse is blown, saving time to troubleshoot an open circuit.

- Intelligent fuses, plug - in
- L 11.0 X w 16.5 X h 3.8mm
- Indicating device lights up when the fuse is blown
- Sold in 5 packs.

Part No.	Description	Code	Keyword
800-1403	3 amp	B	16B
800-1404	4 amp	B	16B
800-1405	5 amp	B	16B
800-1408	7.5 amp	B	16B
800-1410	10 amp	B	16B
800-1415	15 amp	B	16B
800-1420	20 amp	B	16B
800-1425	25 amp	B	16B
800-1430	30 amp	B	16B



- Intelligent fuses, plug - in
- L 19.1 X w 19.0 X h 5mm
- Indicating device lights up when the fuse is blown
- Sold in 5 packs.

Part No.	Description	Code	Keyword
800-1503	3 amp	B	16B
800-1504	4 amp	B	16B
800-1505	5 amp	B	16B
800-1508	7.5 amp	B	16B
800-1510	10 amp	B	16B
800-1515	15 amp	B	16B
800-1520	20 amp	B	16B
800-1525	25 amp	B	16B
800-1530	30 amp	B	16B
800-1535	35 amp	B	16B



RELAYS

- Standard ISO terminal footprint
- High current path with whole contact structure to eliminate heat build up at full load
- Wide operating temperature
- Coil sealed with a further insulation film to avoid moisture to the coil



• 12V / 30A . W / 5PINS

Part No.	Code	Keyword
74-00450	B	16B



• 12V / 30A . W / 4PINS

Part No.	Code	Keyword
74-00451	B	16B

CDI UNITS See Pages 906-909 For Applications



Part No.	Code	Keyword
832-3110	B	16

OEM# 512059950 / 512060044
Note: Made by OEM Factory



Part No.	Code	Keyword
832-3120	B	16

OEM# 512059946 / 512060042
Note: Made by OEM Factory



Part No.	Code	Keyword
832-3130	B	16

OEM# 512059945 / 512060040
Note: Made by OEM Factory



Part No.	Code	Keyword
832-3140	B	16

OEM# 512059626
Note: Made by OEM Factory



Part No.	Code	Keyword
832-3150	B	16

OEM# 512059000 / 515175386
Note: Made by OEM Factory



Part No.	Code	Keyword
832-3160	B	16

OEM# 512059518
Note: Made by OEM Factory



Part No. Code Keyword

832-3170 B 16

OEM# M42507 / 42507

Note: Made by OEM Factory



Part No. Code Keyword

832-3180 B 16

OEM# 512059002 / 515175385

Note: Made by OEM Factory



Part No. Code Keyword

832-3190 B 16

OEM# 512059519

Note: Made by OEM Factory



Part No. Code Keyword

832-3200 B 16

OEM# 512059628

Note: Made by OEM Factory



Part No. Code Keyword

832-3210 B 16

OEM# 512059001 / 512059169

Note: Made by OEM Factory



Part No. Code Keyword

832-3220 B 16

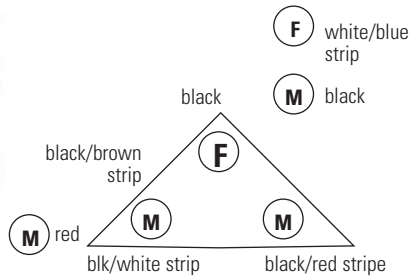
OEM# 512059520

Note: Made by OEM Factory

ARCTIC CAT™



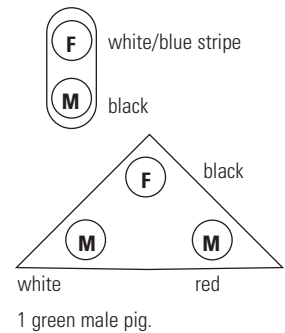
Part No. Code Keyword
830-1010 B 16



ARCTIC CAT™



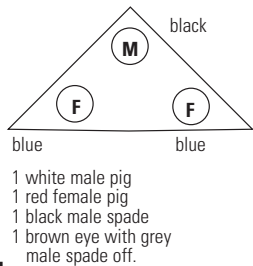
Part No. Code Keyword
831-1020 B 16



ARCTIC CAT™



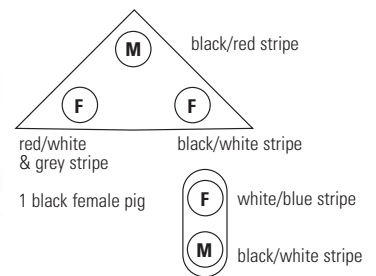
Part No. Code Keyword
831-1040 B 16



ARCTIC CAT™



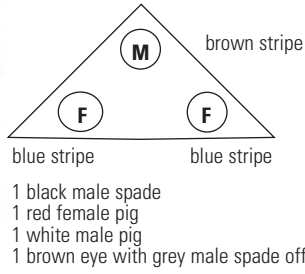
Part No. Code Keyword
831-1060 B 16



CDI UNITS See Pages 906-909 For Applications

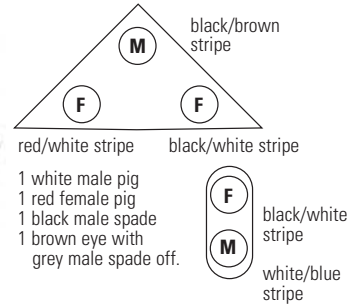


ARCTIC CAT™



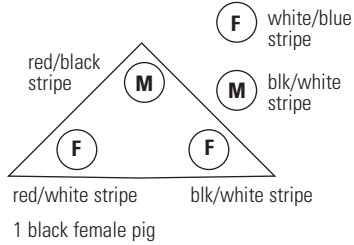
Part No. Code Keyword
831-1110 B 16

ARCTIC CAT™



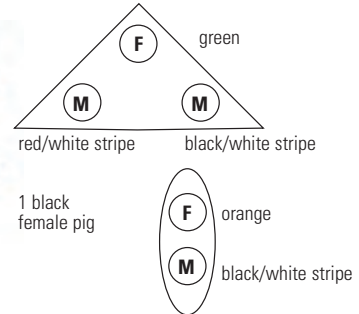
Part No. Code Keyword
831-1130 B 16

ARCTIC CAT™



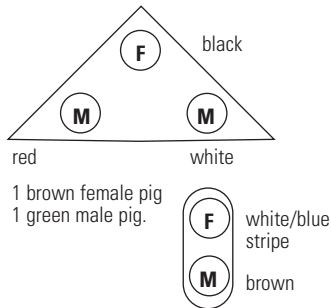
Part No. Code Keyword
831-1140 B 16

ARCTIC CAT™



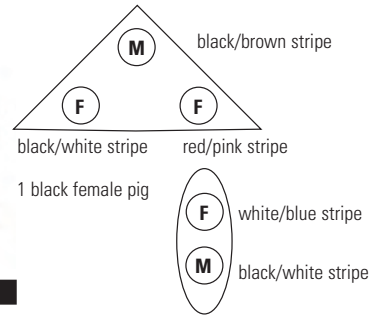
Part No. Code Keyword
831-1150 B 16

ARCTIC CAT™



Part No. Code Keyword
831-1210 B 16

ARCTIC CAT™



Part No. Code Keyword
831-1220 B 16

ARCTIC CAT™



Part No. Code Keyword
831-1240 B 16

ARCTIC CAT™



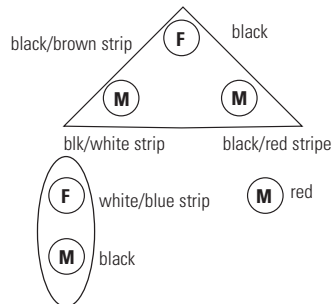
Part No. Code Keyword
831-1250 B 16

ARCTIC CAT™



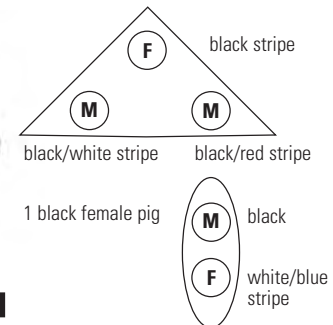
Part No. Code Keyword
831-1260 B 16

SKI-DOO™



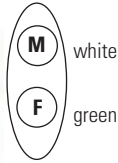
Part No. Code Keyword
830-1010 B 16

SKI-DOO™



Part No. Code Keyword
832-2990 B 16

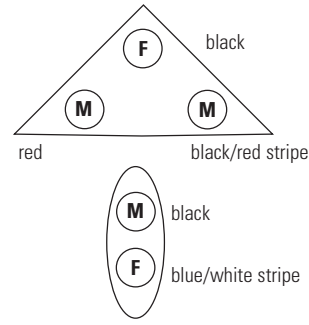
SKI-DOO™



1 red/white male plug
1 black/yellow plug

Part No. Code Keyword
832-3030 B 16

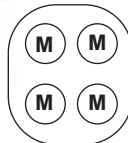
SKI-DOO™



1 black/white female plug
1 blue/white plug (2 wire)

Part No. Code Keyword
832-3040 B 16

SKI-DOO™



Part No. Code Keyword
832-3050 B 16

SKI-DOO™



Part No. Code Keyword
832-3070 C 16

SKI-DOO™



Part No. Code Keyword
832-3080 B 16

SKI-DOO™



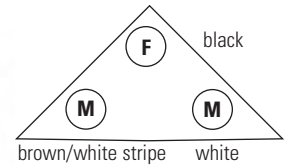
Part No. Code Keyword
832-3090 B 16

SKI-DOO™



Part No. Code Keyword
832-3100 B 16

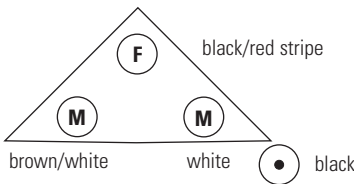
POLARIS™



1 black male plug

Part No. Code Keyword
834-2030 B 16

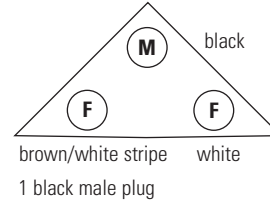
POLARIS™



Part No. Code Keyword
834-2040 B 16



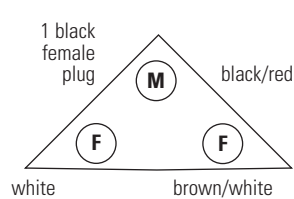
POLARIS™



Part No. Code Keyword
834-2050 B 16



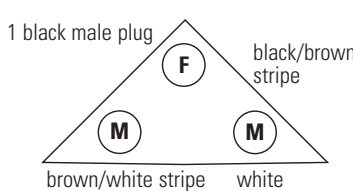
POLARIS™



Part No. Code Keyword
834-2080 B 16



POLARIS™



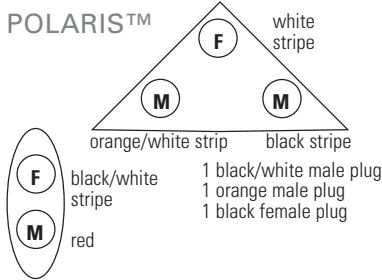
Part No. Code Keyword
834-2090 B 16



CDI UNITS See Pages 906-909 For Applications



POLARIS™



Part No.	Code	Keyword
834-2100	B	16



POLARIS™



Part No.	Code	Keyword
834-2110	B	16

POLARIS™



Part No.	Code	Keyword
834-2130	B	16

YAMAHA™



Part No.	Code	Keyword
833-3510	B	16

CDI UNITS-FOR DISCONTINUED MAKES



CAYUNA™


Part No.	Code	Keyword
830-1010	B	16

CAYUNA— 000-43-201-00
All Fan Cooled and Liquid Cooled CAYUNA Engines with Nippondenso Ignitions.

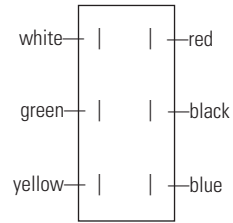
JOHN DEERE™

Part No.	Code	Keyword
835-0512	B	16

John Deere™ - John Deere™ 400, Cyclone, Lquifire. External plug.



female plug

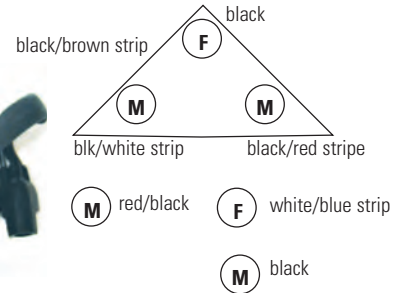


JOHN DEERE™

Part No.	Code	Keyword
830-1010	B	16

John Deere™ - AM54640

Model	Year
SPIRIFIRE	1978-79



CODE = B KEYWORD = 16

Model	Years	OEM	Part No.
Arctic Cat™			
BEARCAT 340	1994-96	3003-167	831-1220
BEARCAT 440	1994-97	3003-167	831-1220
BEARCAT 550	1995-96	3004-099	831-1140
BEARCAT WIDE TRACK, INT'L	2000-02	3005-408	831-1240
CHEETAH	1994	3004-099	831-1140
CHEETAH 340, 440	1974-75	3001-068 / 3001-535	831-1040
CHEETAH 340, 440	1994	3003-167	831-1220
CHEETAH 440, 500	1976	3002-117	830-1010
CHEETAH 5000	1977-78	3002-294	831-1020
CHEETAH F/C, TOURING	1986-90	3003-167	831-1220
CHEETAH L/C	1986-88	3002-884	831-1130
CHEETAH TOURING	1991-93	3003-776	831-1150
COUGAR (ALL)	1985-90	3003-167	831-1220
COUGAR	1992-94	3003-776	831-1150
COUGAR 550	1995-96	3004-099	831-1140
CROSS COUNTRY CAT 340	1976	3002-558	831-1060
CROSS COUNTRY CAT 340, EL TIGRE	1977	3002-117	830-1010
CROSS COUNTRY EL TIGRE	1979	3002-117	830-1010
EL TIGRE 440, 500	1976	3002-117	830-1010

Model	Years	OEM	Part No.
Arctic Cat™			
EL TIGRE 250, 295, 340	1973-74	3001-068 / 3001-535	831-1040
EL TIGRE 340	1975	3001-597	831-1110
EL TIGRE 5000	1977-79	3002-117	830-1010
EL TIGRE 5000	1987-88	3003-167	831-1220
EL TIGRE 6000	1978-79	3002-117	830-1010
EL TIGRE 6000	1980-81, 84-88	3002-884	831-1130
EL TIGRE EXT SPECIAL	1990	3003-167	831-1220
EL TIGRE EXT, MTN CAT	1989-91	3003-167	831-1220
EL TIGRE400, 440	1973-75	3001-597	831-1110
EXT 340, 440	1973	3001-597	831-1110
EXT 550, 580, SP	1991-96	3004-099	831-1140
EXT 580 POWDER	1995-96	3004-099	831-1140
EXT, SPECIAL(ALL TWIN)	1971-72	3001-068 / 3001-535	831-1040
JAG (ALL) (EXC. 96LC)	1985-96	3003-167	831-1220
JAG 2000 F/A, JAG 3000 F/A, LYNX 2000T(3)	1978-79	3002-558	831-1060
JAG 2000 F/A, LYNX 2000T	1980	3002-789	831-1210
JAG 275	1976	3002-117	830-1010



Model	Years	OEM	Part No.
Arctic Cat™			
JAG 3000	1976-77	3002-117	830-1010
JAG 3000 F/A	1980	3003-167	831-1220
JAG 3000 F/C	1979-80	3002-789	831-1210
JAG 4000, LT F/C	1981	3002-789	831-1210
JAG LC	1996	3003-776	831-1150
LYNX 2000T	1977-78	3002-117	830-1010
LYNX, DLX, MC	1991-93	3003-167	831-1220
M5 (ALL OPTIONS)	2005	3006-752	831-1260
PANTERA	1980-81	3002-789	831-1210
PANTERA	1985-89	3003-167	831-1220
PANTERA 340, 440	1975	3001-068 / 3001-535	831-1040
PANTERA 5000 F/A	1976-78	3002-558	831-1060
PANTERA 5000 FC	1977-79	3002-294	831-1020
PANTERA	1990-92	3003-776	831-1150
PANTERA 550	2002-05	3005-408	831-1240
PANTERA 550 INT'L	2002-05	3005-408	831-1240
PANTERA F/C * PANTHER 5000	1979	3002-294	831-1020
PANTHER	1996	3003-776	831-1150
PANTHER	1980-	3002-789	831-1210
	81, 84		
PANTHER (ALL) (EXC. 96LC)	1985-95	3003-167	831-1220
PANTHER 340, 440	1974-75	3001-068 / 3001-535	831-1040
PANTHER 370 ALL	2003-08	3005-919	831-1250
PANTHER 4000, 5000	1976	3002-117	830-1010
PANTHER 4000, 5000	1977-78	3002-294	831-1020
PANTHER 440, INT'L	2002	3005-919	831-1250
PANTHER 550	1999-01	3005-408	831-1240
PANTHER 550 INT'L	2001	3005-408	831-1240
PROWLER	1990-93	3003-776	831-1150
PROWLER 550	1995	3004-099	831-1140
PROWLER SP	1992	3004-099	831-1140
PUMA, 2-UP, DLX	1994-96	3003-167	831-1220
SABERCAT 500 (ALL OPTIONS)	2004-05	3006-752	831-1260
TIGRE Z 250, 340, 440	1975	3001-597	831-1110
TRAIL CAT F/C	1979-81	3002-789	831-1210
VIP	1974	3001-597	831-1110
WILDCAT 650	1988	3002-884	831-1130
WILDCAT 700	1991-93	3004-099	831-1140
Z 250, 340	1977	3002-117	830-1010
Z 370	2002-07	3005-919	831-1250
Z 370 LX	2006-07	3005-919	831-1250
Z 370 ES	2002	3005-919	831-1250
Z 370 ESR	2003	3005-919	831-1250
Z 370 LX	2004-04	3005-919	831-1250
Z 440	1976-77	3002-117	830-1010
Z 440	1993-97	3003-167	831-1220
Z 440	2002	3005-919	831-1250
Z 440 ES	2002	3005-919	831-1250
Z 440 ESR	2003	3005-919	831-1250
Z 440 LX	2004-06	3005-919	831-1250
ZL 550	2001-03	3005-408	831-1240
ZL 550 ESR	2000-03	3005-408	831-1240
ZL 550 ESR INT'L	2001	3005-408	831-1240
ZR 440, 580, 700	1993-96	3004-099	831-1140
John Deere™			
LIQUIFIRE 440	1980-81	3001-068 / 3001-535	831-1040
SPORTFIRE 440	1980-84	3001-068 / 3001-535	831-1040
TRAILFIRE 340, 440	1979-81	3001-068 / 3001-535	831-1040
TRAILFIRE LX	1982, 84	3001-068 / 3001-535	831-1040
Kawasaki™			
DRITER 440	1979-80	3001-068 / 3001-535	831-1040
INTERCEPTOR	1982	3001-597	831-1110
INTRIGUER 440	1978-79	3001-068 / 3001-535	831-1040
INTRUDER 440	1978,	3001-068 / 3001-535	831-1040
	80		
INVADER 340	1978-80	3001-068 / 3001-535	831-1040

Model	Years	OEM	Part No.
Kawasaki™			
INVADER 440	1978-81	3001-068 / 3001-535	831-1040
LTD	1981	3001-597	831-1110
Kohler™			
K 250-RLC		38-285-03	835-0512
K 340-2AS		38-285-03	835-0512
K 340-2LC		38-285-03	835-0512
K 340-2RS		38-285-03	835-0512
K 340-RLC		38-285-03	835-0512
K 440-2AM		38-285-03	835-0512
K 440-2LC		38-285-03	835-0512
K 440-2RS		38-285-03	835-0512
Moto-Ski™			
FUNTRA LC	1981-82	3002-117	830-1010
FUTURA 500, E	1982	410-9137-00	832-2990
MIRAGE I, II	1982-83	410-9137-00	832-2990
MIRAGE III	1985	410-9137-00	832-2990
SONIC	1982	410-9137-00	832-2990
SONIC LC	1984	410-9137-00	832-2990
SUPER SONIC	1981	3002-117	830-1010
ULTRA SONIC	1981-82	3002-117	830-1010
Polaris™			
***ALL MODELS	1973	4110019	835-0512
340 (ALL OPTIONS)	1999-03	3083723	834-2090
550 CLASSIC EDGE	2003	3085700 / 3087106	834-2130
550 F/C CLASSIC	2002	3085700 / 3087106	834-2130
EURO 500 CARB SKS	1996	3085053	834-2080
EURO 500 EFI, SKS	1996	3085053	834-2080
EURO 500 INDY	1997-98	3085053	834-2080
EURO 500 RMK	1998	3085053	834-2080
EURO 500 SKS	1997	3085053	834-2080
EURO CLASSIC TOURING	1996-98	3085053	834-2080
EURO SPORT	1993	3084283	834-2080
EURO SPORT SKS	1994	3084283	834-2080
EURO SPORT TOURING	1995-97	3084007	834-2080
EURO SPORT TOURING	2000-01	3085700 / 3087106	834-2130
EURO SUPER SPORT	1994	3084283	834-2080
EURO TRAIL (ALL OPTIONS)	1993-98	3084007	834-2080
EURO TRAIL SKS	1999	3085700 / 3087106	834-2130
EURO TRAN SPORT	1996-98	3084007	834-2080
EURO WIDETRAK GT	1995, 97	3084007	834-2080
EURO WIDETRAK LX	1995-98	3085053	834-2080
FIN TRAIL	1990	3084007	834-2080
FIN TRAIL DLX	1990	3084007	834-2080
INDY 400	1984-89	3083725	834-2030
INDY 400	1990-00	3083989	834-2050
INDY 400	1992-98	3083989	834-2050
INDY 400	1998	3085053	834-2080
INDY 440 L/C	1996-97	3085053	834-2080
INDY 440 XCR	1995-96	3085053	834-2080
INDY 440 XCR SP	1995	3085053	834-2080
INDY 500, CLASSIC, SP	1990-00	3083989	834-2050
INDY 500, CLASSIC, SKS, SP	1989	3083725	834-2030
INDY 500	1997-00	3085053	834-2080
INDY 500 CARB, RMK, SKS	1996	3085053	834-2080
INDY 500 CLASSIC	1999-00	3085053	834-2080
INDY 500 EFI, RMK, SKS	1996	3085053	834-2080
INDY 500 RMK	1997-99	3085053	834-2080
INDY 500 SKS	1997	3085053	834-2080
INDY CLASSIC, TOURING, INDY 500, EFI, SP	1991-00	3083989	834-2050
INDY CLASSIC	1996-98	3085053	834-2080
INDY CLASSIC TOURING	1996-00	3085053	834-2080
INDY LITE	1991-98	3083723	834-2090
INDY LITE DLX	1991-98	3083723	834-2090
INDY LITE DLX EURO	1993	3083723	834-2090
INDY LITE EURO	1993-96	3083723	834-2090
INDY LITE GT	1991-98	3083723	834-2090
INDY LITE GT EURO	1993-97	3083723	834-2090
INDY LITE TOURING	1998	3083723	834-2090
INDY LITE TOURING EURO	1998	3083723	834-2090
INDY SPORT, SPRINT, GT	1988-90	3083723	834-2090

CDI UNITS

CODE = B

KEYWORD = 16

See Pages 902-906 for Images



Model	Years	OEM	Part No.
Polaris™			
INDY STAR	1998	3083723	834-2090
INDY STAR LITE	1992-95	3083723	834-2090
INDY STAR LITE EURO	1993	3083723	834-2090
INDY STAR LITE GT	1993-94	3083723	834-2090
INDY STAR LITE GT EURO	1993	3083723	834-2090
INDY STAR LITE SWE	1992	3083723	834-2090
INDY SUPERTRAK	1989	3083726	834-2040
INDY SUPERTRAK	1990-92	3084007	834-2080
INDY TRAIL	1993-94	3084007	834-2080
INDY TRAIL, DLX	1990-92	3084007	834-2080
INDY TRAIL, ES, DLX	1986-89	3083726	834-2040
INDY WIDETRAK GT	1995-97	3084007	834-2080
INDY WIDETRAK, LX	1990-00	3083989	834-2050
NOR TRAIL DLX	1990	3084007	834-2080
NOR TRAIL SUPERTRAK	1990	3084007	834-2080
SPORT	1991-99	3084007	834-2080
SPORT 440 GT	1991	3084283	834-2080
SPORT GT	1992	3084283	834-2080
SPORT LITE	2000	3085700 / 3087106	834-2130
SPORT SKS	1994	3084283	834-2080
SPORT TOURING	1995-99	3084007	834-2080
SPORT TOURING	2000-03	3085700 / 3087106	834-2130
SPORT TOURING ES	2001	3085700 / 3087106	834-2130
SPORT TOURING ES EURO	2002	3085700 / 3087106	834-2130
SUPER SPORT	1994-98	3084007	834-2080
SUPER SPORT	1999-02	3085700 / 3087106	834-2130
SUPERSPORT EDGE	2001-03	3085700 / 3087106	834-2130
SUPERSPORT EDGE X F/O	2003	3085700 / 3087106	834-2130
SUPERSPORT M-10 F/O & X	2003	3085700 / 3087106	834-2130
SUPERTRAK	1992	3084007	834-2080
SWE SPORT	1992	3084283	834-2080
SWE SPORT GT	1991-92	3084283	834-2080
SWE SUPERTRAK	1992	3084007	834-2080
SWE TRAIL	1991	3084007	834-2080
SWE TRAIL DLX	1990-92	3084007	834-2080
SWE TRAIL SUPERTRAK	1990-91	3084007	834-2080
TRAIL	1990-99	3084007	834-2080
TRAIL DLX	1990-95	3084007	834-2080
TRAIL RMK	1997-98	3084007	834-2080
TRAIL RMK	1999-03	3085700 / 3087106	834-2130
TRAIL SUPERTRAK	1990-91	3084007	834-2080
TRAIL TOURING	1996-99	3084007	834-2080
TRAIL TOURING	2000-02	3085700 / 3087106	834-2130
TRANSPORT	1996-99	3084007	834-2080
TX RACER 294, 335, 439, 650, 795	1972	4110019	835-0512
WIDE TRAK GT	1993-97	3084007	834-2080
WIDE TRAK LX	1995-00	3085053	834-2080
WIDE TRAK LX	2001-09	3087006	834-2110
XC 600	1997	3084472	834-2100
XCF	1997-98	3084007	834-2080
XCF	1999	3085700 / 3087106	834-2130
XCR 440	1992-97	3083989	834-2050
XCR 600	1996	3084472	834-2100
XLT (ALL)	1993-97	3084472	834-2100
Ski-Doo™			
ALPINE 500/503/II	1983-90	410-9137-00	832-2990
ALPINE II	1991-92	420-9655-91	832-3030
BLIZZARD 7500 PLUS	1981	3002-117	830-1010
BLIZZARD 9500	1981-82	3002-117	830-1010
BLIZZARD 9700	1983-84	410-9137-00	832-2990
BLIZZARD MX 5500	1982-84	410-9137-00	832-2990
CITATION(ALL)	1982-88	410-9137-00	832-2990
ELITE	1981	3002-117	830-1010
ESCAPADE	1987-89	410-9137-00	832-2990

Model	Years	OEM	Part No.
Ski-Doo™			
EVEREST 500/E	1982-83	410-9137-00	832-2990
EVEREST L/C	1981-83	3002-117	830-1010
EXPEDITION 550F	2005-06	512059945 / 512060040	832-3130
EXPEDITION SPORT 550F	2007-08	512060157	832-3080
EXPEDITION SPORT 550F	2011-21	512-0603-24	832-3090
FORMULA 500, DLX, 583, Z	1997	410-9189-00	832-3040
FORMULA DELUXE 380F	1999-01	512059002 / 515175385	832-3180
FORMULA DELUXE 500F	1999-01	512059000 / 515175386	832-3150
FORMULA DELUXE 500F	2000-01	512059000 / 515175386	832-3150
FORMULA DXL 600 & 700	2000	515.175.380	832-3070
FORMULA DXL 500 STD, 600 STD, 700 STD	2001	515.175.380	832-3070
FORMULA MACH I	1989-90, 92	410-9137-00	832-2990
FORMULA MACH I	1994-96	410-9189-00	832-3040
FORMULA MX, PLUS	1985-89	410-9137-00	832-2990
FORMULA PLUS X	1992-93	410-9137-00	832-2990
FORMULA S, SL	1995-97	420-9657-57	832-3050
FORMULA SLS, SS, ST, STX, Z	1994-96	410-9189-00	832-3040
FORMULA SS, SP	1985-86	410-9137-00	832-2990
FORMULA Z 600 & 700	2000	515.175.380	832-3070
FREESTYLE 300F	2006	415-0983-00 / 512-0600-06 / 512-0600-06	832-3100
FREESTYLE BACK COUNTRY	2009	512060157	832-3080
FREESTYLE BACK COUNTRY 550F	2007-09	512060157	832-3080
FREESTYLE PARK 550F	2007-08	512060157	832-3080
FREESTYLE SESSION 300F	2007-08	415-0983-00 / 512-0600-06 / 512-0600-06	832-3100
FREESTYLE SESSION 550F	2007	512060157	832-3080
GRAND TOURING 380F	2002-03	512059518	832-3160
GRAND TOURING 470, 500, 580, SUMMIT (ALL)	1994-97	410-9189-00	832-3040
GRAND TOURING 500F	2002	512059519	832-3190
GRAND TOURING 550F	2003	512059626	832-3140
GRAND TOURING SPORT 550F	2010-15	512-0603-24	832-3090
GRAND TOURING 670	1994-96	410-9189-00	832-3040
GSX 380F	2005-06	512059950 / 512060044	832-3110
GSX 550F	2005-09	512059945 / 512060040	832-3130
GT 500	2001	515.175.380	832-3070
GT 600	2000	515.175.380	832-3070
GTX 380F	2005-06	512059950 / 512060044	832-3110
GTX 550F	2005-09	512059945 / 512060040	832-3130
GSX SPORT 550F	2010	512-0603-24	832-3090
LEGEND 380F	2002-04	512059518	832-3160
LEGEND 500F	2002	512059519	832-3190
LEGEND 550F	2003-04	512059626	832-3140
MX Z	1994-95	410-9189-00	832-3040
MX Z 380F	2005-06	512059950 / 512060044	832-3110
MX Z 440, 583, 670	1996-97	410-9189-00	832-3040
MX Z 440F	1997	420-9657-57	832-3050
MX Z TNT 550F	2010-12	512-0603-24	832-3090
MXZ 380F	2002-04	512059518	832-3160
MXZ 380F	2001	512059002 / 515175385	832-3180
MXZ 440F	2001	512059001 / 512059169	832-3210
MXZ 500F	2001	512059000 / 515175386	832-3150
MXZ 500F	2002	512059519	832-3190
MXZ 550F	2005-08	512059945 / 512060040	832-3130



Model	Years	OEM	Part No.
Ski-Doo™			
MXZ 550F	2003-04	512059626	832-3140
MXZ 550X	2005-09	512059945 / 512060040	832-3130
MXZ SPORT 550F	2011-14	512-0603-24	832-3090
NORDIK 377	1993-94	420-9657-51 / 420-9657-58	832-3050
NORDIK 50, 60	1982-83, 88-90	410-9137-00	832-2990
RENEGADE SPORT 550F	2010-14	512-0603-24	832-3090
SAFARI (ALL)	1984-88	410-9137-00	832-2990
SAFARI CHEYENNE	1989-90	410-9137-00	832-2990
SAFARI CHEYENNE	1991	420-9655-91	832-3030
SAFARI CITATION, E	1989-91	410-9137-00	832-2990
SAFARI DL, 377	1994	420-9657-51 / 420-9657-58	832-3050
SAFARI L, LE, LX, LXE	1991-92	420-9655-91	832-3030
SAFARI SAGA, SCOUT, E	1989-90	410-9137-00	832-2990
SAFARI SCOUT	1991-92	420-9655-91	832-3030
SAFARI, DLX, 503 RALLY	1993	420-9655-91	832-3030
SAFARI, DLX, RALLY E	1994	420-9655-91	832-3030
SKANDIC 377	1994	420-9657-51 / 420-9657-58	832-3050
SKANDIC 380, 500, WT, TOURING E, LE, SLE	1995-97	420-9657-57	832-3050
SKANDIC 380F	1999-00	512059002 / 515175385	832-3180
SKANDIC II 377, R, 503 R, SLT	1994	420-9655-91	832-3030
SKANDIC II, R	1992-93	420-9655-91	832-3030
SKANDIC WT, SWT	1998-99	420-9657-57	832-3050
SKANDIC 440F	2001-07	M42507 / 42507	832-3170
SKANDIC 500F	1999-00	512059000 / 515175386	832-3150
SKANDIC 500F	2003	512059519	832-3190
SKANDIC 550F	2004	512059626	832-3140
SKANDIC SUV 550F	2004-10	512059626	832-3140
SKANDIC SWT 550F	2004-11	512059626	832-3140
SKANDIC SWT 550F	2014-20	512-0603-24	832-3090
SKANDIC SWT/WT 550F	2012-20	512-0603-24	832-3090
SKANDIC WT 550F	2012-21	512-0603-24	832-3090
SKANDIC TUNDRA	2009	415-0983-00 /	832-3100
SKANDIC TUNRA 300F	2007-08	512-0600-06 / 512-0600-06	832-3100

Model	Years	OEM	Part No.
Ski-Doo™			
SKANDIC TUNDRA LT 550F	2008-09	512060157	832-3080
SKANDIC WT 500	2012-15	512-0603-24	832-3090
SKANDIC WT 550F	2004-11	512059626	832-3140
SKANDIK (ALL)	1982-87	410-9137-00	832-2990
STRATOS, E	1987-88	410-9137-00	832-2990
SUMMIT 500F	2002	512059520	832-3220
SUMMIT 550F	2005-09	512059946 / 512060042	832-3120
SUMMIT 550F	2003-04	512059628	832-3200
SUMMIT 550F (EUROPE)	2005-08	512059945 / 512060040	832-3130
SUMMIT 550F	2005-08	512060157	832-3080
TOURING E 380F	1999-01	512059002 / 515175385	832-3180
TOURING LE 440F	1999-00	512059001 / 512059169	832-3210
TOURING SLE 500F	1999-01	512059000 / 515175386	832-3150
TUNDRA, LT	1985-91	410-9137-00	832-2990
TUNDRA 300F	2006	415-0983-00 /	832-3100
TUNDRA II LT 3270/3271 (R ONLY)	1998	512-0600-06 /	832-3100
TUNDRA R	1998	512-0600-06	832-3100
TUNDRA 550F	2019-20	512-0603-24	832-3090
TUNDRA SPORT & LT 550F	2010-17	512-0603-24	832-3090
TUNDRA WT 550F	2014-18	512-0603-24	832-3090
VOYAGER	1989	410-9137-00	832-2990
Yamaha™			
600 MOUNTAIN MAX	2000-01	8DG-85540-00-00	833-3510
600 VENTURE	2000-01	8DG-85540-00-00	833-3510
600 VMAX DLX	2000-01	8DG-85540-00-00	833-3510
700 MOUNTAIN MAX	2001	8DG-85540-00-00	833-3510
700 VENTURE	2000	8DG-85540-00-00	833-3510
700 VMAX	2000	8DG-85540-00-00	833-3510
700 VMAX DLX	2000-01	8DG-85540-00-00	833-3510
SX600F	2001	8DG-85540-00-00	833-3510
SX700F	2001	8DG-85540-00-00	833-3510
SX700R	2000	8DG-85540-00-00	833-3510

TERMS & INDEX

NEW

HELMETS

HELMET ACCESSORIES

APPAREL

ACCESSORIES

TRACKS & SUSPENSION

STEERING

TRANS MISSION

PLOW & WINCH

WIND SHIELDS

BRAKES & CARB.

ENGINE PARTS

ELECTRICAL

TRAILER

CHEMICALS

TECH & TOOLS

P.O.P

ARMATURE COILS

CODE = B

KEYWORD = 16



OEM# 3003-330/562

Type: Primary

Part No.	Code	Keyword
811-1000	B	16



OEM# 3003-015

Type: Primary

Part No.	Code	Keyword
811-1009	B	16



Replacement for ROTAX (Ski-Doo & Moto-Ski) 420865750. Fits All Rotax **1973** and later, 100 Magneto Ignition Systems. Replaces Bosch # 1.214.21.282

Part No.	Code	Keyword
812-2008	B	16

Model	Year	Part No.	Type	OEM No.
Arctic Cat™				
CHEETAH F/C,	1986	811-1009	PRIMARY	3003-015
CHEETAH TOURING	1988-90	811-1000	PRIMARY	3003-330, 3003-562
	1985-86	811-1009	PRIMARY	3003-015
COUGAR 500 F/C	1988-90	811-1000	PRIMARY	3003-330, 3003-562
EL TIGRE 5000	1988	811-1000	PRIMARY	3003-330, 3003-562
EL TIGRE 6000 L/C	1989-90	811-1000	PRIMARY	3003-330, 3003-562
JAG	1985-86	811-1009	PRIMARY	3003-015
JAG AFS	1988	811-1000	PRIMARY	3003-330, 3003-562
JAG LONG TRACK	1989-90	811-1000	PRIMARY	3003-330, 3003-562
KITTY CAT	1989-90	811-1000	PRIMARY	3003-330, 3003-562
MOUNTAIN CAT F/C,L/C	1989-90	811-1000	PRIMARY	3003-330, 3003-562
PANTERA	1985-86	811-1009	PRIMARY	3003-015
PANTERA, 440 L/C	1988-90	811-1000	PRIMARY	3003-330, 3003-562
PANTHER	1985-86	811-1009	PRIMARY	3003-015
PROWLER	1989-90	811-1000	PRIMARY	3003-330, 3003-562
SUPER JAG DELUXE	1988-90	811-1000	PRIMARY	3003-330, 3003-562
WILD CAT 650	1989-90	811-1000	PRIMARY	3003-330, 3003-562
Moto-Ski™				
BLIZZARD 5500	1979- 80	812-2008	GENERATOR	1-214-210-282
BLIZZARD 5500, MX	1981	812-2008	GENERATOR	1-214-210-282
CITATION 4500, 4500E, SS	1980-81	812-2008	GENERATOR	1-214-210-282
ELITE 450 L.C.	1978-80	812-2008	GENERATOR	1-214-210-282
EVEREST 340, 340E, 440, 440E	1977-79	812-2008	GENERATOR	1-214-210-282
EVEREST 440	1974	812-2008	GENERATOR	1-214-210-282
EVEREST 500, 500E	1980-81	812-2008	GENERATOR	1-214-210-282
FUTURA 400, 400E, 440, 440E	1977-79	812-2008	GENERATOR	1-214-210-282
FUTURA 440	1975	812-2008	GENERATOR	1-214-210-282
FUTURA 440, 440E	1976	812-2008	GENERATOR	1-214-210-282
FUTURA 500, 500E	1980-81	812-2008	GENERATOR	1-214-210-282
GRAND PRIX SPECIAL	1979-81	812-2008	GENERATOR	1-214-210-282
MIRAGE II, IIE, SPECIAL	1980-81	812-2008	GENERATOR	1-214-210-282
NORDIK	1981	812-2008	GENERATOR	1-214-210-282
NUVIK 300 (TWIN), 340 (TWIN), 340E (TWIN)	1976-79	812-2008	GENERATOR	1-214-210-282
NUVIK 440 (TWIN), 440E (TWIN)	1977	812-2008	GENERATOR	1-214-210-282
OLYMPIQUE (ALL OPTIONS)	1975-79	812-2008	GENERATOR	1-214-210-282
TNT 340, 440	1974	812-2008	GENERATOR	1-214-210-282
TNT EVEREST 440, 440E,TNT F/C 340, 340E	1976	812-2008	GENERATOR	1-214-210-282
TNT F/C 340, 340E, 440, 440E	1975	812-2008	GENERATOR	1-214-210-282
TNT F/A 340	1978	812-2008	GENERATOR	1-214-210-282
TNT F/C 440	1978	812-2008	GENERATOR	1-214-210-282



TERMS & INDEX

NEW

HELMETS

HELMET ACCESSORIES

APPAREL

ACCESSORIES

TRACKS & SUSPENSION

STEERING

TRANS MISSION

PLOW & WINCH

WIND SHIELDS

BRAKES & CARB.

ENGINE PARTS

ELECTRICAL

TRAILER

CHEMICALS

TECH & TOOLS

P.O.P


IGNITION COILS

See Pages 914-920 For Application



Part No. Code Keyword
810-1000 B 16

CDI System
John Deere™ # AM 54839



Part No. Code Keyword
810-1001 B 16

BSE # 153.142.7062.00,
153.143.7062.00



Part No. Code Keyword
810-1001 B 16

C.C.W. # 18.0006.50
18.0008.00 C.C.W. 340 S.E. & G
19.0005.00 C.C.W. 400 S.E. & G
19.0005.40 C.C.W. 440 S.E. & G
25.0005.20, 25.0005.30
E = Electric Start G = Ring Gear Equipped
S = Manual Start



Part No. Code Keyword
810-1002 B 16

Arctic Cat™ – 3002-221
CDI System



Part No. Code Keyword
810-1003 B 16

CDI System
Arctic Cat™ – 3003-409



Part No. Code Keyword
810-1005 B 16

Arctic Cat™ – 6000-654



Part No. Code Keyword
810-1006 B 16



Part No. Code Keyword
811-1011 B 16



Part No. Code Keyword
811-1012 B 16

Arctic Cat™ – 3001-447
2 cylinders Arctic Cat with
Kawasaki engine.



Part No. Code Keyword
811-1017 B 16

Arctic Cat™ # 3007-548



Part No. Code Keyword
811-1018 B 16

OEM# 0730-251
Hole ID: 4.5mm
C to C: 35mm
Wire L : 240mm



Part No. Code Keyword
811-1036 B 16

2 cylinders
Arctic Cat™ – 3003-575 uses 3005-386



Part No. Code Keyword
811-1037 B 16

Arctic Cat™ # 3004-126 (1)



Part No. Code Keyword
811-1038 B 16

Arctic Cat™ # 3004-483 (2)



Part No. Code Keyword
811-1039 B 16

Arctic Cat™ # 3005-381/811-1039



Part No. Code Keyword
811-1040 B 16

Arctic Cat™ – 3007-451

IGNITION COILS

See Pages 914-920 For Application



TERMS & INDEX

NEW

HELMETS

HELMET ACCESSORIES

APPAREL

ACCESSORIES

TRACKS & SUSPENSION

STEERING

TRANS MISSION

PLOW & WINCH

WIND SHIELDS

BRAKES & CARB.

ENGINE PARTS

ELECTRICAL

TRAILER

CHEMICALS

TECH & TOOLS

P.O.P



Part No. Code Keyword
811-1042 B 16

OEM# 3007-236




Part No. Code Keyword
811-1043 B 16

OEM# 3005-409, 3006-534, 3006-692



Part No. Code Keyword
812-1018 B 16

Moto-Ski™ # 420.8666.60 use 410.912
Ski-Doo™ # 420.8666.60 use 410.912



Part No. Code Keyword
812-1019 B 16

Bosch™ # 2.204.211.114
Moto-Ski™ – N/A
Ski-Doo™ – N/A



Part No. Code Keyword
812-1037 B 16

Ski-Doo™ # 410.9196.00 use 410.9201.00



Part No. Code Keyword
812-1040 B 16

Ski-Doo™ # 410.9159.00



Part No. Code Keyword
812-1042 B 16

Ski-Doo™ # 415.085.400



Part No. Code Keyword
812-1043 B 16

Ski-Doo™ # 420.966.705



Part No. Code Keyword
812-1045 B 16

Ski-Doo™ # 420-9657-35/8



Part No. Code Keyword
812-1046 B 16

Ski-Doo™ #512-0599-68



Part No. Code Keyword
812-1047 B 16

Ski-Doo™ #512-0595-64 /
410-9229-35



Part No. Code Keyword
812-1048 B 16B

Ski-Doo™ #420-2660-70 /
278-0015-46



Part No. Code Keyword
813-1020 B 16

Yamaha™ # 8R4-82310-20-00
use 8X8-82310-20-00.



Part No. Code Keyword
813-1021 B 16

Yamaha™ # 8E7-82310-10-00 use
8E7-82310-11-00–8U9-82310-T0-00



Part No. Code Keyword
813-1022 B 16B

CDI System
Sno-Jet™ # 811262, 811278,
811279, 811295 use 811528
Yamaha™ # 878.82310.30



Part No. Code Keyword
813-1023 B 16

Sno-Jet™ # 810075, 810524,
810525, 811087 use 810107,
811123, 811124, 811400
Yamaha™ # 355-82310-40-00. With
contact breaker.

IGNITION COILS

See Pages 914-920 For Application



TERMS & INDEX

NEW

HELMETS

HELMET ACCESSORIES

APPAREL

ACCESSORIES

TRACKS & SUSPENSION

STEERING

TRANS MISSION

PLOW & WINCH

WIND SHIELDS

BRAKES & CARB.

ENGINE PARTS

ELECTRICAL

TRAILER

CHEMICALS

TECH & TOOLS

P.O.P



Part No. Code Keyword
813-1024 B 16

C.D.I. System
Yamaha™ # 8V8-82310-T0-00,
8V8-82310-10-00 use 8W3-82310-10.



Part No. Code Keyword
813-1036 B 16

Yamaha™ # 88T-82310-00
use 8AB-82310-00.



Part No. Code Keyword
813-1037 B 16

Yamaha™ # 86B-82310-00



Part No. Code Keyword
813-1039 B 16

Yamaha™ # 8FA-82310-00/01-00



Part No. Code Keyword
813-1040 B 16

Apex (All Options) # 8FP-82310-00-00



Part No. Code Keyword
814-1028 B 16

Polaris™ # 3081177



Part No. Code Keyword
814-1029 B 16

CDI System
Polaris™ # 3085208



Part No. Code Keyword
814-1030 B 16

PTO Coil
Polaris™ # 3085293



Part No. Code Keyword
814-1031 B 16

Polaris™ # 4060229



Part No. Code Keyword
814-1032 B 16

PTO Coil
Polaris™ # 4011104



Part No. Code Keyword
814-1033 B 16

MAG COIL
Polaris™ # 4011105



Part No. Code Keyword
813-1038 B 16

Yamaha™ # 8CH-82310-00



Part No. Code Keyword
814-1034 B 16

Polaris™ # 3089478



Part No. Code Keyword
814-1037 B 16

OEM# 0451406



Part No. Code Keyword
814-1038 B 16

OEM# 3085905



Part No. Code Keyword
814-1039 B 16

OEM# 4017655
Hole ID: 6.5mm
C to C: 80mm
Wire L : 270mm

IGNITION COILS

See Pages 911-913 For Images



TERMS & INDEX

NEW

HELMETS

HELMET ACCESSORIES

APPAREL

ACCESSORIES

TRACKS & SUSPENSION

STEERING

TRANS MISSION

PLOW & WINCH

WIND SHIELDS

BRAKES & CARB.

ENGINE PARTS

ELECTRICAL

TRAILER

CHEMICALS

TECH & TOOLS

P.O.P

Model	Year	Part No.	OEM No.
Arctic Cat™			
BEARCAT 340/440	1995-97	811-1011	3003-574
BEARCAT 340/440	1998-00	811-1039	3005-381 / 3005-170
BEARCAT 440 I & II	1999-00	811-1039	3005-170
BEARCAT 5000 XT	2015	811-1042	3007-236
BEARCAT WIDE TRACK	1999-02	811-1043	3005-409
BEARCAT Z1 XT	2009-14	811-1042	3007-236
BLAST 4000 ZR / LT/ M	2021	811-1017	0902-034 / 3007-548
CF1000	2009	811-1017	0902-034 / 3007-548 / 4012168 / 4012169
CF6 EFI	2009-11	811-1040	3007-451
CF8	2009-10	811-1017	0902-034 / 3007-548 / 4012168 / 4012169
CFR1000	2009-11	811-1017	0902-034 / 3007-548 / 4012168 / 4012169
CFR800	2009-11	811-1017	0902-034 / 3007-548 / 4012168 / 4012169
CHEETAH	1973-74	811-1012	3001-447
CHEETAH & TOURING	1988	811-1011	3003-284
CHEETAH 340, 440, 550	1994	811-1011	3003-574
CHEETAH 440, 500	1976	810-1003	3003-409
CHEETAH 5000	1977-78	810-1003	3003-409
CHEETAH 530 L/C	1987	811-1011	3003-284
CHEETAH L/C	1987-88	811-1011	3003-574
CHEETAH TOURING	1988	811-1011	3003-411
CHEETAH TOURING 440	1991-93	811-1036	3003-575
CHEETAH WANKEL 295	1975	810-1005	6000-654
COUGAR	1991-94	811-1036	3003-575
COUGAR	1995-98	811-1011	3003-574
COUGAR 500 F/C	1988	811-1011	3003-411
CROSS COUNTRY CAT	1977	810-1003	3003-409
CROSSFIRE 1000 EFI ALL	2007-08	811-1017	0902-034 / 3007-548 / 4012168 / 4012169
CROSSFIRE 500 EFI	2007-08	811-1040	3007-451
CROSSFIRE 600 EFI	2007-08	811-1040	3007-451
CROSSFIRE 800 ALL	2011	811-1017	0902-034 / 3007-548 / 4012168 / 4012169
CROSSFIRE 800 EFI ALL	2007-08	811-1017	0902-034 / 3007-548 / 4012168 / 4012169
DLX	1990-93	811-1011	3003-574
EL TIGRE	1989	811-1011	3003-574
EL TIGRE 440, 500	1976	810-1003	3003-409
EL TIGRE 5000, 6000 L/C	1987-89	811-1011	3003-284
EL TIGRE EXT	1989-91	811-1011	3003-574
EXT 580	1995-97	811-1011	3003-574
EXT 600, TRIPLE, TOURING	1997-99	811-1037	3004-126
EXT 600, TRIPLE, TOURING	1997-99	811-1038	3004-483
EXT ALL	1992-97	811-1011	3003-574
F 1100 ALL	2012-13	811-1042	3007-236
F/C	1987-88	811-1011	3003-411
F1000 EFI (ALL OPTIONS)	2007-08	811-1017	0902-034 / 3007-548 / 4012168 / 4012169
F5 EFI ALL	2007-13	811-1040	3007-451
F6 EFI ALL	2007-11	811-1040	3007-451
F8 ALL	2011	811-1017	0902-034 / 3007-548 / 4012168 / 4012169
F8 EFI (ALL OPTIONS)	2007-10	811-1017	0902-034 / 3007-548 / 4012168 / 4012169
FIRECAT 500 ALL	2003	811-1039	3005-381
FIRECAT 700 ALL	2003	811-1039	3005-381
JAG ALL	1990-93	811-1011	3003-574
JAG 3000 F/C	1979-80	810-1003	3003-409
JAG 340/440 DLX	1998-00	811-1039	3005-381 / 3005-170
JAG 340/440, SUPER JAG, JAG, AFS DLX	1988	811-1011	3003-574
JAG 4000, LT F/C	1981	810-1003	3003-409
JAG LIQUID	1996	811-1036	3003-575
JAG, DLX	1994-97	811-1011	3003-574
JAGUAR Z1	2007-08	811-1042	3007-236
KING CAT 900	2004-06	811-1039	3005-381
LYNX I 295	1974	810-1005	6000-654
LYNX II 340 TIC 340SIA (339CC), 440	1974	811-1012	3001-447
LYNX, DLX	1991-93	811-1011	3003-574
M6 EFI ALL	2007-11	811-1040	3007-451

Model	Year	Part No.	OEM No.
Arctic Cat™			
M 6000 (ALL)	2014-20	811-1017	0902-034 / 3007-548
M 6000 ALPHA ONE ES	2020	811-1017	0902-034 / 3007-548
M8 (ALL OPTIONS)	2008-11	811-1017	0902-034 / 3007-548
M 800 (ALL)	2012-13	811-1017	0902-034 / 3007-548
M 8000 (ALL)	2014-19	811-1017	0902-034 / 3007-548
M 8000 MOUNTAIN CAT ALPHA ONE	2020-21	811-1017	0902-034 / 3007-548
M 8000 Hardcore ALPHA ONE	2020-21	811-1017	0902-034 / 3007-548
M1000	2011	811-1017	0902-034 / 3007-548
M1000 EFI (ALL OPTIONS)	2007-10	811-1017	0902-034 / 3007-548
M 1100	2012	811-1042	3007-236
MOUNTAIN CAT 500 ALL	2001-02	811-1039	3005-381
MOUNTAIN CAT 530 L/C	1990	811-1011	3003-574
MOUNTAIN CAT 570	2002	811-1043	3005-409
MOUNTAIN CAT 600 EFI ALL	2001-03	811-1039	3005-381
MOUNTAIN CAT 600 VEV	2001	811-1039	3005-381
MOUNTAIN CAT 800 ALL	2001-03	811-1039	3005-381
MOUNTAIN CAT 900 ALL	2003-04	811-1039	3005-381
NORSEMAN 3000	2018-19	811-1018	0730-251
NORSEMAN 6000 /X ES	2018-19	811-1017	0902-034 / 3007-548
NORSEMAN 8000 X ES	2019-21	811-1017	0902-034 / 3007-548
PANTERA	1987-89	811-1011	3003-574
PANTERA	1990-92	811-1036	3003-535
PANTERA	1993-97	811-1011	3003-574
PANTERA 3000	2016-19	811-1018	0730-251
PANTERA 440	1990-92	811-1036	3003-575
PANTERA 440 L/C	1987-89	811-1011	3003-284
PANTERA 5000 F/C	1977-81	810-1003	3003-409
PANTERA 550	2000-05	811-1043	3005-409
PANTERA 580 EFI	1999-01	811-1043	3005-409
PANTERA 600 EFI	2002-05	811-1039	3005-381
PANTERA 6000 ES	2018-19	811-1017	0902-034 / 3007-548
PANTERA 800	1998-99	811-1037	3004-126
PANTERA 800	1998-99	811-1038	3004-483
PANTERA 800 EFI	2002-04	811-1039	3005-381
PANTHER	1988	811-1011	3003-411
PANTHER	1990-93	811-1011	3003-574
PANTHER 295	1973	810-1005	6000-654
PANTHER 340	1973	811-1012	3001-447
PANTHER 340	1998-00	811-1039	3005-170
PANTHER 340/440	1998-00	811-1039	3005-381 / 3005-170
PANTHER 370 ALL	2001-08	811-1039	3005-170
PANTHER 440 ALL	1997-02	811-1039	3005-170
PANTHER 550	1997	811-1011	3003-574
PANTHER 550	1999-01	811-1043	3005-409
PANTHER 570	2002	811-1043	3005-409
PANTHER ALL	1976-81	810-1003	3003-409
PANTHER LIQUID	1996	811-1036	3003-575
PANTHER WANKEL 295, 295	1974	810-1005	6000-654
PANTHER, DLX	1994-96	811-1011	3003-574
POWDER EXTREME 600	1997-98	811-1037	3004-126
POWDER EXTREME 600	1997-98	811-1038	3004-483
POWDER SP 500/600 EFI	1999-00	811-1039	3005-381 / 3005-170
POWDER SPECIAL 500 EFI, LE	1999-00	811-1039	3005-381
POWDER SPECIAL 600 ALL	1999-00	811-1039	3005-381
POWDER SPECIAL 700	1999-00	811-1043	3005-409
POWDER SPECIAL, EFI	1995-97	811-1011	3003-574
PROWLER 440	1990-94	811-1036	3003-575
PROWLER SPECIAL	1992	811-1011	3003-574
PUMA 440AP, TIB 440SIA (436CC)	1973	811-1012	3001-447
PUMA, 2-UP, DLX	1994-97	811-1011	3003-574
RIOT 6000 ES	2020-21	811-1017	0902-034 / 3007-548
RIOT 8000 ES	2020-21	811-1017	0902-034 / 3007-548
SABRECAT 600 EFI	2004-06	811-1040	3006-692
SABRECAT 700 EFI	2004-06	811-1040	3006-692
SNOW PRO 500	2010-14	811-1017	0902-034 / 3007-548
SNOW PRO 500	2013-14	811-1040	3007-451
SNOW PRO 600	2010-12	811-1017	0902-034 / 3007-548
SNOW PRO 600	2012-13	811-1040	3007-451
SUPER JAG	1990-92	811-1011	3003-574
T500	2008-09	811-1040	3007-451
THUNDERCAT, MOUNTAIN CAT	1993-99	811-1037	3004-126
THUNDERCAT, MOUNTAIN CAT	1993-99	811-1038	3004-483

IGNITION COILS

See Pages 911-913 For Images



TERMS & INDEX

Model	Year	Part No.	OEM No.
Arctic Cat™			
TRAIL CAT F/C	1979-81	810-1003	3003-409
TZ1/TZ1 LXR	2009-14	811-1042	3007-236
TZ1 PARK	2009	811-1042	3007-236
TZ1 TOURING	2008-09	811-1042	3007-236
WIDETRACK	1995-97	811-1011	3003-574
WILDCAT ALL	1994-96	811-1011	3003-574
XF 1100 CROSSTOUR	2013	811-1042	3007-236
XF 1100 LXR	2012-13	811-1042	3007-236
XF 1100 SNO PRO	2012-13	811-1042	3007-236
XF 6000 (ALL)	2015-19	811-1017	0902-034 / 3007-548
XF 8000 (ALL)	2014-19	811-1017	0902-034 / 3007-548
Z 250, 340, 440	1977	810-1003	3003-409
Z 370 ALL	1999-07	811-1039	3005-170
Z 440 ALL	1996-06	811-1039	3005-381 / 3005-170
Z 570	2002	811-1043	3005-409
Z EXC. LIQUID 96	1994-96	811-1011	3003-574
Z1 ALL	2009-11	811-1042	3007-236
ZL 440	1997-98	811-1036	3003-575
ZL 500 ALL	1999-02	811-1039	3005-381
ZL 550	2000-03	811-1043	3005-409
ZL 580	2000	811-1043	3005-409
ZL 600	1999	811-1039	3005-381
ZL 600 EFI ALL	1999-03	811-1039	3005-381
ZL 700	2000	811-1043	3005-409
ZL 800 EFI ESR, SS, ILLUSION	2001-02	811-1039	3005-381
ZR 3000	2017-19	811-1018	0730-251
ZR 4000	2015-17	811-1040	3007-451
ZR 440 SNO-PRO	1999-00	811-1043	3005-409
ZR 440, 580, EFI, 700	1993-97	811-1011	3003-574
ZR 500 ALL	1999-02	811-1039	3005-381
ZR 5000 LXR	2014-17	811-1042	3007-236
ZR 600 ALL	1999-02	811-1039	3005-381
ZR 6000 (ALL)	2014-21	811-1017	0902-034 / 3007-548
ZR 6000 (RACE Model)	2014-16	811-1040	3007-451
ZR 700	1999-00	811-1043	3005-409
ZR 800 ALL	2001-03	811-1039	3005-381
ZR 8000 (ALL)	2014-21	811-1017	0902-034 / 3007-548
ZR 900 ALL	2003-06	811-1039	3005-381
ZRT 600, 800	1995-99	811-1037	3004-126
ZRT 600, 800	1995-99	811-1038	3004-483
John Deere™			
300	1974-77	810-1005	6000-654
400	1976-77	810-1002	AM54238
400,500	1972	810-1001	AM52401 / AM52402 / AM53045 / AM53046 / AM53066 / AM53067
400,500,600,JDX 4 SPECIAL, JDX 6, JDX 8	1974		
400,500,600,JDX 8	1973		
400,600,800,JDX 4, JDX 6, JDX 8	1975		
CYCLONE 340, 440	1976-78	810-1002	AM54238
JD 295/S, 340/S	1974-75	810-1002	AM54238
JDX 4	1973	810-1005	6000-654
LIQUIDATOR	1976	810-1002	AM54238
LIQUIDATOR 340, 440	1976-78	810-1002	AM54238
LIQUIFIRE 440	1980-81	810-1000	AM54839
SPITFIRE 340	1977-78	810-1003	3002-855
TRAILFIRE 340, 440	1979-84	810-1000	AM54839
TRAILFIRE LX 440	1982-84	810-1000	AM54839
"Z" 250, K-340-2AS, SK-340-2AS, K-340-2RS	1976	810-1002	AM54238
K-400-2RS, K-440-2AM, K-440-2AS	1976	810-1002	AM54238
"Z" K-440-2RS, K-440-3RS,	1976	810-1002	AM54238
K-250-RLC			
K-340-RLC, K-440-RLC	1976	810-1002	AM54238
Kawasaki™			
DRIFTER 440	1979-80	810-1000	211-21-3005
INTRIGUER 440	1978	810-1000	211-21-3005
INTRUDER 440	1978-80	810-1000	211-21-3005
INVADER 340, 440	1978-81	810-1000	211-21-3005
Moto-Ski™			
CADET 250	1972-75	810-1001	540-8011-95
CAPRI 296	1973-74	810-1005	410-9130-00
CAPRI 340, T-SS, 440	1973	810-1001	540-8011-95
CHIMO 440	1974-75	810-1001	540-8011-95

Model	Year	Part No.	OEM No.
Moto-Ski™			
FUTURA 295	1974	810-1005	410-9130-00
FUTURA 340, 440	1974	810-1001	540-8011-95
FUTURA ALL	1975-81	810-1005	410-9130-00
FUTURA LC	1981-82	810-1003	410-9135-00
FUTURA 500	1982	810-1003	410-9135-00
GRAND PRIX 340, 440	1972	810-1001	540-8011-95
GRAND PRIX SPECIAL	1979-81	810-1005	410-9130-00
GRAD SPORT 440	1974-75	810-1001	540-8011-95
MIRAGE I, II, SPECIAL	1979-81	810-1005	410-9130-00
MIRAGE I	1982	812-1018	420-8666-60
MIRAGE II, SPECIAL	1983-85	810-1003	410-9135-00
MS-F 296	1973	810-1005	410-9130-00
MS-F 340, 440	1973	810-1001	540-8011-95
MS-S 400, 440	1973	810-1005	410-9130-00
NUVIK 300, 340, 440, E	1975-79	810-1005	410-9130-00
SONIC 250, 340, TS	1975-78	812-1019	420-9935-15
SONIC	1982	810-1003	410-9135-00
SONIC LC	1984	810-1003	410-9135-00
SPIRIT 250	1976-83	810-1005	410-9130-00
SUPER SONIC	1981	810-1003	410-9135-00
TS 400	1974-75	810-1005	410-9130-00
ULTRA SONIC	1981-82	810-1003	410-9135-00
ZEPHIR 340, 440, E	1972-73	810-1001	540-8011-95
Polaris™			
340 ALL	2004-08	814-1034	3089478
400 INDY	1979-81	814-1028	3081974
440 IQ	2005-07	814-1031	4060229
440 PRO X	2001-03	814-1031	4060229
440 PRO X FAN	2002-04	814-1034	3087191
440 PRO XR	2004	814-1031	4060229
440 XC SP	2000	814-1031	4060229
440 XCR SP	1999	814-1031	4060229
500 CLASSIC	2003	814-1031	4060229
500 EDGE F/O	2003	814-1031	4060229
500 RMK	2000	814-1031	4060229
500 XC ALL	2001-08	814-1031	4060229
550 CLASSIC	2006	814-1034	3089478
550 CLASSIC /EDGE	2002-03	814-1038	3085905
550 EDGE LX	2007	814-1034	3089478
550 INDY 144/ES	2014-20	814-1034	3090363 / 3090414
550 INDY ADVENTURE	2014-19	814-1034	3090363 / 3090414
550 INDY EVO	2019-20	814-1034	3090363 / 3090414
550 INDY LXT /ES	2014-20	814-1034	3090363 / 3090414
550 INDY VOYAGER	2014-19	814-1034	3090363 / 3090414
550 IQ LXT	2011-13	814-1034	3089478
550 IQ SHIFT	2009-13	814-1034	3089478
550 LX	2008	814-1034	3089478
550 RMK EVO /ES/INTL	2020	814-1034	3090363 / 3090414
550 WIDETRACK /LX ES	2014-19	814-1034	3090363 / 3090414
600 AXYS PRO RMK 155 ALL	2016-20	814-1036	4014515 MAG / 4014514 PTO
600 CLASSIC ALL	2001-06	814-1031	4060229
600 EDGE TOURING	2005-06	814-1031	4060229
600 HO FUSION F/O	2006	814-1031	4060229
600 HO RMK 144 F/O	2006	814-1031	4060229
600 HO SWITCHBACK F/O	2005-07	814-1031	4060229
600 INDY XC	2019	814-1036	4013051 / 4013052
600 INDY/SP/ES/INTL ALL OPTIONS	2013-19	814-1036	4013051 / 4013052
600 IQ (ALL EXCEPT LXT/SHIFT)	2008-12	814-1031	4060229
600 IQ SHIFT 136	2009	811-1017	4012168 / 4012169
600 PRO RMK 155	2012-14	814-1036	4014009 / 4014010
600 PRO X	2003-04	814-1031	4060229
600 PRO X2	2004	814-1031	4060229
600 PRO-RIDE RUSH	2010	811-1017	4012168 / 4012169
600 RMK ALL	2002-08	814-1031	4060229
600 RMK 144/155 ALL OPTIONS	2012-19	814-1036	4013051 / 4013052
600 RMK SHIFT 144/155	2009	811-1017	4012168 / 4012169
600 RR/EURO	2008-09	814-1031	4060229
600 RUSH	2011-12	811-1017	4012168 / 4012169
600 RUSH LX	2011	811-1017	4012168 / 4012169
600 RUSH PRO R/ES/INTL/RETRO	2013-14	814-1036	4013051 / 4013052
600 RUSH PRO S ALL	2015-20	814-1036	4014515 MAG / 4014514 PTO

NEW

HELMETS

HELMET ACCESSORIES

APPAREL

ACCESSORIES

TRACKS & SUSPENSION

STEERING

TRANS MISSION

PLOW & WINCH

WIND SHIELDS

BRAKES & CARB.

ENGINE PARTS

ELECTRICAL

TRAILER

CHEMICALS

TECH & TOOLS

P.O.P

IGNITION COILS

See Pages 911-913 For Images



TERMS & INDEX

NEW

HELMETS

HELMET ACCESSORIES

APPAREL

ACCESSORIES

TRACKS & SUSPENSION

STEERING

TRANS MISSION

PLOW & WINCH

WIND SHIELDS

BRAKES & CARB.

ENGINE PARTS

ELECTRICAL

TRAILER

CHEMICALS

TECH & TOOLS

P.O.P

Model	Year	Part No.	OEM No.
Polaris™			
600 RUSH PRO-X/INTL	2015-16	814-1036	4014515
600 RUSH XCR/INTL ES	2017-20	814-1036	4014515 MAG / 4014514 PTO
600 RUSH/ES	2013	814-1036	4013051 / 4013052
600 SWITCHBACK PRO-S/X	2015-16	814-1036	4014515
600 SWITCHBACK	2004	814-1031	4060229
600 SWITCHBACK ADVENTURE	2013-19	814-1036	4014515 MAG / 4014514 PTO
600 SWITCHBACK ASSAULT 144 ALL	2017-20	814-1036	4014515 MAG / 4014514 PTO
600 SWITCHBACK ASSAULT ALL OPTIONS	2014	814-1036	4014009 / 4014010
600 SWITCHBACK F/O	2005	814-1031	4060229
600 SWITCHBACK PRO R/ES/INTL	2014	814-1036	4014009 / 4014010
600 SWITCHBACK PRO S ALL	2015-20	814-1036	4014515 MAG / 4014514 PTO
600 SWITCHBACK PRO X INTL	2015-17	814-1036	4014515 MAG / 4014514 PTO
600 SWITCHBACK PRO-R/ES/INTL/RETRO	2013	814-1036	4013051 / 4013052
600 SWITCHBACK SP ALL	2017-20	814-1036	4014515 MAG / 4014514 PTO
600 SWITCHBACK XCR /INTL	2019-20	814-1036	4013051 / 4013052
600 SWITCHBACK/ES	2013-14	814-1036	4013051 / 4013052
600 VOYAGER/INTL	2014	814-1036	4014009 / 4014010
600 VOYAGEUR/INTL 144	2017-20	814-1036	4014515 MAG / 4014514 PTO
600 WIDETRAX IQ	2010-13	811-1017	4012168 / 4012169
600 XC (ALL OPITIONS)	2001-05	814-1031	4060229
650 INDY ALL	1983-86	814-1026	3082974
650 MATRYX INDY VR1 129/137	2021	814-1036	4017656
650 MATRYX INDY VR1/XC	2021	814-1039	4017655
650 MATRYX INDY XC 129/137	2021	814-1036	4017656
650 MATRYX SWITCHBACK ASSAULT 146	2021	814-1036	4017656
700 CLASSIC	2006	814-1033	4011105 (MAG)
700 CLASSIC	2006	814-1032	4011104 (PTO)
700 CLASSIC ALL	2002-04	814-1031	4060229
700 FUSION F/O	2006	814-1033	4011105 (MAG)
700 FUSION F/O	2006	814-1032	4011104 (PTO)
700 HO TOURING	2006	814-1033	4011105 (MAG)
700 HO TOURING	2006	814-1032	4011104 (PTO)
700 PRO X ALL	2003-04	814-1031	4060229
700 RMK	2006	814-1033	4011105 (MAG)
700 RMK	2006	814-1032	4011104 (PTO)
700 RMK F/O	2004-05	814-1031	4060229
700 SKS	2002	814-1031	4060229
700 SWITCHBACK	2004	814-1031	4060229
700 XC ALL	2001-05	814-1031	4060229
800 AXYS PRO RMK/LE 155/163/174 ALL	2016-20	814-1036	4014515 MAG / 4014514 PTO
800 AXYS RMK ASSAULT 155 ALL	2017-18	814-1036	4014515 MAG / 4014514 PTO
800 AXYS SKS 146/155	2016-20	814-1036	4014515 MAG / 4014514 PTO
800 CLASSIC ALL	2004	814-1031	4060229
800 EDGE TOURING	2005	814-1031	4060229
800 HO SWITCHBACK F/O	2005	814-1031	4060229
800 INDY SP/ES/INTL ALL OPTIONS	2014	814-1036	4014009 / 4014010
800 INDY XC	2019-20	814-1036	4014515 MAG / 4014514 PTO
800 LE	2001	814-1031	4060229
800 PRO RMK 155/163 ALL OPTIONS	2011-14	814-1036	4013051 / 4013052
800 PRO X ALL	2003-04	814-1031	4060229
800 RMK	2000, 02-05	814-1031	4060229
800 RMK 155	2014	814-1036	4014009 / 4014010
800 RMK 155/ES/INTL	2011-13	814-1036	4013051 / 4013052
800 RMK ASSAULT	2016	814-1036	4014515
800 RMK ASSAULT 155 ALL OPTIONS	2011-14	814-1036	4013051 / 4013052
800 RMK ASSAULT	2019-20	814-1036	4014515 MAG / 4014514 PTO
800 RMK KHAOS 155/155	2020	814-1036	4014515 MAG / 4014514 PTO

Model	Year	Part No.	OEM No.
Polaris™			
800 RUSH PRO S/X ALL	2015-20	814-1036	4014515 MAG / 4014514 PTO
800 RUSH PRO-R ALL OPTIONS	2011-14	814-1036	4013051 / 4013052
800 RUSH XCR/INTL ES	2017-18	814-1036	4014515 MAG / 4014514 PTO
800 RUSH/ES	2011-13	814-1036	4013051 / 4013052
800 SWITCHBACK	2004	814-1031	4060229
800 SWITCHBACK ADVENTURE	2014	814-1036	4014009 / 4014010
800 SWITCHBACK ADVENTURE/INTL	2016-19	814-1036	4014515 MAG / 4014514 PTO
800 SWITCHBACK ASSAULT 144 ALL	2017-20	814-1036	4014515 MAG / 4014514 PTO
800 SWITCHBACK ASSAULT ALL OPTIONS	2011-14	814-1036	4013051 / 4013052
800 SWITCHBACK F/O	2005	814-1031	4060229
800 SWITCHBACK PRO R/ES/INT/LE ALL OPTIONS	2014	814-1036	4014009 / 4014010
800 SWITCHBACK PRO S ALL	2015-20	814-1036	4014515 MAG / 4014514 PTO
800 SWITCHBACK PRO X/INTL ALL	2015-18	814-1036	4014515 MAG / 4014514 PTO
800 SWITCHBACK PRO-R/ES/INTL/RETRO/LE ALL OPTIONS	2012-13	814-1036	4013051 / 4013052
800 SWITCHBACK XCR SC	2020	814-1036	4014515 MAG / 4014514 PTO
800 SWITCHBACK/ES	2012-14	814-1036	4013051 / 4013052
800 TITAN SP/ADVENTURE/XC	2018-20	814-1036	4014515 MAG / 4014514 PTO
800 XC ALL	2001-05	814-1031	4060229
850 AXYS INDY XC	2021	814-1039	4017655
850 AXYS INDY XC 137 ALL	2021	814-1036	4017656
850 AXYS PRO RMK 153/163/174	2020-21	814-1039	4017655
	2020	814-1036	4017656
850 AXYS PRO-RMK 155	2021	814-1036	4017656
850 AXYS PRO-RMK 163/165/INTL ALL	2021	814-1036	4017656
850 AXYS PRO-RMK 174" ALL	2021	814-1036	4017656
850 AXYS SKS 155	2019-20	814-1039	4017655
		814-1036	4017656
850 AXYS SWITCHBACK ASSAULT 144 ALL	2021	814-1036	4017656
850 MATRYX SWITCHBACK ASSAULT	2021	814-1039	4017655
850 INDY 129 XCR	2020-21	814-1036	4017656
850 INDY129/137 XCR	2020-21	814-1039	4017655
850 INDY ADVENTURE 137	2020-21	814-1039	4017655
	2020-21	814-1036	4017656
850 INDY SC 129	2019-20	814-1039	4017655
		814-1036	4017656
850 INDY XC 129/137	2020	814-1039	4017655
		814-1036	4017656
850 MATRYX INDY VR1 129/137	2021	814-1036	4017656
850 MATRYX INDY XC 129/137	2021	814-1036	4017656
850 MATRYX SWITCHBACK ASSAULT 146	2021	814-1036	4017656
850 PRO-RMK 155	2019	814-1039	4017655
		814-1036	4017656
850 RMK KHAOS 155/155 3"	2020-21	814-1039	4017655
		814-1036	4017656
850 RMK KHAOS 163/165/INTL ALL	2021	814-1036	4017656
850 RUSH PRO-S	2019-21	814-1039	4017655
		814-1036	4017656
850 RUSH XCR	2019	814-1039	4017655
		814-1036	4017656
850 SKS 146	2019-21	814-1036	4017656
850 SKS 146/155	2019-21	814-1039	4017655
850 SKS 155/INTL ALL	2021	814-1036	4017656
850 SWITCHBACK ASSAULT 144	2019-21	814-1039	4017655
	2019-20	814-1036	4017656
850 SWITCHBACK PRO-S	2019-21	814-1039	4017655
	2019-21	814-1036	4017656

IGNITION COILS

See Pages 911-913 For Images



TERMS &
INDEX

Model	Year	Part No.	OEM No.
Polaris™			
850 SWITCHBACK XCR	2019-21	814-1039	4017655
	2019-21	814-1036	4017656
900 FUSION	2006	814-1033	4011105 (MAG)
900 FUSION	2006	814-1032	4011104 (PTO)
900 FUSION F/O	2006	814-1033	4011105 (MAG)
900 FUSION F/O	2006	814-1032	4011104 (PTO)
900 RMK ALL	2005-06	814-1033	4011105 (MAG)
900 RMK ALL	2005-06	814-1032	4011104 (PTO)
900 SWITCHBACK	2005-06	814-1033	4011105 (MAG)
900 SWITCHBACK	2005-06	814-1032	4011104 (PTO)
CENTURION INDY 500	1979-80	814-1028	3081177
CHARGER 295, 400, MUSTANG 400	1979-82	814-1026	3082974
CHARGER 530, MUSTANG 530	1972-73	814-1028	3081177
CHARGER S/S 530, TX 335	1972	814-1028	3081177
COBRA 340,440	1978-79	814-1028	3081177
COLT 244S	1972-74, 76-77	814-1028	3081974
COLT 250	1972-78	814-1028	3081974
COLT 295 SS	1972-74	814-1028	3081177
COLT 340	1972-78	814-1028	3081177
CUSTOM II 250	1972-78	814-1028	3081177
CUSTOM, II 530	1974	814-1028	3081974
CUTLASS 340	1973-74	814-1028	3081177
CUTLASS SS 440	1981	814-1028	3081177
ELECTRA 250, 34-, 440	1974-77	814-1028	3081974
ELECTRA 340, 440	1977	814-1028	3081177
EURO SPORT TOURING	2000-01	814-1038	3085905
EURO TRAIL SKS	1999	814-1038	3085905
FRONTIER CLASSIC	2004	812-1048	2876049 / 4010425
FRONTIER CLASSIC BUILT AFTER 1/01/02	2003	812-1048	2876049 / 4010425
FRONTIER CLASSIC BUILT BEFORE 1/01/02	2003	812-1048	2876049 / 4010425
FRONTIER TOURING	2003-05	812-1048	2876049 / 4010425
FS WIDETRAK IQ/INTL	2010-13	814-1037	0451406
FS/FST CLASSIC	2006	814-1037	0451406
FS/FST IQ TOURING	2007-10	814-1037	0451406
FS/FST TOURING	2006	814-1037	0451406
FST IQ CRUISER/IQ CRUISER	2007-08	814-1037	0451406
FST IQ SWITCHBACK	2006-07	814-1037	0451406
FST IQ/LX	2007	814-1037	0451406
GIMINI 244S	1979-80	814-1028	3081177
INDY CROSS COUNTRY	1988-90	814-1026	3082974
INDY FRONTIER	2002	812-1048	2876049 / 4010425
INDY TRAIL ALL	1996-98	814-1030	3085293
IQ SHIFT/EURO	2008	814-1031	4060229
IQ TURBO LXT	2013-14	814-1037	0451406
IQ WIDETRAK/EURO	2009	814-1037	0451406
SPORT	2000	814-1038	3085905
SPORT TOURING	2003-04	814-1034	3087216
SPORT TOURING	2000-03	814-1038	3085905
SPORT,SS	1978	814-1028	3081177
SUPERSPORT /EDGE	1999-03	814-1038	3085905
SUPERSPORT ALL	2003-08	814-1034	3089478
TC 250	1974-75	814-1028	3081974
TRAIL RMK	1999-03	814-1038	3085905
TRAIL RMK ALL	2004	814-1034	3087214
TRAIL RMK ALL	2006-10	814-1034	3089478
TRAIL TOURING	2000-02	814-1038	3085905
TRAIL TOURING ALL	2004	814-1034	3087214
TRAIL TOURING ALL	2006-10	814-1034	3089478
TURBO IQ/IQ LXT	2011-12	814-1037	0451406
TURBO LX/TURBO IQ LX/DRAGON	2008-12	814-1037	0451406
TURBO SWITCHBACK	2008-09	814-1037	0451406
XCF /SP/EDGE	1999-01	814-1038	3085905
XCR 600 SPECIAL	1993-98	814-1029	3084469
XCR 700	1996	814-1030	3085293
XCR 700, SE	1998-99	814-1030	3085293
XCR 800	1997-98	814-1030	3085293
XL TALL	1999	814-1030	3085293
Ski-Doo™			
*ALL EXCEPT TNT F/A AND	1975	810-1005	410-9130-00
EVEREST 440			
*ALL MODELS EXCEPT RV 250, 340	1976-79	810-1005	410-9130-00

Model	Year	Part No.	OEM No.
Ski-Doo™			
*ALL MODELS EXCEPT TNT F/A	1973-74	810-1005	410-9130-00
ALPINE	1966-67	810-1006	2-204-211-008
ALPINE 300	1968	810-1006	2-204-211-008
ALPINE 640 ER	1975- 82	812-2008	1-214-210-282
ALPINE ALL	1969-82	810-1005	410-9130-00
ALPINE II	1983-90	810-1003	3002-855
ALPINE II	1992-95	810-1003	3002-855
BLIZZARD 5500, MX, 6500 PLUS	1978-81	810-1005	410-9130-00
BLIZZARD 7500 PLUS, 9500 PLUS	1981	810-1003	410-9135-00
BLIZZARD ALL	1970-72	810-1005	410-9130-00
BLIZZARD MX, 9500, 9700	1982-84	810-1003	410-9135-00
BR, RD	1964	810-1006	2-204-211-008
CHALET	1965	810-1006	2-204-211-008
CITATION 4500, SS	1982-83	810-1003	410-9135-00
CITATION ALL	1978-81	810-1005	410-9130-00
ELAN ALL	1971-96	810-1005	410-9130-00
ELAN 250	1970-72	810-1006	2-204-211-008
ELITE	1973-80	810-1005	410-9130-00
ELITE	1981-82	810-1003	410-9135-00
ESCAPADE	1987-89	810-1003	410-9135-00
EVEREST 500, E	1982-83	810-1003	410-9135-00
EVEREST ALL (EXCEPT LC 1981)	1974, 76-81	810-1005	410-9130-00
EVEREST L.C.	1981-83	810-1003	410-9135-00
EXPEDITION 600 HO SDI	2005	812-1048	270600002 / 278001546 / 420266070
EXPEDITION LE/SE 900 ACE	2015-21	8100-001	420-6661-40 / 420-6661-41 / 420-6661-42
EXPEDITION SPORT 600ACE XP	2011-21	8100-001	420-6661-40 / 420-6661-41 / 420-6661-42
EXPEDITION SPORT 900ACE XS	2014-21	8100-001	420-6661-40 / 420-6661-41 / 420-6661-42
EXPEDITION SPORT V-800	2007-08	812-1048	270600002 / 278001546 / 420266070
EXPEDITION SWT 900 ACE	2018-20	8100-001	420-6661-40 / 420-6661-41 / 420-6661-42
EXPEDITION TUV 600 HO SDI, TUV V-800	2007-10	812-1048	270600002 / 278001546 / 420266070
FORMULA 500 & DLX *USE OEM CONNECTORS	1998	812-1042	415-0854-00
FORMULA 500 *USE OEM CONNECTORS	1998	812-1042	415-0854-00
FORMULA 500 L/C *USE OEM CONNECTORS	1999-01	812-1042	415-0854-00
FORMULA 500 L/C DLX *USE OEM CONNECTORS	2000	812-1042	415-0854-00
FORMULA 500, DLX, 583, Z	1997-98	812-1037	410-9201-00
FORMULA 583 & DLX *USE OEM CONNECTORS	1998-99	812-1042	415-0854-00
FORMULA 670 & DLX *USE OEM CONNECTORS	1999	812-1042	415-0854-00
FORMULA ALL	1993	812-1037	410-9201-00
FORMULA III 600/LT/R	1998	812-1043	420-9667-05
FORMULA III 670	1999	812-1043	420-9667-05
FORMULA III 700	1998-99	812-1043	420-9667-05
FORMULA III 700 R	1998-00	812-1043	420-9667-05
FORMULA III 800	1999-00	812-1043	420-9667-05
FORMULA III, LT	1996-97	812-1045	420965735 / 420965738
FORMULA MACH I	1989-90	810-1003	410-9135-00
FORMULA MACH I	1994-96	812-1037	410-9201-00
FORMULA MACH I, XTC	1991-92	810-1003	410-9135-00
FORMULA MX, PLUS	1985-89	810-1003	410-9135-00
FORMULA MX, PLUS, X, 500	1990-92	810-1003	410-9135-00
FORMULA SLS, SS, ST, STX, Z	1994-96	812-1037	410-9201-00
FORMULA SS, SP	1985-86	810-1003	410-9135-00
GRAND TOURING 470, 500, 583, 670	1993-97	812-1037	410-9201-00
GRAND TOURING 500 *USE OEM CONNECTORS	2002-03	812-1042	512-0595-12
GRAND TOURING 600 SPORT	2009-14	812-1046	512-0599-68
GRAND TOURING 700	1998-00	812-1043	420-9667-05
GRAND TOURING 800	2001	812-1043	420-9667-05

NEW

HELMETS

HELMET ACCESSORIES

APPAREL

ACCESSORIES

TRACKS & SUSPENSION

STEERING

TRANS MISSION

PLOW & WINCH

WIND SHIELDS

BRAKES & CARB.

ENGINE PARTS

ELECTRICAL

TRAILER

CHEMICALS

TECH & TOOLS

P.O.P

IGNITION COILS

See Pages 911-913 For Images



Model	Year	Part No.	OEM No.
Ski-Doo™			
GRAND TOURING LE 900 ACE XR	2014-21	8100-001	420-6661-40 / 420-6661-41 / 420-6661-42
GRAND TOURING SE	1998-00	812-1043	420-9667-05
GRAND TOURING SE 800 SDI	2003	812-1048	270600002 / 278001546 / 420266070
GRAND TOURING SPORT 600 ACE XP	2011-21	8100-001	420-6661-40 / 420-6661-41 / 420-6661-42
GSX 500 SS	2006	812-1046	512-0599-68
GSX 500 SS	2004-05	812-1047	512-0595-64 / 410-9229-35
GSX 500 SS SPORT	2007-09	812-1046	512-0599-68
GSX 600 HO	2004-05	812-1047	512-0595-64 / 410-9229-35
GSX 600 HO SDI	2005-06	812-1048	270600002 / 278001546 / 420266070
GSX 600 SPORT	2010	812-1046	512-0599-68
GSX 800 HO	2004	812-1047	512-0595-64 / 410-9229-35
GSX 800 HO	2005-06	812-1046	512-0599-68
GSX LE 900 ACE XS	2014-15	8100-001	420-6661-40 / 420-6661-41 / 420-6661-42
GSX LTD 600 HO SDI, SPORT 600 HO SDI	2007-08	812-1048	270600002 / 278001546 / 420266070
GSX LTD 800 HO PTEK	2007	812-1046	512-0599-68
GSX LTD 800R	2008	812-1046	512-0599-68
GTI LE RFI	2003-05	812-1048	270600002 / 278001546 / 420266070
GTI RFI	2004	812-1048	270600002 / 278001546 / 420266070
GTI RFI STD	2005	812-1048	270600002 / 278001546 / 420266070
GTX 500 SS	2005	812-1047	512-0595-64 / 410-9229-35
GTX 500 SS	2006	812-1046	512-0599-68
GTX 500 SS SPORT	2007-09	812-1046	512-0599-68
GTX 600 HO	2005	812-1047	512-0595-64 / 410-9229-35
GTX 600 HO SDI	2005-06	812-1048	270600002 / 278001546 / 420266070
GTX 800 HO	2005-06	812-1046	512-0599-68
GTX LTD 600 HO SDI, SPORT 600 HO SDI	2007-08	812-1048	270600002 / 278001546 / 420266070
GTX LTD 800 HO PTEK	2007	812-1046	512-0599-68
GTX RFI	2000-02	812-1048	270600002 / 278001546 / 420266070
INVADER 640ER	1970	810-1005	410-9130-00
LEGEND 500 *USE OEM	2002-03	812-1042	512-0595-12
CONNECTORS			
LEGEND 500 SS *USE OEM	2004	812-1042	512-0595-12
CONNECTORS			
LEGEND 600 *USE OEM	2002-03	812-1042	512-0595-12
CONNECTORS			
LEGEND 600 HO SDI, 800 SDI	2004	812-1048	270600002 / 278001546 / 420266070
LEGEND 700 *USE OEM	2002-04	812-1042	512-0595-12
CONNECTORS			
LEGEND 800 *USE OEM	2002	812-1042	512-0595-12
CONNECTORS			
LEGEND 800 SDI	2003-04	812-1048	270600002 / 278001546 / 420266070
LEGEND TOURING V-800, TRAIL V800	2007-09	812-1048	270600002 / 278001546 / 420266070
MACH 1	1997	812-1045	420-9657-35/8
MACH 1 ALL	1998-00	812-1043	420-9667-05
MACH Z	1996-97	812-1045	420-9657-35/8
MACH Z	1998-03	812-1043	420-9667-05
MACH Z 1000 SDI	2005	812-1048	270600002 / 278001546 / 420266070
MACH Z 1000 SDI ADRENALINE & X	2006	812-1048	270600002 / 278001546 / 420266070
MACH Z ADRENALINE	2007	812-1048	270600002 / 278001546 / 420266070

Model	Year	Part No.	OEM No.
Ski-Doo™			
MACH Z X	2007	812-1048	270600002 / 278001546 / 420266070
MIRAGE 1, 2, SP	1970	810-1005	410-9130-00
MX Z	1994-95	810-1005	410-9130-00
MX Z 007 SPECIAL EDITION	2003	812-1047	512-0595-64 / 410-9229-35
MX Z 1000 SDI RENEGADE RT	2007	812-1048	270600002 / 278001546 / 2876049 / 4010425 / 420266070
MX Z 1000 SDI RENEGADE X	2006	812-1048	270600002 / 278001546 / 2876049 / 4010425 / 420266070
MX Z 440 RACING	2006	812-1046	512-0599-68
MX Z 440, 583	1996-97	812-1037	410-9201-00
MX Z 440X RACING	2007	812-1046	512-0599-68
MX Z 500 SS ADRENALINE	2007	812-1046	512-0599-68
MX Z 500 SS TNT	2008-09	812-1046	512-0599-68
MX Z 500 SS TRAIL	2007-08	812-1046	512-0599-68
MX Z 500 SS TRAIL & ADRENALINE	2004-08	812-1047	512-0595-64 / 410-9229-35
MX Z 600 HO *USE OEM	2003	812-1042	512-0595-12
CONNECTORS			
MX Z 600 HO ADRENALINE	2006	812-1046	512-0599-68
MX Z 600 HO ADRENALINE	2007	812-1046	512-0599-68
MX Z 600 HO RENEGADE	2004-05	812-1047	512-0595-64 / 410-9229-35
MX Z 600 HO REV	2003	812-1047	512-0595-64 / 410-9229-35
MX Z 600 HO SDI	2004	812-1048	270600002 / 278001546 / 420266070
MX Z 600 HO SDI ADRENALINE & X	2006	812-1048	270600002 / 278001546 / 420266070
MX Z 600 HO SDI ADRENALINE & X, RENEGADE & RENEGADE X	2005-06	812-1048	270600002 / 278001546 / 420266070
MX Z 600 HO SDI RENEGADE	2005	812-1048	270600002 / 278001546 / 420266070
EARLY INTRO			
MX Z 600 HO TRAIL & ADRENALINE & X	2004-07	812-1047	512-0595-64 / 410-9229-35
MX Z 600 RS	2008-09	812-1046	512-0599-68
MX Z 600 TNT	2010-12	812-1046	512-0599-68
MX Z 600HO SDI, X, XRS, ADREN., BLIZZARD, RENEGADE, RENEGADE X	2007-08	812-1048	270600002 / 278001546 / 420266070
MX Z 800 *USE OEM	2002-03	812-1042	512-0595-12
CONNECTORS			
MX Z 800 HO ADRENALINE & X	2004-05	812-1047	512-0595-64 / 410-9229-35
MX Z 800 HO ADRENALINE & X	2005-06	812-1046	512-0599-68
MX Z 800 HO PTEK ADRENALINE	2007	812-1046	512-0599-68
MX Z 800 HO PTEK BLIZZARD	2007	812-1046	512-0599-68
MX Z 800 HO PTEK RENEGADE & X	2007	812-1046	512-0599-68
MX Z 800 HO RENEGADE & X	2004	812-1047	512-0595-64 / 410-9229-35
MX Z 800 HO RENEGADE & X	2005-06	812-1046	512-0599-68
MX Z 800 REV	2002-03	812-1047	512-0595-64 / 410-9229-35
MX Z 800R ADRENALINE	2008	812-1046	512-0599-68
MX Z 800R ADRENALINE PTEK	2009-10	812-1046	512-0599-68
MX Z 800R RENEGADE & X	2008	812-1046	512-0599-68
MX Z 800R RENEGADE & X PTEK	2009	812-1046	512-0599-68
MX Z 800R TNT PTEK	2011	812-1046	512-0599-68
MX Z 900 ACE	2018	8100-001	420-6661-40 / 420-6661-41 / 420-6661-42
MX Z SPORT/TNT 600ACE XP	2011-18	8100-001	420-6661-40 / 420-6661-41 / 420-6661-42
MX Z TNT 900ACE XS	2014-18	8100-001	420-6661-40 / 420-6661-41 / 420-6661-42
MX Z TRAIL	2009	812-1046	512-0599-68
MX Z X 440/440 RACING	2002-05	812-1047	512-0595-64 / 410-9229-35
MX Z X 600 RS	2009-14	812-1046	512-0599-68

IGNITION COILS

See Pages 911-913 For Images



TERMS & INDEX

Model	Year	Part No.	OEM No.
Ski-Doo™			
MX Z X 800 HO PTEK	2007	812-1046	512-0599-68
MX Z X 800R	2008	812-1046	512-0599-68
MX Z X 800R PTEK	2009-11	812-1046	512-0599-68
MX Z XRS 800 HO PTEK	2007, 10	812-1046	512-0599-68
MXZ SPORT 600 CARB	2010-19	812-1046	512-0599-68
NORDIK	1969-74	810-1005	410-9130-00
NORDIK, 50, 60	1981	810-1005	410-9130-00
NORDIK, 50, 60	1982-83, 87-90	810-1003	410-9135-00
NORDIK, SKANDIK	1991	810-1003	410-9135-00
OLYMPIQUE	1965-67	810-1006	2-204-211-008
OLYMPIQUE 12/3, 335	1970	810-1006	2-204-211-008
OLYMPIQUE 250	1968	810-1006	2-204-211-008
OLYMPIQUE 300, 300S, 335, 335S	1972	810-1006	2-204-211-008
OLYMPIQUE 300, 320, S/S 12/3, S/S 320	1969	810-1006	2-204-211-008
OLYMPIQUE 300, 300S, 335, 335S	1970	810-1006	2-204-211-008
OLYMPIQUE 320E, 370	1969	810-1005	410-9130-00
OLYMPIQUE 335E, 399, ES, S, ES	1969-70	810-1005	410-9130-00
OLYMPIQUE TNT 292, 292S, 340, 340S	1970	810-1006	2-204-211-008
RENEGADE 800R PTEK	2010-11	812-1046	512-0599-68
ADRENALINE			
RENEGADE 800R PTEK	2010-11	812-1046	512-0599-68
BACKCOUNTRY & X			
RENEGADE ADRENALINE 900ACE XS	2014-18	8100-001	420-6661-40 / 420-6661-41
RENEGADE SP 800R PTEK	2011	812-1046	512-0599-68
RENEGADE SPORT 600 CARB	2015-20	812-1046	512-0599-68
RENEGADE SPORT 600ACE XP	2011-21	8100-001	420-6661-40 / 420-6661-41 / 420-6661-42
RENEGADE X 800R PTEK	2010	812-1046	512-0599-68
SA-280, SA-280A, SA-290, SA-290C, SA-290SS, SA-340, SA-340C, SA-340SS, SA-370, KM 914A, KM 914B		810-1006	2-204-211-008
SAFARI ALL	1970	810-1005	410-9130-00
SAFARI CHEYENNE	1989-90	810-1003	410-9135-00
SAFARI CITATION, E	1989-91	812-1018	410-9124-00
SAFARI L, DLX, 503 RALLY	1993	810-1003	410-9135-00
SAFARI L, DLX, 503 RALLY	1989-91	812-1018	410-9124-00
SAFARI L, LE, LX, LXE	1990-93	810-1003	410-9135-00
SAFARI LC, LCE, GLX	1990-92	810-1003	410-9135-00
SAFARI SAGA	1989-90	810-1003	410-9135-00
SAFARI VOYAGER SCOUT, SAGA SCOUT, E	1984-88, 1989-90	810-1003	410-9135-00, 410-9135-00
SKANDIC 335, 335S	1970-72	810-1006	2-204-211-008
SKANDIC 500	2002	812-1047	512-0595-64 / 410-9229-35
SKANDIC 600	2002-03	812-1047	512-0595-64 / 410-9229-35
SKANDIC 600 SUV	2003-07	812-1047	512-0595-64 / 410-9229-35
SKANDIC 600 SUV (EUROPE)	2008	812-1046	512-0599-68
SKANDIC 600 WT	2004-07	812-1047	512-0595-64 / 410-9229-35
SKANDIC 600 WT	2008-10	812-1046	512-0599-68
SKANDIC II 377, 503, R	1992-93	810-1003	410-9135-00
SKANDIC SWT 600 ACE	2011-20	8100-001	420-6661-40 / 420-6661-41 / 420-6661-42
SKANDIC SWT V-800	2007-12	812-1048	270600002 / 278001546 / 420266070
SKANDIC TUNDRA V-800	2007-09	812-1048	270600002 / 278001546 / 420266070
SKANDIC WT 600 ACE	2011-20	8100-001	420-6661-40 / 420-6661-41 / 420-6661-42
SKANDIC WT LC	1998	812-1037	410-9201-00
SKANDIC WT/SWT 500 F	2003	812-1047	512-0595-64 / 410-9229-35
SKANDIC WT/SWT 900 ACE	2015-20	8100-001	420-6661-40 / 420-6661-41 / 420-6661-42
SKANDIC, 377, R SS-25	1982-87, 1984	810-1003 , 810-1003	410-9135-00, 410-9135-00

Model	Year	Part No.	OEM No.
Ski-Doo™			
STRATOS, E	1984, 87-88	810-1003	410-9135-00
SUMMIT 1000 SDI HIGHMARK & HIGHMARK X	2005-06	812-1048	270600002 / 278001546 / 420266070
SUMMIT 500 *USE OEM CONNECTORS	1998-99	812-1042	415-0854-00
SUMMIT 500 SS EVEREST	2009	812-1046	512-0599-68
SUMMIT 50TH ANNIVERSARY	2009	812-1046	512-0599-68
SUMMIT 583 *USE OEM CONNECTORS	1998	812-1042	415-0854-00
SUMMIT 600 *USE OEM CONNECTORS	2002-03	812-1042	512-0595-12
SUMMIT 600 HO	2004-05	812-1047	512-0595-64 / 410-9229-35
SUMMIT 670/X *USE OEM CONNECTORS	1998-99	812-1042	415-0854-00
SUMMIT 700 *USE OEM CONNECTORS	2002-03	812-1042	512-0595-12
SUMMIT 800 *USE OEM CONNECTORS	2002-03	812-1042	512-0595-12
SUMMIT 800 HO	2006	812-1046	512-0599-68
SUMMIT 800 HO	2003-05	812-1047	512-0595-64 / 410-9229-35
SUMMIT 800R ADRENALINE	2007	812-1046	512-0599-68
SUMMIT 800R EVEREST	2008	812-1046	512-0599-68
SUMMIT 800R PTEK EVEREST	2009-11	812-1046	512-0599-68
SUMMIT ADRENALINE 600HO SDI	2006-08	812-1048	270600002 / 278001546 / 420266070
SUMMIT ALL	1994-97	812-1037	410-9201-00
SUMMIT HIGHMARK & HIGHMARK X 1000 SDI	2007	812-1048	270600002 / 278001546 / 420266070
SUMMIT HILLCLIMB	2009-10	812-1046	512-0599-68
SUMMIT SP/SPORT 800R PTEK	2011-16	812-1046	512-0599-68
SUMMIT SPORT 600 CARB	2010-20	812-1046	512-0599-68
SUMMIT X	2007	812-1046	512-0599-68
SUMMIT X 800R	2008	812-1046	512-0599-68
SUMMIT X 800R PTEK	2009-10	812-1046	512-0599-68
SUMMIT XRS	2007	812-1046	512-0599-68
SUPER 370	1968	810-1005	410-9130-00
SUPER ALPINE	1967-68	810-1005	410-9130-00
SUPER-OLYMPIQUE	1966-68	810-1006	2-204-211-008
TNT 292, 292S, 340, 340S	1970	810-1006	2-204-211-008
TNT	1971-72	810-1005	410-9130-00
TNT 399, 669	1969	810-1005	410-9130-00
TNT RV 250	1969	810-1005	410-9130-00
TUNDRA II, LT	1992-99	812-1040	410-9159-00 / 415-0829-00
TUNDRA LT 600ACE XP	2011-21	8100-001	420-6661-40 / 420-6661-41 / 420-6661-42
TUNDRA SPORT 600ACE XP	2012-19 / 2021	8100-001	420-6661-40 / 420-6661-41 / 420-6661-42
TUNDRA, LT	1986-91	812-1018	410-9124-00
VALMONT	1971-72	810-1005	410-9130-00
VOYAGEUR	1989	810-1003	410-9135-00
VOYAGEUR	1971-72	810-1005	410-9130-00
Yamaha™			
*ALL MODELS (EXCEPT SR)	1971-73	813-1023	860-82310-40
*ALL MODELS (EXCEPT GPX)	1974-75	813-1023	860-82310-40
APEX ALL	2006-18	813-1040	8FP-82310-00-00
ATTAK	2006-07	813-1040	8FP-82310-00-00
ATTAK GT	2007	813-1040	8FP-82310-00-00
BRAVO	2007	813-1040	8FP-82310-00-00
BRAVO 250 ALL	1989-00, 07	813-1037	86B-82310-00 / 10-00
BRAVO BR 250	1982-88	813-1020	8R4-82310-20-00
CS 340	1993-00	813-1024	85T-82310-00
EC 340	1984-88	813-1024	8W3-82310-10-00
ENTICER ET 250	1977-81	813-1023	860-82310-40
ET 300, 340	1978-83	813-1021	8K4-82310-11
ET 300, 340	1984-88	813-1024	8W3-82310-10-00
ET 400	1989-91	813-1024	85T-82310-00
ET 410	1992-97	813-1024	85T-82310-00
EX 340, 440	1976	813-1022	878-82310-30

NEW

HELMETS

HELMET ACCESSORIES

APPAREL

ACCESSORIES

TRACKS & SUSPENSION

STEERING

TRANS MISSION

PLOW & WINCH

WIND SHIELDS

BRAKES & CARB.

ENGINE PARTS

ELECTRICAL

TRAILER

CHEMICALS

TECH & TOOLS

P.O.P

TERMS & INDEX
NEW
HELMETS
HELMET ACCESSORIES
APPAREL
ACCESSORIES
TRACKS & SUSPENSION
STEERING
TRANS MISSION
PLOW & WINCH
WIND SHIELDS
BRAKES & CARB.
ENGINE PARTS
ELECTRICAL
TRAILER
CHEMICALS
TECH & TOOLS
P.O.P

IGNITION COILS

See Pages 911-913 For Images



Model	Year	Part No.	OEM No.
Yamaha™			
EX 340, 440	1977-81	813-1021	8K4-82310-11
EX 570	1991-93	813-1024	85T-82310-00
EXCEL EC 340, 540	1979-83	813-1021	8K4-82310-11
GP (ALL, GS 250, 300, 340)	1976-78	813-1023	860-82310-40
GPX 338, 433	1974-75	813-1022	878-82310-30
INVITER CF 300	1986-88	813-1020	8R4-82310-20-00
MOUNTAIN MAX 600	1999-00	813-1038	8DG-82310-00-00
MOUNTAIN MAX 700	1997-00	813-1038	8CH-82310-00
PHAZER PZ 480	1984-92	813-1024	8V8-82310-10-00
PHAZER PZ 480	1993-98	813-1036	88T-82310-00
PHAZER MOUNTAIN 480	1999-00	813-1036	88T-82310-00
PHAZER 500 ALL	1999-01	813-1024	8DJ-82310.00
PHAZER ALL	2007-18	813-1040	8FP-82310-00-00
PR 440	1976-77	813-1023	860-82310-40
RX-1 ALL	2003-05	813-1039	8FA-82310-00 / 01-00
RX WARRIOR/LE	2004-05	813-1039	8FA-82310-00 / 01-00
SNO SPORT SV 125	1990-92	813-1037	86B-82310-00
SR 292, 433, 643	1973	813-1022	878-82310-30
SR 540, SS 440	1980-83	813-1021	8K4-82310-11
SRX 340, 440	1976	813-1022	878-82310-30
SRX 440	1977-80	813-1021	8K4-82310-11
SSR 440	1978	813-1021	8K4-82310-11
STX 340, 440	1976	813-1022	878-82310-30

Model	Year	Part No.	OEM No.
Yamaha™			
STX 340, 440	1977	813-1021	8K4-82310-11
SX500F	2000-01	813-1036	8AB-82310-00-00
SX600R	2000	813-1038	8DG-82310-00-00
SX700R	2000	813-1038	8DG-82310-00-00
VENTURE LITE	2008-13	813-1040	8FP-82310-00-00
VENTURE 480, 600	1991-98	813-1036	88T-82310-00-00
VENTURE 480 TF	1999-01	813-1036	88T-82310-00-00
VENTURE 500	1991-01	813-1036	88T-82310-00-00
VENTURE 500 XL	1999-06	813-1024	8DJ-82310.00
VENTURE 600	1999-00	813-1038	8CH-82310-00
VENTURE 600	2004	813-1036	88T-82310-00-00
VENTURE 700	1998-00	813-1038	8CH-82310-00
VENTURE MULTI PURPOSE	2013-18	813-1040	8FP-82310-00-00
VK 540	1988-92	813-1024	85T-82310-00
VK 540	1993-05	813-1036	88T-82310-00-00
VMAX 500 DLX	1999-01	813-1036	88T-82310-00-00
VMAX 500 SX	1999-00	813-1036	88T-82310-00-00
VMAX 500, 600	1994-00	813-1036	88T-82310-00-00
VMAX 540	1983-91	813-1021	8K4-82310-11
VMAX 600 DLX	2000	813-1038	8DG-82310-00-00
VMAX 700/SX/DLX	1997-00	813-1038	8CH-82310-00
VMAX 750, 800	1992-97	813-1024	85T-82310-00

POINTS

OEM No.	Part No.
Arctic Cat™	
3000-182	820-2005
3000-197	821-2014
3000-177	820-2008
BRP™/ Ski-Doo™	
410.70007.00	822-2018
410-70005.00	820-2003
410.70003.00	820-2000
CCW™	
18.0005.10	820-2007
25.0004.50	820-2008
18.0005.13	820-2009
Gutbord™	
N/A	820-2000
Hirth™	
021.18/6	820-2000
021.19/6	820-2002
JLO™	
000.43.06.225	820-2000
000.43.06.207	820-2002
John Deere™	
AM52375	820-2007
AM53064	820-2009
Kawasaki™	
21008-507	820-2009
Kohler™	
34.245.01	820-2000
33.150.01	820-2002
bosch # 1.217.013.021	820-2003
Polaris™	
3082173	824-2024
Sachs™	
0.983.106.000	820-2000
0.283.101.100	820-2002
Sno-Jet™	
810366	820-2005
Yamaha™	
650-81321-10-00	823-2020



Part No. Code Keyword
820-2000 B 16



Part No. Code Keyword
820-2002 B 16



Part No. Code Keyword
820-2003 B 16



Part No. Code Keyword
820-2005 B 16



Part No. Code Keyword
820-2007 B 16



Part No. Code Keyword
820-2008 B 16



Part No. Code Keyword
820-2009 B 16



Part No. Code Keyword
821-2014 B 16



Part No. Code Keyword
823-2020 B 16



Part No. Code Keyword
824-2024 B 16

CONDENSORS



Model	OEM No.	SPX No.
Arctic Cat™	3000-076	821-1020
BRP™/Ski-Doo™	410.7010.00	820-1000
	1.237.330.037	
	1.217.330.064	820-1003
	410.7000.00	820-1004
CCW		
	18.0004.92/19.0004.80	820-1010
Gutbord™	2z300	820-1000
Hirth™	021-.3/7	820-1000
JLO™	000.43.06.530	820-1000
John Deere™	AM 52554	820-1000
	AM52373,AM53063	820-1010
Kawasaki™	21013-508	820-1013
Kohler™	33.147.01	820-1000
Moto Ski™	540.8012.08	820-1015
Polaris™	3081133	824-1023
	3081970	824-1025
Rupp™	17046	820-1016
Sachs™	0.965.091.000	820-1000
Sno-Jet™	810315	820-1007
Yamaha™	802-81325-90-00	820-1007



Part No. Code Keyword
820-1000 B 16



Part No. Code Keyword
820-1003 B 16



Part No. Code Keyword
820-1004 B 16



Part No. Code Keyword
820-1007 B 16



Part No. Code Keyword
820-1010 B 16



Part No. Code Keyword
820-1013 B 16



Part No. Code Keyword
820-1015 B 16



Part No. Code Keyword
820-1016 B 16



Part No. Code Keyword
821-1020 B 16



Part No. Code Keyword
824-1023 B 16



Part No. Code Keyword
824-1025 B 16

IGNITION SWITCHES

See Pages 923-927 For Applications



TERMS & INDEX
NEW
HELMETS
HELMET ACCESSORIES
APPAREL
ACCESSORIES
TRACKS & SUSPENSION
STEERING
TRANS MISSION
PLOW & WINCH
WIND SHIELDS
BRAKES & CARB.
ENGINE PARTS
ELECTRICAL
TRAILER
CHEMICALS
TECH & TOOLS
P.O.P



Part No. Code Keyword
840-4201 B 16



Part No. Code Keyword
840-4202 B 16



Part No. Code Keyword
840-4203 B 16



Part No. Code Keyword
840-4500 B 16



Part No. Code Keyword
840-4502 B 16



Part No. Code Keyword
840-4601 B 16



Part No. Code Keyword
841-4102 B 16



Part No. Code Keyword
841-4104 B 16



Part No. Code Keyword
841-4105 B 16



Part No. Code Keyword
841-4202 B 16



Part No. Code Keyword
842-4203 B 16



Part No. Code Keyword
842-4300 B 16



Part No. Code Keyword
842-4401 B 16



Part No. Code Keyword
842-4402 B 16



Part No. Code Keyword
842-4403 B 16



Part No. Code Keyword
843-4101 B 16



Part No. Code Keyword
843-4102 B 16



Part No. Code Keyword
843-4103 B 16



Part No. Code Keyword
844-4400 B 16

ARCTIC CAT™
Charging DIODE



Part No. Code Keyword
851-2001 B 16

IGNITION SWITCHES

CODE = B

KEYWORD = 16



See Page 922 For Images

Model	Year	Part No.	OEM
Arctic Cat™			
***ALL 120 MODELS	1999-20	840-4201	0109-822
***ALL MODELS	1971-76	840-4500	0109-248
***ALL MODELS	1977-78	840-4201	0109-822
***ALL MODELS EXCEPT KITTY, PANTERA ELEC	1980-87	841-4202	0117-045
BEARCAT 2000 LT	2017-19	841-4104	0609-910
BEARCAT 2000 XT	2015-20	841-4104	0609-910
BEARCAT 2000 XTE	2016	841-4104	0609-910
BEARCAT 340	2000	851-2001*	0630-002
BEARCAT 340, 550	1995-96	841-4202	0117-045
BEARCAT 440	1995-98	841-4202	0117-045
BEARCAT 5000	2015	841-4105	0430-040 / 0430-089 / 0430-106 / 0430-109 / 0430-110 / 0609-911 / 0609-936
BEARCAT 5000 XT/XT GS/XT LTD	2015	841-4105	0609-911
BEARCAT 550	1995-96	851-2001*	0630-002
BEARCAT 570	2004-05	851-2001*	0630-002
BEARCAT 570	2009-11	841-4102	0609-806
BEARCAT 570	2012-14	841-4104	0609-910
BEARCAT 570 XT	2012-14	841-4104	0609-910
BEARCAT 570 XTE	2014	841-4104	0609-910
BEARCAT 7000 XT	2017-19	841-4105	0430-040 / 0430-089 / 0430-106 / 0430-109 / 0430-110 / 0609-911 / 0609-936
BEARCAT WIDE TRACK	1997-99	851-2001*	0630-002
BEARCAT Z1 XT	2010-14	841-4105	0430-040 / 0430-089 / 0430-106 / 0430-109 / 0430-110 / 0609-911 / 0609-936
BLAST 4000 LT	2021	841-4104	0609-910
CHEETAH	1993	851-2001*	0630-002
CHEETAH 340, 440, 550	1994	841-4202	0117-045
CHEETAH 440 1/2-SPEED	1994	851-2001*	0630-002
CHEETAH 530 L/C, TOURING	1988	841-4202	0117-045
COUGAR	1993	851-2001*	0630-002
COUGAR, MC	1988-96	841-4202	0117-045
COUGAR/MOUNTAIN CAT	1995-97	851-2001*	0630-002
EL TIGRE 5000, 6000	1988-89	841-4202	0117-045
EL TIGRE EXT(ALL) (EXCEPT DLX, 96-97)	1990-97	841-4202	0117-045
EXT 550	1993	841-4202	0609-081
EXT 580 (ALL OPTIONS)	1993-97	841-4202	0609-081
EXT 580	1994-95	851-2001*	0630-002
EXT 580 EFI	1998	851-2001*	0630-002
EXT 600 TRIPLE	1998	851-2001*	0630-002
EXT 600 TRIPLE	1997	841-4202	0117-045
EXT, MC, SPECIAL, EFI	1992-95	841-4202	0609-081
EXT POWDER SPECIAL	1995	851-2001*	0630-002
F 1000 EFI LXR	2007-08	841-4102	0609-806
F 1100 LXR	2012-13	841-4105	0430-040 / 0430-089 / 0430-106 / 0430-109 / 0430-110 / 0609-911 / 0609-936
F 1100 SNO PRO			
F 1100 TURBO LXR			
F 1100 TURBO SNO PRO			
F 800 LXR	2012-13	841-4104	0609-910
F 800 SNO PRO	2012-13	841-4104	0609-910
F 800 SNO PRO ANNIVERSARY	2012	841-4104	0609-910
F 800 SNO PRO LTD	2012-13	841-4104	0609-910
F 800 SNO PRO RR	2013	841-4104	0609-910
F 800 TUCKER HIBBERT SIGNATURE EDITION	2013	841-4104	0609-910
F5	2013-14	841-4104	0609-910
F5 EFI LXR	2007-09	841-4102	0609-806
F5 LXR	2010-11	841-4102	0609-806
F5 LXR	2012	841-4104	0609-910
F570	2009-11	841-4102	0609-806
F570	2012-14	841-4104	0609-910
F6 EFI LXR	2007-08	841-4102	0609-806
F8 EXT	2011	841-4102	0609-806
F8 LXR	2010-11	841-4102	0609-806

Model	Year	Part No.	OEM
Arctic Cat™			
JAG	1992-93	851-2001*	0630-002
JAG 2000 F/A, 3000 F/A	1979	840-4201	0109-822
JAG 3000 F/C, TRAIL CAT F/C	1979	841-4202	0117-045
JAG 340, 440	1988	841-4202	0709-028
JAG 340, MC, AFS, DLX	1989-90	841-4202	0117-045
JAG AFS, DLX	1989	841-4202	0117-045
JAG(ALL) EXCEPT DLX	1991-96	841-4202	0117-045
KING CAT 900/EFI	2004-06	851-2001*	0630-002
KITTY CAT	1977-00	840-4201	0109-822
LYNX 2000	2015-20	841-4104	0609-910
LYNX 2000 LT	2015-20	841-4104	0609-910
LYNX DELUXE	1992	851-2001*	0630-002
LYNX SINGLE & TWIN	1979	840-4201	0109-822
LYNX, MC DLX	1991-93	841-4202	0117-045
M 1100	2012-13	841-4105	0430-040 / 0430-089 / 0430-106 / 0430-109 / 0430-110 / 0609-911 / 0609-936
M 1100 TURBO			
M 1100 153	2012-13	841-4105	0609-911
M 1100 SNO PRO 153	2012	841-4105	0609-911
M 1100 SNO PRO ANNIVERSARY	2012	841-4105	0609-911
M 1100 SNO PRO LTD 153	2012	841-4105	0609-911
M 1100 TURBO 153	2012-13	841-4105	0609-911
M 1100 TURBO HCR	2013	841-4105	0609-911
M 1100 SNO PRO 162	2012-13	841-4105	0609-911
M 1100 SNO PRO PRO ANNIVERSARY	2012	841-4105	0609-911
M 1100 SNO PRO PRO HCR	2012	841-4105	0609-911
M 1100 SNO PRO PRO LTD	2012-13	841-4105	0609-911
M 6000 141	2016	841-4104	0609-910
M 6000 153	2015-16	841-4104	0609-910
M 6000 ES 141	2016	841-4104	0609-910
M 6000 ES 153	2015	841-4104	0609-910
M 6000 LTD 153	2016	841-4104	0609-910
M 6000 LTD 153 ES	2016	841-4104	0609-910
M 6000 SE ES	2017	841-4104	0609-910
M 6000 SNO PRO	2015-16	841-4104	0609-910
M 6000 SNO PRO 141	2016	841-4104	0609-910
M 6000 SNO PRO 153	2014-17	841-4104	0609-910
M 6000 SNO PRO 153 ES	2016-17	841-4104	0609-910
M 7000 LTD	2016	841-4105	0430-040 / 0430-089 / 0430-106 / 0430-109 / 0430-110 / 0609-911 / 0609-936
M 7000 SNO PRO	2015-16		
M 800 153	2012-13	841-4104	0609-910
M 800 HCR 153	2012	841-4104	0609-910
M 800 HCR 153	2013	841-4104	0609-910
M 800 SNO PRO 153	2012-13	841-4104	0609-910
M 800 SNO PRO 162	2012-13	841-4104	0609-910
M 800 SNO PRO ANNIVERSARY 153	2012	841-4104	0609-910
M 800 SNO PRO LTD 153	2012-13	841-4104	0609-910
M 800 SNO PRO LTD 162	2013	841-4104	0609-910
M 800 SNO PRO LTD ES 153	2013	841-4104	0609-910
M 800 SNO PRO LTD ES 162	2013	841-4104	0609-910
M 8000 153	2014-17	841-4104	0609-910
M 8000 HCR 153	2014-16	841-4104	0609-910
M 8000 KINCAID LTD 153	2015	841-4104	0609-910
M 8000 LTD	2016	841-4104	0609-910
M 8000 LTD 162	2016	841-4104	0609-910
M 8000 LTD 162 ES	2016-17	841-4104	0609-910
M 8000 MCCLURE LTD 153	2015	841-4104	0609-910
M 8000 MOUNTAIN CAT 153	2017-18	841-4104	0609-910
M 8000 MOUNTAIN CAT 162	2017-18	841-4104	0609-910
M 8000 SE 141	2016	841-4104	0609-910
M 8000 SE 141 ES	2016	841-4104	0609-910
M 8000 SE 153 ES	2016-18	841-4104	0609-910
M 8000 SNO PRO 141	2016	841-4104	0609-910
M 8000 SNO PRO 153	2014-18	841-4104	0609-910
M 8000 SNO PRO 153 ES	2016-18	841-4104	0609-910
M 8000 SNO PRO 162	2014-18	841-4104	0609-910
M 8000 SNO PRO LTD 153	2014-15	841-4104	0609-910
M 8000 SNO PRO LTD 162	2014-15	841-4104	0609-910
M 8000 SNO PRO LTD ES 153	2014-15	841-4104	0609-910

*851-2001 IS CHARGING DIODE, FOUND BEHIND IGNITION SWITCH.

TERMS & INDEX

NEW

HELMETS

HELMET ACCESSORIES

APPAREL

ACCESSORIES

TRACKS & SUSPENSION

STEERING

TRANS MISSION

PLOW & WINCH

WIND SHIELDS

BRAKES & CARB.

ENGINE PARTS

ELECTRICAL

TRAILER

CHEMICALS

TECH & TOOLS

P.O.P

IGNITION SWITCHES

CODE = B

KEYWORD = 16



See Page 922 For Images

Model	Year	Part No.	OEM
Arctic Cat™			
M 8000 SNO PRO LTD ES 162	2014-15	841-4104	0609-910
M 9000 ALL	2014-19	841-4105	0430-040 / 0430-089 / 0430-106 / 0430-109 / 0430-110 / 0609-911 / 0609-936
MOUNTAIN CAT 1000	2001-02	851-2001*	0630-002
MOUNTAIN CAT 500	2002	851-2001*	0630-002
MOUNTAIN CAT 570	2002-04	851-2001*	0630-002
MOUNTAIN CAT 600 EFI/LE	2001-04	851-2001*	0630-002
MOUNTAIN CAT 800 EFI/LE	2003-04	851-2001*	0630-002
MOUNTAIN CAT 900 EFI/LE	2001-04	851-2001*	0630-002
NORSEMAN 3000	2019	841-4105	0430-040 / 0430-089 / 0430-106 / 0430-109 / 0430-110 / 0609-911 / 0609-936
PANTERA 370	2001, 03-07	851-2001*	0630-002
PANTERA 440	2001-02	851-2001*	0630-002
PANTERA 550	1997	851-2001*	0630-002
PANTERA 570	2002	851-2001*	0630-002
PANTERA DELUXE	1993	851-2001*	0630-002
PANTERA 3000	2017-19	841-4105	0430-040 / 0430-089 / 0430-106 / 0430-109 / 0430-110 / 0609-911 / 0609-936
PANTERA 7000	2015-19	841-4105	0430-040 / 0430-089 / 0430-106 / 0430-109 / 0430-110 / 0609-911 / 0609-936
PANTERA 7000 LTD	2015-18	841-4105	1609-911
PANTERA F/C	1979	840-4201	0109-822
PANTHER DLX	1988-93	841-4202	0117-045
PANTHER LIQUID	1996	841-4202	0117-045
POWDER EXTREME	1998	851-2001*	0630-002
POWDER EXTREME 600	1997	841-4202	0117-045
PROWLER (ALL)	1990-95	841-4202	0117-045
PROWLER 2/UP	1993, 1995	851-2001*	0630-002
PUMA, 2-UP	1994-96	841-4202	0117-045
SABRECAT 600	2004-05	851-2001*	0630-002
SABRECAT 600/EFI	2004-05	851-2001*	0630-002
SABRECAT 700 EFI/EXT/LX	2004-06	851-2001*	0630-002
SUPER JAG	1988-92	841-4202	0117-045
T500	2008-09	841-4102	0609-806
T570	2009-11	841-4102	0609-806
T570	2012-14	841-4104	0609-910
THUNDERCAT	2001-02	851-2001*	0630-002
THUNDERCAT, MC	1993-97	841-4202	0117-045
TRAIL CAT	1979	840-4201	0109-822
TZ1	2011-14	841-4105	0430-040 / 0430-089 / 0430-106 / 0430-109 / 0430-110 / 0609-911 / 0609-936
TZ1 TURBO LXR	2010-13	841-4105	0430-040 / 0430-089 / 0430-106 / 0430-109 / 0430-110 / 0609-911 / 0609-936
WILDCAT (ALL)	1988-96	841-4202	0117-045
XF 1100 ALL	2012-13	841-4105	0430-040 / 0430-089 / 0430-106 / 0430-109 / 0430-110 / 0609-911 / 0609-936
XF 1100 TURBO ALL	2012-13	841-4105	
XF 6000 CROSS-COUNTRY LTD ES 137	2015-17	841-4104	0609-910
XF 6000 CROSS-TOUR 141	2015	841-4104	0609-910
XF 6000 CROSSTREK ES	2017	841-4104	0609-910
XF 6000 HIGH COUNTRY 141	2017	841-4104	0609-910

Model	Year	Part No.	OEM
Arctic Cat™			
XF 6000 HIGH COUNTRY 141 SNO PRO	2015	841-4104	0609-910
XF 6000 HIGH COUNTRY LTD 141	2017	841-4104	0609-910
XF 6000 LXR 137	2015	841-4104	0609-910
XF 6000 SNO PRO ES 137	2015	841-4104	0609-910
XF 6000 SNO PRO LTD ES 137	2015	841-4104	0609-910
XF 7000 ALL	2014-18	841-4105	0430-040 / 0430-089 / 0430-106 / 0430-109 / 0430-110 / 0609-911 / 0609-936
XF 800 CROSS-TOUR	2013	841-4104	0609-910
XF 800 HIGH COUNTRY SNO PRO	2012-13	841-4104	0609-910
XF 800 HIGH COUNTRY SNO PRO LTD	2013	841-4104	0609-910
XF 800 LXR	2012-13	841-4104	0609-910
XF 800 SNO PRO	2012-13	841-4104	0609-910
XF 800 SNO PRO ANNIVERSARY	2012	841-4104	0609-910
XF 800 SNO PRO LTD	2012-13	841-4104	0609-910
XF 8000 137 LXR	2014	841-4104	0609-910
XF 8000 137 SNO PRO	2014	841-4104	0609-910
XF 8000 137 SNO PRO LTD	2014	841-4104	0609-910
XF 8000 141 CROSS-COUNTRY	2014	841-4104	0609-910
XF 8000 141 CROSS-TOUR	2014	841-4104	0609-910
XF 8000 141 HIGH COUNTRY SNO PRO	2014	841-4104	0609-910
XF 8000 141 HIGH COUNTRY SNO PRO LTD	2014	841-4104	0609-910
XF 8000 CROSS COUNTRY LTD ES 137	2018	841-4104	0609-910
XF 8000 CROSS-COUNTRY LTD 141	2015	841-4104	0609-910
XF 8000 CROSS-COUNTRY SNO PRO 141	2015	841-4104	0609-910
XF 8000 CROSS-TOUR 141	2015	841-4104	0609-910
XF 8000 CROSSTREK ES 137	2018	841-4105	0430-040 / 0430-089 / 0430-106 / 0430-109 / 0430-110 / 0609-911 / 0609-936
XF 8000 CROSSTREK ES 137	2016-17	841-4104	0609-910
XF 8000 HIGH COUNTRY 141 SNO PRO	2015	841-4104	0609-910
XF 8000 HIGH COUNTRY LTD 141	2015-18	841-4104	0609-910
XF 8000 HIGH COUNTRY LTD ES 141	2016-18	841-4104	0609-910
XF 8000 HIGH COUNTRY LTD ES 153	2018	841-4104	0609-910
XF 8000 LXR 137	2015	841-4104	0609-910
XF 8000 SNO PRO 137	2015	841-4104	0609-910
XF 8000 SNO PRO LTD 137	2015	841-4104	0609-910
XF 9000 ALL	2014-19	841-4105	0430-040 / 0430-089 / 0430-106 / 0430-109 / 0430-110 / 0609-911 / 0609-936
Z 370/LX	2001-07	851-2001*	0630-002
Z 440	1995-97	841-4202	0117-045
Z 440	2001-02	851-2001*	0630-002
Z 440/LX	2004-06	851-2001*	0630-002
Z 570/LX/SS	2002-06	851-2001*	0630-002
Z1 1100 EFI	2010	841-4105	0430-040 / 0430-089 / 0430-106 / 0430-109 / 0430-110 / 0609-911 / 0609-936
Z1 LXR	2011		
Z1 SNO PRO	2011		
Z1 TURBO	2010-11		
ZL 500	2001-03	851-2001*	0630-002
ZL 600 EFI/SS	2001-03	851-2001*	0630-002
ZL 800 EFI/SS	2002-03	851-2001*	0630-002
ZR 200	2018	840-4201	0109-822
ZR 3000 ALL	2017-19	841-4105	0430-040 / 0430-089 / 0430-106 / 0430-109 / 0430-110 / 0609-911 / 0609-936
ZR 4000 LXR	2015-17	841-4104	0609-910
ZR 4000 RR	2015	841-4104	0609-910
ZR 4000 SNO PRO	2017	841-4104	0609-910
ZR 440, 580, EFI, 700	1993-96	841-4202	0117-045
ZR 500 / 600	1998	841-4202	0117-045
ZR 500 / EFI/CC	2001-02	851-2001*	0630-002
ZR 600 / EFI/CC	2001-02	851-2001*	0630-002

*851-2001 IS CHARGING DIODE, FOUND BEHIND IGNITION SWITCH.

IGNITION SWITCHES

CODE = B

KEYWORD = 16



See Page 922 For Images

Model	Year	Part No.	OEM
Arctic Cat™			
ZR 5000 ALL	2014-17	841-4105	0430-040 / 0430-089 / 0430-106 / 0430-109 / 0430-110 / 0609-911 / 0609-936
ZR 6000 CROSSTREK ES 137	2018	841-4104	0609-910
ZR 6000 EL TIGRE	2014	841-4104	0609-910
ZR 6000 EL TIGRE ES	2014-18	841-4104	0609-910
ZR 6000 ES 129	2018	841-4104	0609-910
ZR 6000 ES 137	2018	841-4104	0609-910
ZR 6000 LTD 129 ES	2016-18	841-4104	0609-910
ZR 6000 LTD 137 ES	2018	841-4104	0609-910
ZR 6000 LXR	2015-16	841-4104	0609-910
ZR 6000 R XC	2015	841-4104	0609-910
ZR 6000 RR 137 ES	2018	841-4104	0609-910
ZR 6000 SNO PRO ES	2015-18	841-4104	0609-910
ZR 6000 SNO PRO LTD ES	2015	841-4104	0609-910
ZR 6000 SNO PRO RR	2014-15	841-4104	0609-910
ZR 6000 TUCKER HIBBERT RR	2015	841-4104	0609-910
ZR 7000 ALL	2014-19	841-4105	0430-040 / 0430-089 / 0430-106 / 0430-109 / 0430-110 / 0609-911 / 0609-936
ZR 7000 LTD 137	2017-18	841-4104	0609-910
ZR 800 / EFI / LE / SNO PRO	2001-03	851-2001*	0630-002
ZR 8000 EL TIGRE ES	2017-18	841-4104	0609-910
ZR 8000 LTD 129 ES	2016-18	841-4104	0609-910
ZR 8000 LTD 129 ES ET	2016-17	841-4104	0609-910
ZR 8000 LXR 129 ES	2016-17	841-4104	0609-910
ZR 8000 LXR 137 ES	2014-17	841-4104	0609-910
ZR 8000 RR ES 129/137	2017-18	841-4104	0609-910
ZR 8000 SNO PRO	2014-15	841-4104	0609-910
ZR 8000 SNO PRO 129 ES	2016-18	841-4104	0609-910
ZR 8000 SNO PRO 137 ES	2016-18	841-4104	0609-910
ZR 8000 SNO PRO LTD	2014-15	841-4104	0609-910
ZR 8000 SNO PRO LTD EL TIGRE ES	2015	841-4104	0609-910
ZR 8000 SNO PRO RR	2014-15	841-4104	0609-910
ZR 8000 SNO PRO RR 129	2016	841-4104	0609-910
ZR 9000 ALL	2014-21	841-4105	0430-040 / 0430-089 / 0430-106 / 0430-109 / 0430-110 / 0609-911 / 0609-936
ZRT 600	1998	851-2001*	0630-002
ZRT 600	2001-02	851-2001*	0630-002
ZRT 600, 80	1995-97	841-4202	0117-045
ZRT 800 / LE	2001	851-2001*	0630-002
John Deere™			
*ALL MODELS	1972-77	840-4500	AM52053
*ALL MODELS	1978-84	840-4201	AM54355
Kawasaki™			
*ALL MODELS	1977-82	840-4500	27005-3501
Moto-Ski™			
*ALL MODELS ELECTRIC START	1968-77	840-4502	410-1026-00
*ALL MODELS MANUAL START, EXCEPT	1968-77	842-4401	410-1025-00
SONIC			
FUTURA 400, 440	1978-79	842-4401	410-1025-00
FUTURA 400E, 440E	1978-79	840-4502	410-1026-00
FUTURA 444 LC	1978-79	840-4601	410-1031-00
FUTURA 500	1981-82	842-4401	410-1025-00
FUTURA 500	1980	842-4203	410-1049-00
FUTURA 500E, LC, MIRAGE IIE	1980-82	840-4601	410-1031-00
GRAND PRIX SPECIAL	1979-81	842-4203	410-1049-00
MIRAGE, I, II, SPECIAL	1979-83	842-4203	410-1049-00
MIRAGE III	1985	842-4401	410-1025-00
NUVIK 340	1979	842-4203	410-1049-00
NUVIK 340, SPIRIT 250	1978	842-4401	410-1025-00
NUVIK 340E	1978-79	840-4502	410-1026-00
SONIC LC	1984	842-4401	410-1025-00
SONIC, SUPER SONIC, ULTRA SONIC	1975-80	842-4300	410-1034-00
SONIC, ULTRA SONIC	1982	842-4401	410-1025-00
SPIRIT 250	1979-83	842-4203	410-1049-00
SUPER SONIC, ULTRA SONIC	1981	842-4203	410-1049-00

*851-2001 IS CHARGING DIODE, FOUND BEHIND IGNITION SWITCH.

gammapowersports.com

ALL SALES ON ELECTRICAL ITEMS ARE FINAL. NO RETURNS

SNOW 22 925

Model	Year	Part No.	OEM
Polaris™			
***ALL MODELS EXCEPT ELECTRAL	1977	840-4201	4110038
***ALL MODELS MANUAL START	1978-90	840-4201	4110038
340 (ALL OPTIONS)	2003-08	840-4500	2200358 / 2205055
440 XC SP	2000	840-4500	2200358 / 2205055
440 XCR & SP	1999	840-4500	2200358 / 2205055
500	1991-92	840-4500	2200358 / 2205055
500 CLASSIC/CLASSIC TOURING	2000-06	840-4500	2200358 / 2205055
500 EDGE	2003-04	840-4500	2200358 / 2205055
500 INDY	2000-06	840-4500	2200358 / 2205055
500 RMK	2000-02	840-4500	2200358 / 2205055
500 SKS	1991	840-4500	2200358 / 2205055
500 SKS EURO	2002	840-4500	2200358 / 2205055
500 SP	1991	840-4500	2200358 / 2205055
500 XC (ALL OPTIONS)	1999-03	840-4500	2200358 / 2205055
550 ADVENTURE 155	2017-19	840-4500	2200358 / 2205055
550 TRANSPORT	2009	840-4500	2200358 / 2205055
550 CLASSIC (ALL OPTIONS)	2002-06	840-4500	2200358 / 2205055
550 EDGE LX	2007	840-4500	2200358 / 2205055
550 INDY (ALL OPTIONS)	2014-21	840-4500	2200358 / 2205055
550 IQ (ALL OPTIONS)	2010-13	840-4500	2200358 / 2205055
550 LX	2008	840-4500	2200358 / 2205055
550 LXT	2016	840-4500	2200358 / 2205055
550 LXT	2021	840-4500	2200358 / 2205055
550 SHIFT/TOURING	2011-13	840-4500	2200358 / 2205055
550 RMK EVO	2020-21	840-4500	2200358 / 2205055
550 VOYAGEUR 144/155	2017-21	840-4500	2200358 / 2205055
550 WIDETRAX LX ES/INTL	2015-19	840-4500	2200358 / 2205055
600 AXYS INDY ADVENTURE	2021	844-4400	4011002 / 4012165
600 AXYS INDY XC	2021	844-4400	4011002 / 4012165
600 AXYS PRO RMK 155 ALL	2016-21	844-4400	4011002 / 4012165
600 AXYS SWITCHBACK ASSAULT	2021	844-4400	4011002 / 4012165
600 CLASSIC (ALL OPTIONS)	2004	840-4500	2200358 / 2205055
600 CLASSIC EDGE	2001	840-4500	2200358 / 2205055
600 CLEANFIRE SWITCHBACK	2007	840-4500	2200358 / 2205055
600 DRAGON SWITCHBACK	2008-10	840-4500	2200358 / 2205055
600 EDGE TOURING	2005-06	840-4500	2200358 / 2205055
600 HO FUSION F/O	2006	840-4500	2200358 / 2205055
600 INDY /SP	2014-19	840-4500	2200358 / 2205055
600 INDY 121	2020	840-4500	2200358 / 2205055
600 INDY SP/XC/ADVENTURE	2020-21	844-4400	4011002 / 4012165
600 INDY XCR	2021	844-4400	4011002 / 4012165
600 IQ (ALL OPTIONS)	2007-17	840-4500	2200358 / 2205055
600 RMK	1999-02, 06	840-4500	2200358 / 2205055
600 RMK (ALL OPTIONS)	2008-16	840-4500	2200358 / 2205055
600 RMK (ALL OPTIONS)	2017-21	844-4400	4011002 / 4012165
600 RUSH PRO S ALL OPTIONS	2015-20	844-4400	4011002 / 4012165
600 RUSH PRO-X INTL	2015-16	844-4400	4011002 / 4012165
600 RUSH/PRO-RIDE RUSH (ALL OPTIONS)	2010-14	840-4500	2200358 / 2205055
600 RUSH XCR	2017-19	844-4400	4011002 / 4012165
600 SHIFT	2011	840-4500	2200358 / 2205055
600 SWITCHBACK (ALL)	2006-14	840-4500	2200358 / 2205055
600 SWITCHBACK ADVENTURE/INTL	2016-19	844-4400	4011002 / 4012165
600 SWITCHBACK ASSAULT	2015-16	840-4500	2200358 / 2205055
600 SWITCHBACK ASSAULT	2017-20	844-4400	4011002 / 4012165
600 SWITCHBACK PRO S	2015-21	844-4400	4011002 / 4012165
600 SWITCHBACK PRO X	2015-18	844-4400	4011002 / 4012165
600 SWITCHBACK XCR	2019-21	844-4400	4011002 / 4012165
600 TRIUMPH	2000	840-4500	2200358 / 2205055
600 VOYAGEUR /INDY	2014-16	840-4500	2200358 / 2205055
600 VOYAGEUR	2017-21	844-4400	4011002 / 4012165
600 WIDETRACK IQ	2010-17	840-4500	2200358 / 2205055
600 XC (ALL OPTIONS)	1999-00	840-4500	2200358 / 2205055
650 MATRYX INDY XC	2021	844-4400	4011002 / 4012165
650 MATRYX SWITCHBACK ASSAULT	2021	844-4400	4011002 / 4012165
650 MATRYX INDY VR1	2021	844-4400	4011002 / 4012165
650 RXL	1990-91	840-4500	2200358 / 2205055
650 RXL SKS	1991	840-4500	2200358 / 2205055
700 CLASSIC (ALL OPTIONS)	2004-06	840-4500	2200358 / 2205055
700 CLEANFIRE DRAGON/EURO	2007	840-4500	2200358 / 2205055
700 HO TOURING	2006	840-4500	2200358 / 2205055
700 IQ & DRAGON	2008	840-4500	2200358 / 2205055
700 RMK	1999-00	840-4500	2200358 / 2205055
700 RMK (ALL OPTIONS)	2006, 08-09	840-4500	2200358 / 2205055

TERMS & INDEX

NEW

HELMETS

HELMET ACCESSORIES

APPAREL

ACCESSORIES

TRACKS & SUSPENSION

STEERING

TRANS MISSION

PLOW & WINCH

WIND SHIELDS

BRAKES & CARB.

ENGINE PARTS

ELECTRICAL

TRAILER

CHEMICALS

TECH & TOOLS

P.O.P

IGNITION SWITCHES

CODE = B

KEYWORD = 16



See Page 922 For Images

TERMS & INDEX

NEW

HELMETS

HELMET ACCESSORIES

APPAREL

ACCESSORIES

TRACKS & SUSPENSION

STEERING

TRANS MISSION

PLOW & WINCH

WIND SHIELDS

BRAKES & CARB.

ENGINE PARTS

ELECTRICAL

TRAILER

CHEMICALS

TECH & TOOLS

P.O.P

Model	Year	Part No.	OEM
Polaris™			
700 SKS	1999-01	840-4500	2200358 / 2205055
700 SWITCHBACK & DRAGON	2008	840-4500	2200358 / 2205055
700 XC (ALL OPTIONS)	1999-01	840-4500	2200358 / 2205055
800 ASSAULT	2009-10	840-4500	2200358 / 2205055
800 AXYS PRO RMK/LE 155/163 ALL	2016-20	844-4400	4011002 / 4012165
800 CLASSIC (ALL OPTIONS)	2004	840-4500	2200358 / 2205055
800 DRAGON (ALL OPTIONS)	2008-10	840-4500	2200358 / 2205055
800 EDGE TOURING	2005	840-4500	2200358 / 2205055
800 INDY	2014-16	840-4500	2200358 / 2205055
800 INDY XC/XCR	2019-20	844-4400	4011002 / 4012165
800 INDY ADVENTURE	2019-20	844-4400	4011002 / 4012165
800 IQ	2008-10	840-4500	2200358 / 2205055
800 PRO RMK	2011-15	840-4500	2200358 / 2205055
800 RMK (ALL OPTIONS)	2009-16	840-4500	2200358 / 2205055
800 RMK ASSAULT 155 ALL	2015-19	844-4400	4011002 / 4012165
800 RMK KHAOS	2020	844-4400	4011002 / 4012165
800 RUSH (ALL)	2011-14	840-4500	2200358 / 2205055
800 RUSH PRO S ALL OPTIONS	2015-20	844-4400	4011002 / 4012165
800 RUSH PRO X ALL OPTIONS	2015-18	844-4400	4011002 / 4012165
800 AXYS SKS	2016-20	844-4400	4011002 / 4012165
800 SWITCHBACK (ALL OPTIONS)	2010-14	840-4500	2200358 / 2205055
800 SWITCHBACK ADVENTURE	2017-19	844-4400	4011002 / 4012165
800 SWITCHBACK ASSAULT	2015-16	840-4500	2200358 / 2205055
800 SWITCHBACK ASSAULT	2017-20	844-4400	4011002 / 4012165
800 SWITCHBACK PRO S ALL OPTIONS	2015-20	844-4400	4011002 / 4012165
800 SWITCHBACK PRO-X ALL OPTIONS	2016-18	844-4400	4011002 / 4012165
800 SWITCHBACK XCR	2020	844-4400	4011002 / 4012165
800 TITAN SP/ADVENTURE/XC	2018-21	844-4400	4011002 / 4012165
850 AXYS PRO RMK	2019-21	844-4400	4011002 / 4012165
850 AXYS SWITCHBACK ASSAULT	2021	844-4400	4011002 / 4012165
850 INDY ALL	2019-21	844-4400	4011002 / 4012165
850 MATRYX INDY VR1	2021	844-4400	4011002 / 4012165
850 MATRYX INDY XC	2021	844-4400	4011002 / 4012165
850 MATRYX SWITCHBACK ASSAULT	2021	844-4400	4011002 / 4012165
850 PRO RMK	2019	844-4400	4011002 / 4012165
850 RMK KHAOS	2020-21	844-4400	4011002 / 4012165
850 RUSH PRO-S/XCR SC	2019-20	844-4400	4011002 / 4012165
850 SKS /AXYS SKS	2019-21	844-4400	4011002 / 4012165
850 SWITCHBACK ASSAULT	2019-20	844-4400	4011002 / 4012165
850 SWITCHBACK PRO-S/XCR SC	2019-21	844-4400	4011002 / 4012165
900 FUSION	2005-06	840-4500	2200358 / 2205055
900 RMK (ALL OPTIONS)	2005-06	840-4500	2200358 / 2205055
900 SWITCHBACK	2005-06	840-4500	2200358 / 2205055
CLASSIC	1992-98	840-4500	2200358 / 2205055
CLASSIC TOURING	1993-00	840-4500	2200358 / 2205055
DRAGON RMK/INTL	2007	840-4500	2200358 / 2205055
FRONTIER CLASSIC	2003-04	840-4500	2200358 / 2205055
FRONTIER TOURING	2003-05	840-4500	2200358 / 2205055
FS/FST CLASSIC	2006	840-4500	2200358 / 2205055
FS/FST IQ TOURING	2006-10	840-4500	2200358 / 2205055
FST IQ ALL	2007	840-4500	2200358 / 2205055
FST SWITCHBACK	2006	840-4500	2200358 / 2205055
INDY 340, TOURING	1999	840-4201	4110038
INDY 400, 440, SKS, XC, XCR	1991-98	840-4202	2200357
INDY 500, EFI, SKS, RMK	1992-99	840-4202	2200357
INDY 500, SKS, SP	1991	840-4201	4110038
INDY 600 SKS, RMK, XC, XCR, SP	1995-98	840-4202	2200357
INDY 650	1992	840-4202	2200357
INDY 650, SKS	1991	840-4201	4110038
INDY 700 SKS, RMK, XC, XCR	1997-98	840-4202	2200357
INDY FRONTIER	2002	840-4500	2200358 / 2205055
INDY LITE DLX	1992	840-4201	4110038
INDY LITE, GT	1991-98	840-4201	4110038
INDY SPORT, GT	1991	840-4201	4110038
INDY SPORT, GT, SKS, TOURING, SUPER SPORT	1992-98	840-4202	2200357
INDY STARLITE, GT	1991-95	840-4201	4110038
INDY STORM (ALL)	1993-98	840-4202	2200357
INDY SUPERTRAK	1991-92	840-4202	2200357
INDY TRAIL, RMK	1991-99	840-4202	2200357
INDY TRANSPORT, INDY ULTRA, SKS, SP, SPX	1996-98	840-4202	2200357
INDY WIDETRAK, GT, LX	1991-95	840-4202	2200357
INDY XCF	1997-98	840-4202	2200357

Model	Year	Part No.	OEM
Polaris™			
INDY XLT, SKS, SPECIAL, LTD, RMK	1993-99	840-4202	2200357
RMK SHIFT	2008	840-4500	2200358 / 2205055
RXL (ALL)	2003-97	840-4500	2200358 / 2205055
SPORT	1999	840-4500	2200358 / 2205055
SPORT TOURING (ALL OPTIONS)	1999-04	840-4500	2200358 / 2205055
SUPER SPORT (ALL)	1999-08	840-4500	2200358 / 2205055
TRAIL	1991-97	840-4500	2200358 / 2205055
TRAIL DLX	1991-95	840-4500	2200358 / 2205055
TRAIL RMK (ALL)	1999-10	840-4500	2200358 / 2205055
TRAIL TOURING (ALL OPTIONS)	1996-10	840-4500	2200358 / 2205055
TRANSPORT	1999	840-4500	2200358 / 2205055
TURBO IQ DRAGON / EURO	2009	840-4500	2200358 / 2205055
TURBO IQ LX/LXT	2010-12	840-4500	2200358 / 2205055
TURBO SWITCHBACK/EURO	2008-09	840-4500	2200358 / 2205055
TX 250, 340, 440	1976	840-4201	4110038
ULTRA TOURING	1997-98	840-4500	2200358 / 2205055
WIDETRAK GT	1996-97	840-4500	2200358 / 2205055
WIDETRAK LX (ALL OPTIONS)	1996-18	840-4500	2200358 / 2205055
XCF	1999	840-4500	2200358 / 2205055
XCF EDGE	2000	840-4500	2200358 / 2205055
XLT CLASSIC	1998-99	840-4500	2200358 / 2205055
XLT TOURING	1995-99	840-4500	2200358 / 2205055
Ski-Doo™			
ALPINE	1965-68	842-4401	410-1025-00
ALPINE 370	1969	842-4401	410-1025-00
ALPINE 370E, 640E	1969	840-4502	410-1026-00
ALPINE 399ER, 640ER	1970-71	840-4502	410-1026-00
ALPINE 399R	1970-71	842-4401	410-1025-00
ALPINE 440, R	1972-73	842-4401	410-1025-00
ALPINE 440ER, 640ER	1972-82	840-4502	410-1026-00
ALPINE 503, II, IV	1983-95	840-4601	410-1031-00
BACKCOUNTRY 600 EFI	2021	842-4403	515-1767-81 / 515-1770-63
BLIZZARD 5500	1979-81	842-4203	410-1049-00
BLIZZARD 6500, 7500, 9500, PLUS	1978-80	842-4300	410-1034-00
BLIZZARD 7500, 9500	1981	842-4203	410-1049-00
BLIZZARD MX 5500, 9500, 9700	1982-84	842-4401	410-1025-00
CHALET	1967	842-4401	410-1025-00
CITATION 300	1978	842-4401	410-1025-00
CITATION 4500E	1980-83	840-4601	410-1031-00
CITATION LS	1986-88	842-4401	410-1025-00
CITATION LSE	1985-88	840-4601	410-1031-00
CITATION(ALL) EXCEPT LSE & 4500E	1979-85	842-4203	410-1049-00
ELAN (ALL)	1979-96	842-4203	410-1049-00
ELAN (MANUAL START)	1971-78	842-4401	410-1025-00
ELAN 250E (ELECTRIC START)	1971-73	840-4502	410-1026-00
ELITE	1973-82	840-4601	410-1031-00
ESCAPADE	1987-89	840-4601	410-1031-00
EVEREST 340, 440 (MANUAL START)	1976-79	842-4401	410-1025-00
EVEREST 340E, 440E (ELECTRIC START)	1976-79	840-4502	410-1026-00
EVEREST 440	1974	842-4401	410-1025-00
EVEREST 440	1975	842-4300	410-1034-00
EVEREST 444 L.C., 500E, LC	1978-83	840-4601	410-1031-00
EVEREST 500	1981-83	842-4401	410-1025-00
EVEREST E440	1975	840-4601	410-1031-00
EVREST 500	1980	842-4203	410-1049-00
EXPEDITION 550F	2005-08	842-4402	515-1765-48
EXPEDITION SPORT 550F	2011-20	842-4403	515-1767-81 / 515-1770-63
EXPEDITION SPORT 600 EFI	2021	842-4403	515-1767-81 / 515-1770-63
EXPEDITION SPORT V-800	2007-08	842-4402	515-1765-48
FORMULA 500, 583, 670, DLX, Z	1997-01	842-4402	410-1113-00
FORMULA DLX 600, 700	2000-01	842-4402	410-1113-00
FORMULA III 600, 700, 800,	1995-01	842-4402	410-1113-00
FORMULA MACH I	1995-01	842-4402	410-1113-00
FORMULA MACH I, LT	1989-91	842-4401	410-1025-00
FORMULA MACH I, XTC	1992	842-4203	410-1049-00
FORMULA MX Z	1996-98	842-4203	410-1049-00
FORMULA MX, PLUS, LT, X	1989-93	842-4203	410-1049-00
FORMULA MX, PLUS, SP, SS	1985-88	842-4401	410-1025-00
FORMULA MX, PLUS, XTC (ELECTRIC START)	1991-93	840-4601	410-1031-00
FORMULA MX, Z	1994-95	842-4402	410-1113-00
FORMULA S, SL	1994-99	842-4203	410-1049-00

IGNITION SWITCHES

CODE = B

KEYWORD = 16



See Page 922 For Images

Model	Year	Part No.	OEM
Ski-Doo™			
FORMULA SLS, SS, ST, STX Z	1994-96	842-4402	410-1113-00
FREESTYLE BACK COUNTRY 550F	2007-09	842-4402	410-1113-00
FREESTYLE PARK/SESSION 550F	2007-08	842-4402	410-1113-00
FREESTYLESESSION 300F	2006-08	842-4402	410-1113-00
GRAND TOURING (ALL), TOURING E, LE, LSE	1995-01	842-4402	410-1113-00
GRAND TOURING 380 F/500 F	2002-03	842-4402	515-1765-48
GRAND TOURING SPORT 550F	2010-15	842-4403	515-1767-81 / 515-1770-63
GRAND TOURING, XTC, SE, SAFARI DLX, 503 RALLY	1993-94	840-4601	410-1031-00
GSX SPORT 550F	2010-13	842-4403	515-1767-81 / 515-1770-63
GSX/GTX 550F	2005-09	842-4402	515-1765-48
GSX/TX 380F	2005-06	842-4402	515-1765-48
INVADER 640ER	1970	840-4502	410-1026-00
LEGEND 380F	2002-04	842-4402	515-1765-48
LEGEND 550F	2003-04	842-4402	515-1765-48
LEGEND TOURING V800	2007-09	842-4402	515-1765-48
LEGEND TRAIL V800	2007	842-4402	515-1765-48
MACH 1	1994-00	842-4402	515-1765-48
MINI Z	1998-08	842-4402	410-1112-00
MX Z 380F	2001-06	842-4402	410-1113-00
MX Z 440F/LC	1997-01	842-4203	410-1049-00
MX Z 500, 670 H.O.	1999-02	842-4402	410-1113-00
MX Z 550F	2003-09	842-4402	515-1765-48
MX Z 550X	2006-09	842-4402	515-1765-48
MX Z TNT 550F	2010-13	842-4403	515-1767-81 / 515-1770-63
MXZ 600 EFI SPORT	2021	842-4403	515-1767-81 / 515-1770-63
MXZ SPORT 550F	2011-13	842-4403	515-1767-81 / 515-1770-63
MXZ TNT 550F XP	2011-12	842-4403	515-1767-81 / 515-1770-63
NORDIC	1983	842-4401	410-1025-00
NORDIC (ELECTRIC START)	1969-72	840-4502	410-1026-00
NORDIC (MANUAL START)	1969-72	842-4401	410-1025-00
NORDIC 50, 60	1987-91	840-4601	410-1031-00
NORDIC 640ER	1973-74	840-4601	410-1031-00
NORDIK	1981-82	842-4203	410-1049-00
OLYMPIQUE (ELECTRIC START)	1968-79	840-4502	410-1026-00
OLYMPIQUE 340	1979	842-4203	410-1049-00
OLYMPIQUE, SUPER-OLYMPIQUE (MANUAL START)	1965-78	842-4401	410-1025-00
RENEGADE 600 EFI	2021	842-4403	515-1767-81 / 515-1770-63
RENEGADE SPORT 550F XP	2010-14	842-4403	515-1767-81 / 515-1770-63
RV 250, 340, CROSS COUNTRY	1976-79	842-4300	410-1034-00
SAFARI 337, 447, 503 (MANUAL START)	1984-88	842-4401	410-1025-00
SAFARI 337E, 447E, 532LC (ELECTRIC START)	1984-88	840-4601	410-1031-00
SAFARI CHEYENNE	1989-91	842-4203	410-1049-00
SAFARI CITATION	1989-90	842-4401	410-1025-00
SAFARI CITATION E	1989-91	840-4601	410-1031-00
SAFARI L	1992-94	842-4203	410-1049-00
SAFARI L, LX	1990-91	842-4401	410-1025-00
SAFARI LE, LC, LCE, LX, GLX	1990-92	840-4601	410-1031-00
SAFARI SAGA, SCOUT E	1989	840-4601	410-1031-00
SAFARI SCOUT	1989-92	842-4203	410-1049-00
SKANDIC	1982-85	842-4203	410-1049-00
SKANDIC 335, VALMONT 399R, 440R	1971-73	842-4401	410-1025-00
SKANDIC 337, R, 503	1986-87	842-4401	410-1025-00
SKANDIC 500/600	2002-03	842-4402	515-1765-48
SKANDIC LT 440F	2002-07	842-4402	515-1765-48
SKANDIC SPORT 600 EFI	2021	842-4403	515-1767-81 / 515-1770-63
SKANDIC SUV 550F	2004-10	842-4402	515-1765-48
SKANDIC SUV 600	2003-07	842-4402	515-1765-48
SKANDIC TUNDRA, STD, SPORT, LT	2010	842-4403	515-1767-81 / 515-1770-63

Model	Year	Part No.	OEM
Ski-Doo™			
SKANDIC WIDE TRACK, SWT	1995-97	840-4601	410-1031-00
SKANDIC WT 600	2004-07	842-4402	515-1765-48
SKANDIC WT, LC, SWT	1998-01	842-4402	410-1113-00
SKANDIC WT/SWT 550F	2004-11	842-4402	515-1765-48
SKANDIC WT/SWT 550F	2012-20	842-4403	515-1767-81 / 515-1770-63
SKANDIC, II 377, 380, 500, 503	1992-01	842-4203	410-1049-00
SS-25	1984	842-4401	410-1025-00
STRATOS, E	1987-88	840-4601	410-1031-00
SUMMIT 470, 500, 583, 670	1994-99	842-4402	410-1113-00
SUMMIT 500F	2001-02	842-4402	410-1112-00
SUMMIT 550F	2003-09	842-4402	515-1765-48
SUPER 370	1968	842-4401	410-1025-00
SUPER ALPINE	1967-68	840-4502	410-1026-00
TNT (ALL)	1969-74	842-4401	410-1025-00
TNT F/A	1973-75	842-4300	410-1034-00
TNT F/A	1977-78	842-4401	410-1025-00
TNT F/C (MANUAL START)	1975-78	842-4401	410-1025-00
TNT F/C 340E, 440E (ELECTRIC START)	1975-76	840-4502	410-1026-00
TOURING E, LE, SLE	1995-01	842-4402	410-1113-00
TUNDRA 300/550/V-800	1997-09	842-4402	410-1112-00
TUNDRA 600 EFI (ALL)	2021	842-4403	515-1767-81 / 515-1770-63
TUNDRA SPORT & LT 550F XP	2011-20	842-4403	515-1767-81 / 515-1770-63
TUNDRA, II, LT, R	1985-00	842-4203	410-1049-00
VALMONT 399ER, 440ER, 640ER	1971-73	840-4502	410-1026-00
VOYAGEUR	1989	840-4601	410-1031-00
Yamaha™			
APEX ALL	2007-10	843-4101	8FJ-82510-00
APEX ALL	2011	843-4102	8HF-82510-00
APEX ALL	2012-18	843-4103	8HV-82510-00-00
ATTAK	2007	843-4101	8FJ-82510-00
BRAVO BR 250, T, TS	1987-11	840-4203	8K4-82510-20-00
ENTICER ET 400	1990-91	840-4203	8K4-82510-20-00
EXCITER EX 570, SX	1987-93	840-4203	8K4-82510-20-00
FX NYTRO	2012-14	843-4103	8HK-82510-00-00
NYTRO	2007	843-4101	8FJ-82510-00
OVATION CS 340	1990	840-4203	8K4-82510-20-00
PHAZER GT	2012-13	843-4103	8HV-82510-00-00
PHAZER MTX/RTX	2012-17	843-4103	8HV-82510-00-00
PHAZER PZ 480	1987-96	840-4203	8K4-82510-20-00
PHAZER XTX	2014-18	843-4103	8HV-82510-00-00
RAGE	2007	843-4101	8FJ-82510-00-00
RS VECTOR	2016-18	843-4103	8HV-82510-00-00
RS VECTOR GT/LTX	2010-11	843-4102	8HF-82510-00-00
RS VECTOR XTX	2016-17	843-4103	8HV-82510-00-00
RS VECTOR(ALL)	2013-18	843-4103	8HV-82510-00-00
RS VENTURE	2007-18	843-4101	8FJ-82510-00-00
RS VENTURE GT	2009-11	843-4102	8HF-82510-00-00
RS VENTURE GT	2012-15	843-4103	8HV-82510-00-00
RS VENTURE TF	2013-20	843-4103	8HV-82510-00-00
RS VETOR LTX	2014-15	843-4103	8HV-82510-00-00
RS VIKING PRO / VK PRO	2007-12	843-4101	8FJ-82510-00-00
RS VIKING PRO / VK PRO	2013-15	843-4103	8HV-82510-00-00
RX10GTAX	2008	843-4101	8FJ-82510-00-00
SIDEWINDER ALL	2017-21	841-4105	8JP-H2510-00
SNOSCOOT	2018	840-4201	8JM-H194E-00-00
SR 540	1987-91	840-4203	8K4-82510-20-00
SR VENTURE DX	2018	841-4105	8JP-H2510-00
SR VIPER ALL	2014-21	841-4105	8JP-H2510-00
SRX 120 /R	2013-21	840-4201	8JM-H194E-00-00
VECTOR	2012	843-4103	8HV-82510-00-00
VECTOR ER/GT/MTN	2007	843-4101	8FJ-82510-00-00
VENTURE	2007	843-4101	8FJ-82510-00-00
VENTURE LITE	2012-13	843-4103	8HV-82510-00-00
VENTURE MP	2017-21	843-4103	8HV-82510-00-00
VK PROFESSIONAL II	2016-21	843-4103	8HV-82510-00-00
VK540	2018-21	843-4103	8HV-82510-00-00
VMAX 540	1987-91	840-4203	8K4-82510-20-00

*842-4402 REPLACES OEM# S: 410-1086-00, 410-1112-00, 410-1113-00, 410-1136-01, 410-1136-02, 515-1764-84, 515-1765-48

*843-4103 COVERS 843-4100

TERMS & INDEX

NEW

HELMETS

HELMET ACCESSORIES

APPAREL

ACCESSORIES

TRACKS & SUSPENSION

STEERING

TRANS MISSION

PLOW & WINCH

WIND SHIELDS

BRAKES & CARB.

ENGINE PARTS

ELECTRICAL

TRAILER

CHEMICALS

TECH & TOOLS

P.O.P

TERMS & INDEX
NEW
HELMETS
HELMET ACCESSORIES
APPAREL
ACCESSORIES
TRACKS & SUSPENSION
STEERING
TRANS MISSION
PLOW & WINCH
WIND SHIELDS
BRAKES & CARB.
ENGINE PARTS
ELECTRICAL
TRAILER
CHEMICALS
TECH & TOOLS
P.O.P



IGNITION SWITCH KEY

ARCTIC CAT™

Key Only Arctic Cat™ # 0115-300
Same Application as Part No. 841-4202.
(Key Only- For Switch Order 841-4202)



Part No.	Code	Keyword
841-4100	B	16

REVERSE SWITCH

OEM#4010874
P.E.R.C Switch
(Polaris Electric Reverse Control)



Part No.	Code	Keyword
844-5100	B	16

Model	Year
Polaris™	
600 PRO RMK/AXYS PRO RMK	2012-20
600 SWITCHBACK ASSAULT ALL OPTIONS	2014-16
600/700/800 PRO X/PRO X2	2004
800 ASSAULT RMK 146	2009-10
800 AXYS PRO RMK	2016-20
800 AXYS SKS	2016-20
800 DRAGON RMK 155 SPECIAL LATE PROD	2008-10
800 PRO RMK 155/163 ALL OPTIONS	2011-15
800 RMK ASSAULT /AXYS	2011-19
800 RMK KHAOS	2020
800 SWITCHBACK ASSAULT ALL OPTIONS	2011-16

TETHER SAFETY STOP SWITCHES

REPLACEMENT TETHER CAP

SKI-DOO™



Part No.	Code	Keyword
840-3002	B	16

Model	Year
Moto-Ski™	
FUTURA 400, 400E, 440, 440E	1977-79
FUTURA 500, 500E, L/C	1980-81

Model	Year
Moto-Ski™	
GRAND PRIX SPECIAL	1979-81
MIRAGE	1981-85
NUVIK	1977-79
ULTRA SONIC	1981-82
SUPER SONIC	1981
SPIRIT 250	1980-83
SONIC L/C	1984
SONIC	1982

Model	Year
Ski-Doo™	
ALPINE	1980-88
BLIZZARD	1979-81
CITATION	1980-88

Model	Year
Ski-Doo™	
ELAN250	1980-88
ESCAPADE	1987-88
EVEREST	1979-83
FORMULA	1985-88
NORDIK	1981-83
TUNDRA	1985-88
TNT	1977-78
STRATOS	1987-88
SS, 25	1984
SCANDIC	1982-87
SAFARI	1984-88

POLARIS™

Switch Not Included
Plug-N-Play with light weight sheathing.

Part No.	Code	Keyword
840-3003	B	16

Model	Year
Polaris™	
IQ/PRO/AXYS	ALL



ARCTIC CAT™/YAMAHA™

Switch Not Included
Arctic Cat™ # 0638-887
Yamaha™ # 8H7-82552-09-00
Same Application as Part No. 840-3001

Part No.	Code	Keyword
840-3103	B	16



Arctic Cat™ # 0636-078 /
0636-887 / 0709-054

Closed Circuit to Kill

Part No.	Code	Keyword
841-3005	B	16


Model	Year
Arctic Cat™	
All Models (Except Kitty Cat)	1984-03



Arctic Cat™ # 0638-887,
Part of 841-3005.

Part No.	Code	Keyword
841-3008	B	16

Model	Year
Arctic Cat™	
All Models.	1984-01



OEM# 410-1067-00

Part No.	Code	Keyword
842-2001	B	16

Model	Year
Moto-Ski™	
FUTURA 400, 440, 444	1976-79
FUTURA 500	1980-81
GRAND PRIX	1979-80
MIRAGE (ALL)	1979-85
NUVIK 300, 340, 440	1975-79
SONIC 340	1975-78
SONIC L/C	1984
SUPER SONIC	1979

Model	Year
Moto-Ski™	
SUPER SONIC	1990
ULTRA SONIC	1990
ALPINE (ALL)	1976-93
BLIZZARD (ALL)	1978-80
BLIZZARD 9700 MX	1984
CITATION (ALL)	1978-91
ELAN 250	1984-90
ELITE	1978-81
ESCAPADE, STRATOS, VOYAGEUR	1987-90
EVEREST 340, 440, 444, 500	1974-81
FORMULA MX, PLUS	1985-90
MACH 1	1989-90
NORDIK 640	1973-74
NORDIK	1981-83

Model	Year
Moto-Ski™	
NORDIK 50, 60	1987-90
OLYMPIQUE 300, 340, 440	1975-79
SAFARI (ALL)	1984-87
SAFARI CHEYENNE	1987-90
SAFARI GLX, L, LC, LX, LXE	1989
SAFARI GRAND LUXE	1985-86
SCOUT	1989-90
SKANDIC (ALL)	1982-87
SS-25	1984
TNT 300, 340, 440, RV	1974-78
TUNDRA, LT	1985-00
Yamaha™	
ALL MODELS OEM# 8H8-82550-00	1979-98

TETHER SAFETY STOP SWITCHES



OEM# 410-1033-00, 410-1067-00, 515-1755-71, 515-1765-25
(Closed Circuit to Kill)

*Note: Tether Switch Only is also available at Part No.842-3001

Part No.	Code	Keyword
842-3006	B	16

Model	Year
Moto-Ski™	
TRAVELLER 500	2001
YETI 550	2008-11
YETI PRO 550	2008-11
YETI SUV 550	2009
*ALL MODELS	1977-85
FUTURA 400, 400E, 440, 440E	1977
FUTURA 400, 400E, 440, 440E, 444 L C	1978-79
FUTURA 400, 440, 444	1976-79
FUTURA 500	1980-81
FUTURA 500, 500E, L.C	1980-82
GRAND PNX SPECIAL	1979-81
GRAND PRIX	1979-80
MIRAGE (ALL)	1979-85
MIRAGE II	1983
MIRAGE III	1985
MIRAGE L, LL, IIE SPECIAL	1980-82
NUVIK 300 (TWIN), 340 (TWIN), 340E (TWIN), 440 (TWIN), 440E (TWIN)	1977
NUVIK 300, 340 440	1975-79
NUVIK 340, 340E	1978-79
SONIC	1982
SONIC 340	1975-78
SONIC L/C	1984
SPIRIT 250	1980-83
SUPER SONIC	1979,81,90
ULTRA SONIC	1981-82, 90

* Also Used on the Traxter ATV

Model	Year
Ski-Doo™	
600 SUV	2003-05
ALPINE (ALL)	1976-95
BLIZZARD 5500	1979-82
BLIZZARD 7500 PLUS/9500/PLUS	1981-82
BLIZZARD 9700	1983-84
BLIZZARD MX	1981-84
CHEYENNE	1989-98
CITATION (ALL)	1978-91
CITATION/SS/LS/LSE/E	1978-91
ELAN 250	1980-96
ELITE	1978-81
ESCAPADE	1987-89
ESCAPADE, STRATOS, VOYAGEUR	1987-90
EVEREST	1977-83
EVEREST 340, 440, 444, 500	1974-81
EVEREST 440	1974
EXPENITION SPORT 550F	2005-08
EXPEDITION SPORT 550F	2011-17
EXPENITION SPORT V-800	2008
FORMULA 500/DLX/LC	1998-00
FORMULA ALL	1985-97
FORMULA S/SE/SL	1998-99
FORMULA Z 500/583/DLX/670	1998-99
FREESTYLE 300	2006
FREESTYLE BACK COUNTRY 550F	2007-08
FREESTYLE PARK 550F	2007-08
FREESTYLE SESSION 300F	2007-08
GRAND TOURING 380 FAN	2002-03
GRAND TOURING 470/500/580/SE/XTC	1994-96
GRAND TOURING 500/583	1998-99
GRAND TOURING 500 FAN	2002
GRAND TOURING 550 FAN	2003
GRAND TROURING SPORT 550F	2010-15
GSX 380F	2005-06
GSX 550F	2005-10
GTX 380F	2005-06
GTX 550F	2005-09
LEGEND 380/550 FC/RER	2002-04
LEGEND 550 F	2004
LEGEND 500 FAN	2002-03
LEGEND TOURING V-800	2007-09
LEGEND TRAIL V800	2007
MACH 1	1989-90
MACH I/Z/Z LT	1994-97
MINI Z120	1998-08
MX Z 380F	2002-06
MX Z 440/500	1996-99
MX Z 440X RACING	2004-07
MX Z 550 F	2003-07
MX Z 550X	2006-09
MX Z 583/670	1996-98

Model	Year
Ski-Doo™	
MX Z SPORT 550F	2011-14
MX Z TNT 550F	2010-12
MX Z X 600RS	2008-14
MX ZX 440	1997, 02-03
MXZ 380/500 FC/RER	2003-05
NORDIK 640	1973-74
NORDIK	1973-74
NORDIK	1981-83
NORDIK 50/60	1987-91
OLYMPIQUE	1975-79
RENEGADE SPORT 550F	2010-14
RV340	1977-79
S25	1984
SAFARI ALL	1984-94
SAFARI CHEYENNE	1987-90
SAFARI GLX, L, LC, LX, LXE	1989
SAFARI GRAND LUXE	1985-86
SAGA	1989
SCOUT	1989-90
SCOUT/E	1989-92
SKANDIC	1982-87
SKANDIC (ALL)	1982-87
SKANDIC 440 FC LT	2003-07
SKANDIC 440F/500F/SWT	2001
SKANDIC 500 SWT/WT /SPORT	2003
SKANDIC 550	2004-11
SKANDIC SWT/WT 550	2012-18
SKANDIC TUNDRA	2010
SKANDIC TUNDRA 300F	2006-08
SKANDIC TUNDRA LT 550F	2008
SKANDIC TUNDRA LT V-800	2007-08
SKANDIC380/500/II/R/SWT/ WT/WT LC	1992-00
SS24	1984
SS-25	1984
STRATOS/E	1987-88
SUMMIT 470/500/ 583/670	1994-98
SUMMIT 500	1999
SUMMIT 550 FAN	2002-09
TNT	1974-78
TOURING E/ELT/LE/SLE	1995-99
TUNDRA LT 550F	2009-15
TUNDRA LT V-800	2009
TUNDRA R280	2003-05
TUNDRA SPORT 550F	2011-18
TUNDRA STD 300	2009
TUNDRA STD 550F	2009-18
TUNDRA/LT	1985-00
VOYAGEUR	1989
Yamaha™	
Part of: 8H8+82550-00-00 USE 8H8-82550-00	
ALL MODELS	1979-98

*Universal can also be installed on most models OT snowmobiles.

SKI-DOO™



Switch Not Included
 Moto-Ski™ / Ski-Doo™ # 515.0961.00
 Can also Replace Moto-Ski™ / Ski-Doo™ # 515.1515.00

Part No.	Code	Keyword
842-3106	B	16

POLARIS™



OEM# 4010187, 4010849
(Closed Circuit to Kill)

Part No.	Code	Keyword
844-3000	B	16

Model	Year
Polaris™	
440 IQ	2005-07
440 PRO X	2001-04
440 XC SP	2000
440 XCR /SP	1999
550 PRO X	2004
600 RACER /IQ	2008-19
600 PRO X	2001
600 RMK	1999
800 PRO XR	2004
SKS (ALL)	1999
TRAIL RMK	1999
WIDETRAX LX	2001-02
XCF EDGE /SP	2000-01

TETHER SAFETY STOP SWITCHES CAP ASSEMBLIES



OEM# 8H8-82550-01-00
(Closed Circuit to Kill)
Open Circuit to Run

Part No.	Code	Keyword
843-3007	B	16

Model	Year
All Models.	1979-99



OEM# 2870668
 Hole I.D.:9mm. Wire length 25cm.
(Closed Circuit to Kill)

Part No.	Code	Keyword
840-3001	B	16

Model	Year
Polaris™	
MOST MODELS	1983-02
400 LC	1985-97
440 LC	1992-97
500CARB/EFI	1989-98
600	1985-87
650	1988-92
800 LE	2001
CLASSIC 400	1988-97
CLASSIC 400 TOURING	1993-00
CLASSIC 500	1999-02
CLASSIC 500TOURING	2001-02
CLASSIC 550	2002
CLASSIC 600	2001-02
CLASSIC 600TOURING	2001-02
CLASSIC 700	2001-02
CROSS COUNTRY 340	1983
DELUXE 340	2002
FRONTIER 700 TOURING	2002
INDY 340 DELUXE	1999-01

Model	Year
Polaris™	
INDY 340 TOURING	1999-01
INDY 440	1998
INDY 500	1997-02
INDY ULTRA 680 SP	1996
LITE 340	1991-98
LITE 340 DELUXE	1992-98
LITE 340 GT	1991-97
LITE 340 TOURING	1998
LONGTRAK 440	1985-89
PRO X 440	2001-02
PRO X 600	2001-02
RMK 500	1996-02
RMK 600	1998-02
RMK 700	1997-02
RMK 800	2000-02
RXL 650	1990-97
RXL SKS 650	1991-93
SKS 400	1987-88
SKS 440	1993-95
SKS 500	1989-97
SKS 650	1988-90
SKS 700	1997-02
SP 500 EFI	1990-92
SPORT 440	1996-00
SPORT 440 TOURING	1997-02
SPX 500	1992
SS 440	1985-86

Model	Year
Ski-Doo™	
MOST MODELS	1979-99

Model	Year
Yamaha™	
MOST MODELS	1979-03

NOTE: OPEN CIRCUIT TO RUN

Universal

EASY INSTALATION ON MOST SNOWMOBILES

NOTE: CLOSED CIRCUIT

KILL SWITCHES



OEM# 861-5008-00

Part No.	Code	Keyword
840-5000	B	16

Model	Year
Boa-Ski™	
ALL MARK 0, 1, II, R/T, W/T	1973
MARK 230, I 295, 292T	1974
MARK I 292, 340, 1975-76	1975-76
S/S 399T, 438T	1973
Moto-Ski™	
ALL MODELS (EXCEPT NUVIK 75)	1973-75
MIRAGE 300	1979
SPIRIT 250	1976-80
Polaris™	
ALL MODELS	1971-73
Ski-Doo™	
ALPINE 440R, 440ER, 640ER, ELAN	1973-80
CITATION 300	1978-79
OLYMPIQUE (ALL)	1973-74
VALMONT 440R, ER/SKANDIC 335	1973
Sno-Jet™	
ALL MODELS	1973
ASTRO JET/SS	1974-76
STRATO JET	1974
THUNDER JET	1972-73



OEM# 0109-551, 0109-552

Part No.	Code	Keyword
841-5003	B	16

Model	Year
Arctic Cat™	
ALL MODELS (EXCEPT PANTHER WANKEL & VIP)	1974
ALL MODELS (Z NOT KILL SWITCH)	1975
ALL MODELS (EXCEPT Z 250, 440)	1976
ALL MODELS (EXCEPT Z 250, 340, 440/ KITTY CAT)	1977
ALL MODELS (EXCEPT KITTY CAT)	1978
ALL MODELS	1979
EXCEPT CROSS COUNTRY, KITTY/TRAIL CAT,	1979
JAG 3000 F/C	



OEM# 415-1286-83, 415-1289-01, 512-0596-82, 512-0596-97, 512-0597-37, 512-0598-10, 512-0600-01, 512-0601-21 **(Closed Circuit to Kill)**

Part No.	Code	Keyword
842-5009	B	16

Model	Year
Ski-Doo™	
GSX /LTD 600 HO SDI	2004-08
GSX /LTD 800 HO/PTEK	2004-07
GSX /SPORT 500SS	2004-07

Model	Year
Ski-Doo™	
GTX /LTD 600 HO SDI	2005-08
GTX /LTD 800 HO/PTEK	2005-07
GTX LTD/SPORT 600 HO SDI	2005-08
GTX/SPORT 500SS	2005-08
MACH Z 1000 SDI /ADRENALINE	2005-07
MXZ 1000 RENEGADE/X	2006-07
MXZ 500SS TRAIL/ADRENALINE	2004-06
MXZ 600 HO SDI ADRENALINE/	2005-07
RENEGADE/X	
MXZ 600 HO SDI TRAIL	2004-05
MXZ 800 HO/PTEK ADRENALINE/X	2004-07
MXZ 800 HO/PTEK RENEGADE/X	2004-07
MXZ 800 REV	2002
MXZ BLIZZARD 600 HO SDI	2007
MXZ BLIZZARD 800 PTEK	2007
MXZ REX 600/800	2003
MXZ X 600 HO SDI	2007
MXZ X 800 PTEK	2007
SUMMIT X 800 HO	2003

KILL SWITCHES



OEM# 414-4662-00, 414-5719-00, 414-6127-00, 512-0594-82, 515-1754-09, 515-1754-10, 515-1760-91, 515-1760-92, 515-1767-25, 515-1773-62, 515-1779-31, 548-8725-36

2 Wires, attache 2 male terminals on wires, wire length: 82cm, 24AWG. Put another 2 female terminals in the bag. Covers 842-5008

(Closed Circuit to Kill)

Part No.	Code	Keyword
842-5010	B	16

Model	Year
Ski-Doo™	
ALL MODELS (EXCEPT ELAN)	1988-96
ALL MODELS (EXCEPT REV CHASSIS)	1996-07
BACKCOUNTRY 600R ETEC	2019-22
BACKCOUNTRY 850 ETEC	2019-22
EXPEDITION 600 E-TEC LE / SE / XTREME	2015-18
EXPEDITION 600R E-TEC LE / SE	2020-21
EXPEDITION 900 ACE (ALL)	2014-22
EXPEDITION 900 ACE TURBO (ALL)	2020-22
EXPEDITION LE / SE 1200 4-TEC	2014-17
EXPEDITION LE/SE 600HO E-TEC	2014-19
EXPEDITION SPORT 550F	2013-18
EXPEDITION SPORT 600 ACE	2014-21
EXPEDITION SPORT 600 EFI	2021
EXPEDITION XTREME 800R E-TEC	2018-19
EXPEDITION XTREME 850 E-TEC	2020-21
FREERIDE 800RE	2013-17




OEM# 4012269 / 4110106 / 4110159 / 4013381

(Closed Circuit to Kill)

Part No.	Code	Keyword
844-5012	B	16

Model	Year
Polaris™	
340 ALL	2003-08
400	1991
440 L/C	1993-95
440 PRO X FAN	2002-03
440 SKS	1993-95
440 XC	1997
440 XC SP	2000
440 XCR	1992-99
500 CARB/SKS/RMK	1995-96
500 CLASSIC	1991-92
500 CLASSIC	1998-06
500 CLASSIC TOURING	2001-03
500 EDGE	2003-04



OEM# 8GL-86284-09-00

Part No.	Code	Keyword
843-5111	B	16

Model	Year
Yamaha™	
APEX	2011-18
APEX GT	2010
APEX LTX_GT	2010
APEX MTX	2010
APEX SE	2011-15
APEX XTX	2011-18
FX NYTRO ALL	2008-14
PHAZER ALL	2007-18
RS VECTOR ALL	2010-18
RS VENTURE ALL	2011-21
RS VIKING PROFESSIONAL	2011-15
VECTOR / LTX	2012
VENTURE LITE	2007-13
VK PROFESSIONAL	2016-21

Model	Year
Polaris™	
500 EFI/EFI RMK/SKS	1993-97
500 INDY	1997-02
500 INDY	2005-06
500 RMK	1997-02
500 SKS	1991-92
500 SKS	1995, 97
500 SKS EURO	2002
500 SP	1991-92
500 SPX	1992
500 XC	1999-03
500 XC SP	1999-07
550 CLASSIC ALL	2002-06
550 EDGE LX	2007
550 LX	2008
550 PRO X FAN	2004
600 CLASSIC ALL	2001-06
600 EDGE TOURING	2006
600 HO FUSION/RMK/SWITCHBACK	2006
600 PRO X	2001-02
600 RMK	1998-01
600 TOURING	2000
650	1991-92
600 TRIUMPH	2000
600 XC ALL	1996-05
600 XCR	1994-98
600/700/800 PRO X	2003-04
600/800 EDGE TOURING	2005
700 CLASSIC	2001-03, 06
700 EV XC SP EDGE	2001
700 FUSION F/O	2006
700 HO TOURING	2006
700 RMK	1997-01
700 RMK	2006
700 SKS	1997-02
700 XC ALL	1997-05
700 XCR	1998-99
700/800 CLASSIC	2004



OEM# 4110056, 4110049, 4110058

(Closed Circuit to Kill)

Part No.	Code	Keyword
844-5011	B	16

Model	Year
Polaris™	
ALL MODELS	1982-90
SPORT	1991
SPORT 440 GT	1991
WIDETRAK/GT/LX	1991-95

Model	Year
Polaris™	
700/800 CLASSIC TOURING	2004
700/800 CLASSIC TOURING	2003
800 LE	2001
800 RMK	2000-01
800 XC ALL	2001-05
800 XCR	1999-03
900 FUSION	2005-06
900 RMK ALL OPTIONS	2005-06
900 SWITCHBACK	2005-06
CLASSIC	1992-98
FRONTIER CLASSIC BUILT AFTER 1/01/02	2003
INDY 340	1999-03
INDY FRONTIER	2002
LITE ALL	1991-98
SPORT	1991-00
SPORT TOURING	1995-04
STARLITE	1991-95
STORM ALL	1994-98
SUPER SPORT/EDGE/M-10	1994-08
SUPERTRAK	1992
TRAIL	1991-97
TRAIL DELUXE	1991-95
TRAIL RMK	1997-10
TRAIL SUPERTRAK	1991
TRAIL TOURING	1996-10
TRAN SPORT	1996-99
ULTRA/ULTRA RMK/SKS/SP/SPX/TOURING	1996-98
WIDETRAK GT	1996-97
WIDETRAK LX	1996-07
XC 400	1991
XCF/XCF EDGE/SP	1997-01
XCR 440 SP	1996
XLT	1993-97
XLT CLASSIC	1998-99
XLT LTD	1997-98
XLT RMK	1995-97
XLT SKS	1993-97
XLT SP	1992-99



KILL SWITCHES

TERMS & INDEX

NEW

HELMETS

HELMET ACCESSORIES

APPAREL

ACCESSORIES

TRACKS & SUSPENSION

STEERING

TRANS MISSION

PLOW & WINCH

WIND SHIELDS

BRAKES & CAB.

ENGINE PARTS

ELECTRICAL

TRAILER

CHEMICALS

TECH & TOOLS

P.O.P



OEM# 4011540 / 4012270 / 4013382
(Closed Circuit to Kill)

Part No.	Code	Keyword
844-5014	B	16

Model	Year
Polaris™	
600 CLEANFIRE SWITCHBACK	2007
600 DRAGON SP/ES/SWITCHBACK	2009-10
600 HO IQ TOURING CLEANFIRE/EURO	2007
600 HO IQ/LX CLEANFIRE	2007
600 HO SWITCHBACK F/O	2007
600 IQ SHIFT/ES/INTL	2010-11
600 IQ/LXT/SHIFT/ES/YOURING	2008-14
600 RMK 144/155	2007-08
600 RMK 144/155/ES/INTL	2010-11
600 RMK 144/EURO/RMK SHIFT/EURO	2008
600 SHIFT 136/ES/INTL	2011
600 SWITCHBACK/DRAGON SWITCHBACK ALL	2008-11
700 CLEANFIRE DRAGON/EURO	2007
700 IQ/IQ DRAGON	2008
700 RMK	2008-10
700 SWITCHBACK/DRAGON SWITCHBACK ALL	2008-10
800 ASSAULT RMK	2009-10
800 DRAGON IQ/ES/INTL ALL OPTIONS	2007-10
800 DRAGON SP/ES EURO	2009
800 IQ	2008-10
800 RMK 144/155/ES/INTL	2009-10
800 RMK/ES	2009
800 SWITCHBACK/DRAGON	2009-10



OEM# 4011541 / 4012271/ 4013383 / 4015322
(Closed Circuit to Kill)

Part No.	Code	Keyword
844-5015	B	16

Model	Year
Polaris™	
550 ADVENTURE	2017-19
550 INDY ADVENTURE	2020-21
550 INDY ALL	2014-21
550 INDY EVO /ES	2019-21
550 IQ LXT/ IQ SHIFT	2009-13
550 LXT ALL	2016-21
550 RMK EVO	2020-21
550 SHIFT	2012-13
550 VOYAGEUR	2017-21
550 WIDETRAK LX INTL	2008-19
550 EVO /ES	2019



OEM# 4011830 / 4013380
(Closed Circuit to Kill)

Part No.	Code	Keyword
844-5016	B	16

Model	Year
Polaris™	
600 IQ SHIFT	2009
600 PRO RMK 155	2012
600 RMK 144/ES/INTL/155/ES ALL OPTIONS	2012
600 RMK SHIFT	2009
600 RUSH PRO R/SC/SP/ES/INTL ALL OPTIONS	2012
600 RUSH/ES	2012
600 SWITCHBACK ADVENTURE	2012
600 SWITCHBACK PRO-R	2012
600 SWITCHBACK/ES	2012
600 WIDETRAK IQ	2012-15
800 PRO RMK 155/163 ALL OPTIONS	2012
800 RMK 155/ES/INTL	2012
800 RMK ASSAULT 155 ALL OPTIONS	2012
800 RUSH/ES	2012
800 SWITCHBACK ASSAULT ALL OPTIONS	2012



OEM# 4013379
(Closed Circuit to Kill)

Part No.	Code	Keyword
844-5017	B	16

Model	Year
Polaris™	
FS WIDETRAK IQ/INTL	2012-13
IQ TURBO LXT	2013-14
TURBO IQ/LX/LXT	2012



OEM# 4015321
(Closed Circuit to Kill)
*Will Replace **Part No. 844-5013** When out of stock (6cm Longer Wire)

Part No.	Code	Keyword
844-5018	B	16

Model	Year
Polaris™	
600 AXYS PRO RMK	2019-20
600 INDY/SP/ADVENTURE/XC ALL	2016-20
600 RMK/ES 144	2017-20
600 RUSH PRO S ALL	2016-20
600 RUSH PRO-X INTL ALL	2016
600 RUSH XCR/INTL ES	2017-19
600 SWITCHBACK ADVENTURE	2016-19

Model	Year
Polaris™	
600 SWITCHBACK ASSAULT 144 ALL	2016-20
600 SWITCHBACK PRO S ALL	2016-20
600 SWITCHBACK PRO X INTL	2016-17
600 SWITCHBACK SP ALL	2017-19
600 SWITCHBACK XCR	2019-20
600 VOYAGEUR/INTL 144	2017-20
800 AXYS PRO RMK 163/174 ALL	2017-20
800 AXYS PRO RMK/LE 155 ALL	2017-20
800 AXYS SKS	2018-20
800 INDY ADVENTURE	2020
800 INDY XC	2019
800 RMK ASSAULT /AXYS	2018-19
800 RMK KHAOS	2020
800 RUSH PRO S ALL	2016-20
800 RUSH PRO X SC	2016-18
800 RUSH XCR/INTL ES	2017
800 SKS	2020
800 SWITCHBACK ADVENTURE/INTL	2016-19
800 SWITCHBACK ASSAULT 144 ALL	2016-20
800 SWITCHBACK ASSAULT 144 ALL	2016-19
800 SWITCHBACK PRO S ALL	2016-19
800 SWITCHBACK PRO S/X	2019-20
800 SWITCHBACK PRO X/INTL ALL	2016-17
800 SWITCHBACK XCR	2018-20

FLY BILLET KILL SWITCH

- Anodized billet housing is fully waterproof
- Wires are 4 times more resistant to pulling out of the housing than an OEM switch
- These switches use a waterproof splicing connector so they can be used to fit all brands and years of motorcycles & snowmobiles.
- All that is needed to install is to cut the wires to the stock connector and splice in the new switch



Colour	Part No.	Code	Keyword
Red	84-06001	B	16B
Black	84-06010	B	16B
Silver	84-06019	B	16B

FLY UNIVERSAL KILL SWITCH

- Single bolt pivot mount design
- Anodized CNC billet 6061 aluminum resists corrosion
- Water resistant rubber sealed cap
- Epoxy sealed internal electronics
- To install cut the wires to the stock connector and splice to this new switch



Colour	Part No.	Code	Keyword
Black	84-06020	B	16B
Red	84-06021	B	16B
Blue	84-06022	B	16B
Orange	84-06027	B	16B

3-FUNCTION SWITCH

Part No.	Code	Keyword
340-1420	B	17

- Includes Low-Off-Hi Functions
- Comes with insulated connectors
- Can be used with gloves!



DIMMER SWITCH CAP

YAMAHA™

Part No.	Code	Keyword
843-1109	B	16

Yamaha™ # N/A
For 01-120-36 Light Dimmer Switch



KILL SWITCH CAP



YAMAHA™

Part No.	Code	Keyword
843-5110	B	16

Yamaha #8E3-83976-01/02

Model	Year
BRAVO BR 250T, TX	1982-84
EC 340	1981-84
EC 540	1979-82
ET 250, 300, 340	1977-84
EX 340, 440	1976-81
GP 550	1973-78
GS 300, 340	1977-78
PR 440	1976-77
PZ 480	1984
SR 540	1980-84
SRX 440	1976-81
SS 440	1980-83
VMAX 540	1983-84



TERMS & INDEX

NEW

HELMETS

HELMET ACCESSORIES

APPAREL

ACCESSORIES

TRACKS & SUSPENSION

STEERING

TRANS MISSION

PLOW & WINCH

WIND SHIELDS

BRAKES & CARB.

ENGINE PARTS

ELECTRICAL

TRAILER

CHEMICALS

TECH & TOOLS

P.O.P

DIMMER SWITCHES

CODE = B

KEYWORD = 16



Part No. Code Keyword
840-1001 B 16

Part No. Code Keyword
843-1009 B 16

Part No. Code Keyword
844-1010 B 16

Part No. Code Keyword
844-1012 B 16

Model	Year	Part No.	OEM
Moto-Ski™			
ALPINE	1981-85	840-1001	410-1054-00
ALPINE 503 ELAN 250	1983-85	840-1001	410-1054-00
ALPINE 640ER ELAN 250	1981-82	840-1001	410-1054-00
ELAN 250	1981-96	840-1001	410-1054-00
SPIRIT 250	1981-83	840-1001	410-1054-00
Polaris™			
*** ALL MODELS	1974-80	840-1001	4110107
*** ALL MODELS	1981-90	840-1001	4110107
*** ALL MODELS (EX. KILL CUTLASS 81)	1979-81	840-1001	4110107
400 INDY	1991-92	840-1001	4110107
440	1992	840-1001	4110107
400/ 500/ 650	1988-89	844-1010	4110051
440 EURO	1993	840-1001	4110107
440 EURO	1994	843-1009	4110136
440 EURO SKS	1993	840-1001	4110107
440 EURO SKS	1995	843-1009	4110136
440 EURO XCR	1993	840-1001	4110107
440 IQ	2005-07	840-1001	4110107
440 INDY	1998	843-1009	4110136
440 L/C	1993	840-1001	4110107
440 L/C	1994-97	843-1009	4110136
440 PRO X & FC	2001-03	840-1001	4110107
440 PRO XR	2004	840-1001	4110107
440 SKS	1993	840-1001	4110107
440 SKS	1994-95	843-1009	4110136
440 SS	1984-86	840-1001	4110107
440 XC	1997	840-1001	4110107
440 XCR	1992-98	840-1001	4110107
440 XCR SP	1994-95	840-1001	4110107
500	1998	843-1009	4110136
500 CARB (ALL OPTIONS)	1995-96	843-1009	4110136
500 CLASSIC	1999	843-1009	4110136
500 EFI (ALL OPTIONS)	1994-97	843-1009	4110136
500 EFI EURO	1993	840-1001	4110107
500 EURO SKS	1993	840-1001	4110107
500 INDY	1997-99	843-1009	4110136
500 INDY (ALL OPTIONS)	1991-93	840-1001	4110040
500 RMK	1997-99	843-1009	4110136
500 SKS	1995, 97	843-1009	4110136
550 INDY	2004	840-1001	4110107
600 EURO RMK	1998	840-1001	4110107
600 INDY	1991-98	840-1001	4110040
600 IQ RACER	2008-09	840-1001	4110107
600 RR	2008-09	840-1001	4110107
600 XCR (ALL OPTIONS)	1996-98	843-1009	4110136
650 INDY (ALL OPTIONS)	1991-97	840-1001	4110040
700 EURO SKS	1997	840-1001	4110107
700 EURO XC/RMK	1998	840-1001	4110107
700 INDY	1998-03	840-1001	4110040
700 XCR	1998-99	843-1009	4110136
800 XCR	1999	843-1009	4110136
CENTURION	1982	840-1001	4110040
CLASSIC & TOURING (ALL OPTIONS)	1994-98	843-1009	4110136
COBRA 340, 440	1978	840-1001	4110040
COLT	1976-78	840-1001	4110040
COLT S/S	1976-78	840-1001	4110040
CUTLASS	1982	840-1001	4110040
CUTLASS 340	1981	844-1010	4110051

Model	Year	Part No.	OEM
Polaris™			
CUTLASS SS 440	1981-82	844-1010	4110051
ELECTRA 250, 340, 440	1976-77	840-1001	4110040
EURO LITE	1993-96	844-1012	4110104
EURO LITE DLX	1993	844-1012	4110104
EURO LITE GT	1993-97	844-1012	4110104
EURO LITE TOURING	1998	844-1012	4110104
EURO RXL	1993	840-1001	4110107
EURO RXL SKS	1993	840-1001	4110107
EURO RXL TOURING	1994	840-1001	4110107
EURO SPORT	1993	840-1001	4110107
EURO SPORT SKS	1994	840-1001	4110107
EURO SPORT TOURING	1995-97	840-1001	4110107
EURO STARLITE	1993	844-1012	4110104
EURO STARLITE GT	1993	844-1012	4110104
EURO STORM & SKS	1993-95	840-1001	4110107
EURO SUPER SPORT	1994	840-1001	4110107
EURO TRAIL	1993	840-1001	4110107
EURO TRAIL	1997	843-1009	4110136
EURO TRAIL (ALL OPTIONS)	1995	843-1009	4110136
EURO TRAIL DLX	1993-94	840-1001	4110107
EURO TRAN SPORT	1996-98	840-1001	4110107
EURO ULTRA	1996	840-1001	4110107
EURO ULTRA (ALL OPTIONS)	1997-98	843-1009	4110136
EURO ULTRA SKS	1996	840-1001	4110107
EURO ULTRA SP	1996	840-1001	4110107
EURO WIDETRAK GT	1997	844-1012	4110104
EURO WIDETRAK LX	1996-00	844-1012	4110104
EURO XLT	1993-94	840-1001	4110107
EURO XLT (ALL OPTIONS)	1997	843-1009	4110136
EURO XLT SKS	1993-96	840-1001	4110107
EURO XLT SP	1993-96	840-1001	4110107
FIN LITE GT	1992	844-1012	4110104
GEMINI	1983	840-1001	4110040
INDY 340	1999	844-1012	4110104
INDY 340 DELUXE	1999-02	844-1012	4110104
INDY 340 TOURING	1999-03	844-1012	4110104
LITE TOURING	1998	844-1012	4110104
LITE, DLX & GT	1991-98	844-1012	4110104
SPORT (LITE)	2000	844-1012	4110104
STAR LITE	1991-95	844-1012	4110104
STARLITE GT	1993-94	844-1012	4110104
SWE LITE	1991-92	844-1012	4110104
SWE LITE GT	1992	844-1012	4110104
SWE STARLITE	1991-92	844-1012	4110104
SWE WIDE TRAK	1991	844-1012	4110104
WIDETRAK	1991	844-1012	4110104
WIDETRAK GT	1996-97	844-1012	4110104
WIDETRAK LX	1996-07	844-1012	4110104
INDY 800 PRO X (ALL OPTIONS)	2003-04	840-1001	4110107
INDY CLASSIC	1991-93	840-1001	4110040
INDY SPORT (ALL OPTIONS)	1991-00	840-1001	4110040
INDY STORM	1993-94	840-1001	4110040
INDY SUPERTRAK	1991-92	840-1001	4110040
INDY TRANSPORT (DIM. NOT IN 96)	1996-99	840-1001	4110040
INDY ULTRA, SPECIAL, SKS	1996-98	840-1001	4110040
INDY XCF	1997-00	840-1001	4110040
INDY XLT, RMK, SKS, SPECIAL	1997	840-1001	4110040
LONG TRACK	1985-88	844-1010	4110051



Model	Year	Part No.	OEM
Polaris™			
LONG TRACK (ALL OPTIONS)	1983-89	844-1010	4110051
RXL (ALL OPTIONS)	1993-97	840-1001	4110107
SPORT	1988-89	844-1010	4110051
SPRINT	1986-90	840-1001	4110040
SPRINT	1986-90	844-1010	4110051
SPRINT ES	1986-90	844-1010	4110051
STARFIRE 250, 340	1976	840-1001	4110040
STAR/ STARTRAK/ STARTWIN	1985-90	844-1010	4110051
SS	1985-86	844-1010	4110051
STORM	1993-95	840-1001	4110107
STORM (ALL OPTIONS)	1996-97	843-1009	4110136
SUPER SPORT	1994-98	840-1001	4110107
SUPERTRAK	1989	844-1010	4110051
SUPERTRAK	1991-92	840-1001	4110107
SWE (ALL OPTIONS, EXCEPT LITE)	1991-92	840-1001	4110107
TRAIL	1988-89	844-1010	4110051
TRAIL & DLX	1991-94	840-1001	4110107
TRAIL RMK	1997-98	840-1001	4110107
TRANSPORT	1996-98	840-1001	4110107
TX, TX-C, TX-L	1976-81	840-1001	4110040
ULTRA	1997-98	840-1001	4110107
ULTRA RMK	1996	840-1001	4110107
ULTRA SKS	1996	840-1001	4110107
ULTRA SP	1996-97	840-1001	4110107
ULTRA SPX & SE	1997	843-1009	4110136
ULTRA TOURING	1997-98	843-1009	4110136
WIDETRACK	1992-95	844-1010	4110051
XLT	1993-97	840-1001	4110107
XLT CLASSIC	1998-99	843-1009	4110136
XLT LTD	1997-98	843-1009	4110136
XLT LTD SP	1997	843-1009	4110136
XLT RMK	1995-97	840-1001	4110107
XLT SKS	1995-96	840-1001	4110107
XLT SP	1998-99	843-1009	4110136
XLT TOURING	1995-99	843-1009	4110136
FORMULA 500 & DLX	1997-98	843-1009	515-1631-00
FORMULA 583	1997	843-1009	515-1631-00

Model	Year	Part No.	OEM
Ski-Doo™			
FORMULA 583 DLX	1998	843-1009	515-1631-00
FORMULA III & LT	1996-97	843-1009	515-1631-00
FORMULA III 700 R	2000	843-1009	515-1754-23
FORMULA III 800	2000	843-1009	515-1754-23
FORMULA S	1997	843-1009	515-1631-00
FORMULA SL	1997-98	843-1009	515-1631-00
FORMULA Z	1997	843-1009	515-1631-00
FORMULA Z 583	1998	843-1009	515-1631-00
FORMULA Z 670	1998	843-1009	515-1631-00
GRAND TOURING 500/583	1997-98	843-1009	515-1631-00
MACH 1	1997	843-1009	515-1631-00
MACH 1 R	2000	843-1009	515-1754-23
MACH Z	2000	843-1009	515-1754-23
MACH Z & LT	1996-97	843-1009	515-1631-00
MACH Z R	2000	843-1009	515-1754-23
MX Z 440	1996-98	843-1009	515-1631-00
MX Z 440 LC	1997	843-1009	515-1631-00
MX Z 500	1998	843-1009	515-1631-00
MX Z 583	1996-98	843-1009	515-1631-00
MX Z 670	1996-98	843-1009	515-1631-00
SKANDIC 380/500	1998	843-1009	515-1631-00
SKANDIC SUPER WIDE TRACK	1997-99	843-1009	515-1631-00
SKANDIC SWT 550F	2004-05	843-1009	515-1754-23
SKANDIC WIDE TRACK & LC	1997-99	843-1009	515-1631-00
SKANDIC WT LC 600	2004	843-1009	515-1754-23
SUMMIT 500/583/670	1997-98	843-1009	515-1631-00
TOURING LE, SLE	1997-98	843-1009	515-1631-00
Yamaha™			
***ALL MODELS	1977-87	843-1009	8K4-83950-01
***ALL MODELS (EXCEPT BRAVO SV)	1988-94	843-1009	8K4-83950-01
***ALL MODELS (EXCEPT BRAVOR 250)	1995-01	843-1009	8K4-83950-01
BR 250 / SV 80, 125	1988-93	843-1009	8HB-83950-01
BRAVO LT, BR250T	2002-06	843-1009	8HB-83950-01

SKI-DOO™ HIGH-BEAM REPLACEMENT SWITCH

Fits on **ALL REV & XP MODELS**

A lot of riders will bump this with their knees or this will simply break Off in the cold when a rider Depresses it too hard. Instead of buying the entire switch assembly, just replace the part!

Part No.	Code	Keyword
842-1020	B	16



VOLTAGE REGULATORS



Please See Pages 938-946 For Applications

TERMS & INDEX
NEW
HELMETS
HELMET ACCESSORIES
APPAREL
ACCESSORIES
TRACKS & SUSPENSION
STEERING
TRANS MISSION
PLOW & WINCH
WIND SHIELDS
BRAKES & CARB.
ENGINE PARTS
ELECTRICAL
TRAILER
CHEMICALS
TECH & TOOLS
P.O.P



Part No. Code Keyword
85-01004 C 16B



Part No. Code Keyword
85-01007 B 16B



Part No. Code Keyword
85-21005 B 16B



Part No. Code Keyword
851-1017 B 16



Part No. Code Keyword
851-1018 B 16



Part No. Code Keyword
851-1019 B 16



Part No. Code Keyword
851-1021 B 16



Part No. Code Keyword
851-1022 B 16



Part No. Code Keyword
851-1023 B 16



Part No. Code Keyword
852-1001 B 16



Part No. Code Keyword
852-1002 C 16



Part No. Code Keyword
852-1003 B 16



Part No. Code Keyword
852-1010 B 16



Part No. Code Keyword
852-1011 B 16



Part No. Code Keyword
852-1012 B 16



Part No. Code Keyword
852-1013 B 16

VOLTAGE REGULATORS

Please See Pages 938-946 For Applications



Part No. Code Keyword
852-1014 B 16



Part No. Code Keyword
852-1015 B 16




Part No. Code Keyword
853-1000 B 16



Part No. Code Keyword
853-1002 B 16B



Part No. Code Keyword
853-1003 B 16B



Part No. Code Keyword
853-1004 B 16



Part No. Code Keyword
854-1000 C 16



Part No. Code Keyword
854-1001 B 16



Part No. Code Keyword
854-1002 B 16



Part No. Code Keyword
854-1003 B 16



Part No. Code Keyword
854-1004 B 16

VOLTAGE REGULATORS

CODE = B

KEYWORD = 16



See Pages 936-937 for Images

CC	Model	Year	Notes	Part No.	CC	Model	Year	Notes	Part No.
Arctic Cat™					Arctic Cat™				
119cc	Z120	2000-2001		851-1018	529cc	El Tigre 6000	1986-1989		851-1018
119cc	ZR120	2002-2005		851-1018	529cc	El Tigre EXT	1989-1991		851-1018
339cc	Bearcat 340	1995-2000		851-1018	529cc	El Tigre EXT Mountain Cat	1989-1991		851-1018
339cc	Cheetah 340	1994		851-1018	550cc	Bearcat 550	1995-1996		851-1018
339cc	Jag 340	1987-1999		851-1018	550cc	Bearcat Widetrack	1996-1998		851-1018
339cc	Jag 340 Deluxe	1989-1991		851-1018	550cc	Bearcat Widetrack	1999-2002		851-1017
339cc	Jag 340 Deluxe	1998-1999		851-1017	550cc	Cheetah 550	1994		851-1018
339cc	Jag 340 Mountain Cat	1990-1991		851-1018	550cc	Cougar 550	1995-1998		851-1018
339cc	Lynx	1991-1993		851-1018	550cc	Cougar Deluxe 550	1998		851-1018
339cc	Lynx Deluxe	1991-1993		851-1018	550cc	Cougar Mountain Cat	1995-1998		851-1018
339cc	Lynx Mountain Cat	1992-1993		851-1018	550cc	EXT 550	1992-1996		851-1018
339cc	Panther 340	1998-2000		851-1018	550cc	Pantera 550	2002-2005		851-1017
339cc	Puma	1994-1997		851-1018	550cc	Pantera 550	1993-1994		851-1018
339cc	Puma 2-Up	1994-1997		851-1018	550cc	Panther 550	1997		851-1018
339cc	Puma Deluxe	1994-1997		851-1018	550cc	Panther 550	1998-2001		851-1017
367cc	Panther 370	2001-2006		851-1018	550cc	Prowler	1995		851-1018
367cc	Panther 370	2007-2008		851-1017	550cc	ZL550	2001-2003		851-1018
367cc	Z370	1999-2007		851-1018	550cc	ZL550 ESR	2000-2003		851-1017
367cc	Z370 ES	2000-2002		851-1017	565cc	Bearcat 2000	2015		851-1023
367cc	Z370 ESR	2003		851-1017	565cc	Bearcat 2000 LT	2017-2018		851-1023
367cc	Z370 LX	2004-2007		851-1017	565cc	Bearcat 2000 XT	2015-2017		851-1023
431cc	Bearcat 440	1995-2000		851-1018	565cc	Bearcat 2000 XTE	2015-2016		851-1021
431cc	Cheetah 440	1994		851-1018	565cc	Bearcat 570	2009-2010		851-1021
431cc	Cheetah Touring	1991		851-1018	565cc	Bearcat 570	2011-2014		851-1023
431cc	Cougar 440	1991-1994		851-1018	565cc	Bearcat 570 LTD	2011		851-1023
431cc	Cougar 440	1993-1994		851-1018	565cc	Bearcat 570 XT	2009-2014		851-1023
431cc	El Tigre 5000	1987-1988		851-1018	565cc	Bearcat 570 XT LTD	2011		851-1023
431cc	Jag 440	1986-1988		851-1018	565cc	Bearcat 570 XTE	2014		851-1021
431cc	Jag 440	1992-1999		851-1018	565cc	F570	2008-2014		851-1023
431cc	Jag 440 AFS	1989-1993		851-1018	565cc	Lynx 2000	2015-2020		851-1023
431cc	Jag 440 AFS Deluxe	1990-1991		851-1018	565cc	Lynx 2000 LT	2015-2020		851-1023
431cc	Jag 440 AFS Long Track	1990-1991		851-1018	565cc	T570	2008-2014		851-1023
431cc	Jag 440 AFS Special	1991		851-1018	580cc	EXT 580 EFI	1993-1998		851-1018
431cc	Jag 440 Deluxe	1992-1998		851-1018	580cc	EXT 580 EFI Deluxe	1996-1998		851-1018
431cc	Jag 440 Deluxe	1997-1998		851-1018	580cc	EXT 580 EFI Mountain Cat	1993-1996		851-1018
431cc	Jag 440 Deluxe	1999		851-1017	580cc	EXT 580 Mountain Cat	1993-1994		851-1018
431cc	Jag 440 Liquid	1996		851-1018	580cc	EXT 580 Powder Special	1995-1996		851-1018
431cc	Jag 440 Special	1992		851-1018	580cc	EXT 580Z	1993		851-1018
431cc	Jag 440Z	1993-1994		851-1018	580cc	Pantera 580	1995-1996		851-1018
431cc	Pantera 440	1986-1992		851-1018	580cc	Pantera 580 EFI	1999-2001		851-1017
431cc	Panther	1986-1993		851-1018	580cc	Powder Special 580	1997		851-1018
431cc	Panther 440	2001	With Electric Start	851-1017	580cc	Powder Special 580 EFI	1997		851-1018
431cc	Panther 440	2001	With Manual Start	851-1018	580cc	ZL580 EFI ESR	2000		851-1017
431cc	Panther 440	2002		851-1018	580cc	ZR580	1993-1997		851-1018
431cc	Panther 440	1997		851-1018	594cc	ZRT600	1995-1997		851-1018
431cc	Panther 440	1998-2000		851-1017	594cc	ZRT600	1998	2-Wire	851-1018
431cc	Panther Deluxe	1991-1996		851-1018	594cc	ZRT600	1998	3-Wire	851-1017
431cc	Panther LC	1996		851-1018	594cc	ZRT600	1999-2002		851-1018
431cc	Panther Mountain Cat	1990-1991		851-1018	594cc	ZRT600 LE	2001		851-1018
431cc	Prowler	1990-1994		851-1018	599cc	EXT 600	1997		851-1018
431cc	Prowler 2-Up	1991-1995		851-1018	599cc	EXT 600 Touring	1998		851-1017
431cc	Prowler Mountain Cat	1991-1992		851-1018	599cc	EXT 600 Triple	1998		851-1018
431cc	Prowler Special	1991-1992		851-1018	599cc	EXT 600 Triple	1998		851-1017
431cc	Super Jag	1987-1992		851-1018	599cc	M6000	2015-2016		851-1024
431cc	Z440	1995-2002		851-1018	599cc	M6000 ES	2015-2016		851-1024
431cc	Z440 ES	2000-2002		851-1017	599cc	M6000 LTD	2016		851-1024
431cc	Z440 ESR	2003		851-1017	599cc	M6000 LTD ES	2016		851-1021
431cc	Z440 LX	2004-2006		851-1017	599cc	M6000 SE ES	2017		851-1024
431cc	Z440 Sno Pro	1999-2003		851-1018	599cc	M6000 Sno Pro	2014-2017		851-1024
431cc	ZL440	1997-2000		851-1018	599cc	M6000 Sno Pro ES	2016-2017		851-1024
431cc	ZR440	1993-1998		851-1018	599cc	Mountain Cat 600 VEV	2001		851-1018
431cc	ZR440 Sno Pro	1998-2000		851-1018	599cc	Pantera 600 EFI	2002-2005		851-1017
499cc	500 Sno Pro	2010-2014		851-1021	599cc	Powder Extreme	1997-1998		851-1018
499cc	Cheetah Touring	1986-1990		851-1018	599cc	Powder Special 600	1998-2000		851-1018
499cc	Cougar 500	1985-1990		851-1018	599cc	Triple Touring 600	1999-2001		851-1017
499cc	Cougar Mountain Cat	1989-1990		851-1018	599cc	XF6000 Cross Country	2015		851-1024
499cc	Mountain Cat 500	2002		851-1018	599cc	XF6000 Cross Country LTD ES	2017		851-1024
499cc	Powder Special 500	1999-2000		851-1018	599cc	XF6000 Cross Tour	2015		851-1024
499cc	T500	2008-2009		851-1020	599cc	XF6000 Crosstrek ES	2017		851-1024
499cc	ZL500	2002		851-1018	599cc	XF6000 High Country	2016-2017		851-1024
499cc	ZL500	1998-2000		851-1018	599cc	XF6000 High Country LTD	2017		851-1024
499cc	ZL500 EFI	1999-2000		851-1018	599cc	XF6000 High Country LTD	2017		851-1024
499cc	ZR500	1998-2002		851-1018	599cc	XF6000 High Country	2015		851-1024
499cc	ZR500 CC	2002		851-1018	599cc	Sno Pro			851-1024
499cc	ZR500 EFI	1999-2000		851-1018					
499cc	ZR500 EFI LE	1999		851-1018					
499cc	ZR500 LE	1999		851-1018					
529cc	Cheetah L/C	1986-1988		851-1018					

VOLTAGE REGULATORS

See Pages 936-937 for Images

CODE = B

KEYWORD = 16



CC	Model	Year	Notes	Part No.
Arctic Cat™				
599cc	XF6000 LXR	2015		851-1024
599cc	XF6000 Sno Pro ES	2015		851-1024
599cc	XF6000 Sno Pro LTD ES	2015		851-1024
599cc	ZL600	1999-2000		851-1018
599cc	ZL600 EFI	1999-2000		851-1018
599cc	ZR600	1998-2002		851-1018
599cc	ZR600 Blair Morgan	2000		851-1018
599cc	ZR600 EFI	1998-2000		851-1018
599cc	ZR600 EFI LE	1998-2000		851-1018
599cc	ZR600 EFI LE REV	2000		851-1018
599cc	ZR600 EFI LE XC	1998		851-1018
599cc	ZR600 LE	1999		851-1018
599cc	ZR600 VEV	2001		851-1018
599cc	ZR6000 El Tigre	2014		851-1024
599cc	ZR6000 El Tigre ES	2014-2017		851-1024
599cc	ZR6000 LTD ES	2016-2017		851-1024
599cc	ZR6000 LXR	2015		851-1024
599cc	ZR6000 LXR ES	2016-2017		851-1024
599cc	ZR6000 R SX	2017		851-1021
599cc	ZR6000 R XC	2015-2017		851-1024
599cc	ZR6000 RR ES	2017		851-1024
599cc	ZR6000 Sno Pro ES	2015-2017		851-1024
599cc	ZR6000 Sno Pro LTD ES	2015		851-1024
599cc	ZR6000 Sno Pro RR	2014-2015		851-1024
599cc	ZR6000 Sno Pro RR T.H.	2015		851-1024
650cc	Wildcat 650	1989-1990		851-1018
650cc	Wildcat 650 Mountain Cat	1989-1990		851-1018
698cc	Powder Special 700	1999-2000		851-1018
698cc	Wildcat 700	1991-1996		851-1018
698cc	Wildcat 700 EFI	1991-1996		851-1018
698cc	Wildcat Mountain Cat	1991-1996		851-1018
698cc	Wildcat Mountain Cat EFI	1991-1996		851-1018
698cc	Wildcat Touring	1995-1996		851-1018
698cc	ZL700	2000		851-1018
698cc	ZR700	1994-2000		851-1018
700cc	Bearcat 3000 LT	2016-2017		851-1019
700cc	Norseman 3000 ES	2018		851-1019
700cc	Pantera 3000	2016-2019		851-1019
700cc	ZR3000	2018-2019		851-1019
700cc	ZR3000 LXR	2017		851-1019
785cc	Pantera 800	1998-1999		851-1017
785cc	ZRT800	1995-1997		851-1018
785cc	ZRT800	1998	2-Wire	851-1018
785cc	ZRT800	1998	3-Wire	851-1017
785cc	ZRT800	1999		851-1018
794cc	CF8	2009-2011		851-1021
794cc	CFR 8	2009-2011		851-1021
794cc	F8 LXR	2011		851-1020
794cc	F8 LXR Sno Pro	2011		851-1020
794cc	F8 Sno Pro	2010-2011		851-1020
794cc	F8 Sno Pro EXT	2011		851-1020
794cc	F800 LXR	2012		851-1021
794cc	F800 LXR	2013		851-1020
794cc	F800 Sno Pro	2012-2013		851-1021
794cc	F800 Sno Pro LTD	2012		851-1021
794cc	F800 Sno Pro LTD	2013		851-1020
794cc	F800 Sno Pro RR	2013		851-1021
794cc	F800 THSE	2013		851-1021
794cc	M8	2009-2011		851-1021
794cc	M8 HCR	2009-2011		851-1021
794cc	M8 LE Sno Pro	2009-2010		851-1021
794cc	M8 Sno Pro	2009-2011		851-1021
794cc	M8 Sno Pro LTD	2011		851-1021
794cc	M800	2012-2013		851-1021
794cc	M800 HCR	2012-2013		851-1021
794cc	M800 Sno Pro	2012-2013		851-1021
794cc	M800 Sno Pro LTD	2012-2013		851-1021
794cc	M800 Sno Pro LTD ES	2013		851-1020
794cc	M8000	2014-2015		851-1021
794cc	M8000 Hardcore	2016-2017		851-1021
794cc	M8000 HCR	2014-2017		851-1021
794cc	M8000 Kincaid LTD	2015		851-1021
794cc	M8000 LTD	2016-2017		851-1021
794cc	M8000 LTD ES	2016-2017		851-1020
794cc	M8000 McClure LTD	2015		851-1021
794cc	M8000 Mountain Cat	2017		851-1021
794cc	M8000 Mountain Cat ES	2017		851-1020

CC	Model	Year	Notes	Part No.
Arctic Cat™				
794cc	M8000 SE	2016		851-1021
794cc	M8000 SE ES	2016-2017		851-1020
794cc	M8000 Sno Pro	2014-2017		851-1021
794cc	M8000 Sno Pro	2018		851-1024
794cc	M8000 Sno Pro ES	2016-2017		851-1020
794cc	M8000 Sno Pro LTD	2014-2015		851-1021
794cc	M8000 Sno Pro LTD ES	2014-2015		851-1020
794cc	XF800 Cross Tour	2013		851-1020
794cc	XF800 High Country	2012-2013		851-1021
794cc	XF800 High Country Sno Pro LTD	2013		851-1020
794cc	XF800 LXR	2012		851-1021
794cc	XF800 LXR	2013		851-1020
794cc	XF800 Sno Pro	2012-2013		851-1021
794cc	XF800 Sno Pro LTD	2012		851-1021
794cc	XF800 Sno Pro LTD	2013		851-1020
794cc	XF8000 Cross Country	2014		851-1021
794cc	XF8000 Cross Country ES	2017		851-1020
794cc	XF8000 Cross Country LTD	2015		851-1020
794cc	XF8000 Cross Country Sno Pro	2015		851-1021
794cc	XF8000 Cross Tour	2014-2015		851-1020
794cc	XF8000 Crosstrek ES	2016-2017		851-1020
794cc	XF8000 High Country	2017		851-1021
794cc	XF8000 High Country LTD	2015		851-1020
794cc	XF8000 High Country LTD ES	2016-2017		851-1020
794cc	XF8000 High Country Sno Pro	2014-2016		851-1021
794cc	XF8000 High Country Sno Pro LTD	2014		851-1020
794cc	XF8000 LXR	2014-2015		851-1020
794cc	XF8000 Sno Pro	2014-2015		851-1021
794cc	XF8000 Sno Pro LTD	2014-2015		851-1020
794cc	ZR8000 El Tigre ES	2017		851-1020
794cc	ZR8000 LTD ES	2016		851-1024
794cc	ZR8000 LTD ES ET	2016		851-1020
794cc	ZR8000 LXR	2014-2016		851-1020
794cc	ZR8000 LXR ES	2016-2017		851-1020
794cc	ZR8000 RR ES	2017		851-1020
794cc	ZR8000 Sno Pro	2014-2016		851-1021
794cc	ZR8000 Sno Pro ES	2017		851-1020
794cc	ZR8000 Sno Pro LTD	2014-2015		851-1020
794cc	ZR8000 Sno Pro LTD El Tigre ES	2015		851-1020
794cc	ZR8000 Sno Pro RR	2014-2016		851-1021
896cc	Thundercat	1993-1999		851-1018
896cc	Thundercat MC	1994-1999		851-1018
999cc	CFR1000	2009-2011		851-1021
999cc	M1000	2009		851-1021
999cc	M1000 Sno Pro	2009-2011		851-1021
1049cc	Bearcat 7000 XT	2016-2017		85-01004
1049cc	M7000 LTD	2016		85-01004
1049cc	M7000 Sno Pro	2015-2016		85-01004
1049cc	Pantera 7000	2015-2016		85-01004
1049cc	Pantera 7000 LTD	2015-2017		85-01004
1049cc	Pantera 7000 LTD XT	2016-2017		85-01004
1049cc	XF7000 Cross Country	2015		85-01004
1049cc	XF7000 Cross Tour	2014-2017		85-01004
1049cc	XF7000 Crosstrek	2016-2017		85-01004
1049cc	XF7000 High Country	2015-2016		85-01004
1049cc	XF7000 LXR	2014-2015		85-01004
1049cc	XF7000 Sno Pro	2014-2015		85-01004
1049cc	XF7000 Sno Pro CC	2014		85-01004
1049cc	XF7000 Sno Pro LTD	2014-2015		85-01004
1049cc	ZR7000 El Tigre	2016-2017		85-01004
1049cc	ZR7000 LTD	2016-2017		85-01004
1049cc	ZR7000 LXR	2014-2017		85-01004
1049cc	ZR7000 RR	2016		85-01004
1049cc	ZR7000 Sno Pro	2014-2017		85-01004
1049cc	ZR7000 Sno Pro LTD	2014-2016		85-01004
1049cc	ZR7000 Sno Pro RR	2015		85-01004
1056cc	Bearcat 5000 XT	2015		851-1019
1056cc	Bearcat 5000 XT GS	2015		851-1019
1056cc	Bearcat 5000 XT LTD	2015		851-1019

TERMS & INDEX

NEW

HELMETS

HELMET ACCESSORIES

APPAREL

ACCESSORIES

TRACKS & SUSPENSION

STEERING

TRANS MISSION

PLOW & WINCH

WIND SHIELDS

BRAKES & CARB.

ENGINE PARTS

ELECTRICAL

TRAILER

CHEMICALS

TECH & TOOLS

P.O.P

VOLTAGE REGULATORS

CODE = B

KEYWORD = 16



See Pages 936-937 for Images

CC	Model	Year	Notes	Part No.	CC	Model	Year	Notes	Part No.
Arctic Cat™					Lynx™				
1056cc	Bearcat Z1 XT	2010-2014		851-1019	553cc	Xtrim 550	2008-2009		852-1012
1056cc	Bearcat Z1 XT GS	2012-2014		851-1019	553cc	YETI 550	2008-2009		852-1012
1056cc	Bearcat Z1 XT LTD	2011-2014		851-1019	553cc	YETI 550	2011		852-1012
1056cc	F1100 LXR	2012-2013		851-1022	553cc	YETI 550 Pro	2008-2011		852-1012
1056cc	F1100 Sno Pro	2012-2013		851-1022	594cc	Adventure LX 600 ACE	2011-2019	HD Replacement 50A	852-1015
1056cc	F1100 Sno Pro LTD	2012-2013		851-1022	594cc	Adventure LX 600 ACE	2011-2019	Standard 35A	85-21005
1056cc	F1100 Turbo LXR	2012-2013		851-1022	594cc	Xtrim 600	2008		852-1002
1056cc	F1100 Turbo Sno Pro	2012-2013		851-1022	594cc	Xtrim 600 ACE	2012-2015	HD Replacement 50A	852-1015
1056cc	F1100 Turbo Sno Pro LTD	2012-2013		851-1022	594cc	Xtrim 600 ACE	2012-2015	Standard 35A	85-21005
1056cc	F1100 Turbo Sno Pro RR	2013		851-1022	594cc	Xtrim 600 ACE	2018-2020	HD Replacement 50A	852-1015
1056cc	M1100	2012-2013		851-1022	594cc	Xtrim 600 ACE	2018-2020	Standard 35A	85-21005
1056cc	M1100 Sno Pro	2012		851-1022	594cc	Xtrim Commander 600	2010		852-1002
1056cc	M1100 Sno Pro	2012		851-1022	594cc	YETI 600	2008		852-1001
	Anniversary				594cc	YETI 600 HO TUV SDI	2006-2008		852-1002
1056cc	M1100 Sno Pro LTD	2012		851-1022	597cc	Rave 600	2007		852-1001
1056cc	M1100 Turbo	2012-2013		851-1022	597cc	Rave 600	2008		852-1002
1056cc	M1100 Turbo HCR	2012-2013		851-1022	597cc	Rave 600	2010-2012		852-1003
1056cc	M1100 Turbo Sno Pro	2012-2013		851-1022	597cc	Rave 600 ACE	2012-2015	HD Replacement 50A	852-1015
1056cc	M1100 Turbo Sno Pro	2012		851-1022	597cc	Rave 600 ACE	2012-2015	Standard 35A	85-21005
	Anniversary				600cc	Rave (4-Stroke)	2016-2017	HD Replacement 50A	852-1015
1056cc	M1100 Turbo Sno Pro LTD	2012-2013		851-1022	600cc	Rave (4-Stroke)	2016-2017	Standard 35A	85-21005
1056cc	M9000	2014		851-1022	600cc	Rave RS (2-Stroke)	2016		852-1003
1056cc	M9000 HCR	2014-2015		851-1022	600cc	Rave RS Racing	2017		852-1003
1056cc	M9000 LTD	2016		851-1022	600cc	Xtrim STD (4-Stroke)	2016-2017	HD Replacement 50A	852-1015
1056cc	M9000 Sno Pro	2014		851-1022	600cc	Xtrim STD (4-Stroke)	2016-2017	Standard 35A	85-21005
1056cc	M9000 Sno Pro	2016		851-1022	799cc	Xtrim 800	2008		852-1001
1056cc	M9000 Sno Pro LTD	2014-2015		851-1022	799cc	Xtrim 800	2010		852-1003
1056cc	TZ1	2012-2014		851-1019	799cc	YETI V-800 Pro	2006-2012		852-1002
1056cc	TZ1 LXR	2012-2014		851-1019	899cc	Xterrain 900 ACE Turbo	2020		85-21005
1056cc	TZ1 LXR LTD	2011		851-1019	899cc	Xtrim 900 ACE	2020		85-21005
1056cc	TZ1 Touring	2010-2011		851-1019	Polaris™				
1056cc	TZ1 Turbo LXR	2013		851-1019	339cc	340 Classic	2004-2006		854-1004
1056cc	TZ1 Turbo LXR LTD	2011-2012		851-1019	339cc	340 Edge	2003		854-1004
1056cc	XF1100 Cross Tour	2013		851-1022	339cc	340 Edge Classic	2003		854-1004
1056cc	XF1100 LXR	2012-2013		851-1022	339cc	340 Edge LX	2007		854-1004
1056cc	XF1100 Sno Pro	2012-2013		851-1022	339cc	340 Edge Touring	2006-2007		854-1004
1056cc	XF1100 Sno Pro LTD	2012-2013		851-1022	339cc	340 Indy	2004		854-1003
1056cc	XF1100 Turbo Cross Tour	2013		851-1022	339cc	340 Touring	2005-2006		854-1004
1056cc	XF1100 Turbo LXR	2012-2013		851-1022	339cc	340 Transport	2008	2-Wire	854-1003
1056cc	XF1100 Turbo Sno Pro	2012-2013		851-1022	339cc	Lite	1992		854-1002
1056cc	XF1100 Turbo Sno Pro LTD	2012-2013		851-1022	339cc	Lite	1994-1998		854-1002
1056cc	XF9000 Cross Country LTD	2015		851-1022	339cc	Lite Deluxe	1992		854-1002
1056cc	XF9000 Cross Country LTD	2017		85-01004	339cc	Lite Deluxe	1994-1998		854-1002
1056cc	XF9000 Cross Tour	2014-2015		851-1022	339cc	Lite GT	1992-1997		854-1002
1056cc	XF9000 Crosstrek	2016		851-1022	339cc	Lite Touring	1998		854-1002
1056cc	XF9000 Crosstrek	2017		85-01004	398cc	400	1991		854-1002
1056cc	XF9000 High Country	2014		851-1022	400cc	XC 400	1991		854-1002
1056cc	XF9000 High Country LTD	2014-2016		851-1022	432cc	440	1992		854-1002
1056cc	XF9000 High Country LTD	2017		85-01004	432cc	440 Indy	1998		854-1002
1056cc	XF9000 LXR	2014-2015		851-1022	432cc	440 L/C	1993-1997		854-1002
1056cc	XF9000 Sno Pro	2014-2015		851-1022	432cc	440 SKS	1993-1994		854-1002
1056cc	XF9000 Sno Pro CC	2014		851-1022	432cc	Sport	1992		854-1002
1056cc	XF9000 Sno Pro LTD	2014-2015		851-1022	432cc	Sport	1994-1999		854-1002
1056cc	Z1 1100 EFI	2010		851-1019	432cc	Sport GT	1992		854-1002
1056cc	Z1 1100 EFI LXR	2010		851-1019	432cc	Sport SKS	1994		854-1002
1056cc	Z1 Bearcat XT	2010		851-1019	432cc	Sport Touring	1995		854-1002
1056cc	Z1 LXR	2011		851-1019	432cc	Sport Touring	1997-1999		854-1002
1056cc	Z1 Sno Pro	2011		851-1019	432cc	Tran Sport	1996-1999		854-1002
1056cc	Z1 Turbo	2010		851-1019	438cc	440 IQ	2005-2007		854-1003
1056cc	Z1 Turbo EXT	2010-2011		851-1019	438cc	440 Pro X	2001-2003		854-1003
1056cc	Z1 Turbo LXR	2010-2011		851-1019	438cc	440 Pro XR	2004		854-1003
1056cc	Z1 Turbo LXR LE	2010		851-1019	438cc	440 XCP SP	2000-2001		854-1003
1056cc	Z1 Turbo LXR LTD	2011		851-1019	438cc	440 XCR	1992-1994		854-1002
1056cc	Z1 Turbo Sno Pro	2010-2011		851-1019	438cc	440 XCR	1997-1999		854-1002
1056cc	ZR5000 LXR	2014-2017		851-1022	438cc	440 XCR SP	1999		854-1002
1056cc	ZR9000 El Tigre	2015		851-1022	438cc	XCF	1997-1999		854-1002
1056cc	ZR9000 LTD	2016		851-1022	438cc	XCF Special	1999		854-1002
1056cc	ZR9000 LTD	2017		85-01004	438cc	XCR 440 SP	1996		854-1002
1056cc	ZR9000 LTD ET	2016		851-1022	488cc	500	1992		854-1002
1056cc	ZR9000 LXR	2014-2016		851-1022	488cc	500 Carb	1995		854-1002
1056cc	ZR9000 LXR	2017		85-01004	488cc	500 Classic	2002-2006	3-Wire	854-1004
1056cc	ZR9000 RR	2016		851-1022	488cc	500 Classic	1997-2001		854-1002
1056cc	ZR9000 RR	2017		85-01004	488cc	500 Classic Touring	2002-2003	3-Wire	854-1004
1056cc	ZR9000 Sno Pro	2014-2016		851-1022	488cc	500 Classic Touring	1997-2001		854-1002
1056cc	ZR9000 Sno Pro	2017		85-01004	488cc	500 Edge	2003-2004	2-Wire	854-1003
1056cc	ZR9000 Sno Pro LTD	2014-2015		851-1022	488cc	500 EFI	1993-1997		854-1002
1056cc	ZR9000 Sno Pro RR	2014-2015		851-1022	488cc	500 EFI RMK	1996		854-1002
1056cc	ZR9000 Thundercat	2017		85-01004	488cc	500 EFI SKS	1993-1996		854-1002
					488cc	500 Indy	2001-2002		854-1003

VOLTAGE REGULATORS

See Pages 936-937 for Images

CODE = B

KEYWORD = 16



CC	Model	Year	Notes	Part No.
Polaris™				
488cc	500 Indy	2005-2006		854-1003
488cc	500 Indy	1997-2000		854-1002
488cc	500 RMK	1997-2002		854-1002
488cc	500 SKS	1992		854-1002
488cc	500 SKS	1995-1997		854-1002
488cc	500 SP	1992		854-1002
488cc	500 SP EFI	1992		854-1002
488cc	500 SPX	1992		854-1002
488cc	500 XC	2001-2002		854-1003
488cc	500 XC	1999-2000		854-1002
488cc	500 XC Edge	2003		854-1003
488cc	500 XC Edge F/O	2003	With Electric Start	854-1004
488cc	500 XC Edge F/O	2003	With Manual Start	854-1003
488cc	500 XC SP	2000-2002		854-1003
488cc	500 XC SP	1999		854-1002
488cc	500 XC SP F/O	2002		854-1004
488cc	Classic	1992-1998		854-1002
488cc	Classic Touring	1993-1994		854-1002
488cc	Classic Touring	1996-2000		854-1002
488cc	Supersport	1994-1998		854-1002
488cc	Trail	1992-1999		854-1002
488cc	Trail Deluxe	1992-1995		854-1002
488cc	Trail RMK	1997-1998		854-1002
488cc	Trail Touring	1996-1999		854-1002
488cc	Widetrak	1991-1993		854-1002
488cc	Widetrak GT	1994-1997		854-1002
488cc	Widetrak LX	1994-2002		854-1002
488cc	Widetrak LX	2003-2015		854-1004
500cc	500 XC SP Edge	2003-2006	With Electric Start	854-1004
500cc	500 XC SP Edge	2003-2007	With Manual Start	854-1003
500cc	500 XC SP Edge F/O	2003		854-1004
544cc	550 Classic	2002-2006		854-1004
544cc	550 IQ LXT	2011-2013		854-1004
544cc	550 IQ Shift	2009-2013	3-Wire	854-1004
544cc	550 LX	2007-2008		854-1004
544cc	550 Pro EX Fan	2004		854-1003
544cc	550 Shift	2011-2013		854-1004
544cc	Sport Touring	2000-2001		854-1002
544cc	Sport Touring	2002-2004		854-1003
544cc	Sport Touring ES	2001		854-1002
544cc	Sport Touring ES	2002	2-Wire	854-1003
544cc	Sport Touring ES	2002	3-Wire	854-1004
544cc	Supersport	1999-2000		854-1002
544cc	Supersport	2001-2002		854-1003
544cc	Supersport	2003-2006	With Electric Start	854-1004
544cc	Supersport	2003-2006	With Manual Start	854-1003
544cc	Supersport	2007-2008	2-Wire	854-1003
544cc	Trail RMK	2000-2003		854-1002
544cc	Trail RMK	2004-2006	With Electric Start	854-1004
544cc	Trail RMK	2004-2006	With Manual Start	854-1003
544cc	Trail RMK	2007-2008		854-1003
544cc	Trail RMK	2009-2010	With Electric Start	854-1004
544cc	Trail RMK	2009-2010	With Manual Start	854-1003
544cc	Trail Touring	2000		854-1002
544cc	Trail Touring	2002-2004		854-1004
544cc	Trail Touring	2005-2006	With Electric Start	854-1004
544cc	Trail Touring	2005-2006	With Manual Start	854-1003
544cc	Trail Touring	2007-2010		854-1004
599cc	600 Classic	2001-2006		854-1004
599cc	600 Classic Touring	2001		854-1002
599cc	600 Classic Touring	2002-2004		854-1004
599cc	600 Dragon SP	2009		854-1001
599cc	600 Dragon Switchback	2008-2010		854-1001
599cc	600 Edge Touring	2005-2006		854-1004
599cc	600 Indy	2013-2018		854-1000
599cc	600 Indy ES	2014		854-1000
599cc	600 Indy ES	2020		854-1000
599cc	600 Indy SP	2014-2018		854-1000
599cc	600 Indy SP Ltd.	2016		854-1000
599cc	600 Indy Voyageur	2014-2016		854-1000
599cc	600 IQ	2007		854-1001
599cc	600 IQ	2009		854-1001
599cc	600 IQ CFI	2007		854-1001
599cc	600 IQ Dragon	2008-2009		854-1001
599cc	600 IQ LX	2007-2008		854-1001
599cc	600 IQ LXT	2011-2015		854-1001
599cc	600 IQ Racer	2010-2016		854-1003
599cc	600 IQ Shift	2010-2012		854-1001

CC	Model	Year	Notes	Part No.
Polaris™				
599cc	600 IQ Touring	2007-2010		854-1001
599cc	600 Pro Ride Rush	2010	3-Wire	854-1004
599cc	600 Pro RMK	2012		854-1004
599cc	600 Pro RMK	2013-2015		854-1000
599cc	600 Pro RMK ES	2012		854-1004
599cc	600 Pro X	2001-2004		854-1003
599cc	600 RMK	2002-2003		854-1003
599cc	600 RMK	2004-2005	With Electric Start	854-1004
599cc	600 RMK	2004-2005	With Manual Start	854-1003
599cc	600 RMK	2010-2011		854-1001
599cc	600 RMK	2012	3-Wire	854-1004
599cc	600 RMK	2013-2016		854-1000
599cc	600 RMK	1999-2001		854-1002
599cc	600 RMK 155	2008		854-1001
599cc	600 RMK ES	2010-2011		854-1001
599cc	600 RMK ES	2012	3-Wire	854-1004
599cc	600 RMK Shift	2009	3-Wire	854-1004
599cc	600 Rush	2011-2012	3-Wire	854-1004
599cc	600 Rush	2013		854-1000
599cc	600 Rush Pro-R	2011-2012	3-Wire	854-1004
599cc	600 Rush Pro-R	2013-2014		854-1000
599cc	600 Shift	2011		854-1001
599cc	600 Switchback	2004-2005	With Electric Start	854-1004
599cc	600 Switchback	2004-2005	With Manual Start	854-1003
599cc	600 Switchback	2007-2011		854-1001
599cc	600 Switchback Adventure	2012	3-Wire	854-1004
599cc	600 Switchback Adventure	2013-2014		854-1000
599cc	600 Switchback Assault	2014-2016		854-1000
599cc	600 Switchback ES	2012	3-Wire	854-1004
599cc	600 Switchback ES	2013-2014		854-1000
599cc	600 Switchback Pro-R	2012	3-Wire	854-1004
599cc	600 Switchback Pro-R	2013-2014		854-1000
599cc	600 Touring	2000		854-1002
599cc	600 Triumph	2000		854-1002
599cc	600 Voyageur	2014		854-1000
599cc	600 XC	1996-1999		854-1002
599cc	600 XC Deluxe	2000		854-1002
599cc	600 XC Edge	2003	With Electric Start	854-1004
599cc	600 XC Edge	2003	With Manual Start	854-1003
599cc	600 XC SP	1999		854-1002
599cc	600 XC SP	2000-2002		854-1003
599cc	600 XC SP	2003-2004	With Electric Start	854-1004
599cc	600 XC SP	2003-2004	With Manual Start	854-1003
599cc	600 XC SP	2005	2-Wire	854-1003
599cc	600 XC SP	2005	3-Wire	854-1004
599cc	600 XC SP Edge	2000		854-1002
599cc	600 XC SP F/O	2002-2003	With Electric Start	854-1004
599cc	600 XC SP F/O	2002-2003	With Manual Start	854-1003
599cc	600 XCR	1994-1997		854-1002
599cc	600 XCR SE	1997		854-1002
599cc	600 XCR XP	1996		854-1002
599cc	XLT	1993-1997		854-1002
599cc	XLT Classic	1998-1999		854-1002
599cc	XLT LTD	1997-1998		854-1002
599cc	XLT LTD SP	1997		854-1002
599cc	XLT RMK	1995-1997		854-1002
599cc	XLT SKS	1993		854-1002
599cc	XLT SKS	1995-1997		854-1002
599cc	XLT SP	1992-1999		854-1002
599cc	XLT SP LT	1995		854-1002
599cc	XLT SP XTRA	1994		854-1002
599cc	XLT Touring	1995-1999		854-1002
648cc	RXL	1993-1997		854-1002
648cc	RXL SKS	1993		854-1002
648cc	RXL Touring	1994-1995		854-1002
650cc	650	1992		854-1002
650cc	650 RXL	1992		854-1002
650cc	650 RXL SKS	1992		854-1002
679cc	Ultra	1997-1998		854-1002
679cc	Ultra RMK	1996		854-1002
679cc	Ultra SKS	1996		854-1002
679cc	Ultra SP	1996-1997		854-1002
679cc	Ultra SPX	1997		854-1002
679cc	Ultra SPX SE	1997		854-1002
679cc	Ultra Touring	1997-1998		854-1002
700cc	700 Classic	2001		854-1002
700cc	700 Classic	2002-2005		854-1004
700cc	700 Classic Touring	2003-2004		854-1004

TERMS & INDEX
NEW
HELMETS
HELMET ACCESSORIES
APPAREL
ACCESSORIES
TRACKS & SUSPENSION
STEERING
TRANS MISSION
PLOW & WINCH
WIND SHIELDS
BRAKES & CARB.
ENGINE PARTS
ELECTRICAL
TRAILER
CHEMICALS
TECH & TOOLS
P.O.P

VOLTAGE REGULATORS

CODE = B

KEYWORD = 16



See Pages 936-937 for Images

CC	Model	Year	Notes	Part No.
Polaris™				
700cc	700 Dragon IQ	2008		854-1001
700cc	700 Dragon Switchback	2008		854-1001
700cc	700 Edge RMK	2003	2-Wire	854-1003
700cc	700 IQ	2008		854-1001
700cc	700 Pro X	2003-2004		854-1003
700cc	700 RMK	1997-2001		854-1002
700cc	700 RMK	2002	2-Wire	854-1003
700cc	700 RMK	2003-2005	With Electric Start	854-1004
700cc	700 RMK	2003-2005	With Manual Start	854-1003
700cc	700 RMK	2009-2010		854-1001
700cc	700 RMK F/O	2002	2-Wire	854-1003
700cc	700 SKS	1997		854-1002
700cc	700 SKS	1999-2002		854-1002
700cc	700 SKS	2003	With Electric Start	854-1004
700cc	700 SKS	2003	With Manual Start	854-1003
700cc	700 Switchback	2004	With Electric Start	854-1004
700cc	700 Switchback	2004	With Manual Start	854-1003
700cc	700 Switchback	2008		854-1001
700cc	700 XC	1997-1999		854-1002
700cc	700 XC Edge	2003-2004	With Electric Start	854-1004
700cc	700 XC Edge	2003-2004	With Manual Start	854-1003
700cc	700 XC SP	1999-2000		854-1002
700cc	700 XC SP	2001		854-1003
700cc	700 XC SP	2002-2005	With Electric Start	854-1004
700cc	700 XC SP	2002-2005	With Manual Start	854-1003
700cc	700 XCR	1999		854-1002
700cc	Dragon	2007		854-1001
750cc	Trail Touring DLX	2009-2010		854-1004
794cc	800 Assault RMK	2009-2010		854-1001
794cc	800 Classic	2004		854-1004
794cc	800 Classic Touring	2003-2004		854-1004
794cc	800 Dragon	2009		854-1001
794cc	800 Dragon IQ	2010		854-1001
794cc	800 Dragon RMK	2009-2010		854-1001
794cc	800 Dragon SP	2009		854-1001
794cc	800 Dragon Switchback	2010		854-1001
794cc	800 Edge Touring	2005		854-1004
794cc	800 Indy SP	2014-2016		854-1000
794cc	800 IQ	2009-2010		854-1001
794cc	800 LE	2001		854-1003
794cc	800 Pro RMK	2011-2012	3-Wire	854-1004
794cc	800 Pro RMK	2013-2015		854-1000
794cc	800 Pro X	2003-2004		854-1003
794cc	800 Pro X2	2004		854-1003
794cc	800 RMK	2000-2001		854-1002
794cc	800 RMK	2002		854-1003
794cc	800 RMK	2003-2005	With Electric Start	854-1004
794cc	800 RMK	2003-2005	With Manual Start	854-1003
794cc	800 RMK	2009-2010		854-1001
794cc	800 RMK	2011-2012	3-Wire	854-1004
794cc	800 RMK	2013-2016		854-1000
794cc	800 RMK Assault	2013-2015		854-1000
794cc	800 Rush ES	2011-2012	3-Wire	854-1004
794cc	800 Rush ES	2013		854-1000
794cc	800 Rush Pro-R	2011-2012	3-Wire	854-1004
794cc	800 Rush Pro-R	2013-2014		854-1000
794cc	800 SKS	2003	With Electric Start	854-1004
794cc	800 SKS	2003	With Manual Start	854-1003
794cc	800 Switchback	2004-2005	With Electric Start	854-1004
794cc	800 Switchback	2004-2005	With Manual Start	854-1003
794cc	800 Switchback	2009		854-1001
794cc	800 Switchback	2010		854-1001
794cc	800 Switchback	2011-2012	3-Wire	854-1004
794cc	800 Switchback	2014		854-1000
	Adventure			
794cc	800 Switchback Assault	2013-2016		854-1000
794cc	800 Switchback ES	2012		854-1004
794cc	800 Switchback ES	2013-2014		854-1000
794cc	800 Switchback Pro-R	2012	3-Wire	854-1004
794cc	800 Switchback Pro-R	2013-2014		854-1000
794cc	800 XC Edge	2003-2004	With Electric Start	854-1004
794cc	800 XC Edge	2003-2004	With Manual Start	854-1003
794cc	800 XC SP	2001	2-Wire	854-1003
794cc	800 XC SP	2002-2005	With Electric Start	854-1004
794cc	800 XC SP	2002-2005	With Manual Start	854-1003
794cc	800 XCR	1999-2003		854-1002
794cc	Storm	1993		854-1002
794cc	Storm	1995-1998		854-1002

CC	Model	Year	Notes	Part No.
Polaris™				
794cc	Storm RMK	1996-1997		854-1002
794cc	Storm SE	1997		854-1002
794cc	Storm SKS	1993		854-1002
794cc	Storm SKS	1995-1996		854-1002
794cc	Storm SKS PDLTRK	1995		854-1002
All	Starlite	1992-1995		854-1002
All	Starlite GT	1993		854-1002
All	Supertrak	1992		854-1002
Ski-Doo™				
1004cc	Mach Z 1000 Adrenaline	2007		852-1002
1004cc	Mach Z 1000 SDI	2005-2006		852-1002
1004cc	Mach Z 1000 X	2007		852-1002
1004cc	Mach Z X	2007		852-1002
1004cc	MX Z 1000 SDI Renegade	2006-2007		852-1002
1004cc	Summit 1000 Highmark	2005-2007		852-1002
1004cc	Summit 1000 Highmark SDI	2007		852-1002
248cc	Citation	1985-1988	With Electric Start	852-1010
248cc	Citation	1985-1988	With Manual Start	852-1013
248cc	Elan 250	1988-1996		852-1013
248cc	Safari Citation	1989-1990	With Manual Start	852-1013
248cc	Safari Citation	1989-1990	With Electric Start	852-1010
248cc	Tundra	1987		852-1010
248cc	Tundra	1988-1992		852-1013
248cc	Tundra LT	1987		852-1010
248cc	Tundra LT	1988-1992		852-1013
269cc	Tundra	1993-1995		852-1013
269cc	Tundra II LT	1996-1998		852-1014
277cc	Skandic Tundra 300F	2006-2009	With Electric Start	852-1012
277cc	Tundra LT	1993-1995		852-1013
277cc	Tundra R	1998-2000		852-1014
277cc	Tundra R	2002-2005		852-1014
300cc	Freestyle 300F	2006		852-1012
300cc	Freestyle Session 300F	2007-2008	With Electric Start	852-1012
377cc	Formula Deluxe 380	1999-2001		852-1010
377cc	Formula S	1996-2000		852-1014
377cc	GSX 380F	2005-2006		852-1012
377cc	GTX 380F	2005-2006		852-1012
377cc	MX Z 380 F	2001		852-1010
377cc	Safari 377	1984-1986		852-1010
377cc	Safari 377	1987-1988	With Electric Start	852-1010
377cc	Safari 377	1987-1988	With Manual Start	852-1013
377cc	Safari L / LE / Deluxe / Sega / Scout	1989-1994	With Electric Start	852-1010
377cc	Safari L / LE / Deluxe / Sega / Scout	1989-1994	With Manual Start	852-1013
377cc	Skandic 380	1996-2000		852-1014
377cc	Skandic II 377	1992-1994		852-1013
377cc	Touring 380	2001		852-1010
377cc	Touring E	1996-2000		852-1010
443cc	MX Z 440	1995		852-1013
443cc	MX Z 440	1996-2000		852-1014
443cc	MX Z 440 F	2001		852-1014
443cc	MX Z 440 X LC	1997-1998		852-1014
443cc	MX Z 440 X LC	1999-2002		852-1011
443cc	MX Z 440 X Racing	2006-2007		852-1001
443cc	Nordik 50	1988-1991		852-1013
443cc	Safari	1984-1986		852-1010
443cc	Safari LX / LXE	1990-1991	With Electric Start	852-1010
443cc	Safari LX / LXE	1990-1991	With Manual Start	852-1013
443cc	Touring LE	1996-2000		852-1010
463cc	Everest	1983		852-1010
463cc	Formula MX	1988-1995		852-1013
463cc	Formula MXZ	1993		852-1013
463cc	Grand Touring 470	1995		852-1010
463cc	Safari GLX / LC / LCE	1990-1992	With Electric Start	852-1010
463cc	Safari GLX / LC / LCE	1990-1992	With Manual Start	852-1013
463cc	Summit 470	1994		852-1013
494cc	Alpine 500	1983-1987		852-1010
494cc	Alpine II	1983-1995		852-1010
494cc	Eacapade	1987-1988		852-1010
494cc	Formula Z 500	1999		852-1014
494cc	GSX 500F	2005-2006		852-1012
494cc	Legend 380F	2003		852-1001
494cc	Legend 500 Sport	2003		852-1001
494cc	Legend 500 SS	2004		852-1001
494cc	MX Z 500	2000-2002		852-1011
494cc	MX Z 500	2003		852-1001

TERMS & INDEX

NEW

HELMETS

HELMET ACCESSORIES

APPAREL

ACCESSORIES

TRACKS & SUSPENSION

STEERING

TRANS MISSION

PLOW & WINCH

WIND SHIELDS

BRAKES & CARB.

ENGINE PARTS

ELECTRICAL

TRAILER

CHEMICALS

TECH & TOOLS

P.O.P

VOLTAGE REGULATORS

See Pages 936-937 for Images

CODE = B

KEYWORD = 16



CC	Model	Year	Notes	Part No.
Ski-Doo™				
494cc	MX Z 500	1998-1999		852-1014
494cc	MX Z 500 F	2001		852-1014
494cc	MX Z 500SS Adrenaline	2004-2007		852-1001
494cc	MX Z 500SS Trail	2004-2007		852-1001
494cc	MX Z 500SS Trail	2008-2009		852-1003
494cc	Nordik 60	1988-1991		852-1013
494cc	Skandic Wide Track 500 LC	1997-2000		852-1010
494cc	Stratos	1987-1988	With Electric Start	852-1010
494cc	Stratos	1987-1988	With Manual Start	852-1013
494cc	Summit 500F Fan	2001		852-1014
497cc	Skandic 500	1996-2000		852-1014
497cc	Skandic 500F	2001-2002		852-1010
497cc	Skandic Super Wide Track 500	1997-2000		852-1010
497cc	Skandic Super Wide Track 500F	2001-2003		852-1010
497cc	Skandic Wide Track 500	1996-2002		852-1010
503cc	Formula 500	1997-2000		852-1014
503cc	Formula Deluxe 500	1997-2000		852-1010
503cc	Formula Deluxe 500 LC	1999-2000		852-1010
503cc	Formula SI	1996-1999		852-1014
503cc	Formula SLS	1996		852-1014
503cc	Grand Touring 500	2003		852-1001
503cc	Grand Touring 500	1996-1999		852-1010
503cc	Safari 503	1988	With Electric Start	852-1010
503cc	Safari 503	1988	With Manual Start	852-1013
503cc	Safari Cheyenne	1989-1991		852-1013
503cc	Safari Escapade	1989	With Electric Start	852-1010
503cc	Safari Escapade	1989	With Manual Start	852-1013
503cc	Safari RALLY E	1992-1994	With Electric Start	852-1010
503cc	Safari RALLY E	1992-1994	With Manual Start	852-1013
503cc	Safari Voyager	1989	With Electric Start	852-1010
503cc	Safari Voyager	1989	With Manual Start	852-1013
503cc	Skandic 500F	1987	With Electric Start	852-1010
503cc	Skandic 500F	1987	With Manual Start	852-1013
503cc	Skandic II 503	1993-1994		852-1013
503cc	Summit 500	1996-1999		852-1014
503cc	Summit 500SS Everest	2009		852-1003
503cc	Touring 500	2000-2001		852-1010
503cc	Touring SLE	1996-2000		852-1010
508cc	Alpine IV	1990		852-1010
521cc	Formula Plus	1988-1991	With Electric Start	852-1010
521cc	Formula Plus	1988-1991	With Manual Start	852-1013
550cc	Freestyle Backcountry 550F	2007-2009		852-1012
550cc	Freestyle Park 550F	2007-2008		852-1012
550cc	Freestyle Session 550F	2007		852-1012
550cc	Skandic Wide Track 550F	2008-2011		852-1012
553cc	Expedition 550F	2005-2006		852-1012
553cc	Expedition 550F Sport	2007-2008		852-1012
553cc	GSX 500SS Sport	2007-2008		852-1001
553cc	GSX 550F	2005-2009		852-1012
553cc	GTX 550F	2005-2009		852-1012
553cc	MX Z 550 F	2007-2008		852-1012
553cc	MX Z 550 X	2007-2009	With Electric Start	852-1012
553cc	MX Z 550SS TNT	2008-2009		852-1003
553cc	Skandic 550F SUV	2008-2010		852-1012
553cc	Skandic Super Wide Track 550F	2008		852-1012
553cc	Skandic Tundra 550F LT	2008-2009		852-1012
583cc	Formula 583	1997		852-1010
583cc	Formula Deluxe 583	1998-1999		852-1010
583cc	Formula Mach I	1989-1990		852-1013
583cc	Formula Plus	1992-1993	With Manual Start	852-1013
583cc	Formula Plus	1992-1993	With Electric Start	852-1010
583cc	Formula STX	1994-1995		852-1013
583cc	Formula STX	1996		852-1014
583cc	Formula Z 583	1994-1995		852-1013
583cc	Formula Z 583	1996-1999		852-1014
583cc	Grand Touring 580	1994-1996		852-1010
583cc	Grand Touring 583	1997-1999		852-1010
583cc	MX Z 583	1996-1998		852-1014
583cc	Summit 583	1994-1995		852-1013
583cc	Summit 583	1996-1998		852-1014
593cc	GSX 500SS	2004-2006		852-1001
594cc	MX Z 600 ACE Sport	2011-2018	HD Replacement 50A	852-1015

CC	Model	Year	Notes	Part No.
Ski-Doo™				
594cc	MX Z 600 ACE Sport	2011-2018	Standard 35A	85-21005
594cc	MX Z 600 Adrenaline HO	2003-2007		852-1001
594cc	MX Z 600 Adrenaline HO SDI	2005-2008		852-1002
594cc	MX Z 600 Blizzard HO SDI	2007		852-1002
594cc	MX Z 600 HO ZX	2003-2005		852-1001
594cc	MX Z 600 HO ZX SDI	2004		852-1001
594cc	MX Z 600 Renegade HO	2003-2004		852-1001
594cc	MX Z 600 Renegade SDI	2005		852-1001
594cc	MX Z 600 Renegade SDI	2006-2008		852-1002
594cc	MX Z 600 Renegade X	2004		852-1001
594cc	MX Z 600 Renegade X SDI	2005-2008		852-1002
594cc	MX Z 600 RS	2016-2017		852-1003
594cc	MX Z 600 Sport	2010-2020		852-1003
594cc	MX Z 600 Sport HO	2003		852-1001
594cc	MX Z 600 TNT	2010-2012		852-1003
594cc	MX Z 600 ZX	2001-2002		852-1011
594cc	MX Z REV 007 Bond Special ED	2003		852-1001
594cc	MX Z X 600 HO SDI	2006-2008		852-1002
594cc	MX Z X 600 RS	2009-2014		852-1003
594cc	MX Z X-RS 600 HO SDI	2007		852-1002
594cc	Renegade 600 ACE Sport	2016	HD Replacement 50A	852-1015
594cc	Renegade 600 ACE Sport	2016	Standard 35A	85-21005
597cc	Expedition 600 ACE Sport	2011-2014	HD Replacement 50A	852-1015
597cc	Expedition 600 ACE Sport	2011-2014	Standard 35A	85-21005
597cc	Expedition 600 ACE Sport	2016-2020	HD Replacement 50A	852-1015
597cc	Expedition 600 ACE Sport	2016-2020	Standard 35A	85-21005
597cc	Expedition 600 HO SDI	2005-2006		852-1002
597cc	Expedition TUV-600 HO SDI	2007-2010		852-1002
597cc	Expedition TUV-600 HO SDI REV-XU	2009		852-1002
597cc	Expedition TUV-600 HO SDI SE	2010		852-1002
597cc	Formula III 600	1996-1997		852-1014
597cc	Formula III 600	1998-1999		852-1011
597cc	Formula Z 600	2000		852-1011
597cc	Grand Touring 600	2003		852-1001
597cc	Grand Touring 600 ACE	2016-2020	HD Replacement 50A	852-1015
597cc	Grand Touring 600 ACE	2016-2020	Standard 35A	85-21005
597cc	Grand Touring 600 ACE Sport	2015	HD Replacement 50A	852-1015
597cc	Grand Touring 600 ACE Sport	2015	Standard 35A	85-21005
597cc	Grand Touring 600 SE	2003		852-1001
597cc	Grand Touring 600 Sport	2003		852-1001
597cc	Grand Touring 600 Sport XP	2010-2014		852-1003
597cc	GSX 500SS	2009		852-1003
597cc	GSX 600 HO	2004-2005		852-1001
597cc	GSX 600 HO SDI	2004-2006		852-1002
597cc	GSX 600 HO SDI LTD	2007-2008		852-1002
597cc	GSX 600 Sport	2010		852-1003
597cc	GSX 600 Sport HO SDI	2007		852-1002
597cc	GTX 500SS	2005-2006		852-1001
597cc	GTX 500SS Sport	2007-2008		852-1001
597cc	GTX 500SS Sport	2009		852-1003
597cc	GTX 600 HO	2005		852-1001
597cc	GTX 600 HO SDI	2005-2006		852-1002
597cc	GTX 600 HO SDI LTD	2007-2008		852-1002
597cc	GTX 600 Sport HO SDI	2007-2008		852-1002
597cc	Legend 600 HO SDI	2004		852-1002
597cc	Legend 600 SE	2003		852-1001
597cc	Legend 600 Sport	2003		852-1001
597cc	MX Z 600	1999-2002		852-1011
597cc	MX Z 600 Trail	2003		852-1001
597cc	MX Z 600 Trail HO	2004-2005		852-1001
597cc	Renegade 600 Sport Carb	2015-2020		852-1003
597cc	Skandic 600 SUV	2008		852-1002
597cc	Skandic Wide Track 600	2008-2010		852-1001
597cc	Summit 600	1999-2002		852-1011
597cc	Summit 600 HO	2003-2005		852-1001
597cc	Summit 600 HO Adrenaline	2006-2008		852-1002

TERMS & INDEX

NEW

HELMETS

HELMET ACCESSORIES

APPAREL

ACCESSORIES

TRACKS & SUSPENSION

STEERING

TRANS MISSION

PLOW & WINCH

WIND SHIELDS

BRAKES & CARB.

ENGINE PARTS

ELECTRICAL

TRAILER

CHEMICALS

TECH & TOOLS

P.O.P

VOLTAGE REGULATORS

CODE = B

KEYWORD = 16



See Pages 936-937 for Images

CC	Model	Year	Notes	Part No.	CC	Model	Year	Notes	Part No.
Ski-Doo™					Ski-Doo™				
597cc	Summit 600 Sport	2010-2020		852-1003	799cc	MX Z 800 Sport RER	2002		852-1001
600cc	MX Z 600 ACE TNT	2011-2012	HD Replacement 50A	852-1015	799cc	MX Z 800 Trail	2002		852-1011
600cc	MX Z 600 ACE TNT	2011-2012	Standard 35A	85-21005	799cc	MX Z 800 ZX	2001-2002		852-1011
600cc	Renegade 600 ACE Sport	2011-2015	HD Replacement 50A	852-1015	799cc	MX Z 800 ZX	2003		852-1001
600cc	Renegade 600 ACE Sport	2011-2015	Standard 35A	85-21005	799cc	MX Z 800R TNT E-TEC	2011		852-1003
600cc	Renegade 600 ACE Sport	2017-2020	HD Replacement 50A	852-1015	799cc	MX Z 800R TNT P-TEK	2011		852-1003
600cc	Renegade 600 ACE Sport	2017-2020	Standard 35A	85-21005	799cc	MX Z X 800	2007		852-1001
600cc	Skandic Tundra 600	2011	HD Replacement 50A	852-1015	799cc	MX Z X 800	2008-2009		852-1003
	ACE LT				799cc	MX Z X 800R P-TEC	2010		852-1003
600cc	Skandic Tundra 600	2011	Standard 35A	85-21005	799cc	MX Z X-RS 800	2007		852-1001
	ACE LT				799cc	MX Z X-RS 800R P-TEC	2010		852-1003
617cc	Formula Mach I	1991-1992		852-1013	799cc	Renegade 800R	2010-2011		852-1003
670cc	Formula Deluxe 670	1999		852-1010		Adrenaline P-TEK			
670cc	Formula Mach I	1993		852-1013	799cc	Renegade 800R	2010-2011		852-1003
670cc	Formula SS	1995		852-1013		Backcountry P-TEK			
670cc	Formula SS	1996		852-1014	799cc	Renegade 800R	2010		852-1003
670cc	Formula Z 670	1998-1999		852-1014		Backcountry X P-TEK			
670cc	Grand Touring 670 SE	1994-1996		852-1010	799cc	Renegade 800R SP P-TEK	2011		852-1003
670cc	Mach I	1994-1995		852-1013	799cc	Renegade 800R X P-TEK	2010		852-1003
670cc	Mach I	1996		852-1014	799cc	Skandic Super Wide	2007-2012		852-1002
670cc	MX Z 670	1996-1999		852-1014		Track V-800			
670cc	Summit 670	1995		852-1013	799cc	Skandic Tundra V-800	2007-2009		852-1001
670cc	Summit 670	1996-1999		852-1014	799cc	Summit 800	2000-2002		852-1011
698cc	Formula III 700	1998-2000		852-1011	799cc	Summit 800 Highmark	2000-2002		852-1011
698cc	Formula Z 700	2000		852-1011	799cc	Summit 800 Highmark	2003		852-1001
698cc	Grand Touring 700	2003		852-1001	799cc	Summit 800 Highmark X	2001-2002		852-1011
698cc	Grand Touring SE	1997		852-1010	799cc	Summit 800 HO	2005-2006		852-1001
698cc	Legend 700 SE	2003-2004		852-1001	799cc	Summit 800 HO	2003		852-1001
698cc	Legend 700 Sport	2003-2004		852-1001		Adrenaline			
698cc	Mach I	1997		852-1014	799cc	Summit 800 HO	2004		852-1011
698cc	Mach I	1998-1999		852-1011		Adrenaline			
698cc	Mach I R	1998-2000		852-1011	799cc	Summit 800 HO	2005-2006		852-1001
698cc	MX Z 700	2003		852-1001		Adrenaline			
698cc	MX Z 700	1999-2002		852-1011	799cc	Summit 800 HO	2003-2004		852-1001
698cc	MX Z 700 ZX	2001-2002		852-1011		Highmark			
698cc	Summit 700	1999-2002		852-1011	799cc	Summit 800 HO	2003-2004		852-1001
698cc	Summit 700 Highmark	2003		852-1001		Highmark Extreme			
698cc	Summit 700 HO	2003		852-1001	799cc	Summit 800 HO	2004		852-1001
	Adrenaline					Highmark X			
698cc	Summit 700 X	2003		852-1001	799cc	Summit 800 Sport	2002		852-1011
774cc	Mach Z	1994-1995		852-1013	799cc	Summit 800 Sport	2004		852-1001
774cc	Mach Z	1996		852-1014	799cc	Summit 800 Sport RER	2002		852-1011
774cc	Mach Z LT	1996		852-1014	799cc	Summit 800 Sport RER	2004		852-1001
796cc	Expedition TUV-800 4-TEC	2007-2009		852-1002	799cc	Summit 800 X	2001-2002		852-1011
796cc	Expedition V-800 Sport	2007-2008		852-1002	799cc	Summit 800 X	2003		852-1001
796cc	Formula III 800	1999		852-1011	799cc	Summit 800 X	2004		852-1011
796cc	Grand Touring 800 SE SDI	2003		852-1002	799cc	Summit 800R 50th	2009		852-1003
796cc	GSX 800 HO	2004-2006		852-1001		Anniversary			
796cc	GSX 800 HO LTD	2007		852-1001	799cc	Summit 800R Everest	2008		852-1003
796cc	GSX 800 LTD	2008		852-1003		P-TEK			
796cc	GTX 800 HO	2005-2006		852-1001	799cc	Summit 800R Everest	2008-2011		852-1003
796cc	GTX 800 HO LTD	2007		852-1001		P-TEK			
796cc	Legend 800 SDI	2004		852-1002	799cc	Summit 800R Hill Climb	2009-2010		852-1003
796cc	Legend 800 SE SDI	2003		852-1002	799cc	Summit 800R HO	2007		852-1001
796cc	Legend V-800 Touring	2007-2009		852-1001		Adrenaline			
796cc	Legend V-800 Trail	2007		852-1001	799cc	Summit 800R SP P-TEK	2011		852-1003
796cc	Mach Z	1997		852-1014	799cc	Summit 800R Sport P-TEK	2012-2016		852-1003
796cc	Mach Z	1999-2003		852-1011	799cc	Summit 800R X P-TEK	2007		852-1001
796cc	Mach Z 800 Tech Plus	2003		852-1011	799cc	Summit 800R X P-TEK	2008-2010		852-1003
796cc	Mach Z LT	1997		852-1014	799cc	Summit 800R X RS	2007		852-1001
796cc	Mach Z LT	1999		852-1011	899cc	Expedition 900 ACE Sport	2014-2020	HD Replacement 50A	852-1015
796cc	Mach Z LT R	1999		852-1011	899cc	Expedition 900 ACE Sport	2014-2020	Standard 35A	85-21005
796cc	Mach Z MHR	1999		852-1011	899cc	Grand Touring 900 ACE	2016-2018	HD Replacement 50A	852-1015
796cc	Mach Z R	1999-2000		852-1011	899cc	Grand Touring 900 ACE	2016-2018	Standard 35A	85-21005
799cc	MX Z 800	2000-2001		852-1011	899cc	Grand Touring 900 ACE LE	2014-2015	HD Replacement 50A	852-1015
799cc	MX Z 800 Adrenaline	2001-2002		852-1011	899cc	Grand Touring 900 ACE LE	2014-2015	Standard 35A	85-21005
799cc	MX Z 800 Adrenaline	2003-2007		852-1001	899cc	Grand Touring 900 ACE	2019	HD Replacement 50A	852-1015
799cc	MX Z 800 Adrenaline	2008-2010		852-1003		Sport			
799cc	MX Z 800 Blizzard	2007		852-1001	899cc	Grand Touring 900 ACE	2019	Standard 35A	85-21005
799cc	MX Z 800 HO ZX	2004-2006		852-1001		Sport			
799cc	MX Z 800 Renegade	2002		852-1011	899cc	Grand Touring 900 ACE	2019-2020	HD Replacement 50A	852-1015
799cc	MX Z 800 Renegade	2003-2007		852-1001		Sport			
799cc	MX Z 800 Renegade	2008-2009		852-1003	899cc	Grand Touring 900 ACE	2019-2020	Standard 35A	85-21005
799cc	MX Z 800 Renegade X	2004-2007		852-1001		Sport			
799cc	MX Z 800 Renegade X	2008-2009		852-1003	899cc	Grand Touring 900 ACE	2019-2020	Standard 35A	85-21005
799cc	MX Z 800 Sport	2002		852-1011		Sport			
799cc	MX Z 800 Sport	2003		852-1001	899cc	MX Z 900 ACE	2014-2015	HD Replacement 50A	852-1015

VOLTAGE REGULATORS

See Pages 936-937 for Images

CODE = B

KEYWORD = 16



CC	Model	Year	Notes	Part No.
Ski-Doo™				
899cc	MX Z 900 ACE	2014-2015	Standard 35A	85-21005
899cc	MX Z 900 ACE Blizzard	2016-2018	HD Replacement 50A	852-1015
899cc	MX Z 900 ACE Blizzard	2016-2018	Standard 35A	85-21005
899cc	MX Z 900 ACE TNT	2014-2018	HD Replacement 50A	852-1015
899cc	MX Z 900 ACE TNT	2014-2018	Standard 35A	85-21005
899cc	Renegade 900 ACE	2019	HD Replacement 50A	852-1015
899cc	Renegade 900 ACE	2019	Standard 35A	85-21005
899cc	Renegade 900 ACE	2020		85-21005
899cc	Renegade 900 ACE	2014-2019	HD Replacement 50A	852-1015
	Adrenaline			
899cc	Renegade 900 ACE	2014-2019	Standard 35A	85-21005
	Adrenaline			
899cc	Renegade 900 ACE	2019-2020	HD Replacement 50A	852-1015
	Adrenaline Turbo			
899cc	Renegade 900 ACE	2019-2020	Standard 35A	85-21005
	Adrenaline Turbo			
899cc	Renegade 900 ACE	2019-2020	HD Replacement 50A	852-1015
	Enduro Turbo			
899cc	Renegade 900 ACE	2019-2020	Standard 35A	85-21005
	Enduro Turbo			
899cc	Renegade 900 ACE X	2019-2020	HD Replacement 50A	852-1015
	Turbo			
899cc	Renegade 900 ACE X	2019-2020	Standard 35A	85-21005
	Turbo			
899cc	Renegade 900 ACE	2019-2020	HD Replacement 50A	852-1015
	X-RS Turbo			
899cc	Renegade 900 ACE	2019-2020	Standard 35A	85-21005
	X-RS Turbo			
900cc	GSX 900 ACE LE	2014-2015	HD Replacement 50A	852-1015
900cc	GSX 900 ACE LE	2014-2015	Standard 35A	85-21005
Yamaha™				
250cc	Bravo BR250	1982-1987		853-1002
250cc	Bravo BR250	1988-1993		853-1000
250cc	Bravo BR250T	2007-2011		853-1000
250cc	Bravo LT BR250T	1990-2000		853-1000
250cc	ET250	1978-1981		853-1002
290cc	Inviter CF300	1986-1988		853-1002
290cc	Inviter CF300	1989-1990		853-1000
295cc	ET300	1979-1980		853-1002
295cc	ET300 Enticer	1983-1984		853-1002
340cc	ET340	1978-1980		853-1002
340cc	ET340 Enticer	1982-1987		853-1002
340cc	ET340T Enticer	1982-1987		853-1002
340cc	ET340T Enticer	1988		853-1000
340cc	EX340	1978		853-1002
340cc	Excel EC340	1981-1983		853-1002
340cc	Excel III EC340	1984-1987		853-1002
340cc	Excel III EC340	1988		853-1000
410cc	Enticer LTR ET400TR	1988-1990		853-1000
440cc	EX440	1978-1981		853-1002
440cc	SRX440	1978-1981		853-1002
485cc	Phazer Deluxe PZ480E	1987		853-1002
485cc	Phazer Deluxe PZ480E	1988-1989		853-1000
485cc	Phazer Deluxe PZ500DX	2001		853-1004
485cc	Phazer E PZ480E	1985		853-1002
485cc	Phazer II LE PZ480E	1990-1991		853-1000
485cc	Phazer II PZ480	1990-1996		853-1000
485cc	Phazer II ST PZ480ST	1991		853-1004
485cc	Phazer Mountain Lite PZ500ML	2000-2001		853-1004
485cc	Phazer PZ480	1988-1989		853-1000
485cc	Phazer PZ500	2000-2001		853-1004
485cc	Phazer SE PZ480SE	1984		853-1002
485cc	Phazer SS PZ480	1997-1998		853-1000
485cc	Venture TR VT480TR	1996-1998		853-1004
485cc	Venture XL VT480	1996-1997		853-1004
494cc	SX500	2000-2001		853-1004
494cc	Venture 500 VT500	1997-2001		853-1004
494cc	Venture XL VT500XL	1999-2000		853-1004
494cc	VMax 500 Deluxe VX500DX	1999-2001		853-1004
494cc	VMax 500 DX VX500DX	1995-1996		853-1004
494cc	VMax 500 LE VX500LE	1995-1996		853-1004
494cc	VMax 500 SX VX500SXB	1999		853-1004
494cc	VMax 500 VX500	1995-1996		853-1004
494cc	VMax 500 VX500	1999-2000		853-1004

CC	Model	Year	Notes	Part No.
Yamaha™				
494cc	VMax 500 XT VX500XT	1996-1998		853-1004
494cc	VMax 500 XTC Deluxe VX500XTCD	1998		853-1004
494cc	VMax 500 XTC VX500XTC	1997-1998		853-1004
494cc	VMax 500 XTR VX500XTR	1998		853-1004
499cc	Phazer FX PZ50	2007-2008		85-01004
499cc	Phazer GT PZ50GT	2007-2013		85-01004
499cc	Phazer Mountain Lite PZ50MT	2007		85-01004
499cc	Phazer MTX PZ50MT	2008-2017		85-01004
499cc	Phazer PZ50	2007-2008		85-01004
499cc	Phazer RTX PZ50RT	2008-2017		85-01004
499cc	Phazer RTX PZ50RT	2008-2017		85-01004
499cc	Phazer TX PZ50XT	2014-2018		85-01004
499cc	Phazer Lite PZ50	2007-2013		85-01004
499cc	Venture Multi Purpose PZ50M	2013-2018		85-01004
535cc	EC540	1979-1980		853-1002
535cc	SRV SR540	1980-1987		853-1002
535cc	SRV SR540	1988-1991		853-1000
535cc	VK540	1988		853-1000
535cc	VK540 III VK540E	1989-2005		853-1000
535cc	VMX540 VMax	1983-1987		853-1002
535cc	XL-V XL540	1985-1990		853-1002
570cc	Exciter Deluxe EX570E	1988-1989		853-1000
570cc	Exciter EX570	1988-1990		853-1000
570cc	Exciter II LE EX570E	1991-1992		853-1000
570cc	Exciter LE EX570E	1990		853-1000
570cc	Exciter LE EX570EH	1990		853-1000
593cc	SX600	2000-2001		853-1004
593cc	Venture 600 VT60	2004-2006		85-01007
593cc	Venture 600 VT600	1999-2001		853-1004
593cc	VMax 600 Deluxe VX600DX	2000-2001		853-1004
593cc	VMax 600 Deluxe VX600DX	1995-1996		853-1004
593cc	VMax 600 Deluxe VX600ER	1999		853-1004
593cc	VMax 600 LE VX600E	1995-1996		853-1004
593cc	VMax 600 SX VX600SX	1997-1999		853-1004
593cc	VMax 600 SXS VX600SXS	1998		853-1004
593cc	VMax 600 VX600	1995-1996		853-1004
593cc	VMax 600 VX600	1999		853-1004
593cc	VMax 600 VX600ST	1995		853-1004
593cc	VMax 600 XT VX600XT	1996-1998		853-1004
593cc	VMax 600 XTC Deluxe VX600XTCD	1998		853-1004
593cc	VMax 600 XTC VX600XTC	1997-1998		853-1004
593cc	VMax 600 XTR VX600XTR	1998		853-1004
600cc	Mountain Max 600 MM600	2000-2001		853-1004
696cc	SX Venom ER SXV60ER	2004-2006		85-01007
696cc	SX Venom SXV60	2004-2006		85-01007
696cc	SX Viper ER SXV70ER	2003-2004		85-01007
696cc	SX Viper Mountain SXV70M	2003-2006		85-01007
696cc	SX Viper S SXV70	2004		85-01007
696cc	SX Viper SXV70	2003		85-01007
698cc	Mountain Max 700 MM700	1997-2001		853-1004
698cc	SX700	2000-2001		853-1004
698cc	Venture 700 VT70	2004		85-01007
698cc	Venture 700 VT700	1998-2001		853-1004
698cc	VMax 700 Deluxe VX700DX	2000		853-1004
698cc	VMax 700 Deluxe VX700DX	2001	8DG3 Models	853-1004
698cc	VMax 700 Deluxe VX700ER	1999		853-1004
698cc	VMax 700 SX VX700SXB	1997-1999		853-1004
698cc	VMax 700 SXS VX700SXS	1998		853-1004
698cc	VMax 700 VX700	1999-2000		853-1004
698cc	VMax 700 XT VX700XT	1998		853-1004
698cc	VMax 700 XTC Deluxe VX700XTCD	1998		853-1004

VOLTAGE REGULATORS

See Pages 936-937 for Images

CODE = B

KEYWORD = 16



CC	Model	Year	Notes	Part No.
Yamaha™				
698cc	VMax 700 XTC VX700XTC	1998		853-1004
698cc	VMax 700 XTP VX700XTCP	1998		853-1004
973cc	Nytro ER RS90NR	2006-2007		853-1003
973cc	Nytro RS90N	2006-2007		853-1003
973cc	RS Rage GT RSG90GT	2007		853-1003
973cc	RS Rage RSG90	2005-2007		853-1003
973cc	RS Vector ER RS90R	2005-2007		853-1003
973cc	RS Vector GT RS90GT	2006-2009		853-1003
973cc	RS Vector LT GT RS90LTGT	2009		853-1003
973cc	RS Vector LTX RS90LT	2008-2009		853-1003
973cc	RS Vector Mountain RS90M	2005-2007		853-1003
973cc	RS Vector Mountain SE RS90MS	2006-2007		853-1003
973cc	RS Vector RS90	2005-2008		853-1003
973cc	RS Venture GT RS90GT	2007-2008		853-1003
973cc	RS Venture RST90	2005-2018		853-1003
973cc	RS Viking Professional VK10	2006-2015		853-1003
973cc	VK Professional II	2016-2018		85-01004
973cc	VK Professional II	2020		85-01004
998cc	Apex ER RX-10R	2006		853-1003
998cc	Apex GT RX-10GT	2006-2010		853-1003
998cc	Apex LE RX-10L	2016-2018		85-01004
998cc	Apex LTX GT RX-10LTGT	2008-2010		853-1003
998cc	Apex LTX RX-10LT	2008		853-1003
998cc	Apex Mountain RX-10M	2006-2007		853-1003
998cc	Apex Mountain SE RX-10MS	2007		853-1003
998cc	Apex MTX RX-10MT	2008-2010		853-1003
998cc	Apex MTX SE RX-10MTA	2008		853-1003
998cc	Apex RTX ER RX-10RTR	2006-2007		853-1003
998cc	Apex RTX RX-10RT	2006-2009		853-1003
998cc	Apex RX-10	2011-2017		85-01004
998cc	Apex SE RX-10PS	2011-2015		85-01004
998cc	Apex XTX LE RX-10XTL	2016-2018		85-01004
998cc	Apex XTX RX-10PXT	2011-2015		85-01004
998cc	Apex XTX RX-10XT	2016-2017		85-01004
998cc	Attak GT RXW10GT	2007		853-1003
998cc	Attak RXW10	2006-2007		853-1003
998cc	RX Warrior LE RXW10S	2004-2005		853-1003

CC	Model	Year	Notes	Part No.
Yamaha™				
998cc	RX Warrior RXW10	2004-2005		853-1003
998cc	RX-1 ER LE RX10RS	2003-2005		853-1003
998cc	RX-1 ER RX10R	2003-2005		853-1003
998cc	RX-1 Mountain LE RX10MS	2003-2005		853-1003
998cc	RX-1 Mountain RX10M	2003-2005		853-1003
998cc	RX-1 RX10	2003-2005		853-1003
1049cc	FX Nytro FX10	2008-2014		85-01004
1049cc	FX Nytro MTX FX10M	2008-2010		85-01004
1049cc	FX Nytro MTX FX10M	2013-2014		85-01004
1049cc	FX Nytro MTX SE FX10MS	2010-2014		85-01004
1049cc	FX Nytro RTX FX10RTR	2008-2013		85-01004
1049cc	FX Nytro RTX SE FX10RTRS	2010-2011		85-01004
1049cc	FX Nytro XTX FX10XT	2009-2014		85-01004
1049cc	RS Vector GT RS90GT	2010-2011		85-01004
1049cc	RS Vector LE RS90L	2016		85-01004
1049cc	RS Vector LTX GT RS90LTGT	2010-2011		85-01004
1049cc	RS Vector LTX RS90PLT	2012-2015		85-01004
1049cc	RS Vector RS90	2012-2018		85-01004
1049cc	RS Vector XTX LE RS90XTL	2016-2017		85-01004
1049cc	RS Vector XTX RS90XT	2016-2017		85-01004
1049cc	RS Venture GT RS90GT	2009-2015		85-01004
1049cc	RS Venture TF BAT RST90	2016-2018		85-01004
1049cc	RS Venture TF LE RST90	2016-2017		85-01004
1049cc	RS Venture TF RST1N	2020		85-01004
1049cc	RS Venture TF RST90	2013		85-01004
1049cc	RS Venture TF RST90	2015-2018		85-01004
1049cc	SR Viper L-TX DX	2015		85-01004
1049cc	SR Viper L-TX LE	2015		85-01004
1049cc	SR Viper L-TX SE	2015		85-01004
1049cc	SR Viper M-TX	2015		85-01004
1049cc	SR Viper M-TX LE	2015		85-01004
1049cc	SR Viper M-TX SE	2015		85-01004
1049cc	SR Viper R-TX DX	2015		85-01004
1049cc	SR Viper R-TX LE	2015		85-01004
1049cc	SR Viper R-TX SE	2015		85-01004
1049cc	SR Viper S-TX DX	2015		85-01004
1049cc	SR Viper X-TX LE	2015		85-01004
1049cc	SR Viper X-TX SE	2015		85-01004



TERMS & INDEX

NEW

HELMETS

HELMET ACCESSORIES

APPAREL

ACCESSORIES

TRACKS & SUSPENSION

STEERING

TRANS MISSION

PLOW & WINCH

WIND SHIELDS

BRAKES & CARB.

ENGINE PARTS

ELECTRICAL

TRAILER

CHEMICALS

TECH & TOOLS

P.O.P

VOLTAGE REGULATORS

See Pages 949-957 for Applications



TERMS & INDEX

NEW

HELMETS

HELMET ACCESSORIES

APPAREL

ACCESSORIES

TRACKS & SUSPENSION

STEERING

TRANS MISSION

PLOW & WINCH

WIND SHIELDS

BRAKES & CARB.

ENGINE PARTS

ELECTRICAL

TRAILER

CHEMICALS

TECH & TOOLS

P.O.P



Part No. Code Keyword
850-1000 B 16



Part No. Code Keyword
850-1005 B 16B



Part No. Code Keyword
850-1006* B 16B



Part No. Code Keyword
850-1007* B 16




Part No. Code Keyword
851-1008 B 16B



Part No. Code Keyword
851-1003 B 16



Part No. Code Keyword
851-1004 B 16



Part No. Code Keyword
851-1005 B 16



Part No. Code Keyword
851-1006 B 16



Part No. Code Keyword
851-1007 B 16



Part No. Code Keyword
851-1008 B 16



Part No. Code Keyword
851-1010 B 16



Part No. Code Keyword
851-1011 B 16



Part No. Code Keyword
851-1012 B 16



Part No. Code Keyword
851-1013 B 16




Part No. Code Keyword
851-1014 B 16



Part No. Code Keyword
851-1015 B 16



Part No. Code Keyword
851-1016 B 16



Part No. Code Keyword
852-1000 B 16



Part No. Code Keyword
852-1005 B 16

VOLTAGE REGULATORS

See Pages 949-957 for Applications



TERMS & INDEX
NEW
HELMETS
HELMET ACCESSORIES
APPAREL
ACCESSORIES
TRACKS & SUSPENSION
STEERING
TRANS MISSION
PLOW & WINCH
WIND SHIELDS
BRAKES & CARB.
ENGINE PARTS
ELECTRICAL
TRAILER
CHEMICALS
TECH & TOOLS
P.O.P



Part No. Code Keyword
852-1006 B 16



Part No. Code Keyword
852-1007 B 16



Part No. Code Keyword
852-1008 B 16



Part No. Code Keyword
852-1009 B 16



Part No. Code Keyword
853-1007 B 16B



Part No. Code Keyword
853-1014 B 16



Part No. Code Keyword
853-1015 B 16



Part No. Code Keyword
853-1017 B 16



Part No. Code Keyword
853-1018 B 16



Part No. Code Keyword
853-1019 B 16



***FET TECHNOLOGY**
Part No. Code Keyword
853-1020 B 16B



Part No. Code Keyword
854-1010 B 16



Part No. Code Keyword
854-1012 B 16



Part No. Code Keyword
854-1013 B 16



Part No. Code Keyword
854-1014 B 16



Part No. Code Keyword
854-1017 B 16

INSTALLATION INSTRUCTIONS


INSTALLATION INSTRUCTIONS FOR 850-1006*

- 1) Attach yellow wire to OEM yellow wire
- 2) Attach red wire to OEM red wire
- 3) Attach black wire to ground on chassis frame
- 4) Attach yellow wire to OEM green wire.

INSTALLATION INSTRUCTIONS FOR 850-1007*

- 1) Attach wire with black line to the run non-regularized Positive (+)
- 2) Attach black wire to the run non-regularized negative (-)
- 3) Attach the yellow wire to the regularized Positive (+) output circuit
- 4) Attach the other yellow wire to the other regularized Positive (+) output circuit
- 5) If it is not necessary to connect the second positive output, be sure to protect the wire end to avoid any contact with other parts or damage will result

*This a/c voltage regulator must be installed on a snowmobile with manual start only



Part No. Code Keyword
854-1018 B 16

VOLTAGE REGULATORS

CODE = B

KEYWORD = 16



See Pages 947-948 for Images

Model	Year	Part No.	OEM	Note
Arctic Cat™				
***ALL MODELS	1975-76	851-1003	0232-014	
***ALL MODELS (EXCEPT ALL EFI)	1994	851-1004	0630-001	
***ALL MODELS (EXCEPT KITTY CAT)	1985-93	851-1004	0630-001	
***ALL MODELS (EXCEPT KITTY CAT)	1995-96	851-1004	0630-001	
440 SNO PRO	2002-04	851-1004	3006-378	
BEARCAT 2000 / XT	2015-20	851-1011	0630-230, 0630-321	
BEARCAT 2000 LT	2016-18	851-1011	0630-230, 0630-321	
BEARCAT 2000 LT	2020	851-1015	0630-255	
BEARCAT 3000 /LT	2016-17	851-1015	0630-255	
BEARCAT 340, 440, 550,	1997-00	851-1004	0630-001	
BEARCAT 5000 XT/LT/LTD	2015	851-1015	0630-255	
BEARCAT 550	1999-01	851-1005	0630-105	
BEARCAT 570	2004	851-1014	0630-142	
BEARCAT 570	2006-08	851-1008	0630-182	
BEARCAT 570 /XT	2008-14	851-1011	0630-230, 0630-321	
BEARCAT 570 LTD	2011	851-1011	0630-230, 0630-321	
BEARCAT 7000 XT	2017	853-1020	0824-072	
BEARCAT 7000 XT	2018-19	853-1020	0824-082	
BEARCAT WIDE TRACK, INT'L	2001-02	851-1005	0630-105	
BEARCAT Z1 XT /LTD/GS	2010-14	851-1015	0630-255	
BLAST 4000 LT / M / ZR	2021	851-1016	0630-366	
CHEETAH	1973-78	851-1003	0232-014	
COUGAR, MC, DLX 550	1997-00	851-1004	0630-001	
CROSS COUNTRY CAT	1979	851-1003	0232-014	
CROSS COUNTRY CAT 340	1977	851-1004	0109-823	
CROSSFIRE 600 EFI, SNO PRO	2006	851-1008	0630-182	
CROSSFIRE 700 EFI (ALL OPTIONS)	2006	851-1008	0630-182	
EL TIGRE	1973	851-1003	0232-014	
EL TIGRE 4000, 5000	1977	851-1004	0109-823	
EL TIGRE 5000 F/A, 6000 L/C	1978-84	851-1003	0232-014	
EXT 600 TRIPLE	1997-00	851-1004	0630-001	
F 1100 LXR/SNO PRO	2012-13	851-1015	0630-288	
F 800 (ALL)	2013	851-1012	0630-242, 0630-322	ELECTRIC START MODELS
F1000 EFI	2008	854-1013	0630-247	
F570	2008-14	851-1011	0630-230, 0630-321	
F8 (ALL)	2011	851-1012	0630-242, 0630-322	ELECTRIC START MODELS
FIRECAT 500 (ALL OPTIONS)	2005-06	851-1008	0630-182	
FIRECAT 600 EFI (ALL OPTIONS)	2005-06	851-1008	0630-182	
FIRECAT 600, SNO PRO 1", 1.375"	2004	851-1006	3006-707, 3006-732	
FIRECAT 700 EFI (ALL OPTIONS)	2005-06	851-1008	0630-182	
FIRECAT 700, SNO PRO	2004-06	851-1006	3006-707, 3006-732	
JAG	1980-81	851-1004	0630-001	
JAG 2000, 3000	1978-79	851-1003	0232-004	
JAG 3000 F/C	1979	851-1004	0630-001	
JAG 340	1977	851-1004	0109-823	
JAG 340, DLX	1999	851-1005	0630-105	
JAG, DLX	1997-00	851-1004	0630-001	
KING CAT 900	2004-05	851-1004	0630-001	
KING CAT 900	2004	851-1014	0630-142	
KING CAT 900 EFI	2005-06	851-1008	0630-182	
LYNX 2000 /LT	2015-20	851-1011	0630-230, 0630-321	
LYNX 2000S, 2000T	1977-80	851-1004	0109-823	
M1000 (ALL)	2012-13	851-1013	0630-288	
M 1100 (ALL)	2012-13	851-1015	0630-288	
M 6000 (ALL)	2018-20	851-1016	0630-366	
M 6000 (ALL)	2014-17	851-1010	0630-312	
M7 "153" CT	2006	851-1006	3006-707, 3006-732	
M7 EFI (ALL OPTIONS)	2005-06	851-1008	0630-182	
M 7000 (ALL)	2015-16	853-1020	0824-072	
M 800 (ALL)	2013	851-1012	0630-242, 0630-322	ELECTRIC START MODELS
M 8000 (ALL)	2018-21	851-1016	0630-366	
M 8000 (ALL)	2014-17	851-1012	0630-242, 0630-322	ELECTRIC START MODELS
M 8000 MOUNTAIN CAT/HARDCORE	2018	851-1010	0630-312	
M 8000 SNO PRO	2018	851-1010	0630-312	
M 9000 (ALL)	2014-16	851-1015	0630-288	
M 9000 KING CAT	2017-19	853-1020	0824-082	
M6 EFI (ALL OPTIONS)	2005-06	851-1008	0630-182	
MOUNTAIN CAT 1000	2001-02	851-1014	0630-142	
MOUNTAIN CAT 500	2002	851-1004	0630-001	
MOUNTAIN CAT 570	2002-04	851-1014	0630-142	
MOUNTAIN CAT 600	2001-04	851-1014	0630-142	
MOUNTAIN CAT 600 VEV	2001	851-1007	3005-732	
MOUNTAIN CAT 800	2001-02	851-1004	0630-001	
MOUNTAIN CAT 900	2003-04	851-1014	0630-142	
MOUNTAIN CAT 900 (ALL OPTIONS)	2003-04	851-1004	0630-001	
NORSEMAN 3000	2018-19	851-1015	0630-255	
NORSEMAN 6000 /X	2018-19	851-1016	0630-366	
NORSEMAN 8000	2019-21	851-1016	0630-366	

TERMS & INDEX
NEW
HELMETS
HELMET ACCESSORIES
APPAREL
ACCESSORIES
TRACKS & SUSPENSION
STEERING
TRANS MISSION
PLOW & WINCH
WIND SHIELDS
BRAKES & CARB.
ENGINE PARTS
ELECTRICAL
TRAILER
CHEMICALS
TECH & TOOLS
P.O.P

VOLTAGE REGULATORS

CODE = B

KEYWORD = 16



See Pages 947-948 for Images

TERMS & INDEX

NEW

HELMETS

HELMET ACCESSORIES

APPAREL

ACCESSORIES

TRACKS & SUSPENSION

STEERING

TRANS MISSION

PLOW & WINCH

WIND SHIELDS

BRAKES & CARB.

ENGINE PARTS

ELECTRICAL

TRAILER

CHEMICALS

TECH & TOOLS

P.O.P

Model	Year	Part No.	OEM	Note
Arctic Cat™				
PANTERA	1998-99	851-1005	0630-105	
PANTERA 3000	2016-19	851-1015	0630-255	
PANTERA 5000 F/C	1977-79	851-1003	0232-014	
PANTERA 5000 F/C	1980-81	851-1004	0630-001	
PANTERA 550, INT'L	2002-05	851-1005	0630-105	
PANTERA 580 EFI, INT'L	2001	851-1005	0630-105	
PANTERA 600 EFI (ALL OPTIONS)	2002-05	851-1005	0630-105	
PANTERA 6000	2018-19	851-1016	0630-366	
PANTERA 7000 LTD/XT	2015-17	853-1020	0824-072	
PANTERA F/A	1977-78	851-1004	0109-823	
PANTHER	1972-79	851-1003	0232-014	
PANTHER 340	1998-00	851-1004	0630-001	
PANTHER 370	2007-08	851-1005	0630-105	
PANTHER 440, 550	1997-00	851-1004	0630-001	
PANTHER 440, 550, 580 EFI	1998-01	851-1005	0630-105	
PANTHER 570, INT'L	2005-07	851-1008	0630-182	
PANTERA 7000 ALL	2018-19	853-1020	0824-082	
PANTHER WANKEL	1974	851-1003	0232-014	
POWDER SPECIAL, EFI, EXTREME	1997-00	851-1004	0630-001	
PUMA	1972-73	851-1003	0232-014	
PUMA, 2-UP, DLX	1997-00	851-1004	0630-001	
RIOT 6000	2020-21	851-1016	0630-366	
RIOT 8000	2020-21	851-1016	0630-366	
SABERCAT 600, LX	2004	851-1006	3006-707, 3006-732	
T500	2008-09	851-1012	0630-242, 0630-322	ELECTRIC START MODELS
T570	2008-14	851-1011	0630-230, 0630-321	
THUNDERCAT, MC	1997-00	851-1004	0630-001	
TRAIL CAT	1979-81	851-1004	0630-001	
TRIPLE TOURING 600	1998-01	851-1005	0630-105	
TRIPLE TOURING 600, INT'L	2001	851-1007	3005-732	
TZ1 TOURING /LXR	2010-11	851-1015	0630-255	
TZ1 TURBO LXR/LE/LTD	2010-13	851-1015	0630-255	
WIDETRACK	1999-01	851-1005	0630-105	
XF 1100 (ALL)	2012-13	851-1015	0630-288	
XF 6000 (ALL)	2018-19	851-1016	0630-366	
XF 6000 (ALL)	2014-17	851-1010	0630-312	
XF 7000 (ALL)	2014-17	853-1020	0824-072	
XF 7000 CROSSTOUR	2018	853-1020	0824-082	
XF 7000 CROSSTREK	2018	853-1020	0824-082	
XF 800 (ALL)	2013	851-1012	0630-242, 0630-322	ELECTRIC START MODELS
XF 8000 (ALL)	2018-19	851-1016	0630-366	
XF 8000 (ALL)	2014-17	851-1012	0630-242, 0630-322	ELECTRIC START MODELS
XF 8000 CROSS COUNTRY LTD ES	2018	851-1010	0630-312	
XF 9000 (ALL)	2014-16	851-1015	0630-288	
XF 9000 (ALL)	2017	853-1020	0824-072	
XF 9000 CROSS COUNTRY LTD	2018-19	853-1020	0824-082	
XF 9000 CROSSTOUR	2018	853-1020	0824-082	
XF 9000 CROSSTREK	2018	853-1020	0824-082	
XF 9000 HIGH COUNTRY LTD	2018-19	853-1020	0824-082	
Z 370 (ALL OPTIONS)	2000-07	851-1005	0630-105	
Z 440 (ALL OPTIONS)	2000-06	851-1005	0630-105	
Z 570	2002-04	851-1014	0630-142	
Z 570 LX	2005-07	851-1008	0630-182	
Z, ZL, ZR, ZRT(ALL)	1994-02	851-1004	0630-001	
Z1 1100 EFI /LXR	2010	851-1015	0630-255	
Z1 LXR/SNO PRO	2011	851-1015	0630-255	
Z1 TURBO EXT/LXR/SNO PRO	2010-11	851-1015	0630-255	
ZL 500	2002	851-1004	0630-001	
ZL 500	2000-03	851-1005	0630-105	
ZL 580	2000-01	851-1005	0630-105	
ZL 600	2001-03	851-1014	0630-142	
ZL 800 ESR, ILLUSION	2001	851-1004	0630-001	
ZR 3000 /LXR	2017-19	851-1015	0630-255	
ZR 440	2001	851-1014	0630-142	
ZR 440 SNO PRO	2000	851-1007	3005-732	
ZR 440 SNO PRO (ALL OPTIONS)	2001-04	851-1004	0630-001	
ZR 500	2001	851-1014	0630-142	
ZR 500 (ALL OPTIONS)	2001-02	851-1004	0630-001	
ZR 5000 LXR	2014-17	851-1015	0630-288	
ZR 600	2002	851-1004	0630-001	
ZR 600 (ALL OPTIONS)	2001	851-1007	3005-732	
ZR 6000 (ALL)	2018-21	851-1016	0630-366	
ZR 6000 (ALL)	2014-17	851-1010	0630-312	
ZR 7000 (ALL)	2014-17	853-1020	0824-072	
ZR 7000 ALL	2018-19	853-1020	0824-082	
ZR 7000 LTD	2017	851-1010	0630-312	
ZR 800	2001-02	851-1014	0630-142	
ZR 800 (ALL OPTIONS)	2001-02	851-1004	0630-001	

** 853-1020 ALSO FITS ATV, UTV & MC, PLEASE CONTACT US FOR DETAILS.

VOLTAGE REGULATORS

See Pages 947-948 for Images

CODE = B

KEYWORD = 16



Model	Year	Part No.	OEM	Note
Arctic Cat™				
ZR 8000 (ALL EXCEPT 2017 LTD ES)	2014-17	851-1012	0630-242, 0630-322	ELECTRIC START MODELS
ZR 8000 (ALL)	2018-21	851-1016	0630-366	
ZR 8000 LTD ES	2017	851-1010	0630-312	
ZR 8000 LTD/RR ES	2018	851-1010	0630-312	
ZR 8000 SNO PRO ES	2018	851-1010	0630-312	
ZR 900	2003-04	851-1014	0630-142	
ZR 900 (ALL OPTIONS)	2003-05	851-1004	0630-001	
ZR 900 EFI, SNO PRO	2005-06	851-1008	0630-182	
ZR 9000 (ALL)	2014-16	851-1015	0630-288	
ZR 9000 (ALL)	2017	853-1020	0824-072	
ZR 9000 ALL	2018-21	853-1020	0824-082	
ZRT 600	2001-02	851-1007	3005-732	
ZRT 600 LE	2001	851-1007	3005-732	
ZRT 800	2001-02	851-1014	0630-142	
Boa-Ski™				
ALL MODELS	1975-76	850-1000	S-00-13-113	
John Deere™				
300, 400, 500, 600	1973-74	850-1005	AM53370	
300, 400, 600, 800	1975-77	850-1000	AM52886	
CYCLONE 340, 440	1976-78	850-1000	AM53930	
JD 295/S	1974	850-1005	AM53370	
JD 340/S	1975	850-1000	AM52886	
JDX 4, JDX 8	1973	850-1005	AM53370	
JDX 4, SPECIAL 6.8	1974-75	850-1000	AM52886	
LIQIDATOR	1976	850-1000	AM53930	
LIQUIFIRE 440, SPORTFIRE 440	1980-84	850-1000	AM52886	
SPITFIRE 340	1978-82	850-1000	AM52886	
TRAILFIRE	1979-84	850-1000	AM52886	
Polaris™				
340 (ALL OPTIONS)	2003-07	854-1010	4010794, 4010355	ELECTRIC START
340 (ALL OPTIONS)	2003, 08	854-1012	4010793, 4010301	MANUAL START
440 PRO X/ F	2003-04	854-1012	4010793, 4010301	MANUAL START
440 IQ	2005-07	854-1012	4010793, 4010301	MANUAL START
500 CLASSIC	2002-06	854-1010	4010794, 4010355	ELECTRIC START
500 CLASSIC TOURING	2002-03	854-1010	4010794, 4010355	ELECTRIC START
500 XC SP	2003-07	854-1010	4010794, 4010355	ELECTRIC START
500 XC SP	2003-07	854-1012	4010793, 4010301	MANUAL START
500 XC SP EDGE	2003-05	854-1010	4010794, 4010355	ELECTRIC START
500 XC SP EDGE		854-1012	4010793, 4010301	MANUAL START
500 XC SP F/O	2002	854-1010	4010794, 4010355	ELECTRIC START
550 ADVENTURE/INDY ADVENTURE	2014-20	854-1018	4013459	
550 CLASSIC	2005-06	854-1010	4010794, 4010355	ELECTRIC START
550 CLASSIC EDGE	2003-04	854-1010	4010794, 4010355	ELECTRIC START
550 EDGE LX	2007	854-1010	4010794, 4010355	ELECTRIC START
550 F/C CLASSIC	2002	854-1010	4010794, 4010355	ELECTRIC START
550 INDY	2014-21	854-1018	4013459	
550 INDY ADVENTURE	2014-21	854-1018	4013459	
550 INDY EVO	2019-21	854-1018	4013459	
550 INDY LXT	2014-21	854-1018	4013459	
550 INDY VOYAGEUR	2014-16	854-1018	4013459	
550 IQ/LXT/SHIFT (ALL OPTIONS)	2009-13	854-1010	4010794, 4010355	ELECTRIC START
550 LX	2008	854-1010	4010794, 4010355	ELECTRIC START
550 LXT	2016	854-1018	4013459	
550 LXT	2020	854-1018	4013459	
550 RMK EVO	2020-21	854-1018	4013459	
550 VOYAGEUR	2017-21	854-1018	4013459	
550 WIDETRAK LX	2017-19	854-1018	4013459	
600 AXYS INDY ADVENTURE	2021	854-1017	4014333, 4015642	
600 AXYS INDY XC	2021	854-1017	4014333, 4015642	
600 AXYS PRO RMK	2016-21	854-1017	4014333, 4015642	
600 CLASSIC	2002-06	854-1010	4010794, 4010355	ELECTRIC START
600 CLASSIC EDGE	2001	854-1010	4010794, 4010355	ELECTRIC START
600 CLASSIC TOURING / INT'L	2002-04	854-1010	4010794, 4010355	ELECTRIC START
600 EDGE TOURING	2005-06	854-1010	4010794, 4010355	ELECTRIC START
600 INDY 121 ES	2019-20	854-1014	4013460 AC/DC LE	
600 INDY SP/ES	2019-21	854-1017	4014333, 4015642	
600 INDY SP/ES	2013-18	854-1014	4013460 AC/DC LE	
600 INDY VOYAGEUR/INTL	2013-16	854-1014	4013460 AC/DC LE	
600 INDY XC	2019-20	854-1017	4014333, 4015642	
600 INDY XCR	2021	854-1017	4014333, 4015642	
600 IQ RACER/INTL	2008-16	854-1012	4010793, 4010301	MANUAL START
600 IQ SHIFT 136/EURO	2009	854-1013	4012263 20 AMP	3-PHASE DC, VOLT BOOST
600 IQ SHIFT 136/EURO	2009	854-1010	4010794, 4010355	ELECTRIC START
600 PRO RMK 144/155	2013-15	854-1014	4013460 AC/DC LE	
600 PRO RMK 155	2012	854-1013	4012263 20 AMP	3-PHASE DC, VOLT BOOST
600 PRO-RIDE RUSH	2010	854-1013	4012263 20 AMP	3-PHASE DC, VOLT BOOST
600 PRO-RIDE RUSH	2010	854-1010	4010794, 4010355	ELECTRIC START
600 RACER	2017-18	854-1018	4013459	

TERMS & INDEX

NEW

HELMETS

HELMET ACCESSORIES

APPAREL

ACCESSORIES

TRACKS & SUSPENSION

STEERING

TRANS MISSION

PLOW & WINCH

WIND SHIELDS

BRAKES & CARB.

ENGINE PARTS

ELECTRICAL

TRAILER

CHEMICALS

TECH & TOOLS

P.O.P

VOLTAGE REGULATORS

CODE = B

KEYWORD = 16



See Pages 947-948 for Images

TERMS & INDEX

NEW

HELMETS

HELMET ACCESSORIES

APPAREL

ACCESSORIES

TRACKS & SUSPENSION

STEERING

TRANS MISSION

PLOW & WINCH

WIND SHIELDS

BRAKES & CARB.

ENGINE PARTS

ELECTRICAL

TRAILER

CHEMICALS

TECH & TOOLS

P.O.P

Model	Year	Part No.	OEM	Note
Polaris™				
600 RACER	2021	854-1017	4014333, 4015642	
600 RMK	2003-05	854-1010	4010794, 4010355	ELECTRIC START
600 RMK	2003-05	854-1012	4010793, 4010301	MANUAL START
600 RMK SHIFT 144/155/EURO	2009	854-1013	4012263 20 AMP	3-PHASE DC, VOLT BOOST
600 RMK SHIFT 144/155/EURO	2009	854-1010	4010794, 4010355	ELECTRIC START
600 RMK 144/ES/INTL/155/ES ALL	2012	854-1013	4012263 20 AMP	3-PHASE DC, VOLT BOOST
600 RMK 144/155	2013-16	854-1014	4013460 AC/DC LE	
600 RMK /ES	2017-21	854-1017	4014333, 4015642	
600 RUSH PRO R ALL OPTIONS	2010-12	854-1010	4010794, 4010355	ELECTRIC START
600 RUSH PRO R ALL OPTIONS	2010-12	854-1013	4012263 20 AMP	3-PHASE DC, VOLT BOOST
600 RUSH PRO R/ES	2013-14	854-1014	4013460 AC/DC LE	
600 RUSH PRO-S	2015-20	854-1017	4014333, 4015642	
600 RUSH PRO-X	2015-16	854-1017	4014333, 4015642	
600 RUSH XCR	2017-19	854-1017	4014333, 4015642	
600 RUSH/ES ALL OPTIONS	2011-12	854-1010	4010794, 4010355	ELECTRIC START
600 RUSH/ES ALL OPTIONS	2011-12	854-1013	4012263 20 AMP	3-PHASE DC, VOLT BOOST
600 SWITCHBACK ADVENTURE	2015-19	854-1017	4014333, 4015642	
600 SWITCHBACK ALL	2004-05	854-1010	4010794, 4010355	ELECTRIC START
600 SWITCHBACK ALL	2004-05	854-1012	4010793, 4010301	MANUAL START
600 SWITCHBACK ALL	2013-16	854-1014	4013460 AC/DC LE	
600 SWITCHBACK ASSAULT	2017-20	854-1017	4014333, 4015642	
600 SWITCHBACK PRO-S	2015-21	854-1017	4014333, 4015642	
600 SWITCHBACK PRO-X ES	2015-17	854-1017	4014333, 4015642	
600 SWITCHBACK SP	2017-19	854-1017	4014333, 4015642	
600 SWITCHBACK XCR	2018-21	854-1017	4014333, 4015642	
600 VOYAGUER /ES	2017-21	854-1017	4014333, 4015642	
600 WIDETRAK IQ/INTL	2010-15	854-1013	4012263 20 AMP	3-PHASE DC, VOLT BOOST
600 XC SP EDGE/ M-10	2003-05	854-1010	4010794, 4010355	ELECTRIC START
600 XC SP EDGE/ M-10	2003-05	854-1012	4010793, 4010301	MANUAL START
600 XC SP F/O	2002	854-1010	4010794, 4010355	ELECTRIC START
600 XC SP M-10 F/O	2002	854-1010	4010794, 4010355	ELECTRIC START
700 CLASSIC	2002-04	854-1010	4010794, 4010355	ELECTRIC START
700 CLASSIC TOURING / INT'L	2004	854-1010	4010794, 4010355	ELECTRIC START
700 RMK 144 & 151	2003-04	854-1010	4010794, 4010355	ELECTRIC START
700 RMK 144 & 151	2003-04	854-1012	4010793, 4010301	MANUAL START
700 RMK F/O	2004-05	854-1010	4010794, 4010355	ELECTRIC START
700 SWITCHBACK	2004	854-1010	4010794, 4010355	ELECTRIC START
700 SWITCHBACK	2004	854-1012	4010793, 4010301	MANUAL START
700 XC EDGE F/O	2004	854-1010	4010794, 4010355	ELECTRIC START
700 XC SP F/O	2002	854-1010	4010794, 4010355	ELECTRIC START
700 XC SP M-10 F/O	2002, 05	854-1010	4010794, 4010355	ELECTRIC START
800 AXYS PRO RMK /LE	2016-20	854-1017	4014333, 4015642	
800 AXYS RMK ASSAULT	2017-18	854-1017	4014333, 4015642	
800 AXYS SKS	2016-20	854-1017	4014333, 4015642	
800 CLASSIC	2004	854-1010	4010794, 4010355	ELECTRIC START
800 CLASSIC TOURING / INT'L	2004	854-1010	4010794, 4010355	ELECTRIC START
800 EDGE TOURING	2005	854-1010	4010794, 4010355	ELECTRIC START
800 INDY ADVENTURE	2020	854-1017	4014333, 4015642	
800 INDY SP/ES ALL OPTIONS	2014-16	854-1014	4013460 AC/DC LE	
800 INDY XC ES/SC	2019-20	854-1017	4014333, 4015642	
800 INDY XCR SC	2020	854-1017	4014333, 4015642	
800 PRO RMK 155/163 ALL	2011-12	854-1013	4012263 20 AMP, 3-PHASE DC, VOLT BOOST	3-PHASE DC, VOLT BOOST
800 PRO RMK 155/163 ALL	2013-15	854-1014	4013460 AC/DC LE	
800 RMK 141/151/159	2003-05	854-1012	4010793, 4010301 [Manual Start]	MANUAL START
800 RMK 155	2016	854-1014	4013460 AC/DC LE	
800 RMK 155/163	2014-15	854-1014	4013460 AC/DC LE	
800 RMK 155/ES/INTL	2011-12	854-1013	4012263 20 AMP	3-PHASE DC, VOLT BOOST
800 RMK ASSAULT ALL	2011-12	854-1013	4012263 20 AMP	3-PHASE DC, VOLT BOOST
800 RMK ASSAULT ALL	2013-15	854-1014	4013460 AC/DC LE	
800 RMK ASSAULT	2016	854-1017	4014333, 4015642	
800 RMK ASSAULT	2019	854-1017	4014333, 4015642	
800 RMK KHAOS	2020	854-1017	4014333, 4015642	
800 RMK F/O	2004-05	854-1010	4010794, 4010355 [Electric Start]	ELECTRIC START
800 RUSH ES	2013	854-1014	4013460 AC/DC LE	
800 RUSH PRO R ALL OPTIONS	2013-14	854-1014	4013460 AC/DC LE	
800 RUSH PRO-R ALL OPTIONS	2011-12	854-1010	4010794, 4010355	ELECTRIC START
800 RUSH PRO-R ALL OPTIONS ELEC START	2011-12	854-1013	4012263 20 AMP	3-PHASE DC, VOLT BOOST
800 RUSH PRO-S/PRO-X	2015-20	854-1017	4014333, 4015642	
800 RUSH XCR	2017-18	854-1017	4014333, 4015642	
800 RUSH/ES ALL OPTIONS	2011-12	854-1010	4010794, 4010355	ELECTRIC START
800 RUSH/ES ALL OPTIONS ELECT START	2011-12	854-1013	4012263 20 AMP	3-PHASE DC, VOLT BOOST
800 SKS	2020	854-1017	4014333, 4015642	
800 SWITCHBACK ADVENTURE ES	2016-19	854-1017	4014333, 4015642	
800 SWITCHBACK PRO-S/PRO-X	2015-20	854-1017	4014333, 4015642	
800 SWITCHBACK XCR	2018-20	854-1017	4014333, 4015642	
800 SWITCHBACK ALL	2004-05	854-1010	4010794, 4010355	ELECTRIC START

**NOTE: 854-1013 = REGULATOR/CAPACITATOR & 854-1012 = REGULATOR DC

VOLTAGE REGULATORS

See Pages 947-948 for Images

CODE = B

KEYWORD = 16



Model	Year	Part No.	OEM	Note
Polaris™				
800 SWITCHBACK ALL	2004-05	854-1012	4010793, 4010301	MANUAL START
800 SWITCHBACK ASSAULT	2011-12	854-1010	4010794, 4010355	ELECTRIC START
800 SWITCHBACK ASSAULT	2013-16	854-1014	4013460 AC/DC LE	
800 SWITCHBACK ASSAULT	2017-20	854-1017	4014333, 4015642	
800 SWITCHBACK PRO R/ES/LE	2013-15	854-1014	4013460 AC/DC LE	
800 XC SP/EDGE(EXCEPT ACE)	2002-05	854-1010	4010794, 4010355	ELECTRIC START
800 XC SP/EDGE(EXCEPT ACE)	2002-05	854-1012	4010793, 4010301	MANUAL START
INDY FRONTIER	2002	850-1008	4010538, 4011100	
FRONTIER TOURING	2003-05	850-1008	4010538, 4011100	
FRONTIER CLASSIC	2003-04	850-1008	4010538, 4011100	
SPORT TOURING ES EURO	2002	854-1010	4010794, 4010355	ELECTRIC START
SUPERSPORT	2005-06	854-1010	4010794, 4010355	ELECTRIC START
SUPERSPORT EDGE	2003-04	854-1010	4010794, 4010355	ELECTRIC START
SUPERSPORT M-10	2003	854-1010	4010794, 4010355	ELECTRIC START
TRAIL RMK	2004-10	854-1010	4010794, 4010355	ELECTRIC START
TRAIL RMK	2004-10	854-1012	4010793, 4010301	MANUAL START
TRAIL TOURING (ALL OPTIONS)	2002-10	854-1010	4010794, 4010355	ELECTRIC START
WIDETRACK LX	2004-16	854-1010	4010794, 4010355	ELECTRIC START
Rupp™				
***ALL MODELS	1974-76	850-1005	33386	
Ski-Doo™				
***ALL MODELS	1973-76	850-1000	410-9089-00	
ADVENTURE 300F	2007	852-1005	515-1761-89	ELECTRIC START
ALPINE 440R, VALMONT	1973	850-1000	410-9089-00	
ALPINE, II	1981-96	850-1006	410-9113-00	
BLIZZARD 5500, MX	1979-84	850-1000	410-9089-00	
BLIZZARD 7500 PLUS, 9500 PLUS	1979-81	850-1005	410-9089-00	
BLIZZARD 9500, 9700	1982-84	850-1000	410-9089-00	
CADET 250, CHIMO 440, GRAND SPORT	1975	850-1000	410-9089-00	
CITATION 300	1978-79	850-1000	410-9089-00	
CITATION 3500, 4500, SS	1980-84	850-1000	410-9089-00	
CITATION 4500E	1981-82	850-1006	410-9113-00	
CITATION LS	1985-88	850-1000	410-9089-00	
CITATION LSE	1985-88	850-1006	410-9113-00	
CROSS COUNTRY	1979	850-1005	410-9089-00	
ELAN 250	1980-96	850-1005	410-9089-00	
BACKCOUNTRY 600 EFI	2021	853-1020	515177325, 278002021, 710001103, 710005569	
ELAN 250 TWIN, OLYMPIQUE	1973-79	850-1000	410-9089-00	
ELITE 440	1974	850-1000	410-9089-00	
ESCAPADE	1987-89	850-1006	410-9113-00	
EVEREST 340, 440, 500	1974-83	850-1000	410-9089-00	
EVEREST 500E, LC	1980-83	850-1006	410-9113-00	
EXPEDITION 550F	2005-06	852-1005	515-1761-89	ELECTRIC START
EXPEDITION 550F	2005-06	852-1007	515-1761-88	MANUAL START
EXPEDITION SPORT 550F	2007	852-1005	515-1761-89	ELECTRIC START
EXPEDITION 600 HO SDI	2005-06	852-1006	515-1762-43	
EXPEDITION 600 HO SDI TUV/SE	2007-10	852-1006	515-1762-43	
EXPEDITION LE /SE 1200	2011-19	853-1020	515177325, 278002021, 710001103, 710005569	
EXPEDITION LE /SE / SWT 900 ACE	2015-21	853-1020	515177325, 278002021, 710001103, 710005569	
EXPEDITION LE /SE / SWT 900 ACE TURBO	2020-21	853-1020	515177325, 278002021, 710001103, 710005569	
EXPEDITION SPORT 550F XP	2011-19	852-1009	515-1766-99	
EXPEDITION SPORT 600 ACE	2018-20	853-1020	515177325, 278002021, 710001103, 710005569	
EXPEDITION SPORT 600 EFI	2021	853-1020	515177325, 278002021, 710001103, 710005569	
EXPEDITION SPORT 900 ACE	2018-20	853-1020	515177325, 278002021, 710001103, 710005569	
EXPEDITION TUV /SE 1200	2010-18	853-1020	515177325, 278002021, 710001103, 710005569	
EXPEDITION V-800 TUV	2007-09	852-1006	515-1762-43	
FORMULA 380	1999-01	850-1005	410-9089-00	
FORMULA 380/500 F	1999-01	850-1006	410-9113-00	
FORMULA 500 LC	1999-00	850-1006	410-9113-00	
FORMULA 500, 583, 670	1997-00	850-1005	410-9089-00	
FORMULA 500/583 DELUXE	1997-00	850-1006	410-9113-00	
FORMULA DELUXE 583/670	1999	850-1006	410-9113-00	
FORMULA DLX	1999	850-1005	410-9089-00	
FORMULA III 700 & R	2000	850-1007	515-1754-91	
FORMULA III 800	2000	850-1007	515-1754-91	
FORMULA III, FORMULA S, SL	1995	850-1005	410-9089-00	
FORMULA MX, PLUS	1985-87	850-1000	410-9089-00	
FORMULA MX, PLUS	1992	850-1006	410-9113-00	
FORMULA MX, PLUS	1988-91	850-1005	410-9089-00	

VOLTAGE REGULATORS

CODE = B

KEYWORD = 16



See Pages 947-948 for Images

TERMS & INDEX

NEW

HELMETS

HELMET ACCESSORIES

APPAREL

ACCESSORIES

TRACKS & SUSPENSION

STEERING

TRANS MISSION

PLOW & WINCH

WIND SHIELDS

BRAKES & CARB.

ENGINE PARTS

ELECTRICAL

TRAILER

CHEMICALS

TECH & TOOLS

P.O.P

Model	Year	Part No.	OEM	Note
Ski-Doo™				
FORMULA MX, PLUS	1993-95	850-1005	410-9089-00	
FORMULA PLUS E, EFI	1993	850-1006	410-9113-00	
FORMULA S, SL	1997-00	850-1005	410-9089-00	
FORMULA ST, STX, Z, SUMMIT	1994-95	850-1005	410-9089-00	
FORMULA Z	1997-00	850-1005	410-9089-00	
FORMULA Z 583	1997-98	850-1006	410-9113-00	
FORMULA Z 600	2000	850-1007	515-1754-91	
FREESTYLE 300F	2006	852-1005	515-1761-89	ELECTRIC START
FREESTYLE 300F	2006-07	852-1007	515-1761-88	MANUAL START
FREESTYLE BACK COUNTRY 550 F	2007	852-1005	515-1761-89	ELECTRIC START
FREESTYLE BACK COUNTRY 550 F	2007-08	852-1007	515-1761-88	MANUAL START
FREESTYLE PARK 550 F	2007-08	852-1005	515-1761-89	ELECTRIC START
FREESTYLE PARK 550 F	2007	852-1007	515-1761-88	MANUAL START
FREESTYLE SESSION 300 F	2007-08	852-1005	515-1761-89	ELECTRIC START
FREESTYLE SESSION 550F	2007	852-1005	515-1761-89	ELECTRIC START
FREESTYLE SESSION 550F	2007	852-1007	515-1761-88	MANUAL START
FUTURA 400, 440, 500	1975-82	850-1000	410-9089-00	
GRAND PRIX SPECIAL	1979-81	850-1000	410-9089-00	
GRAND TOURING	1993-99	850-1006	410-9113-00	
GRAND TOURING 380 F/500 F	2002-03	852-1005	515-1756-56, 515-1759-39	
GRAND TOURING 900 ACE	2018-21	853-1020	515177325, 278002021, 710001103, 710005569	
GRAND TOURING 900 ACE Turbo	2018-21	853-1020	515177325, 278002021, 710001103, 710005569	
GRAND TOURING LE/ SE 1200	2010-18	853-1020	515177325, 278002021, 710001103, 710005569	
GRAND TOURING SPORT 550F XP	2010-14	852-1009	515-1766-99	
GRAND TOURING SPORT 600 ACE	2011-21	853-1020	515177325, 278002021, 710001103, 710005569	
GRAND TOURING SPORT 600 XP	2010-14	852-1008	515-1763-64	
GRAND TOURING SPORT 900 ACE	2018-20	853-1020	515177325, 278002021, 710001103, 710005569	
GSX /LTD 600 HO SDI	2005-08	852-1006	515-1762-43	
GSX 1200	2009-15	853-1020	515177325, 278002021, 710001103, 710005569	
GSX 380 F	2005-06	852-1005	515-1761-89	ELECTRIC START
GSX 550 F	2005-07	852-1005	515-1761-89	ELECTRIC START
GSX LTD 800R	2008	852-1008	515-1763-64	
GSX LTD TOURING 600 HO SDI	2008	852-1006	515-1762-43	
GSX SPORT 500SS	2008-09	852-1008	515-1763-64	
GSX SPORT 550F	2010	852-1009	515-1766-99	
GSX SPORT 600	2009-10	852-1008	515-1763-64	
GSX SPORT 600 HO SDI	2007	852-1006	515-1762-43	
GTX 1200	2009	853-1020	515177325, 278002021, 710001103, 710005569	
GTX 380 F	2005-06	852-1005	515-1761-89	ELECTRIC START
GTX 550F	2005-09	852-1005	515-1761-89	ELECTRIC START
GTX 600 HO SDI	2005-06	852-1006	515-1762-43	
GTX LTD 600 HO SDI	2007-08	852-1006	515-1762-43	
GTX SPORT 600 HO SDI	2007-08	852-1006	515-1762-43	
LEGEND 380 F	2002-04	852-1005	515-1756-56, 515-1759-39	
LEGEND 550 F	2002-04	852-1005	515-1756-56, 515-1759-39	
MACH 1	1989-97	850-1005	410-9089-00	
MACH 1 R	2000	850-1007	515-1754-91	
MACH Z	1993-97	850-1005	410-9089-00	
MACH Z	2000-03	850-1007	515-1754-91	
MACH Z 1000 SDI ADRENALINE & X	2005-06	852-1006	515-1762-43	
MACH Z ADRENALINE	2007	852-1006	515-1762-43	
MACH Z R	2000	850-1007	515-1754-91	
MACH Z X	2007	852-1006	515-1762-43	
MIRAGE III	1985	850-1000	410-9089-00	
MIRAGE, I, II	1979-83	850-1000	410-9089-00	
MXZ	1994-95	850-1005	410-9089-00	
MXZ 1000 SDI REN. RT/X	2006-07	852-1006	515-1762-43	
MXZ 380 F	2005-06	852-1007	515-1761-88	MANUAL START
MXZ 440 F	1997-00	850-1005	410-9089-00	
MXZ 500	1998-99	850-1005	410-9089-00	
MXZ 500	2000-02	850-1007	515-1754-91	
MXZ 380 F/500 F	2002-03	852-1005	515-1756-56, 515-1759-39	
MXZ 550 F	2005-08	852-1007	515-1761-88	MANUAL START
MXZ 550 F	2007-08	852-1005	515-1761-89	ELECTRIC START
MXZ 550 X	2006-09	852-1005	515-1761-89	ELECTRIC START
MXZ 550 X	2006-09	852-1007	515-1761-88	MANUAL START
MXZ 600	2000-02	850-1007	515-1754-91	
MXZ 600 CARB	2010-20	852-1008	515-1763-64	

** 852-1005 ALSO FITS THE 2007 ADVENTURE RANGER 550F UTV

** 853-1020 ALSO FITS ATV, UTV & MC, PLEASE CONTACT US FOR DETAILS.

VOLTAGE REGULATORS

CODE = B

KEYWORD = 16



See Pages 947-948 for Images

Model	Year	Part No.	OEM	Note
Ski-Doo™				
MXZ 600 HO SDI ADRENALINE & X	2005-08	852-1006	515-1762-43	
MXZ 600 HO SDI BLIZZARD	2007	852-1006	515-1762-43	
MXZ 600 HO SDI REN. & REN. X	2005-08	852-1006	515-1762-43	
MXZ 670 HO	1997-00	850-1005	410-9089-00	
MXZ 700	2000-02	850-1007	515-1754-91	
MXZ 800	2000-02	850-1007	515-1754-91	
MXZ 900 ACE	2017-18	853-1020	515177325, 278002021, 710001103, 710005569	
MXZ ADRENALINE 800R PTEK	2008-10	852-1008	515-1763-64	
MXZ RENEGADE/X 800R PTEK	2008-09	852-1008	515-1763-64	
MXZ SPORT 550F XP	2011-14	852-1009	515-1766-99	
MXZ SPORT 600 ACE	2018	853-1020	515177325, 278002021, 710001103, 710005569	
MXZ TNT 1200	2009-18	853-1020	515177325, 278002021, 710001103, 710005569	
MXZ TNT 500SS	2008-09	852-1008	515-1763-64	
MXZ TNT 550F	2010-12	852-1009	515-1766-99	
MXZ TNT 600	2010-12	852-1008	515-1763-64	
MXZ TNT 800R PTEK	2011	852-1008	515-1763-64	
MXZ TNT SPORT 600	2012	852-1008	515-1763-64	
MXZ TRAIL 500SS	2008-09	852-1008	515-1763-64	
MXZ X 1200	2009-18	853-1020	515177325, 278002021, 710001103, 710005569	
MXZ X 440 LC	2000-02	850-1007	515-1754-91	
MXZ X 600RS	2008-17	852-1008	515-1763-64	
MXZ 600 EFI SPORT	2021	853-1020	515177325, 278002021, 710001103, 710005569	
MXZ X 800R	2008	852-1008	515-1763-64	
MXZ X 800R PTEK	2009-10	852-1008	515-1763-64	
MXZ XRS 600 HO SDI	2007	852-1006	515-1762-43	
MXZ X-RS 800R PTEK	2010	852-1008	515-1763-64	
MXZ 580, 583, MX-Z X 440	1997-98	850-1005	410-9089-00	
NORDIK	1981-83	850-1000	410-9089-00	
NORDIK 50, 60	1987-91	850-1005	410-9089-00	
RENEGADE /X 1200	2009-18	853-1020	515177325, 278002021, 710001103, 710005569	
RENEGADE ADRENALINE/ENDURO/X/XRS 900 ACE	2018-20	853-1020	515177325, 278002021, 710001103, 710005569	
RENEGADE ADRENALINE/ENDURO/X/XRS 900 ACE TURBO	2019-20	853-1020	515177325, 278002021, 710001103, 710005569	
RENEGADE ADRENALINE 1200	2009-18	853-1020	515177325, 278002021, 710001103, 710005569	
RENEGADE ADRENALINE 800R PTEK	2010-11	852-1008	515-1763-64	
RENEGADE BACKCOUNTRY/X 800R PTEK	2010-11	852-1008	515-1763-64	
RENEGADE SP 800R PTEK	2011	852-1008	515-1763-64	
RENEGADE SPORT 550F	2010-14	852-1009	515-1766-99	
RENEGADE SPORT 600 ACE	2018-19	853-1020	515177325, 278002021, 710001103, 710005569	
RENEGADE SPORT 600 CARB	2015-19	852-1008	515-1763-64	
RENEGADE 600 EFI SPORT	2021	853-1020	515177325, 278002021, 710001103, 710005569	
RENEGADE X 800R PTEK	2010	852-1008	515-1763-64	
RV 340	1977-79	850-1000	410-9089-00	
SAFARI 377, 447	1984-87	850-1000	410-9089-00	
SAFARI 377, 503, R	1988	850-1005	410-9089-00	
SAFARI CHEYENNE, SAGA, SCOUT	1989-92	850-1005	410-9089-00	
SAFARI CITATION	1989-90	850-1005	410-9089-00	
SAFARI L, LX, RALLY	1990-94	850-1005	410-9089-00	
SKANDIC 277, 377, R	1982-87	850-1000	410-9089-00	
SKANDIC 380, 500	1997-00	850-1005	410-9089-00	
SKANDIC 440F LT	2005-07	852-1005	515-1756-56, 515-1759-39	
SKANDIC 500	2002	852-1005	515-1756-56, 515-1759-39	
SKANDIC 500 F WT / SWT	2003	852-1005	515-1756-56, 515-1759-39	
SKANDIC 503	1987	850-1005	410-9089-00	
SKANDIC 550 F SUV	2008-09	852-1006	515-1762-43	
SKANDIC 550 F SUV	2004	852-1005	515-1756-56, 515-1759-39	
SKANDIC 550 F WT / SWT	2004	852-1005	515-1756-56, 515-1759-39	
SKANDIC 550 F WT / SWT	2008-09	852-1006	515-1762-43	
SKANDIC 600	2002-03	852-1005	515-1756-56, 515-1759-39	
SKANDIC 600 SUV	2003-07	852-1005	515-1756-56, 515-1759-39	
SKANDIC 600 SUV HO SDI	2008	852-1006	515-1762-43	
SKANDIC 600 WT	2004-07	852-1005	515-1756-56, 515-1759-39	
SKANDIC 600 WTLC	2004	852-1005	515-1756-56, 515-1759-39	
SKANDIC II	1992-95	850-1005	410-9089-00	
SKANDIC SPORT/WT 600 EFI	2021	853-1020	515177325, 278002021, 710001103, 710005569	

VOLTAGE REGULATORS

CODE = B

KEYWORD = 16



See Pages 947-948 for Images

Model	Year	Part No.	OEM	Note
Ski-Doo™				
SKANDIC SWT V-800	2007-12	852-1006	515-1762-43	
SKANDIC TUNDRA 300 F	2006-08	852-1007	515-1761-88	MANUAL START
SKANDIC TUNDRA 300 F	2007	852-1005	515-1761-89	ELECTRIC START
SKANDIC WT 500	2015	852-1009	515-1766-99	
SKANDIC WT/SWT 550F XU	2010-19	852-1009	515-1766-99	
SKANDIC WT/SWT 600 ACE	2011-21	853-1020	515177325, 278002021, 710001103, 710005569	
SKANDIC WT/SWT 900 ACE	2018-21	853-1020	515177325, 278002021, 710001103, 710005569	
SONIC	1975-78	850-1000	410-9089-00	
SONIC	1982-84	850-1000	410-9089-00	
SPIRIT 250	1982-83	850-1000	410-9089-00	
SS-25	1984	850-1000	410-9089-00	
STRATOS	1989-89	850-1005	410-9089-00	
SUMMIT 1000 SDI HIGHMARK & HIGHMARK X	2005-07	852-1006	515-1762-43	
SUMMIT 500, 583, 670, X	1997-98	850-1005	410-9089-00	
SUMMIT 500, X 670	1999	850-1005	410-9089-00	
SUMMIT 550 F	2005	852-1005	515-1761-89	ELECTRIC START
SUMMIT 550 F	2006-09	852-1007	515-1761-88	MANUAL START
SUMMIT 600	2000-02	850-1007	515-1754-91	
SUMMIT 600 HO SDI ADRENALINE	2006-07	852-1006	515-1762-43	
SUMMIT 700	2000-02	850-1007	515-1754-91	
SUMMIT 800	2001-02	850-1007	515-1754-91	
SUMMIT 800 HM	2000	850-1007	515-1754-91	
SUMMIT EVEREST 500SS	2009	852-1008	515-1763-64	
SUMMIT EVEREST 800R PTEK	2008-11	852-1008	515-1763-64	
SUMMIT HILLCLIMB PTEK	2009-10	852-1008	515-1763-64	
SUMMIT HM	2000	850-1007	515-1754-91	
SUMMIT SPORT 600 CARB	2010-20	852-1008	515-1763-64	
SUMMIT SPORT 800R PTEK	2011-16	852-1008	515-1763-64	
SUMMIT X 800R PTEK	2008-10	852-1008	515-1763-64	
TNT	1973-78	850-1000	410-9089-00	
TNT RV 250, 340	1976	850-1000	410-9089-00	
TUNDRA	1985-87	850-1000	410-9089-00	
TUNDRA 300 F	2006	852-1005	515-1761-89	ELECTRIC START
TUNDRA II, LT, R	1997-00	850-1005	410-9089-00	
TUNDRA LT 550F XP	2010-19	852-1009	515-1766-99	
TUNDRA SPORT /LT 600 ACE	2012-21	853-1020	515177325, 278002021, 710001103, 710005569	
TUNDRA 600 EFI SPORT	2021	853-1020	515177325, 278002021, 710001103, 710005569	
TUNDRA SPORT 550F XP	2010-19	852-1009	515-1766-99	
TUNDRA WT 550F RER XU	2014-17	852-1009	515-1766-99	
TUNDRA, LT	1988-95	850-1005	410-9089-00	
ULTRA SONIC	1982	850-1000	410-9089-00	
VALMONT 440R	1973	850-1000	410-9089-00	
Universal™				
FOR ALL 12 VOLT MANUAL START ELECTRICAL		850-1005	33386, 410-9089-00	
FOR ALL 12 VOLT MANUAL START ELECTRICAL		850-1006	410-9113-00	
Yamaha™				
***ALL MODELS EXC. 2 WIRE REGULATOR	1976-87	853-1007	82F-81910-A0-00	
APEX (ALL OPTIONS)	2006-10	85-21002	5JW-81960-00-00	
APEX SE / XTX	2013-16	853-1020	1D7-81960-01-00	
ATTAK	2006-07	85-21002	5JW-81960-00-00	
ATTAK GT	2007	85-21002	5JW-81960-00-00	
BR 250	1994-00	853-1014	82M-81910-A0-00	
BR 250	2006-11	853-1014	82M-81910-A0-00	
BRAVO /T/LT	1988-01	853-1014	82M-81910-A0-00	
ENTICER 340/T/LTR	1988-90	853-1014	82M-81910-A0-00	
EX 570	1993	853-1014	82M-81910-A0-00	
EXCITER /DELUXE/LE/HIGH ALTITUDE	1987-90	853-1014	82M-81910-A0-00	
EXCITER II /LE	1991-93	853-1014	82M-81910-A0-00	
FX NYTRO MTX / RTX / XTX	2013-14	853-1020	1D7-81960-01-00	
MOUNTAIN MAX 600	1997-00	853-1019	8AB-81910-00-00	
MOUNTAIN MAX 600	2001-02	853-1017	4JH-81960-01-00	
MOUNTAIN MAX 700	1997-00	853-1019	8AB-81910-00-00	
MOUNTAIN MAX 700	2001-03	853-1017	4JH-81960-01-00	
MOUNTAIN MAX 800	1997	853-1019	8AB-81910-00-00	
NYTRO	2006	85-21002	5JW-81960-00-00	
NYTRO ER	2006-07	85-21002	5JW-81960-00-00	
PHAZER /DELUXE	1988-89	853-1014	82M-81910-A0-00	
PHAZER GT/MTX/RTX	2007-16	853-1020	1D7-81960-01-00	
PHAZER II /SS/LE	1990-98	853-1014	82M-81910-A0-00	
PZ 480	1994-00	853-1014	82M-81910-A0-00	
RAGE	2006-07	85-21002	5JW-81960-00-00	
RAGE GT	2007	85-21002	5JW-81960-00-00	
RS RAGE	2005	85-21002	5JW-81960-00-00	

VOLTAGE REGULATORS

See Pages 947-948 for Images

CODE = B

KEYWORD = 16



Model	Year	Part No.	OEM	Note
Yamaha™				
RS VECTOR LTX /GT/TF	2010-16	853-1020	1D7-81960-01-00	
RS VENTURE	2005-18	85-21002	5JW-81960-00-00	
RS VENTURE	2009-16	853-1020	1D7-81960-01-00	
RS VIKING PROFESSIONAL	2008-15	85-21002	5JW-81960-00-00	
RX WARRIOR	2004-05	85-21002	5JW-81960-00-00	
RX WARRIOR LE	2004-05	85-21002	5JW-81960-00-00	
RX-1 (ALL OPTIONS)	2003-05	85-21002	5JW-81960-00-00	
SIDEWINDER B TX LE	2018-21	853-1020	8JP-H1960-10-00	
SIDEWINDER L TX DX	2018	853-1020	8JP-H1960-10-00	
SIDEWINDER L TX GT	2020-21	853-1020	8JP-H1960-10-00	
SIDEWINDER L TX LE/SE	2018-21	853-1020	8JP-H1960-10-00	
SIDEWINDER M TX	2018-19	853-1020	8JP-H1960-10-00	
SIDEWINDER R TX LE	2018	853-1020	8JP-H1960-10-00	
SIDEWINDER R TX SE	2018	853-1020	8JP-H1960-10-00	
SIDEWINDER S DX	2018	853-1020	8JP-H1960-10-00	
SIDEWINDER S TX DX	2018	853-1020	8JP-H1960-10-00	
SIDEWINDER S TX GT	2020-21	853-1020	8JP-H1960-10-00	
SIDEWINDER SRX LE	2019-21	853-1020	8JP-H1960-10-00	
SIDEWINDER X TX LE/SE	2018-20	853-1020	8JP-H1960-10-00	
SR VENTURE DX	2018	853-1020	8JP-H1960-10-00	
SRV	1988-90	853-1014	82M-81910-A0-00	
SRVIPER L TX	2019	853-1020	8JP-H1960-10-00	
SRVIPER L TX DX	2018	853-1020	8JP-H1960-10-00	
SRVIPER L TX SE	2020	853-1020	8JP-H1960-10-00	
SRVIPER L-TX GT	2020-21	853-1020	8JP-H1960-10-00	
SRVIPER R TX	2018	853-1020	8JP-H1960-10-00	
SRX 600/S	1998-99	853-1014	82M-81910-A0-00	
SRX 600/S	1998-99	853-1019	8AB-81910-00-00	
SRX 700	2000-02	853-1017	4JH-81960-01-00	
SRX 700 MOUNTAIN	1998	853-1019	8AB-81910-00-00	
SRX 700/S	1998-99	853-1014	82M-81910-A0-00	
SRX 700/S	1998-99	853-1019	8AB-81910-00-00	
SX 500R	2000-01	853-1019	8AB-81910-00-00	
SX 600R	2001-03	853-1017	4JH-81960-01-00	
SX 600R	2000	853-1019	8AB-81910-00-00	
SX 700R	2000	853-1019	8AB-81910-00-00	
SX VENOM	2004-06	85-01000	5BN-81960-00-00	
SX VENOM ER	2004, 06	85-01000	5BN-81960-00-00	
SX VIPER X TX SE	2017	853-1020	8JP-H1960-10-00	
SX VIPER	2002-04	85-01000	5BN-81960-00-00	
SX VIPER ER	2002-04	85-01000	5BN-81960-00-00	
SX VIPER MTN	2003	85-21002	5JW-81960-00-00	
SX VIPER MTN	2004-06	85-01000	5BN-81960-00-00	
SXV 60 ERK	2005	85-01000	5BN-81960-00-00	
VECTOR (ALL OPTIONS)	2005-09	85-21002	5JW-81960-00-00	
VENTURE (ALL OPTIONS)	2007-14	85-21002	5JW-81960-00-00	
VENTURE 500	1997-01	853-1019	8AB-81910-00-00	
VENTURE 600	1997-00	853-1019	8AB-81910-00-00	
VENTURE 600	2001-03	853-1017	4JH-81960-01-00	
VENTURE 600	2004-06	85-01000	5BN-81960-00-00	
VENTURE 700	1999-00	853-1019	8AB-81910-00-00	
VENTURE 700	2001-03	853-1017	4JH-81960-01-00	
VENTURE 700	2004	85-01000	5BN-81960-00-00	
VENTURE LIGHT	2012	853-1020	1D7-81960-01-00	
VENTURE TR	1996-98	853-1019	8AB-81910-00-00	
VENTURE XL	1996-97, 00	853-1019	8AB-81910-00-00	
VK 540 / I / II / III	1994-05	853-1014	82M-81910-A0-00	
VK PRO	2006-12	85-21002	5JW-81960-00-00	
VK PROFESSIONAL II	2016-20	853-1020	1D7-81960-01-00	
VMAX 500	1995-01	853-1019	8AB-81910-00-00	
VMAX 600	1995-00	853-1019	8AB-81910-00-00	
VMAX 600	2001-03	853-1017	4JH-81960-01-00	
VMAX 700	1997-00	853-1019	8AB-81910-00-00	
VMAX 700	2002	853-1017	4JH-81960-01-00	
VMAX 800	1995-97	853-1014	82M-81910-A0-00	
VMAX-4	1996-97	853-1019	8AB-81910-00-00	
VT 500C	1999	853-1019	8AB-81910-00-00	
VX500 ERC	1999	853-1019	8AB-81910-00-00	
XLV	1988-90	853-1014	82M-81910-A0-00	

** 853-1020 ALSO FITS ATV, UTV & MC, PLEASE CONTACT US FOR DETAILS.

** 853-1018 ALSO FITS SAME MODELS AS 85-21002.

** 85-21002 IS THE REPLACEMENT FOR 853-1018

TERMS & INDEX

NEW

HELMETS

HELMET ACCESSORIES

APPAREL

ACCESSORIES

TRACKS & SUSPENSION

STEERING

TRANS MISSION

PLOW & WINCH

WIND SHIELDS

BRAKES & CARB.

ENGINE PARTS

ELECTRICAL

TRAILER

CHEMICALS

TECH & TOOLS

P.O.P

RECTIFIERS



Part No.	Code	Keyword
854-1015	B	16

OEM #: 4060104

Model	Year
Polaris™	
CLASSIC TOURING	1994,1996-00
EURO CLASSIC	1993-94
EURO CLASSIC TOURING	1993-94,1996-98
EURO SPORT TOURING	2001
EURO TRAIL	1997
EURO TRAIL TOURING	1996-98
EURO ULTRA TOURING	1997-98
EURO WIDETRAK LX	1996-98, 00
EURO XLT TOURING	1996-98, 00, 03
INDY 340 DELUXE	1996-98, 00, 04
LITE	1996-98, 00, 05
LITE DELUXE	1996-98, 00, 06

Model	Year
Polaris™	
INDY 340	1996-98, 00, 07
SPORT TOURING	1996-98, 00, 08
SPORT TOURING ES	1996-98, 00, 09
STARLITE	1996-98, 00, 10
TRAIL	1996-98, 00, 11
TRAIL TOURING	1996-98, 00, 12
ULTRA TOURING	1996-98, 00, 13
WIDETRAK LX	1996-98, 00, 14
WIDETRAK LX EURO	1996-98, 00, 15
XLT CLASSIC	1996-98, 00, 16
XLT TOURING	1996-98, 00, 17



Part No.	Code	Keyword
854-1016	B	16

OEM #: 2203794 / 4011440

Model	Year
Polaris™	
600 HO FUSION F/O	2006
600 HO SWITCHBACK F/O	2006-07
600 HO IQ F/O	2007
600 RMK 144/155	2007



Part No.	Code	Keyword
852-1000	B	16

OEM# 410-9090-00, 410-9103-00, 410-9107-00, 410-9113-00, 410-9184-00, 515-1639-00, 515-1755-46

Model	Year
Ski-Doo™	
MANY MANY NEWER MODELS (4 WIRE)	
ALPINE 440 R	1973
BLIZZARD 550, MX	1979-84

Model	Year
Ski-Doo™	
BLIZZARD 9500, 9700	1982-84
CITATION 3500, 4500, SS	1980-84
CITATION LS	1985-88
ELAN 250 TWIN	1973-79
EVEREST 340, 440, 550	1974-83
FORMULA 500	1997-98
FORMULA 500 DLX	1997-98
FORMULA 500 LC	2000
FORMULA 583	1997
FORMULA 583 DLX	1998-99
FORMULA MX, PLUS	1985-87
FORMULA 380 DLX	1999-01
FORMULA 500 DLX	1999-00
FORMULA 500 DLX F	2001
FORMULA 500 DLX LC	1999-00
FORMULA S	1998 & 00
FORMULA Z	1997
FORMULA Z 583	1998
GRAND TOURING 500	1996-99
GRAND TOURING 583	1996,1997-99


Model	Year
Ski-Doo™	
GRAND TOURING 670SE	1996
MX Z 380 F	2001
MX Z 440 F/500 F	2001
NORDIK	1981-83
OLYMPIQUE	1973-79
RV 340	1977-79
SAFARI 377, 477	1984-87
SKANDIC 500F/600	2001
SKANDIC 277, 377, R	1982-87
SKANDIC WT	1996-00
SKANDIC WT LC	1997-98 & 2000
SKANDIC SWT	1997-00
SS-25	1984
TNT	1973-78
TOURING 380 F/500F	2001
TOURING 500 LC	2000
TOURING E	1996-00
TOURING E LT	1996-97
TOURING LE / SLE	1996-00
TUNDRA	1985-87

Part No.	Code	Keyword
853-1015	B	16

OEM# 89A-81960-00-00



Model	Year
Yamaha™	
CS 340, ET 410	1994-00
MOUNTAIN MAX 600/700	1997-00
MOUNTAIN MAX 800	1997
OVATION 340	1994-98
PHAZER PZ 480E, ST	1992-00
PHAZER 500 M.Z	2000
PHAZER MTN 480	1999-00
SRX 600, 700	1999
SX 500/600/700	2000-01
VENTURE 480 TF	1999-00
VENTURE 500	1997-01
VENTURE 600	1999-01
VENTURE 700	1999-00
VENTURE TR	1996-98
VENTURE XL	1996-00
VMAX 500/600	1994-00
VMAX 700	1997-01
VMAX 750	1992-94
VT 480, 500, 600, 700	1992-00



Part No.	Code	Keyword
853-1016	B	16

OEM# 8CR-81960-00-00, 8DX-81960-00-00

Model	Year
Yamaha™	
MOUNTAIN MAX 600 (MM600)	1999-01
MOUNTAIN MAX 700 (MM700)	1999-01
PHAZER 500 (PZ500)	1999-01
PHAZER 500 DELUXE (ELEC START) (PZ500)	2001
PHAZER MOUNTAIN LITE (PZ500MLD)	2000-01
SX500	2001
SX500R (SX500)	2000-01
SX600R (SX600)	2000-01
SX700R (SX700)	2001
SX700SD (SX700)	2000
VENTURE 500 (VT500)	2000-01
VENTURE 500 XL (VT500)	1999
VENTURE 600 (VT600)	1999-01
VENTURE 700 (VT700)	1999-01

Model	Year
Yamaha™	
VENTURE XL (VT500)	1999-01
	2006
VMAX 500 (VX500)	2000-01
VMAX 500 DELUXE (ELEC START) (VX500)	1999-01
VMAX 600 DELUXE (ELEC START) (VX600)	2000-01
VMAX 600 SX (VX600)	1999
VMAX 700 (VX700)	1999-00
VMAX 700 SX (VX700SXC)	1999
VMAX 700 DELUXE (ELEC START) (VX700)	2000-01

STARTER MOTORS See Page 959-960 for Application



Part No. Code Keyword
741-0102 C 16

OEM# 07-45-396 / 0745-438
Gear Teeth: 9T



Part No. Code Keyword
742-0020 B 16

OEM# 515-1767-54;
515-1768-58; 515-1773-89



Part No. Code Keyword
742-0021 C 16

OEM# 428-0003-150, 428-0003-151, 515-1761-03, 515-1765-85



Part No. Code Keyword
742-0022 B 16

OEM# 420-8938-20



Part No. Code Keyword
744-0004 B 16

OEM# 2410889, 4010965
Gear Teeth: 9T

Model	Year	OEM #	SPX Starter
Arctic Cat™			
M 6000 ALPHA ONE ES	2019	0745-396 / 0745-426 / 0745-438	741-0102
M 6000 ES	2015-17	0745-396 / 0745-426 / 0745-438	741-0102
M 6000 LTD ES	2016	0745-396 / 0745-426 / 0745-438	741-0102
M 6000 SE ES	2017-19	0745-396 / 0745-426 / 0745-438	741-0102
M 6000 SNO PRO ES	2016-17	0745-396 / 0745-426 / 0745-438	741-0102
M 8000 MOUNTAIN CAT ES	2018-19	0745-396 / 0745-426 / 0745-438	741-0102
M 8000 SE ES	2018	0745-396 / 0745-426 / 0745-438	741-0102
M 8000 SNO PRO ES	2018-19	0745-396 / 0745-426 / 0745-438	741-0102
NORSEMAN 6000 /X ES	2018-19	0745-396 / 0745-426 / 0745-438	741-0102
PANTERA 6000 ES	2018-19	0745-396 / 0745-426 / 0745-438	741-0102
RIOT 6000 ES	2020-21	0745-396 / 0745-426 / 0745-438	741-0102
XF 6000 CROSS COUNTRY LTD ES	2017-19	0745-396 / 0745-426 / 0745-438"	741-0102
XF 6000 CROSS-TOUR	2015, 18	0745-396 / 0745-426 / 0745-438	741-0102
XF 6000 CROSSTREK ES	2017-18	0745-396 / 0745-426 / 0745-438	741-0102
XF 6000 HIGH COUNTRY /LTD ES	2017-19	0745-396 / 0745-426 / 0745-438	741-0102
XF 6000 LXR	2015	0745-396 / 0745-426 / 0745-438	741-0102
XF 6000 SNO PRO ES /LTD	2015	0745-396 / 0745-426 / 0745-438	741-0102
XF 8000 CROSS COUNTRY	2018-19	0745-396 / 0745-426 / 0745-438	741-0102
XF 8000 CROSS TREK ES	2018	0745-396 / 0745-426 / 0745-438	741-0102
XF 8000 HIGH COUNTRY LTD ES	2018-19	0745-396 / 0745-426 / 0745-438	741-0102
ZR 6000 CROSSTREK ES	2018	0745-396 / 0745-426 / 0745-438"	741-0102
ZR 6000 EL TIGRE ES	2014-18	0745-396 / 0745-426 / 0745-438	741-0102
ZR 6000 ES	2018-19	0745-396 / 0745-426 / 0745-438	741-0102
ZR 6000 LTD ES	2016-21	0745-396 / 0745-426 / 0745-438	741-0102
ZR 6000 LXR ES	2015-17	0745-396 / 0745-426 / 0745-438	741-0102
ZR 6000 RR ES	2017-19	0745-396 / 0745-426 / 0745-438	741-0102
ZR 6000 RS LTD ES	2017	0745-396 / 0745-426 / 0745-438	741-0102
ZR 6000 SNO PRO ES	2015-19	0745-396 / 0745-426 / 0745-438	741-0102
ZR 6000 SNO PRO LTD ES	2015	0745-396 / 0745-426 / 0745-438	741-0102
ZR 8000 EL TIGRE ES	2018	0745-396 / 0745-426 / 0745-438	741-0102
ZR 8000 ES	2018-19	0745-396 / 0745-426 / 0745-438	741-0102
ZR 8000 LTD ES	2018-19	0745-396 / 0745-426 / 0745-438	741-0102
ZR 8000 RR ES	2018-19	0745-396 / 0745-426 / 0745-438	741-0102
ZR 8000 SNO PRO ES	2018-19	0745-396 / 0745-426 / 0745-438	741-0102
Polaris™			
CLASSIC 700	2006	4010965 / 4010965	744-0004
FUSION F/O 700	2006	4010965 / 4010965	744-0004
FUSION F/O 900	2006	4010965 / 4010965	744-0004
HO TOURING 700	2006	4010965 / 4010965	744-0004
RMK 700	2006	4010965 / 4010965	744-0004
RMK 900	2006	4010965 / 4010965	744-0004
SWITCHBACK 900	2006	4010965 / 4010965	744-0004
Ski-Doo™			
BACKCOUNTRY 600R ETEC	2019-21	420-8938-20	742-0022
BACKCOUNTRY 600 EFI SPORT	2021	420-8938-20	742-0022
BACKCOUNTRY 850 ETEC	2019-21	420-8938-20	742-0022
EXPEDITION 550F	2005-06	515-1761-03 / 515-1765-85	742-0021
EXPEDITION 550F SPORT	2007-08	515-1761-03 / 515-1765-85	742-0021
EXPEDITION 550F SPORT	2011-18	515-1767-54 / 515-1768-58 / 515-1770-47 / 515-1773-89 / 515-1781-87	742-0020
EXPEDITION 600 HO LE	2011-19	515-1767-54 / 515-1768-58 / 515-1770-47 / 515-1773-89 / 515-1781-87	742-0020
EXPEDITION 600R E-TEC LE/SE/SWT	2020	420-8938-20	742-0022
EXPEDITION SPORT 600 EFI	2021	420-8938-20	742-0022
EXPEDITION TUV-600	2009-10	515-1767-54 / 515-1768-58 / 515-1770-47 / 515-1773-89 / 515-1781-87	742-0020
EXPEDITION XTREME 800 ETEC	2017-19	515-1767-54 / 515-1768-58 / 515-1770-47 / 515-1773-89 / 515-1781-87	742-0020
EXPEDITION XTREME 850 ETEC	2020-21	420-8938-20	742-0022
FREERIDE 800 ETEC	2017	515-1767-54 / 515-1768-58 / 515-1770-47 / 515-1773-89 / 515-1781-87	742-0020
FREERIDE 850 ETEC	2018-21	420-8938-20	742-0022
FREESTYLE 550F	2007	515-1761-03 / 515-1765-85	742-0021
FREESTYLE BACK COUNTRY 550F	2007-09	515-1761-03 / 515-1765-85	742-0021
FREESTYLE PARK 550F	2007-08	515-1761-03 / 515-1765-85	742-0021
FREESTYLE SESSION 550F	2007-08	515-1761-03 / 515-1765-85	742-0021
GRAND TOURING 600R	2019-21	420-8938-20	742-0022
GRAND TOURING 600HO/600R	2010-18	515-1767-54 / 515-1768-58 / 515-1770-47 / 515-1773-89 / 515-1781-87	742-0020
GRAND TOURING 600 SPORT	2010-13	515-1767-54 / 515-1768-58 / 515-1770-47 / 515-1773-89 / 515-1781-87	742-0020

TERMS & INDEX
NEW
HELMETS
HELMET ACCESSORIES
APPAREL
ACCESSORIES
TRACKS & SUSPENSION
STEERING
TRANS MISSION
PLOW & WINCH
WIND SHIELDS
BRAKES & CARB.
ENGINE PARTS
ELECTRICAL
TRAILER
CHEMICALS
TECH & TOOLS
P.O.P

STARTER MOTORS

See Page 959 for Images, Code and Keyword



TERMS & INDEX

NEW

HELMETS

HELMET ACCESSORIES

APPAREL

ACCESSORIES

TRACKS & SUSPENSION

STEERING

TRANS MISSION

PLOW & WINCH

WIND SHIELDS

BRAKES & CARB.

ENGINE PARTS

ELECTRICAL

TRAILER

CHEMICALS

TECH & TOOLS

P.O.P

Model	Year	OEM #	SPX Starter
Ski-Doo™			
GRAND TOURING LTD 600R ETEC	2019-20	420-8938-20	742-0022
GRAND TOURING SPORT 550F	2012-13	515-1767-54 / 515-1768-58 / 515-1770-47 / 515-1773-89 / 515-1781-87	742-0020
GSX 500 SS	2009	515-1767-54 / 515-1768-58 / 515-1770-47 / 515-1773-89 / 515-1781-87	742-0020
GSX 550F	2005-09	515-1761-03 / 515-1765-85	742-0021
GSX 600 HO LE/SE	2009-13	515-1767-54 / 515-1768-58 / 515-1770-47 / 515-1773-89 / 515-1781-87	742-0020
GSX 600 SPORT	2010	515-1767-54 / 515-1768-58 / 515-1770-47 / 515-1773-89 / 515-1781-87	742-0020
GSX SE 800R ETEC	2012-15	515-1767-54 / 515-1768-58 / 515-1770-47 / 515-1773-89 / 515-1781-87"	742-0020
GTX 500SS	2009	515-1767-54 / 515-1768-58 / 515-1770-47 / 515-1773-89 / 515-1781-87	742-0020
GTX 550F	2005-09	515-1761-03 / 515-1765-85	742-0021
GTX 600	2009	515-1767-54 / 515-1768-58 / 515-1770-47 / 515-1773-89 / 515-1781-87	742-0020
MXZ 500SS TRAIL	2009	515-1767-54 / 515-1768-58 / 515-1770-47 / 515-1773-89 / 515-1781-87	742-0020
MXZ 550F	2007-08	515-1761-03 / 515-1765-85	742-0021
MXZ 550F SPORT	2011-13	515-1767-54 / 515-1768-58 / 515-1770-47 / 515-1773-89 / 515-1781-87	742-0020
MXZ 550F TNT	2011-12	515-1767-54 / 515-1768-58 / 515-1770-47 / 515-1773-89 / 515-1781-87	742-0020
MXZ 550SS TNT	2009	515-1767-54 / 515-1768-58 / 515-1770-47 / 515-1773-89 / 515-1781-87	742-0020
MXZ 600 ADRENALINE HO	2009	515-1767-54 / 515-1768-58 / 515-1770-47 / 515-1773-89 / 515-1781-87	742-0020
MXZ 600 ADRENALINE HO	2010	515-1767-54 / 515-1768-58 / 515-1770-47 / 515-1773-89 / 515-1781-87	742-0020
MXZ 600 RENEGADE HO & SDI	2009	515-1767-54 / 515-1768-58 / 515-1770-47 / 515-1773-89 / 515-1781-87	742-0020
MXZ 600 RENEGADE X	2009	515-1767-54 / 515-1768-58 / 515-1770-47 / 515-1773-89 / 515-1781-87	742-0020
MXZ 600 SPORT	2010-15	515-1767-54 / 515-1768-58 / 515-1770-47 / 515-1773-89 / 515-1781-87	742-0020
MXZ 600 TNT ETEC	2010-15	515-1767-54 / 515-1768-58 / 515-1770-47 / 515-1773-89 / 515-1781-87	742-0020
MXZ 800 ETEC (ALL)	2017	515-1767-54 / 515-1768-58 / 515-1770-47 / 515-1773-89 / 515-1781-87	742-0020
MXZ 800R ADRENALINE	2009-10	515-1767-54 / 515-1768-58 / 515-1770-47 / 515-1773-89 / 515-1781-87	742-0020
MXZ 800R RENEGADE X R	2009	515-1767-54 / 515-1768-58 / 515-1770-47 / 515-1773-89 / 515-1781-87	742-0020
MXZ 800R TNT	2011-13	515-1767-54 / 515-1768-58 / 515-1770-47 / 515-1773-89 / 515-1781-87	742-0020
MXZ 850 ETEC (ALL)	2017-21	420-8938-20	742-0022
MXZ BLIZZARD 600R ETEC	2019-20	420-8938-20	742-0022
MXZ TNT 600R ETEC	2019-21	420-8938-20	742-0022
MXZ X 600 HO	2009-18	515-1767-54 / 515-1768-58 / 515-1770-47 / 515-1773-89 / 515-1781-87	742-0020
MXZ X 600R ETEC	2018-21	420-8938-20	742-0022
MXZ X 800R ETEC	2010-15	515-1767-54 / 515-1768-58 / 515-1770-47 / 515-1773-89 / 515-1781-87	742-0020
MXZ X-RS 600 HO	2010-15	515-1767-54 / 515-1768-58 / 515-1770-47 / 515-1773-89 / 515-1781-87	742-0020
MXZ X-RS 800R	2010-15	515-1767-54 / 515-1768-58 / 515-1770-47 / 515-1773-89 / 515-1781-87	742-0020
RENEGADE 550F SPORT	2011-13	515-1767-54 / 515-1768-58 / 515-1770-47 / 515-1773-89 / 515-1781-87	742-0020
RENEGADE 600 EFI	2021	420-8938-20	742-0022
RENEGADE 600 HO ADRENALINE	2010-18	515-1767-54 / 515-1768-58 / 515-1770-47 / 515-1773-89 / 515-1781-87	742-0020
RENEGADE 600 HO BACKCOUNTRY	2010-18	515-1767-54 / 515-1768-58 / 515-1770-47 / 515-1773-89 / 515-1781-87	742-0020
RENEGADE 600 SPORT	2015	515-1767-54 / 515-1768-58 / 515-1770-47 / 515-1773-89 / 515-1781-87	742-0020
RENEGADE 600R ETEC	2019-21	420-8938-20	742-0022
RENEGADE 800 ETEC (ALL)	2017-18	515-1767-54 / 515-1768-58 / 515-1770-47 / 515-1773-89 / 515-1781-87	742-0020
RENEGADE 800R ADRENALINE	2010-15	515-1767-54 / 515-1768-58 / 515-1770-47 / 515-1773-89 / 515-1781-87	742-0020
RENEGADE 800R BACKCOUNTRY/X	2010-15	515-1767-54 / 515-1768-58 / 515-1770-47 / 515-1773-89 / 515-1781-87	742-0020
RENEGADE 800R SP	2011-13	515-1767-54 / 515-1768-58 / 515-1770-47 / 515-1773-89 / 515-1781-87	742-0020
RENEGADE 800R X/XRS	2010-15	515-1767-54 / 515-1768-58 / 515-1770-47 / 515-1773-89 / 515-1781-87	742-0020
RENEGADE 850 ETEC (ALL)	2017-21	420-8938-20	742-0022
RENEGADE ADRENALINE /X 600R ETEC	2019-20	420-8938-20	742-0022
RENEGADE ENDURO 600R ETEC	2019-20	420-8938-20	742-0022
RENEGADE X 600	2010-15	515-1767-54 / 515-1768-58 / 515-1770-47 / 515-1773-89 / 515-1781-87	742-0020
SKANDIC SWT 550	2015-18	515-1767-54 / 515-1768-58 / 515-1770-47 / 515-1773-89 / 515-1781-87	742-0020
SKANDIC SPORT / WT 600 EFI	2021	420-8938-20	742-0022
SKANDIC SWT / WT 600R E-TEC	2021	420-8938-20	742-0022
SKANDIC SWT/WT 600HO ETEC	2012-19	515-1767-54 / 515-1768-58 / 515-1770-47 / 515-1773-89 / 515-1781-87	742-0020
SKANDIC TUNDRA 550F	2011	515-1767-54 / 515-1768-58 / 515-1770-47 / 515-1773-89 / 515-1781-87	742-0020
SKANDIC TUNDRA 550F LT	2008-09	515-1761-03 / 515-1765-85	742-0021
SKANDIC TUNDRA 600 HO XTREME	2011	515-1767-54 / 515-1768-58 / 515-1770-47 / 515-1773-89 / 515-1781-87	742-0020
SKANDIC WT 550F XU	2012-13	515-1767-54 / 515-1768-58 / 515-1770-47 / 515-1773-89 / 515-1781-87	742-0020
SKANDIC WT 600 HO	2011-13	515-1767-54 / 515-1768-58 / 515-1770-47 / 515-1773-89 / 515-1781-87	742-0020
SKANDIC WT/SWT 550F	2017-18	515-1767-54 / 515-1768-58 / 515-1770-47 / 515-1773-89 / 515-1781-87	742-0020
SUMMIT 550 FAN	2004-07	515-1761-03 / 515-1765-85	742-0021
SUMMIT 600 X HO	2009	515-1767-54 / 515-1768-58 / 515-1770-47 / 515-1773-89 / 515-1781-87	742-0020
SUMMIT 600 X HO/SPORT	2010-18	515-1767-54 / 515-1768-58 / 515-1770-47 / 515-1773-89 / 515-1781-87	742-0020
SUMMIT 600R ETEC	2019-21	420-8938-20	742-0022
SUMMIT 800 ETEC (SEA LEVEL)	2017	515-1767-54 / 515-1768-58 / 515-1770-47 / 515-1773-89 / 515-1781-87	742-0020
SUMMIT 800R SP	2011-15	515-1767-54 / 515-1768-58 / 515-1770-47 / 515-1773-89 / 515-1781-87	742-0020
SUMMIT 800R X	2010-15	515-1767-54 / 515-1768-58 / 515-1770-47 / 515-1773-89 / 515-1781-87	742-0020
SUMMIT 850 ETEC (ALL)	2017-21	420-8938-20	742-0022
SUMMIT EVEREST 500SS	2009	515-1767-54 / 515-1768-58 / 515-1770-47 / 515-1773-89 / 515-1781-87	742-0020
SUMMIT EVEREST 600 HO	2010-11	515-1767-54 / 515-1768-58 / 515-1770-47 / 515-1773-89 / 515-1781-87	742-0020
SUMMIT EVEREST 800 HO	2009	515-1767-54 / 515-1768-58 / 515-1770-47 / 515-1773-89 / 515-1781-87	742-0020
SUMMIT EVEREST 800R	2009-11	515-1767-54 / 515-1768-58 / 515-1770-47 / 515-1773-89 / 515-1781-87	742-0020
SUMMIT SP/X 600R ETEC	2019-20	420-8938-20	742-0022
SUMMIT X 800R	2009	515-1767-54 / 515-1768-58 / 515-1770-47 / 515-1773-89 / 515-1781-87	742-0020
SUMMIT X EXPERT	2020	420-8938-20	742-0022
TUNDRA /WT 550F	2017-18	515-1767-54 / 515-1768-58 / 515-1770-47 / 515-1773-89 / 515-1781-87	742-0020
TUNDRA 600 EFI LT / SPORT	2021	420-8938-20	742-0022
TUNDRA STD/SPORT/LT 550F	2011-16	515-1767-54 / 515-1768-58 / 515-1770-47 / 515-1773-89 / 515-1781-87	742-0020
TUNDRA XTREME 600HO ETEC	2013-16	515-1767-54 / 515-1768-58 / 515-1770-47 / 515-1773-89 / 515-1781-87	742-0020

STARTER FLEX SHAFT



Part No. Code Keyword
741-0100 B 16

OEM# 0745-156 / 0745-169
 INCL : Set Screw X 4pcs

Model	Year
Arctic Cat™	
MOUNTAIN CAT 500	2002
MOUNTAIN CAT 600	2001-04
PANTERA 550	2002-05
PANTERA 580	2001
PANTERA 600	2002-05
PANTHER 550	2001
ZL 500	2001-02
ZL 550	2001-03
ZL 600	2002-03
ZR 500	2001-02



Part No. Code Keyword
741-0101 B 16

OEM# 0645-366 / 0645-602 / 0745-157 / 0745-167

Model	Year
Arctic Cat™	
BEARCAT 570 /LONG TRACK	2004-08
F 1000 EFI LXR	2007-08
F8 EFI LXR /SNO PRO	2007-11
KING CAT 900 /EFI	2004-06
MOUNTAIN CAT 570	2001-04
MOUNTAIN CAT 800 EFI/LE	2001-04
MOUNTAIN CAT 900 /EFI	2003-04

Model	Year
Arctic Cat™	
PANTERA 800 EFI /ESR	2002-04
PANTHER 570	2002-07
Z 570 /LX	2002-07
Z 570 SS/ESR	2002
ZL 800 EFI /ESR/SS/SNO PRO	2001-03
ZR 800 EFI /SNO PRO/CC	2001-03
ZR 900 EFI /SNO PRO	2003-06



744-0100/744-0101 /741-0100



Part No. Code Keyword
744-0100 B 16

OEM# 6230404

Model	Year
Polaris™	
600 AXYS INDY ADVENTURE	2021
600 AXYS INDY XC	2021
600 AXYS PRO RMK	2017-19
600 AXYS SWITCHBACK ASSAULT	2021
600 INDY 121 ES	2019-20
600 INDY 129 XCR SC	2020
600 INDY ADVENTURE SC	2020
600 INDY SP ES	2019-21
600 INDY VOYAGEUR/INTL 144	2015-16
600 INDY XC	2019-20
600 INDY XCR 129/INTL	2021
600 INDY/SP/ES/ADVENTURE	2013-20
600 INDY/SP/ES/INTL ALL OPTIONS	2013
600 PRO RMK 155	2012-18
600 PRO-RIDE RUSH	2010
600 RMK 144/155 ALL	2012-21
600 RUSH PRO R	2011-14
600 RUSH PRO X/S	2015-20
600 RUSH XCR/INTL ES	2017-19
600 RUSH/ES	2011-13
600 SWITCHBACK ADVENTURE	2012-19
600 SWITCHBACK ASSAULT ALL	2014-20
600 SWITCHBACK PRO R	2012-14
600 SWITCHBACK PRO S	2015-21
600 SWITCHBACK PRO-X	2015-16
600 SWITCHBACK SP	2017-19
600 SWITCHBACK XCR	2018-21
600 SWITCHBACK/ES	2012-14
600 VOYAGER/INTL	2014-21
650 MATRYX INDY VR1	2021
650 MATRYX INDY XC	2021
650 MATRYX SWITCHBACK ASSAULT	2021
800 AXYS PRO RMK	2016-20
800 AXYS RMK ASSAULT	2017-18
800 AXYS SKS	2016-20
800 INDY SP/ES/ADVENTURE	2014-20
800 INDY XC	2019-20

Model	Year
Polaris™	
800 INDY XCR SC	2020
800 PRO RMK 155/163 ALL OPTIONS	2011-18
800 RMK 155/163/174	2011-18
800 RMK ASSAULT 155	2018-19
800 RMK KHAOS	2020
800 RUSH PRO X/S	2015-20
800 RUSH PRO-R	2011-14
800 RUSH XCR/INTL	2017-18
800 RUSH/ES	2011-13
800 SKS 146/155	2018-20
800 SWITCHBACK ADVENTURE	2014-19
800 SWITCHBACK ASSAULT ALL	2013-20
800 SWITCHBACK PRO X/S	2015-20
800 SWITCHBACK PRO-R	2012-14
800 SWITCHBACK XCR	2020
800 SWITCHBACK/ES	2012-14
800 TITAN SP/ADVENTURE/XC (ALL)	2018-21
850 AXYS INDY XC	2021
850 AXYS PRO RMK	2019-21
850 AXYS SKS	2019-20
850 AXYS SWITCHBACK ASSAULT	2021
850 INDY ADVENTURE	2020-21
850 INDY XC	2019
850 INDY XCR	2019-20
850 INDY XCR SC	2020
850 MATRYX INDY VR1	2021
850 MATRYX INDY XC	2021
850 MATRYX SWITCHBACK ASSAULT	2021
850 PRO RMK	2019
850 RMK KHAOS	2020-21
850 RUSH PRO-S	2019-20
850 RUSH XCR	2019-21
850 SKS	2019-21
850 SWITCHBACK ASSAULT	2019-20
850 SWITCHBACK PRO-S	2019-21
850 SWITCHBACK XCR	2019-21



Part No. Code Keyword
744-0101 B 16

OEM# 3280492 / 6230385

Model	Year
Polaris™	
550 IQ LXT/INTL	2011-13
550 IQ SHIFT/ES	2010-13
550 SHIFT 136/ES/CND ES/CND ES INTL	2011-13
600 CLEANFIRE SWITCHBACK	2007
600 DRAGON SP/ES EURO	2009
600 DRAGON SWITCHBACK ALL	2010
OPTIONS	
600 HO IQ F/O	2007
600 HO IQ TOURING CLEANFIRE/EURO	2007
600 HO IQ/LX CLEANFIRE	2007
600 HO SWITCHBACK F/O	2007
600 IQ LXT	2012
600 IQ LXT/INTL	2011-15
600 IQ SHIFT/ES/INTL	2010-12
600 IQ TOURING/EURO	2008-10
600 IQ/ES/ES EURO	2009
600 RMK 144/155	2007
600 RMK 144/155/ES/INTL	2010-11
600 SHIFT 136/ES/INTL	2011
600 SWITCHBACK/DRAGON/EURO	2009
600 SWITCHBACK/ES	2010-11
600 WIDETRAX IQ/INTL	2010-17
600/700 IQ DRAGON/700 IQ/600 IQ LX/	2008
EURO ALL OPTIONS	
700 RMK 155/ES	2009
800 DRAGON IQ/ES/INTL ALL OPTIONS	2010
800 DRAGON RMK 155/163 ALL	2009-10
OPTIONS	
800 DRAGON SP/ES EURO	2009
800 DRAGON SWITCHBACK/ES/INTL	2010
ALL OPTIONS	
800 IQ/ES	2009-10
800 RMK 144/155/ES	2009-10
800 SWITCHBACK/DRAGON/EURO	2009-10

STARTER DRIVE REBUILD KIT



DIFFERENT SPACER HEIGHTS

Polaris does not sell the gears individually. You Have to buy the entire cast pinion bracket assembly. At an incredibly high price. We include 2 size spacers in our kit so 1 kit can be used. To rebuild the starter pinion on OEM# 3089759, 1204130, and 1204372 .

Part No.	Code	Keyword
744-0200	B	16

Model	Year
Polaris™	
550 IQ LXT/INTL	2011-13
550 IQ SHIFT/ES	2010-13
550 SHIFT 136/ES/CND ES/CND ES	2011-13
INTL	
600 AXYS INDY ADVENTURE	2021
600 AXYS INDY XC	2021
600 AXYS PRO RMK	2017-19
600 AXYS SWITCHBACK ASSAULT	2021
600 CLEANFIRE SWITCHBACK	2007
600 DRAGON SP/ES EURO	2009
600 DRAGON SWITCHBACK ALL	2010
600 HO IQ F/O	2007
600 HO IQ TOURING CLEANFIRE/EURO	2007
600 HO IQ/LX CLEANFIRE	2007
600 HO SWITCHBACK F/O	2007
600 INDY XCR SC	2020
600 INDY ADVENTURE SC	2020
600 INDY ES	2019-20
600 INDY SP ES	2019-21
600 INDY VOYAGEUR/INTL 144	2015-16
600 INDY/SP/ES/XC/INTL/XCR ALL	2013-21
600 IQ DRAGON	2008
600 IQ LX ALL	2008
600 IQ LXT	2011-15
600 IQ SHIFT/ES/INTL	2010-12
600 IQ TOURING/EURO	2008-10

Model	Year
Polaris™	
600 IQ/ES	2009
600 PRO RMK 155	2012-15
600 RMK 144/155	2007
600 RMK 144/155 ES	2010-21
600 RUSH PRO R/ES/INTL	2012-14
600 RUSH PRO S/PRO X ALL	2015-20
600 RUSH XCR SC	2017-19
600 RUSH/ES	2012-13
600 SHIFT 136/ES/INTL	2011
600 SWITCHBACK ADVENTURE ALL	2012-19
600 SWITCHBACK ASSAULT ALL	2014-20
600 SWITCHBACK PRO R/ES/INTL	2012-14
600 SWITCHBACK PRO S/PRO X ALL	2015-20
600 SWITCHBACK/DRAGON/ES	2009-11
600 SWITCHBACK SP	2017-19
600 SWITCHBACK XCR	2018-21
600 SWITCHBACK/ES	2012-14
600 VOYAGER/INTL	2014-21
600 WIDETRAK IQ	2010-17
700 IQ ALL	2008
700 IQ DRAGON	2008
700 RMK 155/ES	2009
800 AXYS PRO RMK	2016-20
800 AXYS RMK ASSAULT	2017-18
800 AXYS SKS	2016-20
800 DRAGON IQ/ES/INTL ALL	2010

Model	Year
Polaris™	
800 DRAGON RMK 155/163 ALL	2009-10
800 DRAGON SP/ES EURO	2009
800 DRAGON SWITCHBACK/ES/INTL	2010
ALL	
800 INDY SP/ES/ADVENTURE/INTL/	2014-20
XCR ALL	
800 INDY XC	2019-20
800 IQ/ES	2009-10
800 PRO RMK 155/163 ALL	2011-15
800 RMK 144/155/ES/INTL	2009-16
800 RMK ASSAULT /AXYS	2012-19
800 RMK KHAOS	2020
800 RUSH PRO R ALL	2011-14
800 RUSH PRO S/PRO X ALL	2015-20
800 RUSH XCR	2017-18
800 RUSH/ES	2011-13
800 SKS/AXYS SKS	2016-20
800 SWITCHBACK ADVENTURE	2014-19
800 SWITCHBACK ASSAULT ALL	2013-20
800 SWITCHBACK PRO R/ES/INT/	2012-14
LE ALL	
800 SWITCHBACK PRO S/PRO X ALL	2015-20
800 SWITCHBACK XCR	2018-20
800 SWITCHBACK/DRAGON/ES	2009-10
800 SWITCHBACK/ES	2012-14

DRIVE GEAR KIT

ARCTIC CAT™



OEM# 0645-713 / 0645-814 / 0745-398 /
0745-430 / 0645-853
Drive Gear Kit

Part No.	Code	Keyword
781-0100	B	16

Model	Year
Arctic Cat™	
BEARCAT 2000 LT	2017-18
BEARCAT 2000 XT	2017
BLAST 4000 ZR / M / LT	2021
LYNX 2000 /LT	2017-20
M 6000 /SE/ES/LTD	2016-17
M 6000 ALPHA ONE ES	2020
M 6000 SNO PRO /ES	2016-19
M 8000 HARDCORE ALPHA ONE ES	2020-21
M 8000 MOUNTAIN CAT ALPHA ONE ES	2020-21
M 8000 MOUNTAIN CAT ES	2018-19
M 8000 SE ES	2018
M 8000 SNO PRO ES	2018
NORSEMAN 6000 ES	2018-19
NORSEMAN 8000 X ES	2021
PANTERA 6000 ES	2018-19
RIOT 6000 ES	2020-21
RIOT 8000 ES	2021
RIOT X 8000 ES	2021
XF 6000 CROSS TOUR	2015
XF 6000 CROSS-COUNTRY LTD ES	2017-18
XF 6000 CROSSTOUR	2018
XF 6000 CROSSTREK ES	2016-17
XF 6000 HIGH COUNTRY LTD	2017-19
XF 6000 LXR	2015
XF 6000 SNO PRO ES/LTD	2015
XF 8000 CROSS COUNTRY LTD ES	2018-19
XF 8000 CROSSTREK ES	2018
XF 8000 HIGH COUNTRY LTD ES	2018-19
ZR 6000 CROSSTREK ES	2018
ZR 6000 EL TIGRE ES	2014-18
ZR 6000 ES	2018-19
ZR 6000 LTD ES	2016-21
ZR 6000 LXR ES	2016-17
ZR 6000 RR ES	2017-19
ZR 6000 RS LTD ES	2017
ZR 6000 SNO PRO ES/LTD	2015-18
ZR 8000 EL TIGRE ES	2018
ZR 8000 ES/LTD ES	2018-21
ZR 8000 RR ES	2018-21
ZR 8000 SNO PRO ES	2018-20

DRIVE GEAR REPAIR KIT

POLARIS™



OEM# 3083201 / 3083202 / 3084116
Drive Gear Repair Kit
9-Tooth

Part No.	Code	Keyword
744-0201	B	16

Model	Year
Polaris™	
400	1987-89
500	1989-92
600	1987
650	1988-89
400 SKS	1987-88
500 CLASSIC	1991
500 SKS	1989-91
500 SP	1989-91
650 SKS	1988-89
CLASSIC	1988-96
CLASSIC TOURING	1993-94
EURO CLASSIC	1993-94
EURO CLASSIC TOURING	1993-94
EURO RXL TOURING	1994
EURO TRAIL DELUXE	1994-95
EURO WIDETRAX LX	1996
EURO XLT TOURING	1995-96
FIN 400	1988
FIN 400 SKS	1988
FIN 500	1990
FIN 500 SKS	1989-90
FIN 500 SP	1990
FIN 650	1988
FIN 650 SKS	1988-89
FIN CLASSIC	1990
FIN SPORT	1988
FIN STAR	1985, 88, 90
FIN STAR TRAK	1990
FIN TRAIL	1988, 90
FIN TRAIL DELUXE	1990
FIN TRAIL SKS	1988
LITE	1993-95
LITE DELUXE	1993-95
NOR 400	1987-89
NOR 400 CLASSIC	1988
NOR 400 SKS	1987-89
NOR 500	1989
NOR 500 CLASSIC	1989-90
NOR 500 SKS	1989-90
NOR 600	1987
NOR 650	1989

Model	Year
Polaris™	
NOR 650 SKS	1988-89
NOR SPORT	1987-88
NOR SPRINT	1986-87
NOR SPRINT ES	1987
NOR STAR	1987-90
NOR STAR TRAK	1990
NOR TRAIL	1987-89
NOR TRAIL DELUXE	1990
NOR TRAIL SKS	1988-89
NOR TRAIL SP	1989
RXL	1994-95
RXL TOURING	1994
SPORT	1987-88
SPRINT	1986-87
SPRINT ES	1986-90
SS	1985-86
STAR	1985-90
STAR TWIN	1985
STAR TWIN ES	1985
STARLITE	1993-95
STARTRAK	1990
SWE 400	1988-89
SWE 400 SKS	1988
SWE 500	1991
SWE 500 CLASSIC	1989
SWE 500 SKS	1989-91
SWE 500 SP	1990
SWE 650 SKS	1988-89
SWE SPORT	1988
SWE SS	1985
SWE STAR	1985
SWE TRAIL DELUXE	1990-92
SWE TRAIL SKS	1988-89
SWE TRAIL SP	1988-89
TRAIL	1987-95
TRAIL DELUXE	1988-95
TRAIL ES	1987-89
TRAIL SKS	1987-89
TRAIL SP	1988-89
WIDETRAX LX	1996
XLT TOURING	1995-96



TERMS &
INDEX

NEW

HELMETS

HELMET
ACCESSORIES

APPAREL

ACCESSORIES

TRACKS &
SUSPENSION

STEERING

TRANS
MISSION

PLOW &
WINCH

WIND
SHIELDS

BRAKES &
CARB.

ENGINE
PARTS

ELECTRICAL

TRAILER

CHEMICALS

TECH &
TOOLS

P.O.P

STARTERS AND STARTER REBUILD KITS

CODE = C

KEYWORD = 16



STARTERS



- High quality magnets to provide more starting torque.
- Double sealed housings to keep dirt out for longer service life.
- 90/10 copper bushings and/or heavy-duty bearings for longer life.

STARTER REBUILD KITS



- Brushes, bushings, bearings, seals, brush holder and insulators for a complete small parts rebuilding kit.

Note: Part Number 741-0407 does not include the drive gear

Model	Year	Engine (cc)	Drive	Flex Shaft	Starter	Parts Kit w Brush Holder
Arctic Cat™						
Bearcat 340	1995-2000	339cc			741-0403	740-0200
Cheetah 340	1994	339cc			741-0403	740-0200
Jag 340	1989-1991	339cc			741-0403	740-0200
Jag 340	1998-1999	339cc			741-0403	740-0200
Jag 340 Deluxe	1989-1991	339cc			741-0403	740-0200
Jag 340 Deluxe	1998-1999	339cc			741-0403	740-0200
Jag 340 Mountain Cat	1990-1991	339cc			741-0403	740-0200
Lynx	1991-1993	339cc			741-0403	740-0200
Lynx Deluxe	1991-1993	339cc			741-0403	740-0200
Lynx Mountain Cat	1992-1993	339cc			741-0403	740-0200
Panther 340	1998-2000	339cc			741-0403	740-0200
Puma	1994-1997	339cc			741-0403	740-0200
Puma 2-Up	1994-1997	339cc			741-0403	740-0200
Puma Deluxe	1994-1997	339cc			741-0403	740-0200
Panther 370	2001-2008	367cc			741-0403	740-0200
Z370	1999	367cc			741-0402	
Z370	2000-2007	367cc			741-0403	740-0200
Z370 ES	2000-2002	367cc			741-0403	740-0200
Z370 ESR	2003	367cc			741-0403	740-0200
Z370 LX	2004-2007	367cc			741-0403	740-0200
Bearcat 440	1995-2000	431cc			741-0403	740-0200
Cheetah 440	1992-1994	431cc			741-0403	740-0200
Cheetah Touring	1991	431cc			741-0403	740-0200
Cougar 440	1991-1992	431cc			741-0403	740-0200
Jag 440	1992-1999	431cc			741-0403	740-0200
Jag 440 AFS	1989-1993	431cc			741-0403	740-0200
Jag 440 AFS Deluxe	1990-1991	431cc			741-0403	740-0200
Jag 440 AFS Long Track	1990-1991	431cc			741-0403	740-0200
Jag 440 AFS Special	1991	431cc			741-0403	740-0200
Jag 440 Deluxe	1992-1999	431cc			741-0403	740-0200
Jag 440 Liquid	1996	431cc			741-0403	740-0200
Jag 440 Special	1992	431cc			741-0403	740-0200
Jag 440Z	1993-1994	431cc			741-0403	740-0200
Pantera 440	1988-1992	431cc			741-0403	740-0200
Panther	1989-1993	431cc			741-0403	740-0200
Panther 440	1997-2002	431cc			741-0403	740-0200
Panther Deluxe	1991-1996	431cc			741-0403	740-0200
Panther LC	1996	431cc			741-0403	740-0200
Panther Mountain Cat	1990-1991	431cc			741-0403	740-0200
Prowler	1990-1992	431cc			741-0403	740-0200
Prowler 2-Up	1991-1992	431cc			741-0403	740-0200
Prowler 2-Up	1995	431cc			741-0402	
Prowler Mountain Cat	1991-1992	431cc			741-0403	740-0200
Super Jag	1989-1992	431cc			741-0403	740-0200
Z440	2000-2002	431cc			741-0403	740-0200
Z440	1998-1999	431cc			741-0402	
Z440 ES	2000-2002	431cc			741-0403	740-0200
Z440 ESR	2003	431cc			741-0403	740-0200
Z440 LX	2004-2006	431cc			741-0403	740-0200
F5	2013	499cc			741-0401	
F5 EFI LXR	2007-2009	499cc			741-0401	
F5 LXR	2010-2012	499cc			741-0401	
Mountain Cat 500	2001-2002	499cc			741-0401	
Sabrecat 500	2004-2005	499cc			741-0401	
Sabrecat 500 EFI	2006	499cc			741-0401	
Sabrecat 500 EFI LX	2006	499cc			741-0401	
Sabrecat 500 LX	2004-2005	499cc			741-0401	
T500	2008-2009	499cc			741-0401	
ZL500	2002	499cc		744-0104	741-0401	
ZL500 EFI ESR	2001	499cc		744-0104	741-0401	
ZR500	2001-2002	499cc		744-0104	741-0401	
ZR500 CC	2002	499cc		744-0104	741-0401	
ZR500 EFI	2001	499cc		744-0104	741-0401	

STARTERS AND STARTER REBUILD KITS

CODE = C

KEYWORD = 16



Model	Year	Engine (cc)	Drive	Flex Shaft	Starter	Parts Kit w Brush Holder
Arctic Cat™						
ZR500 EFI ESR	2001	499cc		744-0104	741-0401	
El Tigre EXT	1989-1991	529cc			741-0403	740-0200
El Tigre EXT Mountain Cat	1989-1991	529cc			741-0403	740-0200
Bearcat 550	1995-1996	550cc			741-0402	
Bearcat Widetrack	1997-2002	550cc			741-0402	
Cheetah 550	1994	550cc			741-0402	
Cougar 550	1995-1998	550cc			741-0402	
Cougar Deluxe 550	1998	550cc			741-0402	
Cougar Mountain Cat	1995-1998	550cc			741-0402	
EXT 550	1992	550cc			741-0402	
EXT 550	1993	550cc			741-0402	
Pantera 550	2002-2005	550cc		744-0104	741-0401	
Pantera 550	1993-1994	550cc			741-0402	
Panther 550	2001	550cc		744-0104	741-0401	
Panther 550	1997-2000	550cc			741-0402	
Prowler	1995	550cc			741-0402	
ZL550 ESR	2000	550cc			741-0402	
ZL550 ESR	2001-2003	550cc		744-0104	741-0401	
Bearcat 2000	2015	565cc			741-0405	
Bearcat 2000 XT	2015-2016	565cc			741-0405	
Bearcat 570	2004-2008	565cc			741-0401	
Bearcat 570	2009-2013	565cc			741-0404	740-0200
Bearcat 570	2014	565cc			741-0405	
Bearcat 570 LTD	2011	565cc			741-0404	740-0200
Bearcat 570 XT	2009-2013	565cc			741-0404	740-0200
Bearcat 570 XT	2014	565cc			741-0405	
Bearcat 570 XT LTD	2011	565cc			741-0404	740-0200
F570	2008-2012	565cc			741-0404	740-0200
F570	2013	565cc			741-0404	740-0200
F570	2014	565cc			741-0405	
Lynx 2000	2015-2016	565cc			741-0405	
Lynx 2000 LT	2015-2016	565cc			741-0405	
Mountain Cat 570	2002-2004	565cc			741-0401	
Panther 570	2002-2007	565cc			741-0401	
T570	2008-2013	565cc			741-0404	740-0200
T570	2014	565cc			741-0405	
Z570	2002-2005	565cc			741-0401	
Z570 ESR	2002-2003	565cc			741-0401	
Z570 LX	2004-2007	565cc			741-0401	
Z570 SS	2002	565cc			741-0401	
EXT 580	1994-1996	580cc			741-0402	
EXT 580 EFI	1993-1998	580cc			741-0402	
EXT 580 EFI Deluxe	1996-1998	580cc			741-0402	
EXT 580 EFI Mountain Cat	1993-1996	580cc			741-0402	
EXT 580 Mountain Cat	1993-1994	580cc			741-0402	
EXT 580 Powder Special	1995-1996	580cc			741-0402	
EXT 580Z	1993	580cc			741-0402	
Pantera 580	1995-1998	580cc			741-0402	
Pantera 580 EFI	2001	580cc		744-0104	741-0401	
Pantera 580 EFI	1999-2000	580cc			741-0402	
Powder Special 580	1997	580cc			741-0402	
Powder Special 580 EFI	1997	580cc			741-0402	
ZL580 EFI ESR	2000	580cc			741-0402	
ZRT600	1997-2002	594cc			741-0402	
ZRT600 LE	2001	594cc			741-0402	
EXT 600	1997	599cc			741-0402	
EXT 600 Touring	1998	599cc			741-0402	
EXT 600 Triple	1998	599cc			741-0402	
F6 EFI LXR	2007-2008	599cc			741-0401	
M6000 ES	2015-2016	599cc			741-0407	
M6000 LTD ES	2016	599cc			741-0407	
M6000 Sno Pro ES	2016	599cc			741-0407	
Mountain Cat 600 EFI	2001-2004	599cc			741-0401	
Mountain Cat 600 EFI LE	2001-2002	599cc			741-0401	
Pantera 600 EFI	2002-2005	599cc		744-0104	741-0401	
Powder Extreme	1997-1998	599cc			741-0402	
Sabrecat 600	2004	599cc			741-0401	
Sabrecat 600 EFI	2004-2005	599cc			741-0401	
Sabrecat 600 EFI EXT	2004-2005	599cc			741-0401	
Sabrecat 600 EFI LX	2004-2006	599cc			741-0401	

STARTERS AND STARTER REBUILD KITS



CODE = C

KEYWORD = 16

Model	Year	Engine (cc)	Drive	Flex Shaft	Starter	Parts Kit w Brush Holder
Arctic Cat™						
Sabrecat 600 LX	2004	599cc			741-0401	
Triple Touring 600	1999-2001	599cc			741-0402	
XF6000 Cross Tour	2015	599cc			741-0407	
XF6000 LXR	2015	599cc			741-0407	
XF6000 Sno Pro ES	2015	599cc			741-0407	
XF6000 Sno Pro LTD ES	2015	599cc			741-0407	
ZL600 EFI ESR	2001-2003	599cc		744-0104	741-0401	
ZL600 EFI SS ESR	2002-2003	599cc		744-0104	741-0401	
ZR600	2001-2002	599cc		744-0104	741-0401	
ZR600 EFI	2001-2002	599cc		744-0104	741-0401	
ZR600 EFI CC	2002	599cc		744-0104	741-0401	
ZR600 EFI LE	2001	599cc		744-0104	741-0401	
ZR6000 El Tigre ES	2014-2016	599cc			741-0407	
ZR6000 LTD ES	2016	599cc			741-0407	
ZR6000 LXR	2015	599cc			741-0407	
ZR6000 LXR ES	2016	599cc			741-0407	
ZR6000 Sno Pro ES	2015-2016	599cc			741-0407	
ZR6000 Sno Pro LTD ES	2015	599cc			741-0407	
Bearcat Widetrack	2003-2008	660cc			741-0409	
Bearcat Widetrack Turbo	2006-2008	660cc			741-0409	
Panther 660	2006-2008	660cc			741-0409	
T660 Touring	2004-2008	660cc			741-0409	
T660 Turbo	2004-2007	660cc			741-0409	
T660 Turbo ST	2005	660cc			741-0409	
T660 Turbo ST EB	2005	660cc			741-0409	
T660 Turbo Touring	2004-2007	660cc			741-0409	
Touring - 4-Stroke	2002-2003	660cc			741-0409	
Trail - 4-Stroke	2002-2003	660cc			741-0409	
Sabrecat 700 EFI	2004-2005	698cc			741-0401	
Sabrecat 700 EFI EXT	2004-2006	698cc			741-0401	
Sabrecat 700 EFI LX	2004-2006	698cc			741-0401	
Mountain Cat 800	2001-2002	785cc			741-0401	
Mountain Cat 800 EFI	2002-2004	785cc			741-0401	
Mountain Cat 800 EFI LE	2002	785cc			741-0401	
Mountain Cat 800 LE	2001-2002	785cc			741-0401	
Pantera 800	1998-1999	785cc			741-0402	
Pantera 800 EFI	2002-2004	785cc			741-0401	
ZL800 EFI ESR	2002-2003	785cc			741-0401	
ZL800 EFI SS	2002-2003	785cc			741-0401	
ZL800 ESR	2001	785cc			741-0401	
ZR800	2001-2002	785cc			741-0401	
ZR800 CC	2002	785cc			741-0401	
ZR800 EFI	2002-2003	785cc			741-0401	
ZR800 EFI CC	2002	785cc			741-0401	
ZR800 EFI Sno Pro	2003	785cc			741-0401	
ZR800 LE	2001	785cc			741-0401	
ZRT800	1997-2001	785cc			741-0402	
ZRT800 LE	2001	785cc			741-0402	
F8 EFI LXR	2007-2010	794cc			741-0401	
F8 LXR	2011	794cc			741-0401	
F8 LXR Sno Pro	2011	794cc			741-0401	
F8 Sno Pro EXT	2011	794cc			741-0401	
M800 Sno Pro LTD ES	2013	794cc			741-0406	
M8000 LTD ES	2016-2017	794cc			741-0406	
M8000 Mountain Cat ES	2017	794cc			741-0406	
M8000 SE ES	2016-2017	794cc			741-0406	
M8000 Sno Pro ES	2016-2017	794cc			741-0406	
M8000 Sno Pro LTD ES	2014-2015	794cc			741-0406	
XF800 Cross Tour	2013	794cc			741-0406	
XF800 High Country Sno Pro LTD	2013	794cc			741-0406	
XF800 LXR	2013	794cc			741-0406	
XF800 Sno Pro LTD	2013	794cc			741-0406	
XF8000 Cross Country ES	2017	794cc			741-0406	
XF8000 Cross Country LTD	2015	794cc			741-0406	
XF8000 Cross Tour	2014-2015	794cc			741-0406	
XF8000 Crosstrek ES	2016-2017	794cc			741-0406	
XF8000 High Country LTD	2015	794cc			741-0406	
XF8000 High Country LTD ES	2016-2017	794cc			741-0406	
XF8000 High Country Sno Pro LTD	2014	794cc			741-0406	
XF8000 LXR	2014-2015	794cc			741-0406	

STARTERS AND STARTER REBUILD KITS

CODE = C

KEYWORD = 16



Model	Year	Engine (cc)	Drive	Flex Shaft	Starter	Parts Kit w Brush Holder
Arctic Cat™						
XF8000 Sno Pro LTD	2014-2015	794cc			741-0406	
ZR8000 El Tigre ES	2017	794cc			741-0406	
ZR8000 LTD ES	2016-2017	794cc			741-0406	
ZR8000 LTD ES ET	2016	794cc			741-0406	
ZR8000 LXR	2014-2016	794cc			741-0406	
ZR8000 LXR ES	2016-2017	794cc			741-0406	
ZR8000 RR ES	2017	794cc			741-0406	
ZR8000 Sno Pro ES	2017	794cc			741-0406	
ZR8000 Sno Pro LTD	2014-2015	794cc			741-0406	
ZR8000 Sno Pro LTD El Tigre ES	2015	794cc			741-0406	
King Cat 900	2004-2005	862cc			741-0401	
King Cat 900 EFI	2005-2006	862cc			741-0401	
Mountain Cat 900	2003-2004	862cc			741-0401	
Mountain Cat 900 EFI	2004	862cc			741-0401	
ZR900	2003-2005	862cc			741-0401	
ZR900 EFI	2004-2006	862cc			741-0401	
ZR900 EFI Sno Pro	2004-2006	862cc			741-0401	
ZR900 Sno Pro	2003-2005	862cc			741-0401	
Thundercat	1997	896cc			741-0402	
Thundercat MC	1997	896cc			741-0402	
M9000 King Cat	2017-2019	998cc			741-0410	
F1000 EFI LXR	2007-2008	999cc			741-0401	
Mountain Cat 1000	2001-2002	999cc			741-0402	
Pantera 1000	2000-2001	999cc			741-0402	
Thundercat	1998-2002	999cc			741-0402	
Thundercat MC	1998-2000	999cc			741-0402	
Bearcat 7000 XT	2016-2019	1049cc			741-0410	
M7000 LTD	2016	1049cc			741-0410	
M7000 Sno Pro	2015-2016	1049cc			741-0410	
Pantera 7000	2015-2016	1049cc			741-0410	
Pantera 7000	2018	1049cc			741-0410	
Pantera 7000 LTD	2015-2019	1049cc			741-0410	
Pantera 7000 LTD XT	2016-2019	1049cc			741-0410	
XF7000 Cross Country	2015	1049cc			741-0410	
XF7000 Cross Tour	2014-2018	1049cc			741-0410	
XF7000 Crosstrek	2016-2018	1049cc			741-0410	
XF7000 High Country	2015-2016	1049cc			741-0410	
XF7000 LXR	2014-2015	1049cc			741-0410	
XF7000 Sno Pro	2014-2015	1049cc			741-0410	
XF7000 Sno Pro CC	2014	1049cc			741-0410	
XF7000 Sno Pro LTD	2014-2015	1049cc			741-0410	
ZR7000	2018-2019	1049cc			741-0410	
ZR7000 El Tigre	2016-2017	1049cc			741-0410	
ZR7000 LTD	2016-2019	1049cc			741-0410	
ZR7000 LTD iAct	2019	1049cc			741-0410	
ZR7000 LXR	2014-2017	1049cc			741-0410	
ZR7000 RR	2016	1049cc			741-0410	
ZR7000 Sno Pro	2014-2018	1049cc			741-0410	
ZR7000 Sno Pro LTD	2014-2016	1049cc			741-0410	
ZR7000 Sno Pro RR	2015	1049cc			741-0410	
Bearcat 5000 XT	2015	1056cc			741-0408	
Bearcat 5000 XT GS	2015	1056cc			741-0408	
Bearcat 5000 XT LTD	2015	1056cc			741-0408	
Bearcat Z1 XT	2009-2014	1056cc			741-0408	
Bearcat Z1 XT GS	2012-2014	1056cc			741-0408	
Bearcat Z1 XT LTD	2011-2014	1056cc			741-0408	
F1100 LXR	2012-2013	1056cc			741-0408	
F1100 Sno Pro	2012-2013	1056cc			741-0408	
F1100 Sno Pro LTD	2012-2013	1056cc			741-0408	
F1100 Turbo LXR	2012-2013	1056cc			741-0408	
F1100 Turbo Sno Pro	2012-2013	1056cc			741-0408	
F1100 Turbo Sno Pro LTD	2012-2013	1056cc			741-0408	
F1100 Turbo Sno Pro RR	2013	1056cc			741-0408	
Jaguar Z1 1100 EFI	2007-2008	1056cc			741-0408	
M1100	2012-2013	1056cc			741-0408	
M1100 Sno Pro	2012	1056cc			741-0408	
M1100 Sno Pro Anniversary	2012	1056cc			741-0408	
M1100 Sno Pro LTD	2012	1056cc			741-0408	
M1100 Turbo	2012-2013	1056cc			741-0408	
M1100 Turbo HCR	2012-2013	1056cc			741-0408	
M1100 Turbo Sno Pro	2012-2013	1056cc			741-0408	

STARTERS AND STARTER REBUILD KITS



CODE = C

KEYWORD = 16

Model	Year	Engine (cc)	Drive	Flex Shaft	Starter	Parts Kit w Brush Holder
Arctic Cat™						
M1100 Turbo Sno Pro Anniversary	2012	1056cc			741-0408	
M1100 Turbo Sno Pro LTD	2012-2013	1056cc			741-0408	
M9000	2014	1056cc			741-0408	
M9000 HCR	2014-2015	1056cc			741-0408	
M9000 LTD	2016	1056cc			741-0408	
M9000 Sno Pro	2014	1056cc			741-0408	
M9000 Sno Pro	2016	1056cc			741-0408	
M9000 Sno Pro LTD	2014-2015	1056cc			741-0408	
TZ1	2012-2014	1056cc			741-0408	
TZ1 LXR	2012-2014	1056cc			741-0408	
TZ1 LXR LTD	2011	1056cc			741-0408	
TZ1 Park	2009	1056cc			741-0408	
TZ1 Touring	2008-2011	1056cc			741-0408	
TZ1 Touring LXR	2008-2010	1056cc			741-0408	
TZ1 Turbo LXR	2009-2010	1056cc			741-0408	
TZ1 Turbo LXR	2013	1056cc			741-0408	
TZ1 Turbo LXR LE	2009-2010	1056cc			741-0408	
TZ1 Turbo LXR LTD	2011-2012	1056cc			741-0408	
XF1100 Cross Tour	2013	1056cc			741-0408	
XF1100 LXR	2012-2013	1056cc			741-0408	
XF1100 Sno Pro	2012-2013	1056cc			741-0408	
XF1100 Sno Pro LTD	2012-2013	1056cc			741-0408	
XF1100 Turbo Cross Tour	2013	1056cc			741-0408	
XF1100 Turbo LXR	2012-2013	1056cc			741-0408	
XF1100 Turbo Sno Pro	2012-2013	1056cc			741-0408	
XF1100 Turbo Sno Pro LTD	2012-2013	1056cc			741-0408	
XF9000 Cross Country LTD	2015	1056cc			741-0408	
XF9000 Cross Country LTD	2017-2019	1056cc			741-0410	
XF9000 Cross Tour	2014-2015	1056cc			741-0408	
XF9000 Cross Tour	2018	1056cc			741-0410	
XF9000 Crosstrek	2016	1056cc			741-0408	
XF9000 Crosstrek	2017-2018	1056cc			741-0410	
XF9000 High Country	2014	1056cc			741-0408	
XF9000 High Country LTD	2014-2016	1056cc			741-0408	
XF9000 High Country LTD	2017-2019	1056cc			741-0410	
XF9000 LXR	2014-2015	1056cc			741-0408	
XF9000 Sno Pro	2014-2015	1056cc			741-0408	
XF9000 Sno Pro CC	2014	1056cc			741-0408	
XF9000 Sno Pro LTD	2014-2015	1056cc			741-0408	
Z1 1100 EFI	2009-2010	1056cc			741-0408	
Z1 1100 EFI LXR	2009-2010	1056cc			741-0408	
Z1 Bearcat XT	2009-2010	1056cc			741-0408	
Z1 LXR	2011	1056cc			741-0408	
Z1 Sno Pro	2011	1056cc			741-0408	
Z1 Turbo	2009-2010	1056cc			741-0408	
Z1 Turbo EXT	2010-2011	1056cc			741-0408	
Z1 Turbo LXR	2009-2011	1056cc			741-0408	
Z1 Turbo LXR LE	2009-2010	1056cc			741-0408	
Z1 Turbo LXR LTD	2011	1056cc			741-0408	
Z1 Turbo Sno Pro	2009-2011	1056cc			741-0408	
ZR5000 LXR	2014-2017	1056cc			741-0408	
ZR9000 El Tigre	2015	1056cc			741-0408	
ZR9000 LTD	2016	1056cc			741-0408	
ZR9000 LTD	2017	1056cc			741-0410	
ZR9000 LTD	2019	1056cc			741-0410	
ZR9000 LTD ET	2016	1056cc			741-0408	
ZR9000 LTD iAct	2019	1056cc			741-0410	
ZR9000 LXR	2014-2016	1056cc			741-0408	
ZR9000 LXR	2017	1056cc			741-0410	
ZR9000 RR	2016	1056cc			741-0408	
ZR9000 RR	2017	1056cc			741-0410	
ZR9000 RR	2017-2019	1056cc			741-0410	
ZR9000 Sno Pro	2014-2016	1056cc			741-0408	
ZR9000 Sno Pro	2017-2019	1056cc			741-0410	
ZR9000 Sno Pro LTD	2014-2015	1056cc			741-0408	
ZR9000 Sno Pro RR	2014-2015	1056cc			741-0408	
ZR9000 Thundercat	2017-2020	1056cc			741-0410	
ZR9000 Thundercat iAct	2019-2020	1056cc			741-0410	

STARTERS AND STARTER REBUILD KITS

CODE = C

KEYWORD = 16



Model	Year	Engine (cc)	Drive	Flex Shaft	Starter	Parts Kit w Brush Holder
Lynx™						
Light Touring LT	1999	400cc	742-0051		742-0404	
Forest Fox 440	2005-2008	440cc	742-0051		742-0404	
Explorer 500	2001-2002	493cc	742-0051		742-0404	
Super Touring 500	2002	500cc	742-0052		742-0401	740-0201
XR 500F	1999-2000	500cc	742-0051		742-0404	
5900	1999-2006	503cc	742-0051		742-0404	
Ranger King 500	1999	503cc	742-0051		742-0404	
Touring 500	2000	503cc	742-0051		742-0404	
YETI 59 (2-Stroke)	2016	550cc			742-0420	740-0206
6900	1999-2007	553cc	742-0051		742-0404	
Adventure 550	2008-2009	553cc	742-0052		742-0421	
Adventure LX 550F	2006-2007	553cc	742-0052		742-0421	
Rave XT N-Duro 550	2006	553cc	742-0052		742-0401	740-0201
ST-550	2003-2007	553cc	742-0051		742-0404	
Xtrim 550	2008-2009	553cc	742-0052		742-0421	
Xtrim 550	2010-2013	553cc			742-0420	740-0206
YETI 550	2008-2009	553cc	742-0051		742-0404	
YETI 550	2011	553cc	742-0051		742-0404	
YETI 550	2012-2015	553cc			742-0420	740-0206
YETI 550 Pro	2008-2011	553cc	742-0051		742-0404	
Sport Touring 600	2003-2005	593cc	742-0052		742-0401	740-0201
ST-600	2003-2006	593cc	742-0052		742-0401	740-0201
ST-600	2007	593cc	742-0052		742-0421	
Adventure GT 600 E-TEC	2011-2014	594cc			742-0420	740-0206
Adventure GT 600 HO SDI	2006-2008	594cc	742-0052		742-0401	740-0201
Adventure GT 600 SDI	2009-2010	594cc	742-0052		742-0401	740-0201
Adventure LX 600	2006	594cc	742-0052		742-0401	740-0201
Adventure LX 600 ACE	2011-2014	594cc			742-0409	
Adventure LX 600 ACE	2015-2019	594cc			742-0409	
BoonDocker 600 E-TEC	2014-2016	594cc			742-0420	740-0206
BoonDocker 600 HO E-TEC	2018	594cc			742-0420	740-0206
BoonDocker STD 600	2017	594cc			742-0420	740-0206
Xtrim 600	2008	594cc	742-0052		742-0401	740-0201
Xtrim 600	2009-2015	594cc	742-0052		742-0420	740-0206
Xtrim 600 ACE	2012-2015	594cc			742-0409	
Xtrim 600 ACE	2018	594cc			742-0420	740-0206
Xtrim 600 ACE	2019	594cc			742-0409	
Xtrim 600 HO E-TEC	2018	594cc			742-0420	740-0206
Xtrim Commander 600	2009	594cc			742-0401	740-0201
Xtrim Commander 600	2010-2016	594cc			742-0420	740-0206
YETI 600	2008	594cc	742-0052		742-0401	740-0201
YETI 600 ACE	2011-2015	594cc			742-0409	
YETI 600 ACE	2018-2019	594cc			742-0409	
YETI 600 HO E-TEC	2018-2019	594cc			742-0420	740-0206
YETI 600 HO TUV SDI	2006-2008	594cc	742-0052		742-0401	740-0201
Ranger 600	2003-2006	597cc	742-0052		742-0401	740-0201
Ranger 600 ACE	2012-2015	597cc			742-0409	
Ranger 600 E-TEC	2011-2015	597cc			742-0420	740-0206
Rave 600	2011-2015	597cc			742-0420	740-0206
Rave 600 ACE	2012-2015	597cc			742-0409	
Rave XT N-Duro 600	2006-2007	597cc	742-0052		742-0401	740-0201
Super Touring 600	2002-2003	597cc	742-0052		742-0401	740-0201
Commander 600 E-TEC	2018-2019	600cc			742-0420	740-0206
Commander LTD	2017	600cc			742-0420	740-0206
Commander STD	2017	600cc			742-0409	
Ranger 49 (2-Stroke)	2016	600cc			742-0420	740-0206
Ranger 49 (4-Stroke)	2016	600cc			742-0409	
Ranger 49 600 ACE	2018-2019	600cc			742-0409	
Ranger 49 600 HO E-TEC	2018	600cc			742-0420	740-0206
Ranger 600 ACE 49 STD	2017	600cc			742-0409	
Ranger 600HO E-TEC 49 STD	2017	600cc			742-0420	740-0206
Rave (4-Stroke)	2016-2017	600cc			742-0409	
Rave RE (2-Stroke)	2016-2017	600cc			742-0420	740-0206
Xtrim RE (2-Stroke)	2017	600cc			742-0420	740-0206
Xtrim SC (2-Stroke)	2016-2017	600cc			742-0420	740-0206
Xtrim STD (4-Stroke)	2016-2017	600cc			742-0409	
YETI 59 (4-Stroke)	2016	600cc			742-0409	
YETI 59 STD	2017	600cc			742-0409	
YETI 69 (2-Stroke)	2016	600cc			742-0420	740-0206
YETI 69 Army	2017	600cc			742-0420	740-0206

TERMS & INDEX

NEW

HELMETS

HELMET ACCESSORIES

APPAREL

ACCESSORIES

TRACKS & SUSPENSION

STEERING

TRANS MISSION

PLOW & WINCH

WIND SHIELDS

BRAKES & CARB.

ENGINE PARTS

ELECTRICAL

TRAILER

CHEMICALS

TECH & TOOLS

P.O.P

STARTERS AND STARTER REBUILD KITS



CODE = C

KEYWORD = 16

Model	Year	Engine (cc)	Drive	Flex Shaft	Starter	Parts Kit w Brush Holder
Lynx™						
YETI 69 STD	2017	600cc			742-0409	
Super Touring 700	2002	700cc	742-0052		742-0401	740-0201
Sport Touring 800	2003-2004	793cc	742-0052		742-0401	740-0201
BoonDocker 800R E-TEC	2013-2016	799cc			742-0420	740-0206
Ranger V-800	2008	799cc			74-24001	74-04940
Rave 800	2012-2015	799cc			742-0420	740-0206
Rave XT N-Duro 800	2006-2007	799cc	742-0052		742-0401	740-0201
Xtrim 800	2009-2010	799cc			742-0420	740-0206
Xtrim BoonDocker 800	2011-2012	799cc			742-0420	740-0206
Xtrim Commander 800	2014-2016	799cc			742-0420	740-0206
YETI 800R	2015	799cc			742-0420	740-0206
YETI V-800 Pro	2006-2012	799cc			74-24001	74-04940
Adventure V-800	2007-2009	800cc			74-24001	74-04940
BoonDocker DS	2016-2017	800cc			742-0420	740-0206
BoonDocker RE	2016-2017	800cc			742-0420	740-0206
BoonDocker STD 800	2017	800cc			742-0420	740-0206
Commander 800	2017	800cc			742-0420	740-0206
Commander 800R E-TEC	2018-2019	800cc			742-0420	740-0206
Commander Touratech	2017	800cc			742-0420	740-0206
Ranger 69 800R E-TEC	2018-2020	800cc			742-0420	740-0206
Ranger 69 Army LTD	2017	800cc			742-0420	740-0206
Rave RE (2-Stroke)	2016-2017	800cc			742-0420	740-0206
Super Touring 800	2002	800cc	742-0052		742-0401	740-0201
Xtrim RE (2-Stroke)	2016-2017	800cc			742-0420	740-0206
YETI 69 (2-Stroke)	2016	800cc			742-0420	740-0206
Adventure GT 900	2015-2016	898cc			742-0409	
YETI 900 ACE	2015	898cc			742-0409	
Xtrim 900	2014-2015	899cc			742-0409	
Xtrim 900 ACE	2018	899cc			742-0409	
Commander 900 ACE	2018	900cc			742-0409	
Commander Grand Tourer	2017	900cc			742-0409	
Commander STD	2017	900cc			742-0409	
Ranger 49 (4-Stroke)	2016	900cc			742-0409	
Ranger 49 900 ACE	2018	900cc			742-0409	
Ranger 49 ST Explorer	2017	900cc			742-0409	
Ranger 69 900 ACE	2018	900cc			742-0409	
Xtrim SC (4-Stroke)	2016-2017	900cc			742-0409	
YETI 69 (4-Stroke)	2016	900cc			742-0409	
Ranger Alpine 1200	2013-2015	1170cc			742-0407	
Adventure GT 1200 4-TEC	2010-2016	1171cc			742-0407	
Commander 1200 4-TEC	2018	1200cc			742-0407	
Commander Grand Tourer	2017	1200cc			742-0409	
Ranger 69 (4-Stroke)	2016	1200cc			742-0407	
Ranger 69 1200 4-TEC	2018-2020	1200cc			742-0407	
Ranger 69 Alpine	2017	1200cc			742-0407	
Ranger 2000	2000	All	742-0051		742-0404	
Ranger FCE	2001-2002	All			742-0404	
Ranger FCE	2001-2003	All	742-0051			
Ranger FCE	2003	All			742-0406	
Ranger LCE	2001	All	742-0051		742-0404	
Ranger LCE	2002-2003	All	742-0052		742-0401	740-0201
Polaris™						
340 Classic	2004-2006	339cc			744-0401	
340 Classic	2004-2006	339cc	740-0001			740-0200
340 Edge	2003	339cc	740-0001		744-0401	740-0200
340 Edge Classic	2003	339cc	740-0001		744-0401	740-0200
340 Edge LX	2007	339cc	740-0001		744-0401	740-0200
340 Edge Touring	2006-2007	339cc	740-0001		744-0401	740-0200
340 Indy	2004	339cc	740-0001		744-0401	740-0200
340 Indy Deluxe	2002	339cc	740-0001		744-0401	740-0200
340 Indy Deluxe	1999	339cc	740-0001		744-0401	740-0200
340 Touring	2005-2006	339cc	740-0001		744-0401	740-0200
Lite	1993-1995	339cc			744-0405	
Lite	1996	339cc			744-0401	740-0200
Lite	1997-1998	339cc	740-0001		744-0401	740-0200
Lite Deluxe	1993-1995	339cc			744-0405	
Lite Deluxe	1996	339cc			744-0401	740-0200
Lite Deluxe	1997-1998	339cc	740-0001		744-0401	740-0200
400	1987-1989	398cc			744-0405	
400 SKS	1987-1988	398cc			744-0405	

STARTERS AND STARTER REBUILD KITS

CODE = C

KEYWORD = 16



Model	Year	Engine (cc)	Drive	Flex Shaft	Starter	Parts Kit w Brush Holder
Polaris™						
500	1989-1992	488cc			744-0405	
500 Classic	1991	488cc			744-0405	
500 Classic	1997-2006	488cc	740-0001		744-0401	740-0200
500 Classic Touring	1997-2003	488cc	740-0001		744-0401	740-0200
500 SKS	1989-1991	488cc			744-0405	
500 SP	1989-1991	488cc			744-0405	
500 XC Edge F/O	2003	488cc	740-0001		744-0401	740-0200
500 XC SP F/O	2002	488cc	740-0001		744-0401	740-0200
Classic	1988-1996	488cc			744-0405	
Classic	1997-1998	488cc			744-0401	
Classic Touring	1993-1994	488cc			744-0405	
Classic Touring	1996-2000	488cc			744-0401	
Trail	1987-1995	488cc			744-0405	
Trail	1996-1997	488cc			744-0401	
Trail Deluxe	1988-1995	488cc			744-0405	
Trail ES	1987-1989	488cc			744-0405	
Trail SKS	1987-1989	488cc			744-0405	
Trail SP	1988-1989	488cc			744-0405	
Trail Touring	1996	488cc	740-0001		744-0401	740-0200
Trail Touring	1997-1999	488cc	740-0001		744-0401	740-0200
Widetrak LX	1996	488cc			744-0405	
Widetrak LX	1997-2015	488cc	740-0001		744-0401	740-0200
500 XC SP Edge	2003-2006	500cc	740-0001		744-0401	740-0200
500 XC SP Edge F/O	2003	500cc	740-0001		744-0401	740-0200
550 Classic	2002-2006	544cc	740-0001		744-0401	740-0200
550 IQ LXT	2011-2013	544cc	744-0202	744-0103	744-0404	
550 IQ Shift	2010-2013	544cc	744-0202	744-0103	744-0404	
550 LX	2007-2008	544cc	740-0001		744-0401	740-0200
550 Shift	2011-2013	544cc		744-0103	744-0404	
Sport Touring	2001	544cc			744-0401	
Sport Touring ES	2001-2002	544cc	740-0001		744-0401	740-0200
Supersport	2003-2006	544cc	740-0001		744-0401	740-0200
Trail RMK	2004-2006	544cc	740-0001		744-0401	740-0200
Trail RMK	2009-2010	544cc	740-0001		744-0401	740-0200
Trail Touring	2000	544cc	740-0001		744-0401	740-0200
Trail Touring	2002-2010	544cc	740-0001		744-0401	740-0200
600	1987	599cc			744-0405	
600 AXYS Pro RMK	2016-2020	599cc		744-0102	744-0404	
600 Classic	2001-2006	599cc	740-0001		744-0401	740-0200
600 Classic Touring	2001-2004	599cc	740-0001		744-0401	740-0200
600 Dragon SP	2009	599cc		744-0103	744-0402	
600 Dragon Switchback	2009-2010	599cc	744-0202	744-0103	744-0402	
600 Edge Touring	2005-2006	599cc	740-0001		744-0401	740-0200
600 Indy	2013-2018	599cc		744-0102	744-0404	
600 Indy Adventure	2020	599cc		744-0102		
600 Indy ES	2014	599cc		744-0102	744-0404	
600 Indy ES	2019	599cc		744-0102	744-0404	
600 Indy ES	2020	599cc		744-0102		
600 Indy SP	2014-2020	599cc		744-0102	744-0404	
600 Indy SP Ltd.	2016	599cc		744-0102	744-0404	
600 Indy Voyageur	2014-2016	599cc		744-0102	744-0404	
600 Indy XC	2019	599cc		744-0102	744-0404	
600 Indy XC	2020	599cc		744-0102		
600 Indy XCR	2020	599cc		744-0102		
600 IQ	2007	599cc	744-0202	744-0103	744-0402	
600 IQ	2009	599cc	744-0202	744-0103	744-0402	
600 IQ CFI	2007	599cc	744-0202	744-0103	744-0402	
600 IQ Dragon	2008-2009	599cc	744-0202	744-0103	744-0402	
600 IQ LX	2007-2008	599cc		744-0103	744-0402	
600 IQ LXT	2011-2015	599cc	744-0202	744-0103	744-0404	
600 IQ Shift	2010-2012	599cc	744-0202	744-0103	744-0404	
600 IQ Touring	2007-2010	599cc	744-0202	744-0103	744-0402	
600 Pro Ride Rush	2010	599cc		744-0102	744-0404	
600 Pro RMK	2012-2015	599cc		744-0102	744-0404	
600 Pro RMK ES	2012	599cc		744-0102	744-0404	
600 RMK	2004-2005	599cc	740-0001		744-0401	740-0200
600 RMK	2010-2011	599cc	744-0202	744-0103	744-0404	
600 RMK	2012-2019	599cc		744-0102	744-0404	
600 RMK	2020	599cc		744-0102		
600 RMK ES	2010-2011	599cc	744-0202	744-0103	744-0404	

TERMS & INDEX

NEW

HELMETS

HELMET ACCESSORIES

APPAREL

ACCESSORIES

TRACKS & SUSPENSION

STEERING

TRANS MISSION

PLOW & WINCH

WIND SHIELDS

BRAKES & CARB.

ENGINE PARTS

ELECTRICAL

TRAILER

CHEMICALS

TECH & TOOLS

P.O.P

STARTERS AND STARTER REBUILD KITS



CODE = C

KEYWORD = 16

Model	Year	Engine (cc)	Drive	Flex Shaft	Starter	Parts Kit w Brush Holder
Polaris™						
600 RMK ES	2012	599cc		744-0102	744-0404	
600 Rush	2011-2013	599cc		744-0102	744-0404	
600 Rush Pro-R	2011-2014	599cc		744-0102	744-0404	
600 Rush Pro-S	2015-2019	599cc		744-0102	744-0404	
600 Rush Pro-S	2020	599cc		744-0102		
600 Rush Pro-X	2015	599cc		744-0102	744-0404	
600 Rush XCR	2017-2019	599cc		744-0102	744-0404	
600 Shift	2011	599cc	744-0202	744-0103	744-0404	
600 Switchback	2004-2005	599cc	740-0001		744-0401	740-0200
600 Switchback	2007	599cc	744-0202	744-0103	744-0402	
600 Switchback	2009	599cc	744-0202		744-0402	
600 Switchback	2010-2011	599cc	744-0202	744-0103	744-0404	
600 Switchback Adventure	2012-2019	599cc		744-0102	744-0404	
600 Switchback Assault	2014-2019	599cc		744-0102	744-0404	
600 Switchback Assault	2020	599cc		744-0102		
600 Switchback ES	2012-2014	599cc		744-0102	744-0404	
600 Switchback Pro-R	2012-2014	599cc		744-0102	744-0404	
600 Switchback Pro-S	2015-2019	599cc		744-0102	744-0404	
600 Switchback Pro-S	2020	599cc		744-0102		
600 Switchback Pro-X	2015-2017	599cc		744-0102	744-0404	
600 Switchback SP	2017-2018	599cc		744-0102	744-0404	
600 Switchback XCR	2018-2019	599cc		744-0102	744-0404	
600 Switchback XCR	2020	599cc		744-0102		
600 Touring	2000	599cc	740-0001		744-0401	740-0200
600 Voyageur	2014	599cc		744-0102	744-0404	
600 Voyageur	2017-2019	599cc		744-0102	744-0404	
600 Voyageur	2020	599cc		744-0102		
600 Widetrak IQ	2010-2017	599cc	744-0202	744-0103	744-0404	
600 XC Deluxe	2000	599cc	740-0001		744-0401	740-0200
600 XC Edge	2003	599cc	740-0001		744-0401	740-0200
600 XC SP	2003-2005	599cc	740-0001		744-0401	740-0200
600 XC SP F/O	2002-2003	599cc	740-0001		744-0401	740-0200
XLT Classic	1998-1999	599cc	740-0001		744-0401	740-0200
XLT Touring	1995-1996	599cc			744-0405	
XLT Touring	1997-1999	599cc	740-0001		744-0401	740-0200
RXL	1994-1995	648cc			744-0405	
RXL Touring	1994-1995	648cc			744-0405	
650	1988-1989	650cc			744-0405	
650 SKS	1988-1989	650cc			744-0405	
Ultra Touring	1997-1998	679cc	740-0001		744-0401	740-0200
700 Classic	2001-2005	700cc	740-0001		744-0401	740-0200
700 Classic	2006	700cc			744-0403	
700 Classic Touring	2003-2004	700cc	740-0001		744-0401	740-0200
700 Dragon IQ	2008	700cc	744-0202	744-0103	744-0402	
700 Edge RMK	2003	700cc	740-0001		744-0401	740-0200
700 Fusion	2006	700cc			744-0403	
700 IQ	2008	700cc	744-0202	744-0103	744-0402	
700 RMK	2003-2005	700cc	740-0001		744-0401	740-0200
700 RMK	2006	700cc			744-0403	
700 RMK	2009	700cc	744-0202	744-0103	744-0402	
700 SKS	2003	700cc	740-0001		744-0401	740-0200
700 Switchback	2004	700cc	740-0001		744-0401	740-0200
700 Touring HO	2006	700cc			744-0403	
700 XC Edge	2003-2004	700cc	740-0001		744-0401	740-0200
700 XC SP	2002-2005	700cc	740-0001		744-0401	740-0200
FS Classic	2006	750cc			744-0406	
FS IQ Touring	2007-2009	750cc			744-0406	
FS IQ Widetrak	2010-2013	750cc			744-0406	
FS Touring	2006	750cc			744-0406	
FST Classic	2006	750cc			744-0406	
FST IQ Cruiser	2007-2008	750cc			744-0406	
FST IQ LX	2007	750cc			744-0406	
FST IQ Switchback	2007	750cc			744-0406	
FST IQ Touring	2007-2010	750cc			744-0406	
FST Switchback	2006	750cc			744-0406	
FST Touring	2006	750cc			744-0406	
IQ Cruiser	2008	750cc			744-0406	
IQ Turbo Dragon	2008-2010	750cc			744-0406	
IQ Turbo LX	2008	750cc			744-0406	
IQ Turbo LXT	2013-2014	750cc			744-0406	

STARTERS AND STARTER REBUILD KITS

CODE = C

KEYWORD = 16



Model	Year	Engine (cc)	Drive	Flex Shaft	Starter	Parts Kit w Brush Holder
Polaris™						
IQ Widetrak	2009	750cc			744-0406	
Trail Touring DLX	2009-2010	750cc	740-0001		744-0401	740-0200
Turbo IQ	2011-2012	750cc			744-0406	
Turbo IQ LX	2011-2012	750cc			744-0406	
Turbo IQ LXT	2011-2012	750cc			744-0406	
Turbo LX	2010	750cc			744-0406	
Turbo Switchback	2008-2009	750cc			744-0406	
Widetrak IQ	2009	750cc			744-0406	
Frontier Classic	2003-2004	784cc	74-44151		74-44103	74-04906
Frontier Touring	2003-2005	784cc	74-44151		74-44103	74-04906
800 AXYS Pro RMK	2016-2019	794cc		744-0102	744-0404	
800 AXYS Pro RMK	2020	794cc		744-0102		
800 AXYS RMK Assault	2017-2019	794cc		744-0102	744-0404	
800 AXYS SKS	2016-2019	794cc		744-0102	744-0404	
800 AXYS SKS	2020	794cc		744-0102		
800 Classic	2004	794cc	740-0001		744-0401	740-0200
800 Classic Touring	2003-2004	794cc	740-0001		744-0401	740-0200
800 Dragon	2009	794cc	744-0202	744-0103	744-0402	
800 Dragon IQ	2010	794cc	744-0202	744-0103	744-0404	
800 Dragon RMK	2009-2010	794cc	744-0202	744-0103	744-0402	
800 Dragon SP	2009	794cc	744-0202	744-0103	744-0402	
800 Dragon Switchback	2010	794cc	744-0202	744-0103	744-0404	
800 Edge Touring	2005	794cc	740-0001		744-0401	740-0200
800 Indy Adventure	2020	794cc		744-0102		
800 Indy SP	2014-2016	794cc		744-0102	744-0404	
800 Indy XC	2019	794cc		744-0102	744-0404	
800 Indy XC	2020	794cc		744-0102		
800 Indy XCR	2020	794cc		744-0102		
800 IQ	2009-2010	794cc	744-0202	744-0103	744-0404	
800 Pro RMK	2011-2015	794cc		744-0102	744-0404	
800 RMK	2003-2005	794cc	740-0001		744-0401	740-0200
800 RMK	2009	794cc	744-0202	744-0103	744-0402	
800 RMK	2010	794cc	744-0202	744-0103	744-0404	
800 RMK	2011-2016	794cc		744-0102	744-0404	
800 RMK Assault	2013-2016	794cc		744-0102	744-0404	
800 RMK Assault	2019	794cc		744-0102	744-0404	
800 RMK KHAOS	2020	794cc		744-0102		
800 Rush ES	2011-2013	794cc		744-0102	744-0404	
800 Rush Pro-R	2011-2014	794cc		744-0102	744-0404	
800 Rush Pro-S	2015-2019	794cc		744-0102	744-0404	
800 Rush Pro-S	2020	794cc		744-0102		
800 Rush Pro-X	2015-2018	794cc		744-0102	744-0404	
800 Rush XCR	2017-2018	794cc		744-0102	744-0404	
800 SKS	2003	794cc	740-0001		744-0401	740-0200
800 Switchback	2004-2005	794cc	740-0001		744-0401	740-0200
800 Switchback	2009-2010	794cc	744-0202	744-0103	744-0402	
800 Switchback	2011-2012	794cc		744-0102	744-0404	
800 Switchback Adventure	2014	794cc		744-0102	744-0404	
800 Switchback Adventure	2016-2019	794cc		744-0102	744-0404	
800 Switchback Assault	2013-2019	794cc		744-0102	744-0404	
800 Switchback Assault	2020	794cc		744-0102		
800 Switchback ES	2012-2014	794cc		744-0102	744-0404	
800 Switchback Pro-R	2012-2014	794cc		744-0102	744-0404	
800 Switchback Pro-S	2015-2019	794cc		744-0102	744-0404	
800 Switchback Pro-S	2020	794cc		744-0102		
800 Switchback Pro-X	2015-2018	794cc		744-0102	744-0404	
800 Switchback XCR	2018	794cc		744-0102	744-0404	
800 Switchback XCR	2020	794cc		744-0102		
800 Titan Adventure	2018-2019	794cc		744-0102	744-0404	
800 Titan Adventure	2020	794cc		744-0102		
800 Titan SP	2018-2019	794cc		744-0102	744-0404	
800 Titan SP	2020	794cc		744-0102		
800 Titan XC	2018-2019	794cc		744-0102	744-0404	
800 Titan XC	2020	794cc		744-0102		
800 XC Edge	2003-2004	794cc	740-0001		744-0401	740-0200
800 XC SP	2002-2005	794cc	740-0001		744-0401	740-0200
850 AXYS Pro RMK	2019-2020	840cc		744-0102		
850 AXYS SKS	2019-2020	840cc		744-0102		
850 Indy Adventure	2020	840cc		744-0102		
850 Indy SC	2019	840cc		744-0102		

TERMS & INDEX

NEW

HELMETS

HELMET ACCESSORIES

APPAREL

ACCESSORIES

TRACKS & SUSPENSION

STEERING

TRANS MISSION

PLOW & WINCH

WIND SHIELDS

BRAKES & CARB.

ENGINE PARTS

ELECTRICAL

TRAILER

CHEMICALS

TECH & TOOLS

P.O.P

STARTERS AND STARTER REBUILD KITS



CODE = C

KEYWORD = 16

Model	Year	Engine (cc)	Drive	Flex Shaft	Starter	Parts Kit w Brush Holder
Polaris™						
850 Indy XC	2020	840cc			744-0102	
850 Indy XCR	2020	840cc			744-0102	
850 Pro RMK	2019	840cc			744-0102	
850 Pro RMK KHAOS	2020	840cc			744-0102	
850 Rush Pro-S	2019-2020	840cc			744-0102	
850 Rush XCR	2019	840cc			744-0102	
850 SKS	2019-2020	840cc			744-0102	
850 Switchback Assault	2019-2020	840cc			744-0102	
850 Switchback Pro-S	2019-2020	840cc			744-0102	
850 Switchback XCR	2019-2020	840cc			744-0102	
900 Fusion	2006	866cc			744-0403	
900 RMK	2006	866cc			744-0403	
900 Switchback	2006	866cc			744-0403	
Sprint	1986-1987	All			744-0405	
Sprint ES	1986-1990	All			744-0405	
SS	1985-1986	All			744-0405	
Star	1985-1990	All			744-0405	
Star Twin	1985	All			744-0405	
Star Twin ES	1985	All			744-0405	
Starlite	1993-1995	All			744-0405	
Ski-Doo™						
Citation	1985-1988	248cc	742-0050		742-0403	740-0204
Safari Citation	1989-1991	248cc	742-0050		742-0403	740-0204
Tundra	1986-1992	248cc	742-0050		742-0403	740-0204
Tundra LT	1986-1992	248cc	742-0050		742-0403	740-0204
Formula Deluxe 380	1999-2001	377cc	742-0051		742-0404	
Grand Touring 380F	2002-2003	377cc	742-0051		742-0406	
GSX 380F	2005-2006	377cc	742-0052			
GTX 380F	2005-2006	377cc	742-0052			
Legend 380F	2002-2004	377cc	742-0051		742-0406	
MX Z 380 F	2001	377cc	742-0051		742-0404	
MX Z 380 F	2002-2006	377cc	742-0051		742-0406	
Safari 377	1984-1988	377cc			742-0404	
Safari L / LE / Deluxe / Segal / Scout	1989-1994	377cc			742-0404	
Touring 380	2001	377cc	742-0051		742-0404	
Touring E	1995-1996	377cc			742-0404	
Touring E	1997-2000	377cc	742-0051		742-0404	
Touring LE	1995	377cc			742-0404	
MX Z 440 F	2001	443cc	742-0051		742-0404	
Safari LX / LXE	1990-1991	443cc			742-0404	
Skandic LT 440F	2003-2007	443cc	742-0051		742-0404	
Touring LE	1996	443cc			742-0404	
Touring LE	1997-2000	443cc	742-0051		742-0404	
Grand Touring 470	1995	463cc			742-0404	
Safari GLX / LC / LCE	1990-1992	463cc			742-0404	
Alpine II	1988-1995	494cc			742-0404	
Eacapade	1987-1988	494cc			742-0404	
GSX 500F	2005-2006	494cc	742-0052		742-0401	740-0201
Legend 380F	2002-2003	494cc	742-0051		742-0406	
Legend 500 Sport	2002-2003	494cc	742-0052		742-0401	740-0201
Legend 500 SS	2004	494cc	742-0052		742-0401	740-0201
MX Z 500	2003	494cc	742-0052		742-0401	740-0201
MX Z 500 F	2001	494cc	742-0051		742-0404	
MX Z 500 F	2002	494cc	742-0051		742-0406	
MX Z 500SS Adrenaline	2004-2007	494cc	742-0052		742-0401	740-0201
MX Z 500SS Trail	2004-2007	494cc	742-0052		742-0401	740-0201
MX Z 500SS Trail	2008	494cc	742-0052		742-0408	
MX Z 500SS Trail	2009	494cc			742-0420	740-0206
Skandic Wide Track 500 LC	1997-2000	494cc	742-0050		742-0403	740-0204
Stratos	1987-1988	494cc			742-0404	
Skandic 500F	2001-2003	497cc	742-0051		742-0404	
Skandic Super Wide Track 500	1997-2000	497cc	742-0050		742-0404	740-0204
Skandic Super Wide Track 500F	2001-2003	497cc	742-0050		742-0404	740-0204
Skandic Wide Track 500	1996-2003	497cc	742-0051		742-0404	
Formula 500	1997-2000	503cc	742-0051		742-0404	
Formula Deluxe 500	1997-2000	503cc	742-0051		742-0404	
Formula Deluxe 500 LC	1999-2000	503cc	742-0051		742-0404	
Grand Touring 500	2001	503cc			742-0405	
Grand Touring 500	2002-2003	503cc	742-0052		742-0401	740-0201
Grand Touring 500	1996	503cc			742-0404	

STARTERS AND STARTER REBUILD KITS

CODE = C

KEYWORD = 16



Model	Year	Engine (cc)	Drive	Flex Shaft	Starter	Parts Kit w Brush Holder
Ski-Doo™						
Grand Touring 500	1997-1999	503cc	742-0051		742-0404	
Grand Touring 500F	2002	503cc	742-0051		742-0406	
Safari 503	1988	503cc			742-0404	
Safari Escapade	1989	503cc			742-0404	
Safari RALLY E	1992-1994	503cc			742-0404	
Safari Voyager	1989	503cc			742-0404	
Skandic 500F	1987	503cc			742-0404	
Summit 500SS Everest	2009	503cc			742-0420	740-0206
Touring 500	2000-2001	503cc	742-0051		742-0404	
Touring SLE	1995-1996	503cc			742-0404	
Touring SLE	1997-2000	503cc	742-0051		742-0404	
Alpine IV	1990	508cc			742-0404	
Freestyle Backcountry 550F	2007	550cc	742-0052		742-0421	
Freestyle Backcountry 550F	2008-2009	550cc	742-0052		742-0421	
Freestyle Park 550F	2007-2008	550cc	742-0052		742-0421	
Freestyle Session 550F	2007-2008	550cc	742-0052		742-0421	
Skandic Wide Track 550F	2004-2007	550cc	742-0051		742-0406	
Skandic Wide Track 550F	2008-2011	550cc	742-0051		742-0404	
Skandic Wide Track 550F	2012-2015	550cc			742-0420	740-0206
Tundra 550F LT	2013-2015	550cc			742-0420	740-0206
Expedition 550F	2005-2006	553cc	742-0052		742-0421	
Expedition 550F Sport	2007-2008	553cc	742-0052		742-0421	
Expedition 550F Sport	2011-2018	553cc			742-0420	740-0206
Grand Touring 550F	2003	553cc	742-0051		742-0406	
Grand Touring 550F Sport	2010	553cc			742-0420	740-0206
Grand Touring 550F Sport	2011-2015	553cc			742-0420	740-0206
GSX 500SS Sport	2007	553cc	742-0052		742-0401	740-0201
GSX 500SS Sport	2008	553cc	742-0052		742-0408	
GSX 550F	2005-2009	553cc	742-0052		742-0421	
GSX 550F Sport	2010	553cc			742-0420	740-0206
GTX 550F	2005-2009	553cc	742-0052		742-0421	
Legend 550F	2003-2004	553cc	742-0051		742-0406	
MX Z 550 F	2003	553cc	742-0051		742-0406	
MX Z 550 F	2004-2006	553cc	742-0052		742-0401	740-0201
MX Z 550 F	2007-2008	553cc	742-0052		742-0421	
MX Z 550 F Sport	2011-2014	553cc			742-0420	740-0206
MX Z 550 F TNT	2010-2012	553cc			742-0420	740-0206
MX Z 550 X	2007-2009	553cc	742-0052		742-0421	
MX Z 550SS TNT	2008	553cc	742-0052		742-0408	
MX Z 550SS TNT	2009	553cc			742-0420	740-0206
Renegade 550F Sport	2010	553cc			742-0420	740-0206
Renegade 550F Sport	2011-2014	553cc			742-0420	740-0206
Skandic 550F SUV	2005-2007	553cc	742-0051		742-0406	
Skandic 550F SUV	2008-2010	553cc	742-0051		742-0404	
Skandic Super Wide Track 550F	2004-2008	553cc	742-0051		742-0406	
Skandic Super Wide Track 550F	2014-2015	553cc			742-0420	740-0206
Skandic Tundra 550F	2010-2011	553cc			742-0420	740-0206
Skandic Tundra 550F LT	2008-2009	553cc	742-0052		742-0421	
Skandic Tundra 550F LT	2010-2011	553cc			742-0420	740-0206
Skandic Tundra 550F Sport	2010-2011	553cc			742-0420	740-0206
Skandic Wide Track 550F	2016-2020	553cc			742-0420	740-0206
Tundra 550F	2012	553cc			742-0420	740-0206
Tundra 550F LT	2012	553cc			742-0420	740-0206
Tundra 550F LT	2016-2020	553cc			742-0420	740-0206
Tundra 550F Sport	2012-2020	553cc			742-0420	740-0206
Formula 583	1997	583cc	742-0051		742-0404	
Formula Deluxe 583	1998-1999	583cc	742-0051		742-0404	
Grand Touring 580	1995-1996	583cc			742-0404	
Grand Touring 583	1997-1999	583cc	742-0051		742-0404	
GSX 500SS	2004-2006	593cc	742-0052		742-0401	740-0201
Grand Touring 600 HO LE E-TEC	2016-2018	594cc			742-0420	740-0206
GSX 600 HO LE	2009-2015	594cc			742-0420	740-0206
MX Z 600 ACE Sport	2011-2018	594cc			742-0409	
MX Z 600 Adrenaline HO	2003-2007	594cc	742-0052		742-0401	740-0201
MX Z 600 Adrenaline HO	2009-2010	594cc			742-0420	740-0206
MX Z 600 Adrenaline HO SDI	2005-2007	594cc	742-0052		742-0401	740-0201
MX Z 600 Adrenaline HO SDI	2008	594cc	742-0052		742-0408	
MX Z 600 Blizzard HO E-TEC	2016-2018	594cc			742-0420	740-0206
MX Z 600 Blizzard HO SDI	2007	594cc	742-0052		742-0401	740-0201
MX Z 600 HO E-TEC	2016-2017	594cc			742-0420	740-0206

TERMS & INDEX
NEW
HELMETS
HELMET ACCESSORIES
APPAREL
ACCESSORIES
TRACKS & SUSPENSION
STEERING
TRANS MISSION
PLOW & WINCH
WIND SHIELDS
BRAKES & CARB.
ENGINE PARTS
ELECTRICAL
TRAILER
CHEMICALS
TECH & TOOLS
P.O.P

STARTERS AND STARTER REBUILD KITS



CODE = C

KEYWORD = 16

Model	Year	Engine (cc)	Drive	Flex Shaft	Starter	Parts Kit w Brush Holder
Ski-Doo™						
MX Z 600 HO ZX	2003-2005	594cc	742-0052		742-0401	740-0201
MX Z 600 HO ZX SDI	2004	594cc	742-0052		742-0401	740-0201
MX Z 600 Renegade E-TEC	2009	594cc			742-0420	740-0206
MX Z 600 Renegade HO	2003-2004	594cc	742-0052		742-0401	740-0201
MX Z 600 Renegade SDI	2005-2007	594cc	742-0052		742-0401	740-0201
MX Z 600 Renegade SDI	2008	594cc	742-0052		742-0408	
MX Z 600 Renegade X	2004	594cc	742-0052		742-0401	740-0201
MX Z 600 Renegade X P-TEC	2009	594cc			742-0420	740-0206
MX Z 600 Renegade X SDI	2004-2007	594cc	742-0052		742-0401	740-0201
MX Z 600 Renegade X SDI	2008	594cc	742-0052		742-0408	
MX Z 600 Sport	2010-2020	594cc			742-0420	740-0206
MX Z 600 Sport HO	2003	594cc	742-0052		742-0401	740-0201
MX Z 600 TNT	2009-2012	594cc			742-0420	740-0206
MX Z 600 TNT HO	2011-2018	594cc			742-0420	740-0206
MX Z REV 007 Bond Special ED	2003	594cc	742-0052		742-0401	740-0201
MX Z X 600 HO E-TEC	2010-2018	594cc			742-0420	740-0206
MX Z X 600 HO SDI	2006-2007	594cc	742-0052		742-0401	740-0201
MX Z X 600 HO SDI	2008	594cc	742-0052		742-0408	
MX Z X-RS 600 HO E-TEC	2011-2015	594cc			742-0420	740-0206
Renegade 600 ACE Sport	2016	594cc			742-0409	
Renegade 600 HO Adrenaline E-TEC	2010-2019	594cc			742-0420	740-0206
Renegade 600 HO Backcountry E-TEC	2010-2018	594cc			742-0420	740-0206
Renegade 600 HO Backcountry X E-TEC	2011-2015	594cc			742-0420	740-0206
Renegade 600 HO Enduro E-TEC	2016-2019	594cc			742-0420	740-0206
Renegade 600 HO X E-TEC	2010-2017	594cc			742-0420	740-0206
Skandic Super Wide Track 600 HO E-TEC	2015-2020	594cc			742-0420	740-0206
Skandic Wide Track 600 HO E-TEC	2015-2020	594cc			742-0420	740-0206
Summit 600 HO E-TEC SP	2015-2018	594cc			742-0420	740-0206
Summit 600 HO Everest	2009-2011	594cc			742-0420	740-0206
Summit 600 HO X	2009-2011	594cc			742-0420	740-0206
Tundra 600 HO E-TEC Xtreme	2012-2020	594cc			742-0420	740-0206
Expedition 600 ACE Sport	2011-2019	597cc			742-0409	
Expedition 600 HO LE	2011-2014	597cc			742-0420	740-0206
Expedition 600 HO LE E-TEC	2015-2019	597cc			742-0420	740-0206
Expedition 600 HO SDI	2005-2006	597cc	742-0052		742-0401	740-0201
Expedition 600 HO SE	2011-2014	597cc			742-0420	740-0206
Expedition 600 SE E-TEC	2015-2019	597cc			742-0420	740-0206
Expedition 600R LE E-TEC	2020	597cc				740-0206
Expedition 600R SE E-TEC	2020	597cc				740-0206
Expedition TUV-600 HO SDI	2007-2009	597cc	742-0052		742-0401	740-0201
Expedition TUV-600 HO SDI	2010	597cc			742-0420	740-0206
Expedition TUV-600 HO SDI REV-XU	2009	597cc			742-0420	740-0206
Expedition TUV-600 HO SDI SE	2010	597cc			742-0420	740-0206
Formula Deluxe 600	2000-2001	597cc			742-0405	
Grand Touring 600	2000-2001	597cc			742-0405	
Grand Touring 600	2002-2003	597cc	742-0052		742-0401	740-0201
Grand Touring 600 ACE	2016-2019	597cc			742-0409	
Grand Touring 600 ACE Sport	2011-2015	597cc			742-0409	
Grand Touring 600 HO LE E-TEC	2010-2015	597cc			742-0420	740-0206
Grand Touring 600 SE	2003	597cc	742-0052		742-0401	740-0201
Grand Touring 600 Sport	2003	597cc	742-0052		742-0401	740-0201
Grand Touring 600 Sport XP	2010-2014	597cc			742-0420	740-0206
GSX 500SS	2009	597cc			742-0420	740-0206
GSX 600 HO	2004-2005	597cc	742-0052		742-0401	740-0201
GSX 600 HO SDI	2004-2006	597cc	742-0052		742-0401	740-0201
GSX 600 HO SDI LTD	2007	597cc	742-0052		742-0401	740-0201
GSX 600 HO SDI LTD	2008	597cc	742-0052		742-0408	
GSX 600 HO SE	2010-2014	597cc			742-0420	740-0206
GSX 600 Sport	2010	597cc			742-0420	740-0206
GSX 600 Sport HO SDI	2007	597cc	742-0052		742-0401	740-0201
GTX 500SS	2005-2006	597cc	742-0052		742-0401	740-0201
GTX 500SS Sport	2007-2008	597cc	742-0052		742-0401	740-0201
GTX 500SS Sport	2009	597cc			742-0420	740-0206
GTX 600 HO	2005	597cc	742-0052		742-0401	740-0201
GTX 600 HO LE	2009	597cc			742-0420	740-0206
GTX 600 HO SDI	2005-2006	597cc	742-0052		742-0401	740-0201
GTX 600 HO SDI LTD	2007-2008	597cc	742-0052		742-0401	740-0201
GTX 600 Sport HO SDI	2007-2008	597cc	742-0052		742-0401	740-0201
Legend 600	2002	597cc	742-0052		742-0401	740-0201
Legend 600 HO SDI	2004	597cc	742-0052		742-0401	740-0201

STARTERS AND STARTER REBUILD KITS

CODE = C

KEYWORD = 16



Model	Year	Engine (cc)	Drive	Flex Shaft	Starter	Parts Kit w Brush Holder
Ski-Doo™						
Legend 600 SE	2003	597cc	742-0052		742-0401	740-0201
Legend 600 Sport	2003	597cc	742-0052		742-0401	740-0201
MX Z 600 Trail	2003	597cc	742-0052		742-0401	740-0201
MX Z 600 Trail HO	2004-2005	597cc	742-0052		742-0401	740-0201
Renegade 600 Sport Carb	2015-2020	597cc			742-0420	740-0206
Skandic 600 SUV	2003-2008	597cc	742-0052		742-0401	740-0201
Skandic Tundra 600 HO E-TEC Xtreme	2011	597cc			742-0420	740-0206
Skandic Wide Track 600	2001-2002	597cc			742-0405	
Skandic Wide Track 600	2003-2010	597cc	742-0052		742-0401	740-0201
Skandic Wide Track 600 HO E-TEC	2011-2014	597cc			742-0420	740-0206
Summit 600 HO Adrenaline	2007-2008	597cc	742-0052		742-0401	740-0201
Summit 600 HO E-TEC Everest	2009-2011	597cc			742-0420	740-0206
Summit 600 HO E-TEC SP	2012-2014	597cc			742-0420	740-0206
MX Z 600 ACE TNT	2011-2012	600cc			742-0409	
Renegade 600 ACE Sport	2011-2019	600cc			742-0409	
Renegade 600 HO Adrenaline E-TEC	2015	600cc			742-0420	740-0206
Skandic Super Wide Track 600 ACE	2012-2014	600cc			742-0409	
Skandic Super Wide Track 600 HO E-TEC	2012-2014	600cc			742-0420	740-0206
Skandic Tundra 600 ACE LT	2011	600cc			742-0409	
Skandic Wide Track 600 ACE	2011-2019	600cc			742-0409	
Tundra 600 ACE LT	2012-2019	600cc			742-0409	
Tundra 600 ACE Sport	2012-2019	600cc			742-0409	
Formula Deluxe 670	1999	670cc	742-0051		742-0404	
Grand Touring 670 SE	1995-1996	670cc			742-0404	
Formula Deluxe 700	2000-2001	698cc			742-0405	
Grand Touring 700	2001	698cc			742-0405	
Grand Touring 700	2002-2003	698cc	742-0052		742-0401	740-0201
Grand Touring 700	1998-2000	698cc			742-0402	740-0205
Grand Touring SE	1997	698cc	742-0051		742-0404	
Grand Touring SE	1998	698cc			742-0402	740-0205
Legend 700 GS	2002	698cc	742-0052		742-0401	740-0201
Legend 700 SE	2003-2004	698cc	742-0052		742-0401	740-0201
Legend 700 Sport	2002-2004	698cc	742-0052		742-0401	740-0201
MX Z 700	2003	698cc	742-0052		742-0401	740-0201
Expedition TUV-800 4-TEC	2007-2009	796cc			74-24001	74-04940
Expedition V-800 Sport	2007-2008	796cc			74-24001	74-04940
Grand Touring 800	2002	796cc	742-0052		742-0401	740-0201
Grand Touring 800 SE	2001	796cc			742-0402	740-0205
Grand Touring 800 SE SDI	2003	796cc	742-0052		742-0401	740-0201
Grand Touring SE	1999-2000	796cc			742-0402	740-0205
GSX 800 HO	2004-2006	796cc	742-0052		742-0401	740-0201
GSX 800 HO LTD	2007	796cc	742-0052		742-0401	740-0201
GSX 800 LTD	2008	796cc	742-0052		742-0408	
GTX 800 HO	2005-2006	796cc	742-0052		742-0401	740-0201
GTX 800 HO LTD	2007	796cc	742-0052		742-0401	740-0201
Legend 800 SDI	2004	796cc	742-0052		742-0401	740-0201
Legend 800 SE	2002	796cc	742-0052		742-0401	740-0201
Legend 800 SE SDI	2003	796cc	742-0052		742-0401	740-0201
Legend V-800 Touring	2007-2009	796cc			74-24001	74-04940
Legend V-800 Trail	2007	796cc			74-24001	74-04940
Expedition 800R Xtreme E-TEC	2016-2019	799cc			742-0420	740-0206
MX Z 800 Adrenaline	2003-2007	799cc	742-0052		742-0401	740-0201
MX Z 800 Adrenaline	2008	799cc	742-0052		742-0408	
MX Z 800 Adrenaline	2009-2010	799cc			742-0420	740-0206
MX Z 800 Blizzard	2007	799cc	742-0052		742-0401	740-0201
MX Z 800 HO ZX	2004-2006	799cc	742-0052		742-0401	740-0201
MX Z 800 Renegade	2003-2007	799cc	742-0052		742-0401	740-0201
MX Z 800 Renegade	2008	799cc	742-0052		742-0408	
MX Z 800 Renegade	2009	799cc			742-0420	740-0206
MX Z 800 Renegade X	2004-2007	799cc	742-0052		742-0401	740-0201
MX Z 800 Renegade X	2008	799cc	742-0052		742-0408	
MX Z 800 Renegade X	2009	799cc			742-0420	740-0206
MX Z 800 Sport	2003	799cc	742-0052		742-0401	740-0201
MX Z 800 ZX	2003	799cc	742-0052		742-0401	740-0201
MX Z 800R Blizzard E-TEC	2016-2017	799cc			742-0420	740-0206
MX Z 800R TNT E-TEC	2011-2016	799cc			742-0420	740-0206
MX Z 800R TNT P-TEK	2011	799cc			742-0420	740-0206
MX Z X 800	2007	799cc	742-0052		742-0401	740-0201
MX Z X 800	2008	799cc	742-0052		742-0408	
MX Z X 800	2009	799cc			742-0420	740-0206

TERMS & INDEX
NEW
HELMETS
HELMET ACCESSORIES
APPAREL
ACCESSORIES
TRACKS & SUSPENSION
STEERING
TRANS MISSION
PLOW & WINCH
WIND SHIELDS
BRAKES & CARB.
ENGINE PARTS
ELECTRICAL
TRAILER
CHEMICALS
TECH & TOOLS
P.O.P

STARTERS AND STARTER REBUILD KITS



CODE = C

KEYWORD = 16

Model	Year	Engine (cc)	Drive	Flex Shaft	Starter	Parts Kit w Brush Holder
Ski-Doo™						
MX Z X 800R E-TEC	2010-2016	799cc			742-0420	740-0206
MX Z X 800R P-TEC	2010	799cc			742-0420	740-0206
MX Z X-RS 800R E-TEC	2011-2017	799cc			742-0420	740-0206
Renegade 800R Adrenaline E-TEC	2011-2016	799cc			742-0420	740-0206
Renegade 800R Adrenaline P-TEK	2010-2011	799cc			742-0420	740-0206
Renegade 800R Backcountry E-TEC	2011-2017	799cc			742-0420	740-0206
Renegade 800R Backcountry P-TEK	2010-2011	799cc			742-0420	740-0206
Renegade 800R Backcountry X E-TEC	2011-2017	799cc			742-0420	740-0206
Renegade 800R Backcountry X P-TEK	2010	799cc			742-0420	740-0206
Renegade 800R Enduro E-TEC	2016-2018	799cc			742-0420	740-0206
Renegade 800R SP P-TEK	2011	799cc			742-0420	740-0206
Renegade 800R X E-TEC	2011-2016	799cc			742-0420	740-0206
Renegade 800R X P-TEK	2010	799cc			742-0420	740-0206
Renegade 800R XRS E-TEC	2015-2017	799cc			742-0420	740-0206
Skandic Super Wide Track V-800	2007-2012	799cc			74-24001	74-04940
Skandic Tundra V-800	2007-2009	799cc			74-24001	74-04940
Summit 800 HO	2005-2006	799cc		742-0052	742-0401	740-0201
Summit 800 HO Adrenaline	2005-2006	799cc		742-0052	742-0401	740-0201
Summit 800R Burton E-TEC	2016-2017	799cc			742-0420	740-0206
Summit 800R Everest E-TEC	2011	799cc			742-0420	740-0206
Summit 800R Everest P-TEK	2008	799cc		742-0052	742-0408	
Summit 800R Everest P-TEK	2009-2011	799cc			742-0420	740-0206
Summit 800R SP E-TEC	2012-2017	799cc			742-0420	740-0206
Summit 800R SP P-TEK	2011	799cc			742-0420	740-0206
Summit 800R X E-TEC	2011-2017	799cc			742-0420	740-0206
Summit 800R X P-TEK	2008	799cc		742-0052	742-0408	
Summit 800R X P-TEK	2009-2010	799cc			742-0420	740-0206
Freeride 800R E-TEC	2012-2017	800cc			742-0420	740-0206
GSX 800R SE	2012-2015	800cc			742-0420	740-0206
Expedition 900 ACE LE	2015-2018	899cc			742-0409	
Expedition 900 ACE SE	2015-2018	899cc			742-0409	
Expedition 900 ACE Sport	2014-2018	899cc			742-0409	
Grand Touring 900 ACE	2016-2018	899cc			742-0409	
Grand Touring 900 ACE LE	2014-2015	899cc			742-0409	
Grand Touring 900 ACE SE	2017-2018	899cc			742-0409	
MX Z 900 ACE	2014-2015	899cc			742-0409	
MX Z 900 ACE Blizzard	2016-2018	899cc			742-0409	
MX Z 900 ACE TNT	2014-2018	899cc			742-0409	
Renegade 900 ACE Adrenaline	2014-2019	899cc			742-0409	
Renegade 900 ACE Enduro	2016-2019	899cc			742-0409	
Skandic Super Wide Track 900 ACE	2015-2018	899cc			742-0409	
Skandic Wide Track 900 ACE	2015-2018	899cc			742-0409	
GSX 900 ACE LE	2014-2015	900cc			742-0409	
Mach Z 1000 Adrenaline	2007	1004cc		742-0052	742-0401	740-0201
Mach Z 1000 SDI	2005-2006	1004cc		742-0052	742-0401	740-0201
Mach Z 1000 X	2007	1004cc			742-0401	740-0201
Mach Z X	2007	1004cc		742-0052	742-0401	740-0201
MX Z 1000 SDI Renegade	2006-2007	1004cc		742-0052	742-0401	740-0201
Summit 1000 Highmark	2005-2007	1004cc		742-0052	742-0401	740-0201
Summit 1000 Highmark SDI	2007	1004cc		742-0052	742-0401	740-0201
Expedition 1200 LE	2011-2014	1171cc			742-0407	
Expedition 1200 LE 4-TEC	2015-2019	1171cc			742-0407	
Expedition 1200 SE	2011-2015	1171cc			742-0407	
Expedition 1200 SE 4-TEC	2016-2018	1171cc			742-0409	
Expedition TUV-1200	2010	1171cc			742-0407	
Expedition TUV-1200 SE	2010	1171cc			742-0407	
Grand Touring 1200 LE 4-TEC	2010-2018	1171cc			742-0407	
Grand Touring 1200 SE 4-TEC	2010-2018	1171cc			742-0407	
GSX 1200 LE	2009-2015	1171cc			742-0407	
GSX 1200 SE	2010-2015	1171cc			742-0407	
GTX 1200 LE	2009	1171cc			742-0407	
GTX 1200 SE	2009	1171cc			742-0407	
MX Z 1200 Adrenaline	2010	1171cc			742-0407	
MX Z 1200 Blizzard 4-TEC	2016-2018	1171cc			742-0407	
MX Z 1200 Renegade 4-TEC	2009	1171cc			742-0407	
MX Z 1200 Renegade X 4-TEC	2009	1171cc			742-0407	
MX Z 1200 TNT 4-TEC	2009-2018	1171cc			742-0407	
MX Z X 1200 4-TEC	2009-2018	1171cc			742-0407	
Renegade 1200 Adrenaline 4-TEC	2010-2018	1171cc			742-0407	
Renegade 1200 Enduro 4-TEC	2016-2018	1171cc			742-0407	
Renegade 1200 X	2010-2018	1171cc			742-0407	

STARTERS AND STARTER REBUILD KITS

CODE = C

KEYWORD = 16



Model	Year	Engine (cc)	Drive	Flex Shaft	Starter	Parts Kit w Brush Holder
Yamaha™						
Excel III EC340	1984	340cc			743-0401	
Excel III EC340	1985-1988	340cc			743-0401	740-0203
Ovation CS340E	1989-1993	340cc			743-0401	740-0203
Ovation CS340E	1994-2000	340cc	743-0100		743-0401	740-0203
Enticer II LT ET410TR	1992-1993	410cc			743-0401	740-0203
Enticer II LT ET410TR	1994-1995	410cc	743-0100		743-0401	740-0203
Phazer Deluxe PZ480E	1987-1989	485cc			743-0401	740-0203
Phazer Deluxe PZ500DX	2001	485cc	743-0101		743-0402	740-0202
Phazer E PZ480E	1985	485cc			743-0401	740-0203
Phazer II LE PZ480E	1990-1995	485cc			743-0401	740-0203
Phazer II Mountain Lite PZ480ST	1996	485cc	743-0100		743-0401	740-0203
Phazer II ST PZ480ST	1993	485cc			743-0401	740-0203
Phazer II ST PZ480ST	1994-1995	485cc	743-0100		743-0401	740-0203
Phazer Mountain Lite PZ480ST	1997-1999	485cc	743-0100		743-0401	740-0203
Phazer Mountain Lite PZ500ML	2000-2001	485cc	743-0101		743-0402	740-0202
Phazer PZ500	1999-2001	485cc	743-0101		743-0402	740-0202
Phazer SE PZ480SE	1984	485cc			743-0401	740-0203
Phazer SS PZ480E	1997-1998	485cc	743-0100		743-0401	740-0203
Venture GT VT480GT	1992-1993	485cc			743-0401	740-0203
Venture TR VT480TR	1996-1998	485cc	743-0100		743-0401	740-0203
Venture XL VT480	1991-1997	485cc	743-0100		743-0401	740-0203
SX500	2000-2001	494cc	743-0101		743-0402	740-0202
Venture 500 VT500	1997-2001	494cc	743-0101		743-0402	740-0202
Venture 600 VT600	1997	494cc	743-0101		743-0402	740-0202
Venture XL VT500XL	1999-2000	494cc	743-0101		743-0402	740-0202
VMax 500 Deluxe VX500DX	1999-2001	494cc	743-0101		743-0402	740-0202
VMax 500 DX VX500DX	1994-1996	494cc	743-0100		743-0401	740-0203
VMax 500 LE VX500E	1994-1996	494cc	743-0100		743-0401	740-0203
VMax 500 ST VX500ST	1994	494cc	743-0100		743-0401	740-0203
VMax 500 SX VX500SXB	1999	494cc	743-0101		743-0402	740-0202
VMax 500 VX500	1994-1996	494cc	743-0100		743-0401	740-0203
VMax 500 VX500	1999-2000	494cc	743-0101		743-0402	740-0202
VMax 500 XT VX500XT	1996	494cc	743-0100		743-0401	740-0203
VMax 500 XT VX500XT	1997-1998	494cc	743-0101		743-0402	740-0202
VMax 500 XTC Deluxe VX500XTCD	1998	494cc	743-0101		743-0402	740-0202
VMax 500 XTC VX500XTC	1997-1998	494cc	743-0101		743-0402	740-0202
VMax 500 XTR VX500XTR	1998	494cc	743-0101		743-0402	740-0202
Phazer FX PZ50	2007-2008	499cc			743-0404	
Phazer GT PZ50GT	2007-2013	499cc			743-0404	
Phazer Mountain Lite PZ50MT	2007	499cc			743-0404	
Phazer MTX PZ50MT	2008-2017	499cc			743-0404	
Phazer PZ50	2007-2008	499cc			743-0404	
Phazer RTX PZ50RT	2008-2017	499cc			743-0404	
Phazer XTX PZ50XT	2014-2018	499cc			743-0404	
Venture Lite PZ50	2007-2013	499cc			743-0404	
Venture Multi Purpose PZ50M	2013-2018	499cc			743-0404	
VK540	1988	535cc			743-0401	740-0203
VK540 III VK540E	1989-1993	535cc			743-0401	740-0203
VK540 III VK540E	1995-2005	535cc	743-0100		743-0401	740-0203
XL-V XL540	1985-1990	535cc			743-0401	740-0203
VK540 VK540F	2017-2020	540cc			743-0401	
Exciter Deluxe EX570E	1988-1989	570cc			743-0401	740-0203
Exciter II LE EX570E	1991-1993	570cc			743-0401	740-0203
Exciter II ST EX570ST	1993	570cc			743-0401	740-0203
Exciter II SX EX570SXT	1993	570cc			743-0401	740-0203
Exciter LE EX570E	1990	570cc			743-0401	740-0203
Exciter LE EX570EH	1990	570cc			743-0401	740-0203
SX600	2000-2003	593cc	743-0101		743-0402	740-0202
Venture 600 VT60	2004-2006	593cc	743-0101		743-0402	740-0202
Venture 600 VT600	1998-2003	593cc	743-0101		743-0402	740-0202
VMax 600 Deluxe VX600DX	1994-1996	593cc	743-0100		743-0401	740-0203
VMax 600 Deluxe VX600DX	2000-2001	593cc	743-0101		743-0402	740-0202
VMax 600 Deluxe VX600ER	1999	593cc	743-0101		743-0402	740-0202
VMax 600 ER VX600ER	2002-2003	593cc	743-0101		743-0402	740-0202
VMax 600 LE VX600E	1994-1996	593cc	743-0100		743-0401	740-0203
VMax 600 Mountain Max VX600ST	1996	593cc	743-0100		743-0401	740-0203
VMax 600 SX VX600SX	1997-1999	593cc	743-0101		743-0402	740-0202
VMax 600 SXS VX600SXS	1998	593cc	743-0101		743-0402	740-0202
VMax 600 VX600	1994-1996	593cc	743-0100		743-0401	740-0203
VMax 600 VX600	1999	593cc	743-0101		743-0402	740-0202

STARTERS AND STARTER REBUILD KITS



CODE = C

KEYWORD = 16

Model	Year	Engine (cc)	Drive	Flex Shaft	Starter	Parts Kit w Brush Holder
Yamaha™						
VMax 600 VX600ST	1994-1995	593cc	743-0100		743-0401	740-0203
VMax 600 VX600ST	1995	593cc	743-0100		743-0401	740-0203
VMax 600 XT VX600XT	1996	593cc	743-0100		743-0401	740-0203
VMax 600 XT VX600XT	1997-1998	593cc	743-0101		743-0402	740-0202
VMax 600 XTC Deluxe VX600XTCD	1998	593cc	743-0101		743-0402	740-0202
VMax 600 XTC VX600XTC	1997-1998	593cc	743-0101		743-0402	740-0202
VMax 600 XTR VX600XTR	1998	593cc	743-0101		743-0402	740-0202
Mountain Max 600 MM600	1997-2002	600cc	743-0101		743-0402	740-0202
SX Venom ER SXV60ER	2004-2006	696cc	743-0101		743-0402	740-0202
SX Venom SXV60	2004-2006	696cc	743-0101		743-0402	740-0202
SX Viper ER SXV70ER	2003-2004	696cc	743-0101		743-0402	740-0202
SX Viper Mountain SXV70M	2003-2006	696cc	743-0101		743-0402	740-0202
SX Viper S SXV70	2004	696cc	743-0101		743-0402	740-0202
SX Viper SXV70	2003	696cc	743-0101		743-0402	740-0202
Mountain Max 700 MM700	1997-2003	698cc	743-0101		743-0402	740-0202
SX700	2000-2001	698cc	743-0101		743-0402	740-0202
Venture 700 VT700	1998-2001	698cc	743-0101		743-0402	740-0202
Venture 700 VT70	2004	698cc	743-0101		743-0402	740-0202
VMax 700 Deluxe VX700DX	2000-2001	698cc	743-0101		743-0402	740-0202
VMax 700 Deluxe VX700ER	1999	698cc	743-0101		743-0402	740-0202
VMax 700 ER VX700ER	2002	698cc	743-0101		743-0402	740-0202
VMax 700 SX VX700SXB	1997-1999	698cc	743-0101		743-0402	740-0202
VMax 700 SXS VX700SXS	1998	698cc	743-0101		743-0402	740-0202
VMax 700 VX700	1999-2000	698cc	743-0101		743-0402	740-0202
VMax 700 XT VX700XT	1998	698cc	743-0101		743-0402	740-0202
VMax 700 XTC Deluxe VX700XTCD	1998	698cc	743-0101		743-0402	740-0202
VMax 700 XTC VX700XTC	1998	698cc	743-0101		743-0402	740-0202
VMax 700 XTP VX700XTCP	1998	698cc	743-0101		743-0402	740-0202
Nyro ER RS90NR	2006-2007	973cc			743-0403	
Nyro RS90N	2006-2007	973cc			743-0403	
RS Rage GT RSG90GT	2007	973cc			743-0403	
RS Rage RSG90	2005-2007	973cc			743-0403	
RS Vector ER RS90R	2005-2007	973cc			743-0403	
RS Vector GT RS90GT	2006-2009	973cc			743-0403	
RS Vector LT GT RS90LTGT	2009	973cc			743-0403	
RS Vector LTX RS90LT	2008-2009	973cc			743-0403	
RS Vector Mountain RS90M	2005-2007	973cc			743-0403	
RS Vector Mountain SE RS90MS	2006-2007	973cc			743-0403	
RS Vector RS90	2005-2008	973cc			743-0403	
RS Venture GT RS90GT	2007-2008	973cc			743-0403	
RS Venture RST90	2005-2018	973cc			743-0403	
RS Viking Professional VK10	2006-2015	973cc			743-0403	
VK Professional II	2016-2018	973cc			743-0403	
VK Professional II	2020	973cc			743-0403	
Apex ER RX-10R	2006	998cc			743-0405	
Apex GT RX-10GT	2006-2010	998cc			743-0405	
Apex LE RX-10L	2016-2018	998cc			743-0405	
Apex LTX GT RX-10LTGT	2008-2010	998cc			743-0405	
Apex LTX RX-10LT	2008	998cc			743-0405	
Apex Mountain RX-10M	2006-2007	998cc			743-0405	
Apex Mountain SE RX-10MS	2007	998cc			743-0405	
Apex MTX RX-10MT	2008-2010	998cc			743-0405	
Apex MTX SE RX-10MTA	2008	998cc			743-0405	
Apex RTX ER RX-10RTR	2006-2007	998cc			743-0405	
Apex RTX RX-10RT	2006-2009	998cc			743-0405	
Apex RX-10	2011-2017	998cc			743-0405	
Apex SE RX-10PS	2011-2015	998cc			743-0405	
Apex XTX LE RX-10XTL	2016-2018	998cc			743-0405	
Apex XTX RX-10PXT	2011-2015	998cc			743-0405	
Apex XTX RX-10XT	2016-2017	998cc			743-0405	
Attak GT RXW10GT	2007	998cc			743-0405	
Attak RXW10	2006-2007	998cc			743-0405	
Sidewinder B TX LE	2017-2020	998cc			743-0403	
Sidewinder B TX SE	2017-2018	998cc			743-0403	
Sidewinder L TX DX	2017-2018	998cc			743-0403	
Sidewinder L TX GT	2020	998cc			743-0403	
Sidewinder L TX LE	2017-2020	998cc			743-0403	
Sidewinder L TX SE	2017-2020	998cc			743-0403	
Sidewinder M TX	2018	998cc			743-0403	

STARTERS AND STARTER REBUILD KITS

CODE = C

KEYWORD = 16



Model	Year	Engine (cc)	Drive	Flex Shaft	Starter	Parts Kit w Brush Holder
Yamaha™						
Sidewinder M TX LE	2018-2019	998cc			743-0403	
Sidewinder M TX SE	2017-2018	998cc			743-0403	
Sidewinder R TX LE	2017-2018	998cc			743-0403	
Sidewinder R TX SE	2017-2018	998cc			743-0403	
Sidewinder S TX DX	2017-2018	998cc			743-0403	
Sidewinder S TX GT	2020	998cc			743-0403	
Sidewinder SRX LE	2019-2020	998cc			743-0403	
Sidewinder X TX LE	2017	998cc			743-0403	
Sidewinder X TX LE	2019-2020	998cc			743-0403	
Sidewinder X TX SE	2018-2020	998cc			743-0403	
FX Nytro FX10	2008-2014	1049cc			743-0403	
FX Nytro MTX FX10M	2008-2010	1049cc			743-0403	
FX Nytro MTX FX10M	2013-2014	1049cc			743-0403	
FX Nytro MTX SE FX10MS	2010-2014	1049cc			743-0403	
FX Nytro RTX FX10RTR	2008-2013	1049cc			743-0403	
FX Nytro RTX SE FX10RTRS	2010-2011	1049cc			743-0403	
FX Nytro XTX FX10XT	2009-2014	1049cc			743-0403	
RS Vector GT RS90GT	2010-2011	1049cc			743-0403	
RS Vector LE RS90L	2016	1049cc			743-0403	
RS Vector LTX GT RS90LTGT	2010-2011	1049cc			743-0403	
RS Vector LTX RS90PLT	2012-2015	1049cc			743-0403	
RS Vector RS90	2012-2018	1049cc			743-0403	
RS Vector XTX LE RS90XTL	2016-2017	1049cc			743-0403	
RS Vector XTX RS90XT	2016-2017	1049cc			743-0403	
RS Venture GT RS90GT	2009-2015	1049cc			743-0403	
RS Venture TF BAT RST90	2016-2018	1049cc			743-0403	
RS Venture TF LE RST90	2016-2017	1049cc			743-0403	
RS Venture TF RST1N	2020	1049cc			743-0403	
RS Venture TF RST90	2013	1049cc			743-0403	
RS Venture TF RST90	2015-2018	1049cc			743-0403	
SR Venture DX	2018	1049cc			743-0403	
SR Viper B TX LE	2017	1049cc			743-0403	
SR Viper L TX	2014	1049cc			743-0403	
SR Viper L TX	2019	1049cc			743-0403	
SR Viper L TX DX	2015-2018	1049cc			743-0403	
SR Viper L TX GT	2020	1049cc			743-0403	
SR Viper L TX LE	2015-2017	1049cc			743-0403	
SR Viper L TX SE	2014-2017	1049cc			743-0403	
SR Viper L TX SE	2020	1049cc			743-0403	
SR Viper M TX	2015-2016	1049cc			743-0403	
SR Viper M TX LE	2015-2016	1049cc			743-0403	
SR Viper M TX SE	2015-2017	1049cc			743-0403	
SR Viper R TX	2014	1049cc			743-0403	
SR Viper R TX	2018	1049cc			743-0403	
SR Viper R TX DX	2015-2017	1049cc			743-0403	
SR Viper R TX LE	2015-2016	1049cc			743-0403	
SR Viper R TX SE	2014-2017	1049cc			743-0403	
SR Viper S TX DX	2015-2017	1049cc			743-0403	
SR Viper X TX LE	2015-2016	1049cc			743-0403	
SR Viper X TX SE	2014-2017	1049cc			743-0403	

TERMS & INDEX

NEW

HELMETS

HELMET ACCESSORIES

APPAREL

ACCESSORIES

TRACKS & SUSPENSION

STEERING

TRANS MISSION

PLOW & WINCH

WIND SHIELDS

BRAKES & CARB.

ENGINE PARTS

ELECTRICAL

TRAILER

CHEMICALS

TECH & TOOLS

P.O.P

SOLENOIDS



See Pages 983-991 For Applications




Part No. Code Keyword
74-00409 C 4



Part No. Code Keyword
74-00424 C 4



Part No. Code Keyword
74-00449 C 4



Part No. Code Keyword
74-00463 C 4



Part No. Code Keyword
74-00465 C 4



Part No. Code Keyword
74-00466 B 4



Part No. Code Keyword
74-00467 B 16B



Part No. Code Keyword
741-0203 C 16B



Part No. Code Keyword
741-0204 B 16



Part No. Code Keyword
741-0205 B 16



Part No. Code Keyword
741-0206 B 16



Part No. Code Keyword
742-0102 C 16B



Part No. Code Keyword
742-0103 B 16



Part No. Code Keyword
743-0203 C 16



Part No. Code Keyword
743-0204 B 16



Part No. Code Keyword
744-0212 B 16

TERMS & INDEX
NEW
HELMETS
HELMET ACCESSORIES
APPAREL
ACCESSORIES
TRACKS & SUSPENSION
STEERING
TRANS MISSION
PLOW & WINCH
WIND SHIELDS
BRAKES & CARB.
ENGINE PARTS
ELECTRICAL
TRAILER
CHEMICALS
TECH & TOOLS
P.O.P

SOLENOIDS

SNOWMOBILE

See Page 982 for Images, Code and Keyword



CC	Model	Year	Notes	Part No.
Arctic Cat™				
339cc	Jag 340	1998-1999		741-0206
339cc	Jag 340 Deluxe	1998-1999		741-0206
339cc	Panther 340	1998-1999		741-0206
339cc	Puma	1997		741-0206
339cc	Puma 2-Up	1997		741-0206
339cc	Puma Deluxe	1997		741-0206
367cc	Panther 370	2004-2008		741-0206
367cc	Z370	1999-2007		741-0206
367cc	Z370 ES	2000-2002		741-0206
367cc	Z370 ESR	2003		741-0206
367cc	Z370 LX	2004-2007		741-0206
431cc	Jag 440 Deluxe	1997-1999		741-0206
431cc	Panther 440	1997-2001		741-0206
431cc	Z440	1998-2002		741-0206
431cc	Z440 ES	2000-2002		741-0206
431cc	Z440 ESR	2003		741-0206
431cc	Z440 LX	2004-2006		741-0206
499cc	F5	2013		741-0204
499cc	F5	2014		741-0205
499cc	F5 EFI LXR	2007-2009		741-0204
499cc	F5 LXR	2010-2012		741-0204
499cc	Mountain Cat 500	2002		741-0206
499cc	Sabrecat 500	2004		741-0203
499cc	Sabrecat 500	2005		741-0204
499cc	Sabrecat 500 EFI	2006		741-0204
499cc	Sabrecat 500 EFI LX	2006		741-0204
499cc	Sabrecat 500 LX	2004		741-0203
499cc	Sabrecat 500 LX	2005		741-0204
499cc	T500	2008-2009		741-0204
499cc	ZL500	2002		741-0206
499cc	ZL500 EFI ESR	2001		741-0206
499cc	ZR500	2001-2002		741-0206
499cc	ZR500 CC	2002		741-0206
499cc	ZR500 EFI	2001		741-0206
499cc	ZR500 EFI ESR	2001		741-0206
550cc	Bearcat Widetrack	1997-2002		741-0206
550cc	Cougar Deluxe 550	1998		741-0206
550cc	Cougar Mountain Cat	1997-1998		741-0206
550cc	Pantera 550	2002-2005		741-0206
550cc	Panther 550	1997-2001		741-0206
550cc	ZL550 ESR	2000-2003		741-0206
565cc	Bearcat 2000	2015		741-0205
565cc	Bearcat 2000 LT	2017-2018		741-0205
565cc	Bearcat 2000 XT	2015-2017		741-0205
565cc	Bearcat 570	2014		741-0205
565cc	Bearcat 570	2004-2008		741-0206
565cc	Bearcat 570	2009-2013		741-0204
565cc	Bearcat 570 LTD	2011		741-0204
565cc	Bearcat 570 XT	2014		741-0205
565cc	Bearcat 570 XT	2009-2013		741-0204
565cc	Bearcat 570 XT LTD	2011		741-0204
565cc	F570	2014		741-0205
565cc	F570	2008-2013		741-0204
565cc	Lynx 2000	2015-2020		741-0205
565cc	Lynx 2000 LT	2015-2020		741-0205
565cc	Mountain Cat 570	2002-2004		741-0206
565cc	Panther 570	2002-2007		741-0206
565cc	T570	2008-2013		741-0204
565cc	T570	2014		741-0205
565cc	Z570	2002-2005		741-0206
565cc	Z570 ESR	2002-2003		741-0206
565cc	Z570 LX	2004-2007		741-0206
565cc	Z570 SS	2002		741-0206
580cc	EXT 580 EFI	1997-1998		741-0206
580cc	EXT 580 EFI Deluxe	1996-1998		741-0206
580cc	Pantera 580	1995-1998		741-0206
580cc	Pantera 580 EFI	1999-2001		741-0206
580cc	ZL580 EFI ESR	2000		741-0206
594cc	ZRT600	1997-2002		741-0206
594cc	ZRT600 LE	2001		741-0206
599cc	EXT 600	1997		741-0206
599cc	EXT 600 Touring	1998		741-0206
599cc	EXT 600 Triple	1998		741-0206
599cc	F6 EFI LXR	2007-2008		741-0204
599cc	M6000 Alpha One ES	2019		741-0205
599cc	M6000 ES	2015-2016		741-0205
599cc	M6000 LTD ES	2016		741-0205

CC	Model	Year	Notes	Part No.
Arctic Cat™				
599cc	M6000 SE ES	2017-2019		741-0205
599cc	M6000 Sno Pro ES	2016-2017		741-0205
599cc	Mountain Cat 600 EFI	2001-2004		741-0206
599cc	Mountain Cat 600 EFI LE	2001-2002		741-0206
599cc	Norseman 6000 ES	2018-2019		741-0205
599cc	Norseman 6000 X ES	2019		741-0205
599cc	Pantera 600 EFI	2002-2005		741-0206
599cc	Pantera 6000 ES	2018-2019		741-0205
599cc	Powder Extreme	1997-1998		741-0206
599cc	Riot 6000 ES	2020		741-0205
599cc	Sabrecat 600	2004		741-0203
599cc	Sabrecat 600 EFI	2004		741-0203
599cc	Sabrecat 600 EFI	2005		741-0204
599cc	Sabrecat 600 EFI EXT	2004		741-0203
599cc	Sabrecat 600 EFI EXT	2005		741-0204
599cc	Sabrecat 600 EFI LX	2004		741-0203
599cc	Sabrecat 600 EFI LX	2005-2006		741-0204
599cc	Sabrecat 600 LX	2004		741-0203
599cc	Triple Touring 600	1999-2001		741-0206
599cc	XF6000 Cross Country LTD ES	2017-2019		741-0205
599cc	XF6000 Cross Tour	2015		741-0205
599cc	XF6000 Cross Tour	2018		741-0205
599cc	XF6000 Crosstrek ES	2017		741-0205
599cc	XF6000 High Country ES	2018-2019		741-0205
599cc	XF6000 High Country LTD	2017		741-0205
599cc	XF6000 LXR	2015		741-0205
599cc	XF6000 Sno Pro ES	2015		741-0205
599cc	XF6000 Sno Pro LTD ES	2015		741-0205
599cc	ZL600 EFI ESR	2001-2003		741-0206
599cc	ZL600 EFI SS ESR	2002-2003		741-0206
599cc	ZR600	2001-2002		741-0206
599cc	ZR600 EFI	2001-2002		741-0206
599cc	ZR600 EFI CC	2002		741-0206
599cc	ZR600 EFI LE	2001		741-0206
599cc	ZR6000 Cross Trek ES	2018		741-0205
599cc	ZR6000 El Tigre ES	2014-2018		741-0205
599cc	ZR6000 ES	2018-2019		741-0205
599cc	ZR6000 ES iAct	2019		741-0205
599cc	ZR6000 LTD ES	2016-2020		741-0205
599cc	ZR6000 LTD ES iAct	2019		741-0205
599cc	ZR6000 LXR	2015		741-0205
599cc	ZR6000 LXR ES	2016-2017		741-0205
599cc	ZR6000 RR ES	2017-2019		741-0205
599cc	ZR6000 Sno Pro ES	2015-2019		741-0205
599cc	ZR6000 Sno Pro LTD ES	2015		741-0205
698cc	Sabrecat 700 EFI	2004		741-0203
698cc	Sabrecat 700 EFI	2005		741-0204
698cc	Sabrecat 700 EFI EXT	2004		741-0203
698cc	Sabrecat 700 EFI EXT	2005-2006		741-0204
698cc	Sabrecat 700 EFI LX	2004		741-0203
698cc	Sabrecat 700 EFI LX	2005-2006		741-0204
700cc	Bearcat 3000 LT	2016-2017		741-0204
700cc	Pantera 3000	2016-2017		741-0204
785cc	Mountain Cat 800	2001-2002		741-0206
785cc	Mountain Cat 800 EFI	2002-2004		741-0206
785cc	Mountain Cat 800 EFI LE	2002		741-0206
785cc	Mountain Cat 800 LE	2001-2002		741-0206
785cc	Pantera 800	1998-1999		741-0206
785cc	Pantera 800 EFI	2002-2004		741-0206
785cc	ZL800 EFI ESR	2002-2003		741-0206
785cc	ZL800 EFI SS	2002-2003		741-0206
785cc	ZL800 ESR	2001		741-0206
785cc	ZR800	2001-2002		741-0206
785cc	ZR800 CC	2002		741-0206
785cc	ZR800 EFI	2002-2003		741-0206
785cc	ZR800 EFI CC	2002		741-0206
785cc	ZR800 EFI Sno Pro	2003		741-0206
785cc	ZR800 LE	2001		741-0206
785cc	ZRT800	1997-2001		741-0206
785cc	ZRT800 LE	2001		741-0206
794cc	F8 EFI LXR	2007-2010		741-0204
794cc	F8 LXR	2011		741-0204
794cc	F8 LXR Sno Pro	2011		741-0204
794cc	M8000 Sno Pro LTD ES	2013		741-0205
794cc	M8000 LTD ES	2016-2017		741-0205
794cc	M8000 Mountain Cat ES	2017-2019		741-0205

SOLENOIDS



SNOWMOBILE

See Page 982 For for Images, Code and Keyword

CC	Model	Year	Notes	Part No.
Arctic Cat™				
794cc	M8000 SE ES	2016-2018		741-0205
794cc	M8000 Sno Pro ES	2016-2019		741-0205
794cc	M8000 Sno Pro LTD ES	2014-2015		741-0205
794cc	Norseman 8000 X ES	2019		741-0205
794cc	XF800 Cross Tour	2013		741-0205
794cc	XF800 High Country Sno Pro LTD	2013		741-0205
794cc	XF800 LXR	2013		741-0205
794cc	XF800 Sno Pro LTD	2013		741-0205
794cc	XF8000 Cross Country ES	2017		741-0205
794cc	XF8000 Cross Country LTD	2015		741-0205
794cc	XF8000 Cross Country LTD ES	2018-2019		741-0205
794cc	XF8000 Cross Tour	2014-2015		741-0205
794cc	XF8000 Crosstrek ES	2016-2018		741-0205
794cc		2015		741-0205
794cc	XF8000 High Country LTD ES	2016-2019		741-0205
794cc	XF8000 High Country Sno Pro LTD	2014		741-0205
794cc	XF8000 LXR	2014-2015		741-0205
794cc	XF8000 Sno Pro LTD	2014-2015		741-0205
794cc	ZR8000 EI Tigre ES	2017-2018		741-0205
794cc	ZR8000 ES	2018-2019		741-0205
794cc	ZR8000 LTD ES	2016-2019		741-0205
794cc	ZR8000 LTD ES ET	2016		741-0205
794cc	ZR8000 LTD ES iAct	2019		741-0205
794cc	ZR8000 LXR	2014-2016		741-0205
794cc	ZR8000 LXR ES	2016-2017		741-0205
794cc	ZR8000 RR ES	2017-2019		741-0205
794cc	ZR8000 Sno Pro ES	2017-2019		741-0205
794cc	ZR8000 Sno Pro LTD	2014-2015		741-0205
794cc	ZR8000 Sno Pro LTD EI Tigre ES	2015		741-0205
862cc	King Cat 900	2004-2005		741-0206
862cc	King Cat 900 EFI	2005-2006		741-0206
862cc	Mountain Cat 900	2003-2004		741-0206
862cc	Mountain Cat 900 EFI	2004		741-0206
862cc	ZR900	2003-2005		741-0206
862cc	ZR900 EFI	2004-2006		741-0206
862cc	ZR900 EFI Sno Pro	2004-2006		741-0206
862cc	ZR900 Sno Pro	2003-2005		741-0206
896cc	Thundercat	1997		741-0206
896cc	Thundercat MC	1997		741-0206
999cc	F1000 EFI LXR	2007-2008		741-0204
999cc	Mountain Cat 1000	2001-2002		741-0206
999cc	Pantera 1000	2000-2001		741-0206
999cc	Thundercat	1998-2002		741-0206
999cc	Thundercat MC	1998-2000		741-0206
1049cc	M7000 LTD	2016		741-0204
1049cc	M7000 Sno Pro	2015-2016		741-0204
1049cc	Pantera 7000	2015-2016		741-0204
1049cc	Pantera 7000 LTD	2015-2017		741-0204
1049cc	Pantera 7000 LTD XT	2016-2017		741-0204
1056cc	Bearcat Z1 XT	2009-2011		741-0204
1056cc	Jaguar Z1 1100 EFI	2008		741-0204
1056cc	TZ1 LXR LTD	2011		741-0204
1056cc	TZ1 Park	2009		741-0204
1056cc	TZ1 Touring	2008-2011		741-0204
1056cc	TZ1 Touring LXR	2008-2010		741-0204
1056cc	TZ1 Turbo LXR	2009-2010		741-0204
1056cc	TZ1 Turbo LXR LE	2009-2010		741-0204
1056cc	TZ1 Turbo LXR LTD	2011		741-0204
1056cc	Z1 LXR	2011		741-0204
1056cc	Z1 Turbo	2009-2010		741-0204
1056cc	Z1 Turbo EXT	2010-2011		741-0204
1056cc	Z1 Turbo LXR	2011		741-0204
1056cc	Z1 Turbo LXR LTD	2011		741-0204
1056cc	Z1 Turbo Sno Pro	2010-2011		741-0204

CC	Model	Year	Notes	Part No.
Lynx™				
503cc	Ranger King 500	1999		742-0104
503cc	Touring 500	2000		742-0104
550cc	YETI 59 (2-Stroke)	2016		742-0102
553cc	6900	1999-2007		742-0104
553cc	ST-550	2003-2007		742-0104
553cc	Xtrim 550	2008-2009		74-00466
553cc	Xtrim 550	2010-2013		742-0103
553cc	YETI 550	2008-2009		742-0104
553cc	YETI 550	2011		742-0104
553cc	YETI 550	2012-2013		74-00466
553cc	YETI 550	2014-2015		742-0102
553cc	YETI 550 Pro	2008-2011		742-0104
594cc	Adventure GT 600 E-TEC	2014		742-0102
594cc	Adventure GT 600 E-TEC	2011-2013		74-00466
594cc	Adventure GT 600 HO SDI	2006-2008		74-00466
594cc	Adventure LX 600 ACE	2015-2019		742-0102
594cc	BoonDocker 600 E-TEC	2014-2016		742-0102
594cc	BoonDocker 600 HO E-TEC	2018		742-0102
594cc	BoonDocker 600R E-TEC	2020		742-0102
594cc	BoonDocker STD 600	2017		742-0102
594cc	Xtrim 600	2008		74-00466
594cc	Xtrim 600	2014-2015		742-0102
594cc	Xtrim 600	2009-2013		742-0103
594cc	Xtrim 600 ACE	2015		742-0102
594cc	Xtrim 600 ACE	2018-2020		742-0102
594cc	Xtrim 600 HO E-TEC	2018		742-0102
594cc	Xtrim Commander 600	2014-2016		742-0102
594cc	Xtrim Commander 600	2009-2013		74-00466
594cc	YETI 600	2008		742-0102
594cc	YETI 600 ACE	2011-2013		74-00466
594cc	YETI 600 ACE	2014-2015		742-0102
594cc	YETI 600 ACE	2018-2020		742-0102
594cc	YETI 600 HO E-TEC	2018-2019		742-0102
594cc	YETI 600 HO TUV SDI	2006-2008		74-00466
597cc	Ranger 600 ACE	2015		742-0102
597cc	Ranger 600 E-TEC	2011-2013		742-0103
597cc	Ranger 600 E-TEC	2014-2015		742-0102
597cc	Rave 600	2011-2012		742-0103
597cc	Rave 600 ACE	2015		742-0102
597cc	Rave 600R E-TEC	2019-2020		742-0102
600cc	Commander 600 E-TEC	2018-2019		742-0102
600cc	Commander 600R E-TEC	2020		742-0102
600cc	Commander LTD	2017		742-0102
600cc	Commander STD	2017		742-0102
600cc	Ranger 49 (2-Stroke)	2016		742-0102
600cc	Ranger 49 (4-Stroke)	2016		742-0102
600cc	Ranger 49 600 ACE	2018-2020		742-0102
600cc	Ranger 49 600 HO E-TEC	2018		742-0102
600cc	Ranger 49 600R E-TEC	2019-2020		742-0102
600cc	Ranger 49 STD	2017		742-0102
600cc	Rave (4-Stroke)	2016-2017		742-0102
600cc	Rave RE (2-Stroke)	2016-2017		742-0102
600cc	Xterrain 600R E-TEC	2019-2020		742-0102
600cc	Xtrim RE (2-Stroke)	2017		742-0102
600cc	Xtrim SC (2-Stroke)	2016-2017		742-0102
600cc	Xtrim STD (4-Stroke)	2016-2017		742-0102
600cc	YETI 59 (4-Stroke)	2016		742-0102
600cc	YETI 59 STD	2017		742-0102
600cc	YETI 69 (2-Stroke)	2016		742-0102
600cc	YETI 69 Army	2017		742-0102
600cc	YETI 69 STD	2017		742-0102
799cc	BoonDocker 800R E-TEC	2013		742-0103
799cc	BoonDocker 800R E-TEC	2014-2016		742-0102
799cc	Rave 800	2012-2013		742-0103
799cc	Rave 800	2014-2015		742-0102
799cc	Xtrim 800	2009-2010		742-0103
799cc	Xtrim BoonDocker 800	2011-2012		742-0103
799cc	Xtrim Commander 800	2014-2016		742-0102
799cc	YETI 800R	2015		742-0102
799cc	YETI V-800 Pro	2006-2012		74-00466
800cc	BoonDocker DS	2016-2017		742-0102
800cc	BoonDocker RE	2016-2017		742-0102
800cc	BoonDocker STD 800	2017		742-0102
800cc	Commander 800	2017		742-0102
800cc	Commander 800R E-TEC	2018-2019		742-0102
800cc	Commander Touratech	2017		742-0102
800cc	Ranger 69 800R E-TEC	2018-2020		742-0102

SOLENOIDS



SNOWMOBILE

See Page 982 For Images, Code and Keyword

CC	Model	Year	Notes	Part No.
Lynx™				
800cc	Ranger 69 Army LTD	2017		742-0102
800cc	Rave RE (2-Stroke)	2016-2017		742-0102
800cc	Xtrim RE (2-Stroke)	2016-2017		742-0102
800cc	YETI 69 (2-Stroke)	2016		742-0102
850cc	BoonDocker 850	2018-2020		742-0102
850cc	Rave 850 E-TEC	2018-2020		742-0102
850cc	Xterrain 850 E-TEC	2019-2020		742-0102
850cc	Xtrim 850 E-TEC	2018-2020		742-0102
898cc	Adventure GT 900	2015-2016		742-0102
898cc	YETI 900 ACE	2015		742-0102
899cc	Xterrain 900 ACE Turbo	2020		742-0102
899cc	Xtrim 900	2014-2015		742-0102
899cc	Xtrim 900 ACE	2018-2020		742-0102
900cc	Commander 900 ACE	2018-2020		742-0102
900cc	Commander 900 ACE Turbo	2020		742-0102
900cc	Commander Grand Tourer	2017		742-0102
900cc	Commander STD	2017		742-0102
900cc	Ranger 49 (4-Stroke)	2016		742-0102
900cc	Ranger 49 900 ACE	2018-2020		742-0102
900cc	Ranger 49 ST Explorer	2017		742-0102
900cc	Ranger 69 900 ACE	2018-2020		742-0102
900cc	Xtrim SC (4-Stroke)	2016-2017		742-0102
900cc	YETI 69 (4-Stroke)	2016		742-0102
1170cc	Ranger Alpine 1200	2013		74-00466
1170cc	Ranger Alpine 1200	2014-2015		742-0102
1171cc	Adventure GT 1200 4-TEC	2010-2013		74-00466
1171cc	Adventure GT 1200 4-TEC	2014-2016		742-0102
1200cc	Commander 1200 4-TEC	2018		742-0102
1200cc	Commander Grand Tourer	2017		742-0102
1200cc	Ranger 69 (4-Stroke)	2016		742-0102
1200cc	Ranger 69 1200 4-TEC	2018-2020		742-0102
1200cc	Ranger 69 Alpine	2017		742-0102
1300cc	YETI V-1300	2006-2008		74-00466
Polaris™				
339cc	340 Classic	2006		74-00467
339cc	340 Classic	2004-2005	OEM Appearance	74-00463
339cc	340 Classic	2004-2005	Later Replacement	74-00467
			Version	
339cc	340 Edge	2003	OEM Appearance	74-00463
339cc	340 Edge	2003	Later Replacement	74-00467
			Version	
339cc	340 Edge Classic	2003	OEM Appearance	74-00463
339cc	340 Edge Classic	2003	Later Replacement	74-00467
			Version	
339cc	340 Edge LX	2007		74-00467
339cc	340 Edge Touring	2006-2007		74-00467
339cc	340 Indy	2004	OEM Appearance	74-00463
339cc	340 Indy	2004	Later Replacement	74-00467
			Version	
339cc	340 Indy Deluxe	2002	OEM Appearance	74-00463
339cc	340 Indy Deluxe	2002	Later Replacement	74-00467
			Version	
339cc	340 Indy Deluxe	1999	OEM Appearance	74-00463
339cc	340 Indy Deluxe	1999	Later Replacement	74-00467
			Version	
339cc	340 Touring	2005-2006	OEM Appearance	74-00463
339cc	340 Touring	2005-2006	Later Replacement	74-00467
			Version	
339cc	Lite	1993-1998	OEM Appearance	74-00463
339cc	Lite	1997-1998	Later Replacement	74-00467
			Version	
339cc	Lite Deluxe	1993-1998	OEM Appearance	74-00463
339cc	Lite Deluxe	1997-1998	Later Replacement	74-00467
			Version	
398cc	400	1987-1989		74-00463
398cc	400 SKS	1987-1988		74-00463
488cc	500 Classic	2006		74-00467
488cc	500 Classic	1991		74-00467
488cc	500 Classic	1997-2005	OEM Appearance	74-00463
488cc	500 Classic	1997-2005	Later Replacement	74-00467
			Version	
488cc	500 Classic Touring	2002-2003	OEM Appearance	74-00463
488cc	500 Classic Touring	2002-2003	Later Replacement	74-00467
			Version	

CC	Model	Year	Notes	Part No.
Polaris™				
488cc	500 Classic Touring	1997-2000	OEM Appearance	74-00463
488cc	500 Classic Touring	1997-2000	Later Replacement	74-00467
			Version	
488cc	500 SKS	1989		74-00463
488cc	500 SP	1989		74-00463
488cc	500 XC Edge F/O	2003	OEM Appearance	74-00463
488cc	500 XC Edge F/O	2003	Later Replacement	74-00467
			Version	
488cc	500 XC SP F/O	2002	OEM Appearance	74-00463
488cc	500 XC SP F/O	2002	Later Replacement	74-00467
			Version	
488cc	Classic	1988-1998		74-00463
488cc	Classic Touring	1993-1994	OEM Appearance	74-00463
488cc	Classic Touring	1993-1994	Later Replacement	74-00467
			Version	
488cc	Classic Touring	1996-2000	OEM Appearance	74-00463
488cc	Classic Touring	1996-2000	Later Replacement	74-00467
			Version	
488cc	Trail	1997	OEM Appearance	74-00463
488cc	Trail	1997	Later Replacement	74-00467
			Version	
488cc	Trail	1987-1996		74-00463
488cc	Trail Deluxe	1988-1995		74-00463
488cc	Trail ES	1987-1989		74-00463
488cc	Trail SKS	1987-1989		74-00463
488cc	Trail SP	1988-1989		74-00463
488cc	Trail Touring	1996-1999	OEM Appearance	74-00463
488cc	Trail Touring	1996-1999	Later Replacement	74-00467
			Version	
488cc	Widetrak LX	1996		74-00463
488cc	Widetrak LX	1997-2005	OEM Appearance	74-00463
488cc	Widetrak LX	1997-2005	Later Replacement	74-00467
			Version	
488cc	Widetrak LX	2006-2015		74-00467
500cc	500 XC SP Edge	2006		74-00463
500cc	500 XC SP Edge	2003-2005	OEM Appearance	74-00463
500cc	500 XC SP Edge	2003-2005	Later Replacement	74-00467
			Version	
500cc	500 XC SP Edge	2006	OEM Appearance	74-00467
500cc	500 XC SP Edge F/O	2003	OEM Appearance	74-00463
500cc	500 XC SP Edge F/O	2003	Later Replacement	74-00467
			Version	
544cc	550 Classic	2002-2006	OEM Appearance	74-00463
544cc	550 Classic	2002-2006	Later Replacement	74-00467
			Version	
544cc	550 Indy	2014-2018		74-00465
544cc	550 Indy Adventure	2014-2020		74-00465
544cc	550 Indy ES	2014-2020		74-00465
544cc	550 Indy ES Int'l	2014-2020		74-00465
544cc	550 Indy EVO ES	2019-2020		74-00465
544cc	550 Indy LXT	2014-2020		74-00465
544cc	550 Indy Voyageur	2014-2016		74-00465
544cc	550 IQ LXT	2011-2013		74-00465
544cc	550 IQ Shift	2010-2013		74-00465
544cc	550 LX	2007-2008		74-00467
544cc	550 RMK ES	2020		74-00465
544cc	550 RMK EVO	2020		74-00465
544cc	550 Shift	2011-2013		74-00465
544cc	550 Voyageur	2017-2020		74-00465
544cc	550 Widetrak LX	2016-2019		74-0212
544cc	Sport Touring	2001	OEM Appearance	74-00463
544cc	Sport Touring	2001	Later Replacement	74-00467
			Version	
544cc	Sport Touring ES	2001-2002		74-00463
544cc	Supersport	2003-2005	OEM Appearance	74-00463
544cc	Supersport	2003-2005	Later Replacement	74-00467
			Version	
544cc	Supersport	2006		74-00467
544cc	Trail RMK	2004-2005	OEM Appearance	74-00463
544cc	Trail RMK	2004-2005	Later Replacement	74-00467
			Version	
544cc	Trail RMK	2006		74-00467
544cc	Trail RMK	2009-2010		74-00467
544cc	Trail Touring	2000	OEM Appearance	74-00463
544cc	Trail Touring	2000	Later Replacement	74-00467
			Version	

SOLENOIDS



SNOWMOBILE

See Page 982 for Images, Code and Keyword

CC	Model	Year	Notes	Part No.
Polaris™				
544cc	Trail Touring	2002-2005	OEM Appearance	74-00463
544cc	Trail Touring	2002-2005	Later Replacement Version	74-00467
544cc	Trail Touring	2006-2010		74-00467
599cc	600	1987		74-00463
599cc	600 AXYS Pro RMK	2016-2020		744-0212
599cc	600 Classic	2001-2005	OEM Appearance	74-00463
599cc	600 Classic	2001-2005	Later Replacement Version	74-00467
599cc	600 Classic	2006		74-00467
599cc	600 Classic Touring	2001-2004	OEM Appearance	74-00463
599cc	600 Classic Touring	2001-2004	Later Replacement Version	74-00467
599cc	600 Dragon SP	2009		74-00465
599cc	600 Dragon Switchback	2009-2010		74-00465
599cc	600 Edge Touring	2005	OEM Appearance	74-00463
599cc	600 Edge Touring	2005	Later Replacement Version	74-00467
599cc	600 Edge Touring	2006		74-00467
599cc	600 Indy	2013-2018		74-00465
599cc	600 Indy Adventure	2020		74-00465
599cc	600 Indy ES	2014		74-00465
599cc	600 Indy ES	2019-2020		74-00465
599cc	600 Indy SP	2014-2018		74-00465
599cc	600 Indy SP	2019-2020		744-0212
599cc	600 Indy SP Ltd.	2016		74-00465
599cc	600 Indy Voyageur	2014-2016		74-00465
599cc	600 Indy XC	2019-2020		744-0212
599cc	600 Indy XCR	2020		744-0212
599cc	600 IQ	2009		74-00465
599cc	600 IQ CFI	2007		74-00465
599cc	600 IQ Dragon	2008-2009		74-00465
599cc	600 IQ LX	2007-2008		74-00465
599cc	600 IQ LXT	2011-2015		74-00465
599cc	600 IQ Shift	2010-2012		74-00465
599cc	600 IQ Touring	2007-2010		74-00465
599cc	600 Pro Ride Rush	2010		74-00465
599cc	600 Pro RMK	2012-2015		74-00465
599cc	600 Pro RMK ES	2012		74-00465
599cc	600 RMK	2004-2005	OEM Appearance	74-00463
599cc	600 RMK	2004-2005	Later Replacement Version	74-00467
599cc	600 RMK	2010-2016		74-00465
599cc	600 RMK	2019-2020		744-0212
599cc	600 RMK ES	2010-2012		74-00465
599cc	600 Rush	2011-2013		74-00465
599cc	600 Rush Pro-R	2011-2014		74-00465
599cc	600 Rush Pro-S	2015-2016		74-00465
599cc	600 Rush Pro-S	2019-2020		744-0212
599cc	600 Rush Pro-X	2015		74-00465
599cc	600 Rush XCR	2019		744-0212
599cc	600 Shift	2011		74-00465
599cc	600 Switchback	2004-2005	OEM Appearance	74-00463
599cc	600 Switchback	2004-2005	Later Replacement Version	74-00467
599cc	600 Switchback	2007	Cleanfire Models	74-00465
599cc	600 Switchback	2009-2011		74-00465
599cc	600 Switchback	2012-2016		74-00465
599cc	600 Switchback	2019		744-0212
599cc	600 Switchback Assault	2014-2016		74-00465
599cc	600 Switchback Assault	2019-2020		744-0212
599cc	600 Switchback ES	2012-2014		74-00465
599cc	600 Switchback Pro-R	2012-2014		74-00465
599cc	600 Switchback Pro-S	2015-2016		74-00465
599cc	600 Switchback Pro-S	2019-2020		744-0212
599cc	600 Switchback Pro-X	2015-2016		74-00465
599cc	600 Touring	2000	OEM Appearance	74-00463
599cc	600 Touring	2000	Later Replacement Version	74-00467
599cc	600 Voyageur	2014		74-00465
599cc	600 Voyageur	2019-2020		744-0212
599cc	600 Widetrak IQ	2010-2017		74-00465
599cc	600 XC Deluxe	2000	OEM Appearance	74-00463

CC	Model	Year	Notes	Part No.
Polaris™				
599cc	600 XC Deluxe	2000	Later Replacement Version	74-00467
599cc	600 XC Edge	2003	OEM Appearance	74-00463
599cc	600 XC Edge	2003	Later Replacement Version	74-00467
599cc	600 XC SP	2003-2005	OEM Appearance	74-00463
599cc	600 XC SP	2003-2005	Later Replacement Version	74-00467
599cc	600 XC SP F/O	2002-2003	OEM Appearance	74-00463
599cc	600 XC SP F/O	2002-2003	Later Replacement Version	74-00467
599cc	XLT Classic	1998-1999	OEM Appearance	74-00463
599cc	XLT Classic	1998-1999	Later Replacement Version	74-00467
599cc	XLT Touring	1995-1996		74-00463
599cc	XLT Touring	1997-1999	OEM Appearance	74-00463
599cc	XLT Touring	1997-1999	Later Replacement Version	74-00467
648cc	RXL	1994-1995	OEM Appearance	74-00463
648cc	RXL Touring	1994-1995	OEM Appearance	74-00463
650cc	650	1988-1989	OEM Appearance	74-00463
650cc	650 SKS	1988-1989	OEM Appearance	74-00463
679cc	Ultra Touring	1997-1998	OEM Appearance	74-00463
679cc	Ultra Touring	1997-1998	Later Replacement Version	74-00467
700cc	700 Classic	2001-2005	OEM Appearance	74-00463
700cc	700 Classic	2001-2005	Later Replacement Version	74-00467
700cc	700 Classic	2006		74-00465
700cc	700 Classic Touring	2003-2004	OEM Appearance	74-00463
700cc	700 Classic Touring	2003-2004	Later Replacement Version	74-00467
700cc	700 Dragon IQ	2008		74-00465
700cc	700 Edge RMK	2003	OEM Appearance	74-00463
700cc	700 Edge RMK	2003	Later Replacement Version	74-00467
700cc	700 Fusion	2006		74-00465
700cc	700 IQ	2008		74-00465
700cc	700 RMK	2003-2005	OEM Appearance	74-00463
700cc	700 RMK	2003-2005	Later Replacement Version	74-00467
700cc	700 RMK	2006		74-00465
700cc	700 RMK	2009		74-00465
700cc	700 SKS	2003	OEM Appearance	74-00463
700cc	700 SKS	2003	Later Replacement Version	74-00467
700cc	700 Switchback	2004	OEM Appearance	74-00463
700cc	700 Switchback	2004	Later Replacement Version	74-00467
700cc	700 Touring HO	2006		74-00465
700cc	700 XC Edge	2003-2004	OEM Appearance	74-00463
700cc	700 XC Edge	2003-2004	Later Replacement Version	74-00467
700cc	700 XC SP	2002-2005	OEM Appearance	74-00463
700cc	700 XC SP	2002-2005	Later Replacement Version	74-00467
750cc	FS Classic	2006		74-00465
750cc	FS IQ Touring	2007-2009		74-00465
750cc	FS IQ Widetrak	2010-2013		74-00465
750cc	FS Touring	2006		74-00465
750cc	FST Classic	2006		74-00465
750cc	FST IQ Cruiser	2007-2008		74-00465
750cc	FST IQ LX	2007		74-00465
750cc	FST IQ Switchback	2007		74-00465
750cc	FST IQ Touring	2007-2010		74-00465
750cc	FST Switchback	2006		74-00465
750cc	FST Touring	2006		74-00465
750cc	IQ Cruiser	2008		74-00465
750cc	IQ Turbo Dragon	2008-2010		74-00465
750cc	IQ Turbo LX	2008		74-00465
750cc	IQ Turbo LXT	2013-2014		74-00465
750cc	IQ Widetrak	2009		74-00465
750cc	Trail Touring DLX	2009-2010	OEM Appearance	74-00467
750cc	Turbo IQ	2011-2012		74-00465

SOLENOIDS



SNOWMOBILE

See Page 982 for Images, Code and Keyword

CC	Model	Year	Notes	Part No.
Polaris™				
750cc	Turbo IQ LX	2011-2012		74-00465
750cc	Turbo IQ LXT	2011-2012		74-00465
750cc	Turbo LX	2010		74-00465
750cc	Turbo Switchback	2008-2009		74-00465
750cc	Widetrak IQ	2009		74-00465
784cc	Frontier Classic	2003-2004		74-00465
784cc	Frontier Touring	2003-2005		74-00465
794cc	800 AXYS Pro RMK	2016-2020		744-0212
794cc	800 AXYS RMK Assault	2017-2019		744-0212
794cc	800 AXYS SKS	2016-2020		744-0212
794cc	800 Classic	2004	OEM Appearance	74-00463
794cc	800 Classic	2004	Later Replacement Version	74-00467
794cc	800 Classic Touring	2003-2004	OEM Appearance	74-00463
794cc	800 Classic Touring	2003-2004	Later Replacement Version	74-00467
794cc	800 Dragon	2009		74-00465
794cc	800 Dragon IQ	2010		74-00465
794cc	800 Dragon RMK	2009-2010		74-00465
794cc	800 Dragon SP	2009		74-00465
794cc	800 Dragon Switchback	2010		74-00465
794cc	800 Edge Touring	2005	OEM Appearance	74-00463
794cc	800 Edge Touring	2005	Later Replacement Version	74-00467
794cc	800 Indy Adventure	2020		744-0212
794cc	800 Indy SP	2014-2016		74-00465
794cc	800 Indy XC	2019-2020		744-0212
794cc	800 Indy XCR	2020		744-0212
794cc	800 IQ	2009-2010		74-00465
794cc	800 Pro RMK	2011-2015		74-00465
794cc	800 RMK	2003-2005	OEM Appearance	74-00463
794cc	800 RMK	2003-2005	Later Replacement Version	74-00467
794cc	800 RMK	2009-2016		74-00465
794cc	800 RMK Assault	2013-2015		74-00465
794cc	800 RMK Assault	2016		744-0212
794cc	800 RMK Assault	2019		744-0212
794cc	800 RMK KHAOS	2020		744-0212
794cc	800 Rush ES	2011-2013		74-00465
794cc	800 Rush Pro-R	2011-2014		74-00465
794cc	800 Rush Pro-S	2015		74-00465
794cc	800 Rush Pro-S	2019-2020		744-0212
794cc	800 Rush Pro-X	2015		74-00465
794cc	800 SKS	2003	OEM Appearance	74-00463
794cc	800 SKS	2003	Later Replacement Version	74-00467
794cc	800 Switchback	2004-2005	OEM Appearance	74-00463
794cc	800 Switchback	2004-2005	Later Replacement Version	74-00467
794cc	800 Switchback	2009-2012		74-00465
794cc	800 Switchback Adventure	2014		74-00465
794cc	800 Switchback Adventure	2019		744-0212
794cc	800 Switchback Assault	2013-2015		74-00465
794cc	800 Switchback Assault	2016		74-00449
794cc	800 Switchback Assault	2019-2020		744-0212
794cc	800 Switchback ES	2012-2014		74-00465
794cc	800 Switchback Pro-R	2012-2014		74-00465
794cc	800 Switchback Pro-S	2015		74-00465
794cc	800 Switchback Pro-S	2019-2020		744-0212
794cc	800 Switchback Pro-X	2015		74-00465
794cc	800 Switchback XCR	2020		744-0212
794cc	800 Titan Adventure	2018		744-0212
794cc	800 Titan SP	2018		744-0212
794cc	800 Titan XC	2018		744-0212
794cc	800 XC Edge	2003-2004	OEM Appearance	74-00463
794cc	800 XC Edge	2003-2004	Later Replacement Version	74-00467
794cc	800 XC SP	2002-2005	OEM Appearance	74-00463
794cc	800 XC SP	2002-2005	Later Replacement Version	74-00467
840cc	850 AXYS Pro RMK	2019-2020		744-0212
840cc	850 AXYS SKS	2019-2020		744-0212
840cc	850 Indy Adventure	2020		744-0212

CC	Model	Year	Notes	Part No.
Polaris™				
840cc	850 Indy SC	2019		744-0212
840cc	850 Indy XC	2020		744-0212
840cc	850 Indy XCR	2020		744-0212
840cc	850 Pro RMK	2019		744-0212
840cc	850 Pro RMK KHAOS	2020		744-0212
840cc	850 Rush Pro-S	2019-2020		744-0212
840cc	850 Rush XCR	2019		744-0212
840cc	850 SKS	2019-2020		744-0212
840cc	850 Switchback Assault	2019-2020		744-0212
840cc	850 Switchback Pro-S	2019-2020		744-0212
840cc	850 Switchback XCR	2019-2020		744-0212
866cc	900 Fusion	2006		74-00465
866cc	900 RMK	2006		74-00465
866cc	900 Switchback	2006		74-00465
All	Sprint	1986-1987		74-00463
All	Sprint ES	1986-1990		74-00463
All	SS	1985-1986		74-00463
All	Star	1985-1990		74-00463
All	Star Twin	1985		74-00463
All	Star Twin ES	1985		74-00463
All	Starlite	1993-1995		74-00463
Ski-Doo™				
277cc	Skandic Tundra 300F	2006-2009		74-00466
300cc	Freestyle 300F	2006		74-00466
300cc	Freestyle Session 300F	2007-2008		74-00466
377cc	Formula Deluxe 380	1999-2001		742-0104
377cc	Grand Touring 380F	2002-2003		742-0104
377cc	GSX 380F	2005-2006		74-00466
377cc	GTX 380F	2005-2006		74-00466
377cc	Legend 380F	2002-2004		742-0104
377cc	MX Z 380 F	2001-2006		742-0104
377cc	Touring 380	2001		742-0104
377cc	Touring E	1997-2000		742-0104
443cc	MX Z 440 F	2001		742-0104
443cc	Skandic LT 440F	2003-2007		742-0104
443cc	Touring LE	1997-2000		742-0104
494cc	GSX 500F	2005-2006		74-00466
494cc	Legend 380F	2002		742-0102
494cc	Legend 380F	2002-2003		742-0104
494cc	Legend 500 Sport	2002		742-0102
494cc	Legend 500 Sport	2003		74-00466
494cc	Legend 500 SS	2004		74-00466
494cc	MX Z 500	2003		74-00466
494cc	MX Z 500 F	2001-2002		742-0104
494cc	MX Z 500SS Adrenaline	2004-2007		74-00466
494cc	MX Z 500SS Trail	2004-2007		74-00466
494cc	MX Z 500SS Trail	2008-2009		742-0103
497cc	Skandic 500F	2001-2003		742-0104
497cc	Skandic Super Wide Track 500	1997-2000		742-0104
497cc	Skandic Super Wide Track 500F	2001-2003		742-0104
497cc	Skandic Wide Track 500	1996-2003		742-0104
503cc	Formula 500	1997-2000		742-0104
503cc	Formula Deluxe 500	1997-2000		742-0104
503cc	Formula Deluxe 500 LC	1999-2000		742-0104
503cc	Grand Touring 500	2002		742-0102
503cc	Grand Touring 500	2003		74-00466
503cc	Grand Touring 500	1997-1999		742-0104
503cc	Grand Touring 500F	2002		742-0102
503cc	Grand Touring 500F	2002		742-0104
503cc	Summit 500SS Everest	2009		742-0103
503cc	Touring 500	2000-2001		742-0104
503cc	Touring SLE	1997-2000		742-0104
550cc	Freestyle Backcountry 550F	2007-2009		74-00466
550cc	Freestyle Park 550F	2007-2008		74-00466
550cc	Skandic Wide Track 550F	2004-2011		742-0104
550cc	Skandic Wide Track 550F	2012-2013		74-00466
550cc	Skandic Wide Track 550F	2014-2015		742-0102
550cc	Tundra 550F LT	2013		742-0103
550cc	Tundra 550F LT	2014-2015		742-0102
553cc	Expedition 550F	2005-2006		74-00466
553cc	Expedition 550F Sport	2011-2013		742-0103
553cc	Expedition 550F Sport	2014-2018		742-0102
553cc	Expedition 550F Sport	2007-2008		74-00466

SOLENOIDS



SNOWMOBILE

See Page 982 for Images, Code and Keyword

CC	Model	Year	Notes	Part No.	CC	Model	Year	Notes	Part No.
Ski-Doo™					Ski-Doo™				
553cc	Grand Touring 550F	2003		742-0104	594cc	MX Z X 600 HO SDI	2008		742-0103
553cc	Grand Touring 550F Sport	2014-2015		742-0102	594cc	MX Z X 600R E-TEC	2018-2020		742-0102
553cc	Grand Touring 550F Sport	2010-2013		742-0103	594cc	MX Z X 600R E-TEC	2019		742-0102
553cc	GSX 500SS Sport	2007		74-00466		Blizzard			
553cc	GSX 500SS Sport	2008		742-0103	594cc	MX Z X-RS 600 HO E-TEC	2011-2012		742-0103
553cc	GSX 550F	2005-2009		74-00466	594cc	MX Z X-RS 600 HO E-TEC	2013-2015		742-0102
553cc	GSX 550F Sport	2010		742-0103	594cc	MX Z X-RS 600R E-TEC	2019-2020		742-0102
553cc	GTX 550F	2005-2009		74-00466	594cc	Renegade 600 ACE Sport	2016		742-0102
553cc	Legend 550F	2003-2004		742-0104	594cc	Renegade 600 HO	2010-2012		742-0103
553cc	MX Z 550 F	2003		742-0104		Adrenaline E-TEC			
553cc	MX Z 550 F	2007-2008		74-00466	594cc	Renegade 600 HO	2013-2014		742-0102
553cc	MX Z 550 F Sport	2011-2013		742-0103		Adrenaline E-TEC			
553cc	MX Z 550 F Sport	2014		742-0102	594cc	Renegade 600 HO	2016-2019		742-0102
553cc	MX Z 550 F TNT	2010-2012		742-0103		Adrenaline E-TEC			
553cc	MX Z 550 X	2007-2009		74-00466	594cc	Renegade 600 HO	2010-2012		742-0103
553cc	MX Z 550SS TNT	2008-2009		742-0103		Backcountry E-TEC			
553cc	Renegade 550F Sport	2014		742-0102	594cc	Renegade 600 HO	2013-2018		742-0102
553cc	Renegade 550F Sport	2010-2013		742-0103		Backcountry E-TEC			
553cc	Skandic 550F SUV	2005-2010		742-0104	594cc	Renegade 600 HO	2011-2012		742-0103
553cc	Skandic Super Wide Track 550F	2004-2008		742-0104		Backcountry X E-TEC			
553cc	Skandic Super Wide Track 550F	2014-2015		742-0102	594cc	Renegade 600 HO	2013-2015		742-0102
553cc	Skandic Tundra 550F	2010-2011		742-0103		Backcountry X E-TEC			
553cc	Skandic Tundra 550F LT	2008-2009		74-00466	594cc	Renegade 600 HO	2016-2019		742-0102
553cc	Skandic Tundra 550F LT	2010-2011		742-0103		Enduro E-TEC			
553cc	Skandic Tundra 550F Sport	2010-2011		742-0103	594cc	Renegade 600 HO X E-TEC	2010-2012		742-0103
553cc	Skandic Wide Track 550F	2016-2020		742-0102	594cc	Renegade 600 HO X E-TEC	2013-2017		742-0102
553cc	Tundra 550F	2012		742-0103	594cc	Skandic Super Wide Track 600 HO E-TEC	2015-2020		742-0102
553cc	Tundra 550F LT	2012		742-0103		Track 600 HO E-TEC			
553cc	Tundra 550F LT	2016-2020		742-0102	594cc	Skandic Wide Track 600 HO E-TEC	2015-2020		742-0102
553cc	Tundra 550F Sport	2012-2013		742-0103		HO E-TEC			
553cc	Tundra 550F Sport	2014-2020		742-0102	594cc	Summit 600 HO E-TEC SP	2015-2018		742-0102
583cc	Formula 583	1997		742-0104	594cc	Summit 600 HO Everest	2009-2011		742-0103
583cc	Formula Deluxe 583	1998-1999		742-0104	594cc	Summit 600 HO X	2009-2011		742-0103
583cc	Grand Touring 583	1997-1999		742-0104	594cc	Summit 600R E-TEC	2019-2020		742-0102
593cc	GSX 500SS	2004-2006		74-00466	594cc	Tundra 600 HO E-TEC	2012		742-0103
594cc	Grand Touring 600 HO LE E-TEC	2016-2018		742-0102		Xtreme			
594cc	GSX 600 HO LE	2009-2012		742-0103	594cc	Tundra 600 HO E-TEC	2013-2020		742-0102
594cc	GSX 600 HO LE	2013-2015		742-0102		Xtreme			
594cc	MX Z 600 ACE Sport	2014-2018		742-0102	597cc	Expedition 600 ACE Sport	2014-2020		742-0102
594cc	MX Z 600 Adrenaline HO	2003-2007		74-00466	597cc	Expedition 600 HO LE	2011-2013		74-00466
594cc	MX Z 600 Adrenaline HO	2009-2010		742-0103	597cc	Expedition 600 HO LE	2014		742-0102
594cc	MX Z 600 Adrenaline HO SDI	2005-2007		74-00466	597cc	Expedition 600 HO LE	2015-2019		742-0102
594cc	MX Z 600 Adrenaline HO SDI	2008		742-0103		E-TEC			
594cc	MX Z 600 Blizzard HO E-TEC	2016-2018		742-0102	597cc	Expedition 600 HO SDI	2005-2006		74-00466
594cc	MX Z 600 Blizzard HO SDI	2007		74-00466	597cc	Expedition 600 HO SE	2011-2013		74-00466
594cc	MX Z 600 HO E-TEC	2016-2017		742-0102	597cc	Expedition 600 HO SE	2014		742-0102
594cc	MX Z 600 HO ZX	2003-2005		74-00466	597cc	Expedition 600 SE E-TEC	2015-2019		742-0102
594cc	MX Z 600 HO ZX SDI	2004		74-00466	597cc	Expedition 600R LE E-TEC	2020		742-0102
594cc	MX Z 600 Renegade E-TEC	2009		742-0103	597cc	Expedition 600R SE E-TEC	2020		742-0102
594cc	MX Z 600 Renegade HO E-TEC	2003-2004		74-00466	597cc	Expedition TUV-600	2007-2010		74-00466
594cc	MX Z 600 Renegade SDI	2008		742-0103		HO SDI			
594cc	MX Z 600 Renegade SDI	2005-2007		74-00466	597cc	Expedition TUV-600 HO SDI REV-XU	2009		74-00466
594cc	MX Z 600 Renegade X P-TEC	2004		74-00466	597cc	Expedition TUV-600 HO SDI SE	2010		74-00466
594cc	MX Z 600 Renegade X P-TEC	2009		742-0103	597cc	Grand Touring 600	2002		742-0102
594cc	MX Z 600 Renegade X SDI	2008		742-0103	597cc	Grand Touring 600	2003		74-00466
594cc	MX Z 600 Renegade X SDI	2004-2007		74-00466	597cc	Grand Touring 600 ACE	2016-2020		742-0102
594cc	MX Z 600 Sport	2010-2014		742-0103	597cc	Grand Touring 600 ACE Sport	2014-2015		742-0102
594cc	MX Z 600 Sport	2015-2020		742-0102		LE E-TEC			
594cc	MX Z 600 TNT	2009-2012		742-0103	597cc	Grand Touring 600 HO	2010-2012		742-0103
594cc	MX Z 600 TNT HO	2011-2012		742-0103		LE E-TEC			
594cc	MX Z 600 TNT HO	2013-2018		742-0102	597cc	Grand Touring 600 HO	2013-2015		742-0102
594cc	MX Z REV 007 Bond Special ED	2003		74-00466		LE E-TEC			
594cc	MX Z X 600 HO E-TEC	2010-2012		742-0103	597cc	Grand Touring 600	2010-2014		742-0103
594cc	MX Z X 600 HO E-TEC	2013-2018		742-0102		Sport XP			
594cc	MX Z X 600 HO SDI	2006-2007		74-00466	597cc	Grand Touring 600R E-TEC	2019-2020		742-0102
					597cc	GSX 500SS	2009		742-0103
					597cc	GSX 600 HO	2004-2005		74-00466
					597cc	GSX 600 HO SDI	2004-2006		74-00466
					597cc	GSX 600 HO SDI LTD	2007		74-00466
					597cc	GSX 600 HO SDI LTD	2008		742-0103
					597cc	GSX 600 HO SE	2012		742-0103

SOLENOIDS



SNOWMOBILE

See Page 982 for Images, Code and Keyword

CC	Model	Year	Notes	Part No.
Ski-Doo™				
597cc	GSX 600 HO SE	2013-2014		742-0102
597cc	GSX 600 Sport	2010		742-0103
597cc	GSX 600 Sport HO SDI	2007		74-00466
597cc	GTX 500SS	2005-2006		74-00466
597cc	GTX 500SS Sport	2007-2008		74-00466
597cc	GTX 500SS Sport	2009		742-0103
597cc	GTX 600 HO	2005		74-00466
597cc	GTX 600 HO LE	2009		742-0103
597cc	GTX 600 HO SDI	2005-2006		74-00466
597cc	GTX 600 HO SDI LTD	2007-2008		74-00466
597cc	GTX 600 Sport HO SDI	2007-2008		74-00466
597cc	Legend 600	2002		742-0102
597cc	Legend 600 HO SDI	2004		74-00466
597cc	Legend 600 SE	2003		74-00466
597cc	Legend 600 Sport	2003		74-00466
597cc	MX Z 600 Trail	2003		74-00466
597cc	MX Z 600 Trail HO	2004-2005		74-00466
597cc	Renegade 600 Sport Carb	2015-2020		742-0102
597cc	Renegade 600R E-TEC	2019-2020		742-0102
597cc	Skandic 600 SUV	2003-2007		742-0102
597cc	Skandic 600 SUV	2008		74-00466
597cc	Skandic Tundra 600 HO	2011		742-0103
	E-TEC Xtreme			
597cc	Skandic Wide Track 600	2003-2007		742-0102
597cc	Skandic Wide Track 600	2008-2010		74-00466
597cc	Skandic Wide Track 600	2011-2013		74-00466
	HO E-TEC			
597cc	Skandic Wide Track 600	2014		742-0102
	HO E-TEC			
597cc	Summit 600 HO	2007-2008		74-00466
	Adrenaline			
597cc	Summit 600 HO E-TEC	2009-2011		742-0103
	Everest			
597cc	Summit 600 HO E-TEC SP	2012		742-0103
597cc	Summit 600 HO E-TEC SP	2013-2014		742-0102
599cc	Backcountry 600R E-TEC	2019-2020		742-0102
599cc	MX Z 600R E-TEC Blizzard	2019		742-0102
599cc	MX Z 600R E-TEC TNT	2019-2020		742-0102
599cc	MX Z 600R E-TEC X	2020		742-0102
599cc	MX Z 600R E-TEC XRS	2020		742-0102
599cc	MX Z 600R E-TEC XRS	2020		742-0102
	Iron Dog			
600cc	Renegade 600 ACE Sport	2014-2015		742-0102
600cc	Renegade 600 ACE Sport	2017-2020		742-0102
600cc	Renegade 600 HO	2015		742-0102
	Adrenaline E-TEC			
600cc	Skandic Super Wide	2012-2013		74-00466
	Track 600 ACE			
600cc	Skandic Super Wide	2014		742-0102
	Track 600 ACE			
600cc	Skandic Super Wide	2012-2013		74-00466
	Track 600 HO E-TEC			
600cc	Skandic Super Wide	2014		742-0102
	Track 600 HO E-TEC			
600cc	Skandic Wide Track	2011-2013		74-00466
	600 ACE			
600cc	Skandic Wide Track	2014-2020		742-0102
	600 ACE			
600cc	Tundra 600 ACE LT	2014-2020		742-0102
600cc	Tundra 600 ACE Sport	2014-2020		742-0102
670cc	Formula Deluxe 670	1999		742-0104
698cc	Grand Touring 700	1998-2000		742-0102
698cc	Grand Touring 700	2002		742-0102
698cc	Grand Touring SE	1997		742-0104
698cc	Grand Touring SE	1998		742-0102
698cc	Legend 700 GS	2002		742-0102
698cc	Legend 700 SE	2003-2004		74-00466
698cc	Legend 700 Sport	2002		742-0102
698cc	Legend 700 Sport	2003-2004		74-00466
698cc	MX Z 700	2003		74-00466
796cc	Expedition TUV-800 4-TEC	2007-2009		74-00466
796cc	Expedition V-800 Sport	2007-2008		74-00466
796cc	Grand Touring 800	2002		742-0102
796cc	Grand Touring 800 SE	2001		742-0102
796cc	Grand Touring 800 SE SDI	2003		74-00466

CC	Model	Year	Notes	Part No.
Ski-Doo™				
796cc	Grand Touring SE	1999-2000		742-0102
796cc	GSX 800 HO	2004-2006		74-00466
796cc	GSX 800 HO LTD	2007		74-00466
796cc	GSX 800 LTD	2008		742-0103
796cc	GTX 800 HO	2005-2006		74-00466
796cc	GTX 800 HO LTD	2007		74-00466
796cc	Legend 800 SDI	2004		74-00466
796cc	Legend 800 SE	2002		742-0102
796cc	Legend 800 SE SDI	2003		74-00466
796cc	Legend V-800 Touring	2007-2009		74-00466
796cc	Legend V-800 Trail	2007		74-00466
799cc	Expedition 800R Xtreme	2016-2019		742-0102
	E-TEC			
799cc	MX Z 800 Adrenaline	2003-2007		74-00466
799cc	MX Z 800 Adrenaline	2008-2010		742-0103
799cc	MX Z 800 Blizzard	2007		74-00466
799cc	MX Z 800 HO ZX	2004-2006		74-00466
799cc	MX Z 800 Renegade	2003-2007		74-00466
799cc	MX Z 800 Renegade	2008-2009		742-0103
799cc	MX Z 800 Renegade X	2004-2007		74-00466
799cc	MX Z 800 Renegade X	2008-2009		742-0103
799cc	MX Z 800 Sport	2003		74-00466
799cc	MX Z 800 ZX	2003		74-00466
799cc	MX Z 800R Blizzard E-TEC	2016-2017		742-0102
799cc	MX Z 800R TNT E-TEC	2011-2012		742-0103
799cc	MX Z 800R TNT E-TEC	2013-2016		742-0102
799cc	MX Z 800R TNT P-TEK	2011		742-0103
799cc	MX Z X 800	2007		74-00466
799cc	MX Z X 800	2008-2009		742-0103
799cc	MX Z X 800R E-TEC	2010-2012		742-0103
799cc	MX Z X 800R E-TEC	2013-2016		742-0102
799cc	MX Z X 800R P-TEC	2010		742-0103
799cc	MX Z X-RS 800R E-TEC	2011-2012		742-0103
799cc	MX Z X-RS 800R E-TEC	2013-2017		742-0102
799cc	Renegade 800R	2011-2012		742-0103
	Adrenaline E-TEC			
799cc	Renegade 800R	2013-2016		742-0102
	Adrenaline E-TEC			
799cc	Renegade 800R	2010-2011		742-0103
	Adrenaline P-TEK			
799cc	Renegade 800R	2011-2012		742-0103
	Backcountry E-TEC			
799cc	Renegade 800R	2013-2017		742-0102
	Backcountry E-TEC			
799cc	Renegade 800R	2010-2011		742-0103
	Backcountry P-TEK			
799cc	Renegade 800R	2011-2012		742-0103
	Backcountry X E-TEC			
799cc	Renegade 800R	2013-2017		742-0102
	Backcountry X E-TEC			
799cc	Renegade 800R	2010		742-0103
	Backcountry X P-TEK			
799cc	Renegade 800R Enduro	2016-2018		742-0102
	E-TEC			
799cc	Renegade 800R SP P-TEK	2011		742-0103
799cc	Renegade 800R X E-TEC	2011-2012		742-0103
799cc	Renegade 800R X E-TEC	2013-2016		742-0102
799cc	Renegade 800R X P-TEK	2010		742-0103
799cc	Renegade 800R XRS	2015-2017		742-0102
	E-TEC			
799cc	Skandic Super Wide	2007-2012		74-00466
	Track V-800			
799cc	Skandic Tundra V-800	2007-2009		74-00466
799cc	Summit 800 HO	2005-2006		74-00466
799cc	Summit 800 HO	2005-2006		74-00466
	Adrenaline			
799cc	Summit 800R Burton	2016-2017		742-0102
	E-TEC			
799cc	Summit 800R Everest	2011		742-0103
	E-TEC			
799cc	Summit 800R Everest	2008-2011		742-0103
	P-TEK			
799cc	Summit 800R HO	2007		74-00466
	Adrenaline			

SOLENOIDS



SNOWMOBILE

See Page 982 for Images, Code and Keyword

	CC	Model	Year	Notes	Part No.	CC	Model	Year	Notes	Part No.
		Ski-Doo™					Ski-Doo™			
NEW	799cc	Summit 800R SP E-TEC	2012		742-0103	900cc	GSX 900 ACE LE	2014-2015		742-0102
	799cc	Summit 800R SP E-TEC	2013-2017		742-0102	1004cc	Expedition 4-TEC	2004		74-00466
	799cc	Summit 800R SP P-TEK	2011		742-0103	1004cc	Expedition V-1000	2005-2006		74-00466
	799cc	Summit 800R X E-TEC	2011-2012		742-0103	1004cc	Grand Touring V-1000	2003		74-00466
HELMETS	799cc	Summit 800R X E-TEC	2013-2017		742-0102	1004cc	Legend V-1000 Sport	2003-2005		74-00466
	799cc	Summit 800R X P-TEK	2007		74-00466	1004cc	Mach Z 1000 Adrenaline	2007		74-00466
	799cc	Summit 800R X P-TEK	2008-2010		742-0103	1004cc	Mach Z 1000 SDI	2005-2006		74-00466
	799cc	Summit 800R X RS	2007		74-00466	1004cc	Mach Z 1000 X	2007		74-00466
HELMET ACCESSORIES	800cc	Freeride 800R E-TEC	2012		742-0103	1004cc	MX Z 1000 SDI Renegade	2006-2007		74-00466
	800cc	Freeride 800R E-TEC	2013-2017		742-0102	1004cc	Summit 1000 Highmark	2005-2007		74-00466
	800cc	GSX 800R SE	2012		742-0103	1004cc	Summit 1000 Highmark	2007		74-00466
	800cc	GSX 800R SE	2013-2015		742-0102		SDI			
APPAREL	849cc	Backcountry 850 E-TEC	2019-2020		742-0102	1171cc	Expedition 1200 LE	2011-2013		74-00466
	849cc	Backcountry X 850 E-TEC	2019-2020		742-0102	1171cc	Expedition 1200 LE	2014		742-0102
	849cc	Backcountry X-RS 850	2019-2020		742-0102	1171cc	Expedition 1200 LE 4-TEC	2015-2019		742-0102
		E-TEC				1171cc	Expedition 1200 SE	2011-2014		74-00466
ACCESSORIES	849cc	Expedition 850 Xtreme	2020		742-0102	1171cc	Expedition 1200 SE	2015		742-0102
		E-TEC				1171cc	Expedition 1200 SE 4-TEC	2016-2018		742-0102
	849cc	Freeride 850 E-TEC	2018-2020		742-0102	1171cc	Expedition TUV-1200	2010		74-00466
	849cc	MX Z 850 E-TEC	2017-2020		742-0102	1171cc	Expedition TUV-1200 SE	2010		74-00466
	849cc	MX Z X 850 Blizzard	2018-2019		742-0102	1171cc	Grand Touring 1200 LE	2010-2013		742-0103
		E-TEC					4-TEC			
TRACKS & SUSPENSION	849cc	MX Z X 850 E-TEC	2017-2020		742-0102	1171cc	Grand Touring 1200 LE	2014-2018		742-0102
	849cc	MX Z X-RS 850 E-TEC	2018-2020		742-0102		4-TEC			
	849cc	Renegade 850 E-TEC	2017-2020		742-0102	1171cc	Grand Touring 1200 SE	2010-2013		742-0103
		Adrenaline					4-TEC			
STEERING	849cc	Renegade 850 E-TEC	2018		742-0102	1171cc	Grand Touring 1200 SE	2014-2018		742-0102
		Backcountry					4-TEC			
	849cc	Renegade 850 E-TEC	2018		742-0102	1171cc	GSX 1200 LE	2009-2013		742-0103
		Backcountry X				1171cc	GSX 1200 LE	2014-2015		742-0102
TRANS MISSION	849cc	Renegade 850 E-TEC	2019-2020		742-0102	1171cc	GSX 1200 SE	2010-2013		742-0103
		Enduro				1171cc	GSX 1200 SE	2014-2015		742-0102
	849cc	Renegade 850 E-TEC X	2017-2020		742-0102	1171cc	GTX 1200 LE	2009		742-0103
	849cc	Renegade 850 E-TEC X-RS	2018-2020		742-0102	1171cc	GTX 1200 SE	2009		742-0103
PLOW & WINCH	849cc	Summit 850 SP E-TEC	2017-2020		742-0102	1171cc	MX Z 1200 Adrenaline	2010		742-0103
	849cc	Summit 850 SP SHOT	2018-2019		742-0102	1171cc	MX Z 1200 Blizzard 4-TEC	2016-2018		742-0102
		E-TEC				1171cc	MX Z 1200 Renegade	2009		742-0103
							4-TEC			
WIND SHIELDS	849cc	Summit 850 X E-TEC	2017-2020		742-0102	1171cc	MX Z 1200 Renegade	2009		742-0103
	899cc	Expedition 900 ACE LE	2015-2020		742-0102		X 4-TEC			
	899cc	Expedition 900 ACE LE	2020		742-0102	1171cc	MX Z 1200 TNT 4-TEC	2009-2013		742-0103
		Turbo				1171cc	MX Z 1200 TNT 4-TEC	2014-2018		742-0102
BRAKES & CARB.	899cc	Expedition 900 ACE SE	2015-2020		742-0102	1171cc	MX Z X 1200 4-TEC	2009-2013		742-0103
	899cc	Expedition 900 ACE SE	2020		742-0102	1171cc	MX Z X 1200 4-TEC	2014-2018		742-0102
		Turbo				1171cc	Renegade 1200	2010-2013		742-0103
	899cc	Expedition 900 ACE Sport	2014-2020		742-0102		Adrenaline 4-TEC			
	899cc	Expedition 900 ACE SWT	2019-2020		742-0102	1171cc	Renegade 1200	2014-2018		742-0102
ENGINE PARTS	899cc	Grand Touring 900 ACE	2016-2020		742-0102		Adrenaline 4-TEC			
	899cc	Grand Touring 900 ACE LE	2014-2015		742-0102	1171cc	Renegade 1200 Enduro	2016-2018		742-0102
	899cc	Grand Touring 900 ACE SE	2017-2018		742-0102		4-TEC			
	899cc	Grand Touring 900 ACE	2019		742-0102	1171cc	Renegade 1200 X	2010-2013		742-0103
		Sport				1171cc	Renegade 1200 X	2014-2018		742-0102
ELECTRICAL	899cc	Grand Touring 900 ACE	2019-2020		742-0102	1300cc	Expedition V-1300	2008		74-00466
		Turbo				1500cc	Elite 1500	2004		742-0102
	899cc	MX Z 900 ACE	2014-2015		742-0102	Yamaha™				
	899cc	MX Z 900 ACE Blizzard	2016-2018		742-0102	125cc	SnoSport SV125E	1990-1991		74-00409
TRAILER	899cc	MX Z 900 ACE TNT	2014-2018		742-0102	485cc	Phazer Deluxe PZ500DX	2001		743-0203
	899cc	Renegade 900 ACE	2019-2020		742-0102	485cc	Phazer Mountain Lite	2000-2001		743-0203
	899cc	Renegade 900 ACE	2014-2019		742-0102		PZ500ML			
		Adrenaline				485cc	Phazer PZ500	1999-2001		743-0203
CHEMICALS	899cc	Renegade 900 ACE	2019-2020		742-0102	494cc	SX500	2000-2001		743-0203
		Adrenaline Turbo				494cc	Venture 500 VT500	1997-2001		743-0203
	899cc	Renegade 900 ACE	2016-2019		742-0102	494cc	Venture 600 VT600	1997		743-0203
		Enduro				494cc	Venture XL VT500XL	1999-2000		743-0203
TECH & TOOLS	899cc	Renegade 900 ACE	2019-2020		742-0102	494cc	VMax 500 Deluxe	1999-2001		743-0203
		Enduro Turbo					VX500DX			
	899cc	Renegade 900 ACE X	2019-2020		742-0102	494cc	VMax 500 SX	1999		743-0203
		Turbo					VX500SXB			
P.O.P	899cc	Renegade 900 ACE	2019-2020		742-0102	494cc	VMax 500 VX500	1999-2000		743-0203
		X-RS Turbo				494cc	VMax 500 XT VX500XT	1997-1998		743-0203
	899cc	Skandic Super Wide	2015-2020		742-0102	494cc	VMax 500 XTC Deluxe	1998		743-0203
		Track 900 ACE					VX500XTCD			
	899cc	Skandic Wide Track	2015-2020		742-0102	494cc	VMax 500 XTC VX500XTC	1997-1998		743-0203
		900 ACE				494cc	VMax 500 XTR VX500XTR	1998		743-0203
						499cc	Phazer FX PZ50	2007-2008		743-0203

SOLENOIDS



SNOWMOBILE

See Page 982 for Images, Code and Keyword

CC	Model	Year	Notes	Part No.
Yamaha™				
499cc	Phazer GT PZ50GT	2007-2010		743-0203
499cc	Phazer Mountain Lite PZ50MT	2007		743-0203
499cc	Phazer MTX PZ50MT	2008-2010		743-0203
499cc	Phazer PZ50	2007-2008		743-0203
499cc	Phazer RTX PZ50RT	2008-2010		743-0203
499cc	Venture Lite PZ50	2007-2010		743-0203
593cc	SX600	2000-2001		743-0203
593cc	SX600	2002-2003		74-00424
593cc	Venture 600 VT600	1998-2000		743-0203
593cc	Venture 600 VT600	2001	8DM4 Models	74-00424
593cc	Venture 600 VT600	2001	8EB3 Models	743-0203
593cc	Venture 600 VT600	2002-2003		74-00424
593cc	Venture 600 VT60	2004-2006		74-00424
593cc	VMax 600 Deluxe VX600DX	2000		743-0203
593cc	VMax 600 Deluxe VX600DX	2001	8DY3 Models	74-00424
593cc	VMax 600 Deluxe VX600DX	2001	8DG3 Models	743-0203
593cc	VMax 600 Deluxe VX600ER	1999		743-0203
593cc	VMax 600 ER VX600ER	2002-2003		74-00424
593cc	VMax 600 SX VX600SX	1997-1999		743-0203
593cc	VMax 600 SXS VX600SXS	1998		743-0203
593cc	VMax 600 VX600	1999		743-0203
593cc	VMax 600 XT VX600XT	1997-1998		743-0203
593cc	VMax 600 XTC Deluxe VX600XTCD	1998		743-0203
593cc	VMax 600 XTC VX600XTC	1997-1998		743-0203
593cc	VMax 600 XTR VX600XTR	1998		743-0203
600cc	Mountain Max 600 MM600	2001	8ED2 Models	74-00424
600cc	Mountain Max 600 MM600	2001	8EJ2 Models	743-0203
600cc	Mountain Max 600 MM600	2002		74-00424
600cc	Mountain Max 600 MM600	1997-1999		743-0203
696cc	SX Venom ER SXV60ER	2004-2006		74-00424
696cc	SX Venom SXV60	2004-2006		74-00424
696cc	SX Viper ER SXV70ER	2003-2004		74-00424
696cc	SX Viper Mountain SXV70M	2003-2006		74-00424
696cc	SX Viper S SXV70	2004		74-00424
696cc	SX Viper SXV70	2003		74-00424
698cc	Mountain Max 700 MM700	1999-2000		743-0203
698cc	Mountain Max 700 MM700	2001	8ED2 Models	74-00424
698cc	Mountain Max 700 MM700	2001	8EJ2 Models	743-0203
698cc	Mountain Max 700 MM700	2002-2003		74-00424
698cc	SX700	2000		743-0203
698cc	SX700	2001		74-00424
698cc	Venture 700 VT70	2004		74-00424
698cc	Venture 700 VT700	1998-2000		743-0203
698cc	Venture 700 VT700	2001	8DM4 Models	74-00424
698cc	Venture 700 VT700	2001	8EB3 Models	743-0203
698cc	Venture 700 VT700	2002-2003		74-00424
698cc	VMax 700 Deluxe VX700DX	2000		743-0203

CC	Model	Year	Notes	Part No.
Yamaha™				
698cc	VMax 700 Deluxe VX700DX	2001	8DG3 Models	743-0203
698cc	VMax 700 Deluxe VX700DX	2001	8DY3 Models	74-00424
698cc	VMax 700 Deluxe VX700ER	1999		743-0203
698cc	VMax 700 ER VX700ER	2002		74-00424
698cc	VMax 700 SX VX700SX	1997-1999		743-0203
698cc	VMax 700 SXS VX700SXS	1998		743-0203
698cc	VMax 700 VX700	1999-2000		743-0203
698cc	VMax 700 XT VX700XT	1998		743-0203
698cc	VMax 700 XTC Deluxe VX700XTCD	1998		743-0203
698cc	VMax 700 XTC VX700XTC	1998		743-0203
698cc	VMax 700 XTP VX700XTCP	1998		743-0203
80cc	SnoScoot SV80E	1988-1990		74-00409
973cc	Nytro ER RS90NR	2006-2007		743-0204
973cc	Nytro RS90N	2006-2007		743-0204
973cc	RS Rage GT RSG90GT	2007		743-0204
973cc	RS Rage RSG90	2005-2007		743-0204
973cc	RS Vector ER RS90R	2005-2007		743-0204
973cc	RS Vector GT RS90GT	2006-2009		743-0204
973cc	RS Vector LT GT RS90LTGT	2009		743-0204
973cc	RS Vector LTX RS90LTX	2008-2009		743-0204
973cc	RS Vector Mountain RS90M	2005-2007		743-0204
973cc	RS Vector Mountain SE RS90MS	2006-2007		743-0204
973cc	RS Vector RS90	2005-2008		743-0204
973cc	RS Venture GT RS90GT	2007-2008		743-0204
973cc	RS Venture RST90	2005-2018		743-0204
973cc	RS Viking Professional VK10	2006-2012		743-0204
998cc	RX Warrior LE RXW10S	2004-2005		743-0204
998cc	RX Warrior RXW10	2004-2005		743-0204
998cc	RX-1 ER LE RX10RS	2003-2005		743-0204
998cc	RX-1 ER RX10R	2003-2005		743-0204
998cc	RX-1 Mountain LE RX10MS	2003-2005		743-0204
998cc	RX-1 Mountain RX10M	2003-2005		743-0204
998cc	RX-1 RX10	2003-2005		743-0204
1049cc	FX Nytro FX10	2008-2010		743-0203
1049cc	FX Nytro MTX FX10M	2008-2010		743-0203
1049cc	FX Nytro MTX SE FX10MS	2010		743-0203
1049cc	FX Nytro RTX FX10RTR	2008-2010		743-0203
1049cc	FX Nytro RTX SE FX10RTRS	2010		743-0203
1049cc	FX Nytro XTX FX10XT	2009-2010		743-0203
1049cc	SR Viper L-TX DX	2015		741-0204
1049cc	SR Viper L-TX LE	2015		741-0204
1049cc	SR Viper L-TX SE	2015		741-0204
1049cc	SR Viper M-TX	2015		741-0204
1049cc	SR Viper M-TX LE	2015		741-0204
1049cc	SR Viper M-TX SE	2015		741-0204
1049cc	SR Viper R-TX DX	2015		741-0204
1049cc	SR Viper R-TX LE	2015		741-0204
1049cc	SR Viper R-TX SE	2015		741-0204
1049cc	SR Viper S-TX DX	2015		741-0204
1049cc	SR Viper X-TX LE	2015		741-0204
1049cc	SR Viper X-TX SE	2015		741-0204

TERMS & INDEX
NEW
HELMETS
HELMET ACCESSORIES
APPAREL
ACCESSORIES
TRACKS & SUSPENSION
STEERING
TRANS MISSION
PLOW & WINCH
WIND SHIELDS
BRAKES & CARB.
ENGINE PARTS
ELECTRICAL
TRAILER
CHEMICALS
TECH & TOOLS
P.O.P

SOLENOIDS

See Pages 993-1001 for Applications



TERMS & INDEX
NEW
HELMETS
HELMET ACCESSORIES
APPAREL
ACCESSORIES
TRACKS & SUSPENSION
STEERING
TRANS MISSION
PLOW & WINCH
WIND SHIELDS
BRAKES & CARB.
ENGINE PARTS
ELECTRICAL
TRAILER
CHEMICALS
TECH & TOOLS
P.O.P



Part No. Code Keyword
74-00403 B 16B



Part No. Code Keyword
74-00453 B 16B



Part No. Code Keyword
741-0200 B 16B



Part No. Code Keyword
741-0201 B 16



Part No. Code Keyword
741-0202 B 16



Part No. Code Keyword
742-0100 B 16



Part No. Code Keyword
742-0101 B 16



Part No. Code Keyword
743-0200 B 16



Part No. Code Keyword
743-0202 B 16



Part No. Code Keyword
743-0201 B 16



Part No. Code Keyword
744-0210 B 16



Part No. Code Keyword
744-0211 B 16B

SOLENOIDS

See Page 992 for Images, Code and Keyword



TERMS & INDEX

Model	Year	OEM	Solenoid
Arctic Cat™			
BEARCAT 2000 LT/XT	2015-20	0645-673	741-0202
BEARCAT 3000	2017	0445-058, 8JP-H1940-00-00	741-0200
BEARCAT 570	2004-08	0645-196	741-0201
BEARCAT 570	2009-13	0445-058, 8JP-H1940-00-00	741-0200
BEARCAT 570	2014	0645-673	741-0202
BEARCAT 570 LTD	2011	0445-058, 8JP-H1940-00-00	741-0200
BEARCAT 570 XT	2009-13	0445-058, 8JP-H1940-00-00	741-0200
BEARCAT 570 XT	2014	0645-673	741-0202
BEARCAT 570 XT LTD	2011	0445-058, 8JP-H1940-00-00	741-0200
BEARCAT 7000	2017	0445-058, 8JP-H1940-00-00	741-0200
BEARCAT WIDETRACK	1997-02	0645-196	741-0201
BEARCAT Z1 XT	2009-11	0445-058, 8JP-H1940-00-00	741-0200
COUGAR	1997-98	0645-196	741-0201
COUGAR DELUXE 550	1998	0645-196	741-0201
COUGAR MOUNTAIN CAT	1997-98	0645-196	741-0201
EXT 580 EFI /DELUXE	1996-98	0645-196	741-0201
EXT 600	1997-98	0645-196	741-0201
F 800	2013	0645-673	741-0202
F1000	2008	0445-058, 8JP-H1940-00-00	741-0200
F1000 EFI LXR	2007-08	0445-058, 8JP-H1940-00-00	741-0200
F5	2013	0445-058, 8JP-H1940-00-00	741-0200
F5	2014	0645-673	741-0202
F5 EFI LXR	2007-09	0445-058, 8JP-H1940-00-00	741-0200
F5 LXR	2008-13	0445-058, 8JP-H1940-00-00	741-0200
F570	2008-13	0445-058, 8JP-H1940-00-00	741-0200
F570	2014	0645-673	741-0202
F6 LXR	2008	0445-058, 8JP-H1940-00-00	741-0200
F8 LXR	2008-11	0445-058, 8JP-H1940-00-00	741-0200
JAG 340 /DELUXE	1998-99	0645-196	741-0201
JAG 440 /DELUXE	1998-99	0645-196	741-0201
JAGUAR Z1 1100 EFI	2008	0445-058, 8JP-H1940-00-00	741-0200
KING CAT	2004	0645-196	741-0201
LYNX 2000 /LT	2015-20	0645-673	741-0202
M 6000 (ALL ES)	2015-20	0645-673	741-0202
M 7000 (ALL)	2015-16	0445-058, 8JP-H1940-00-00	741-0200
M 800	2013	0645-673	741-0202
M 8000 (*)	2014-19/21	0645-673	741-0202
MOUNTAIN CAT 1000	2001-02	0645-196	741-0201
MOUNTAIN CAT 500	2002	0645-196	741-0201
MOUNTAIN CAT 570	2002-04	0645-196	741-0201
MOUNTAIN CAT 600	2001-03	0645-196	741-0201
MOUNTAIN CAT 600 EFI	2001-04	0645-196	741-0201
MOUNTAIN CAT 600 EFI LE	2001-02	0645-196	741-0201
MOUNTAIN CAT 800	2001-04	0645-196	741-0201
MOUNTAIN CAT 800 EFI	2002-04	0645-196	741-0201
MOUNTAIN CAT 800 EFI LE	2002	0645-196	741-0201
MOUNTAIN CAT 800 LE	2001-02	0645-196	741-0201
MOUNTAIN CAT 900	2003-05	0645-196	741-0201
MOUNTAIN CAT 900 EFI	2005-06	0645-196	741-0201
NORSEMAN 6000 /X ES	2018-19	0645-673	741-0202
NORSEMAN 8000 X ES	2019	0645-673	741-0202
PANTERA	1995-97	0645-196	741-0201
PANTERA 1000	2000-01	0645-196	741-0201
PANTERA 3000	2017	0445-058, 8JP-H1940-00-00	741-0200
PANTERA 550	2002-05	0645-196	741-0201
PANTERA 580	1995-01	0645-196	741-0201
PANTERA 580 EFI	1999-01	0645-196	741-0201
PANTERA 600 EFI	2002-05	0645-196	741-0201
PANTERA 6000 ES	2018-19	0645-673	741-0202
PANTERA 7000	2015-16	0445-058, 8JP-H1940-00-00	741-0200
PANTERA 7000 LTD	2015-17	0445-058, 8JP-H1940-00-00	741-0200
PANTERA 7000 LTD XT	2016-17	0445-058, 8JP-H1940-00-00	741-0200
PANTERA 800	1998-99	0645-196	741-0201
PANTERA 800 EFI	2002-04	0645-196	741-0201
PANTHER 340	1998-99	0645-196	741-0201
PANTHER 370	2004-08	0645-196	741-0201
PANTHER 440	1997-01	0645-196	741-0201
PANTHER 550	1997-01	0645-196	741-0201
PANTHER 570	2002-07	0645-196	741-0201
POWDER EXTREME	1997-98	0645-196	741-0201
PUMA	1997	0645-196	741-0201
PUMA 2-UP	1997	0645-196	741-0201
RIOT 6000	2020-21	0645-673	741-0202
SABRECAT 500	2005	0445-058, 8JP-H1940-00-00	741-0200

Model	Year	OEM	Solenoid
Arctic Cat™			
SABRECAT 500 EFI	2006	0445-058, 8JP-H1940-00-00	741-0200
SABRECAT 500 EFI LX	2006	0445-058, 8JP-H1940-00-00	741-0200
SABRECAT 500 LX	2005	0445-058, 8JP-H1940-00-00	741-0200
T500	2008-09	0445-058, 8JP-H1940-00-00	741-0200
T570	2008-13	0445-058, 8JP-H1940-00-00	741-0200
T570	2014	0645-673	741-0202
THUNDERCAT	1997-02	0645-196	741-0201
THUNDERCAT MC	1998-00	0645-196	741-0201
TRIPLE TOURING	1999-01	0645-196	741-0201
TZ1 TURBO	2009-11	0445-058, 8JP-H1940-00-00	741-0200
TZ1 LXR LTD	2011	0445-058, 8JP-H1940-00-00	741-0200
TZ1 PARK	2009	0445-058, 8JP-H1940-00-00	741-0200
TZ1 TOURING	2008-11	0445-058, 8JP-H1940-00-00	741-0200
TZ1 TOURING LXR	2008-10	0445-058, 8JP-H1940-00-00	741-0200
TZ1 TURBO LXR	2009-10	0445-058, 8JP-H1940-00-00	741-0200
TZ1 TURBO LXR LE	2009-10	0445-058, 8JP-H1940-00-00	741-0200
TZ1 TURBO LXR LTD	2011	0445-058, 8JP-H1940-00-00	741-0200
XF 6000 (ALL ES)	2015-19	0645-673	741-0202
XF 7000 (ALL)	2014-17	0445-058, 8JP-H1940-00-00	741-0200
XF 800	2013	0645-673	741-0202
XF 8000 (ALL ES)	2014-19	0645-673	741-0202
XF8000 HIGH COUNTRY LTD ES	2017-18	0645-673	741-0202
Z1 LXR	2011	0445-058, 8JP-H1940-00-00	741-0200
Z1 TURBO	2009-10	0445-058, 8JP-H1940-00-00	741-0200
Z1 TURBO EXT	2010-11	0445-058, 8JP-H1940-00-00	741-0200
Z1 TURBO LXR	2011	0445-058, 8JP-H1940-00-00	741-0200
Z1 TURBO LXR LTD	2011	0445-058, 8JP-H1940-00-00	741-0200
Z1 TURBO SNO PRO	2010-11	0445-058, 8JP-H1940-00-00	741-0200
Z 370	1999-06	0645-196	741-0201
Z 370 ES	2000-02	0645-196	741-0201
Z 370 ESR	2003	0645-196	741-0201
Z 370 LX	2004-07	0645-196	741-0201
Z 440	1998-06	0645-196	741-0201
Z 440 ES	2000-02	0645-196	741-0201
Z 440 ESR	2003	0645-196	741-0201
Z 440 LX	2004-06	0645-196	741-0201
Z 570	2002-06	0645-196	741-0201
Z 570 ESR	2002-03	0645-196	741-0201
Z 570 LX	2004-07	0645-196	741-0201
Z 570 SS	2002	0645-196	741-0201
ZL 500	2001-02	0645-196	741-0201
ZL 500 EFI ESR	2001	0645-196	741-0201
ZL 550	2000-03	0645-196	741-0201
ZL 550 ESR	2000-03	0645-196	741-0201
ZL 600	2001-03	0645-196	741-0201
ZL 800	2001-03	0645-196	741-0201
ZL 800 EFI ESR	2002-03	0645-196	741-0201
ZL 800 EFI SS	2002-03	0645-196	741-0201
ZL 800 ESR	2001	0645-196	741-0201
ZR 500	2001-02	0645-196	741-0201
ZR 600	2001-02	0645-196	741-0201
ZR 600 EFI	2001-02	0645-196	741-0201
ZR 600 EFI CC	2002	0645-196	741-0201
ZR 600 EFI LE	2001	0645-196	741-0201
ZR 6000 (ALL ES)	2015-21	0645-673	741-0202
ZR 7000 (ALL)	2014-17	0445-058, 8JP-H1940-00-00	741-0200
ZR 800	2001-03	0645-196	741-0201
ZR 800 CC	2002	0645-196	741-0201
ZR 800 EFI	2002-03	0645-196	741-0201
ZR 800 EFI CC	2002	0645-196	741-0201
ZR 8000 (ALL ES)	2014-19	0645-673	741-0202
ZR 900	2003-06	0645-196	741-0201
ZRT 600	1997-02	0645-196	741-0201
ZRT 800	1997-01	0645-196	741-0201
Polaris™			
340 CLASSIC	2004-06	3085521, 3087196, 4010930, 4011335	74-00403
340 EDGE	2003	3085521, 3087196, 4010930, 4011335	74-00403
340 EDGE CLASSIC	2003	3085521, 3087196, 4010930, 4011335	74-00403
340 EDGE LX	2007	3085521, 3087196, 4010930, 4011335	74-00403

NEW

HELMETS

HELMET ACCESSORIES

APPAREL

ACCESSORIES

TRACKS & SUSPENSION

STEERING

TRANS MISSION

PLOW & WINCH

WIND SHIELDS

BRAKES & CARB.

ENGINE PARTS

ELECTRICAL

CHEMICALS

TECH & TOOLS

P.O.P

SOLENOIDS

See Page 992 for Images, Code and Keyword



TERMS & INDEX

NEW

HELMETS

HELMET ACCESSORIES

APPAREL

ACCESSORIES

TRACKS & SUSPENSION

STEERING

TRANS MISSION

PLOW & WINCH

WIND SHIELDS

BRAKES & CARB.

ENGINE PARTS

ELECTRICAL

TRAILER

CHEMICALS

TECH & TOOLS

P.O.P

Model	Year	OEM	Solenoid
Polaris™			
340 EDGE TOURING	2005-07	3085521, 3087196, 4010930, 4011335	74-00403
340 INDY	1999-04	3085521, 3087196, 4010930, 4011335	74-00403
340 INDY DELUXE	1999	3085521, 3087196, 4010930, 4011335	74-00403
340 TOURING	2004	3085521, 3087196, 4010930, 4011335	74-00403
500 CLASSIC	1997-06	3085521, 3087196, 4010930, 4011335	74-00403
500 CLASSIC TOURING	1997-03	3085521, 3087196, 4010930, 4011335	74-00403
500 EDGE	2004	3085521, 3087196, 4010930, 4011335	74-00403
500 XC	2002	3085521, 3087196, 4010930, 4011335	74-00403
500 XC EDGE	2003	3085521, 3087196, 4010930, 4011335	74-00403
500 XC SPECIAL	2002-06	3085521, 3087196, 4010930, 4011335	74-00403
500 TRAIL	1987-97	3085521, 3087196, 4010930, 4011335	74-00403
500 TRAIL DELUXE	1988-95	3085521, 3087196, 4010930, 4011335	74-00403
500 TRAIL TOURING	1996-99	3085521, 3087196, 4010930, 4011335	74-00403
500 WIDETRAX LX	1996-15	3085521, 3087196, 4010930, 4011335	74-00403
550 ADVENTURE	2019	2410437, 3086236, 4010971, 4011334, 4012358	744-0210
550 CLASSIC	2002-06	3085521, 3087196, 4010930, 4011335	74-00403
550 INDY ADVENTURE	2014-15	2410437, 3086236, 4010971, 4011334, 4012358	744-0210
550 INDY (ALL ES)	2014-21	2410437, 3086236, 4010971, 4011334, 4012358	744-0210
550 INDY LXT	2014-15	2410437, 3086236, 4010971, 4011334, 4012358	744-0210
550 INDY VOYAGER	2014-15	2410437, 3086236, 4010971, 4011334, 4012358	744-0210
550 IQ (ALL)	2010-13	2410437, 3086236, 4010971, 4011334, 4012358	744-0210
550 LX	2007-08	3085521, 3087196, 4010930, 4011335	74-00403
550 LXT ES	2020	2410437, 3086236, 4010971, 4011334, 4012358	744-0210
550 RMK EVO ES /INTL	2020-21	2410437, 3086236, 4010971, 4011334, 4012358	744-0210
550 SPORT TOURING ES	2001-02	3085521, 3087196, 4010930, 4011335	74-00403
550 SUPERSPORT	2003-06	3085521, 3087196, 4010930, 4011335	74-00403
550 TRAIL RMK	2004-06	3085521, 3087196, 4010930, 4011335	74-00403
550 TRAIL RMK	2009-10	3085521, 3087196, 4010930, 4011335	74-00403
550 TRAIL TOURING	2000	3085521, 3087196, 4010930, 4011335	74-00403
550 TRAIL TOURING	2002-10	3085521, 3087196, 4010930, 4011335	74-00403
550 VOYAGEUR	2017-21	2410437, 3086236, 4010971, 4011334, 4012358	744-0210
550 WIDETRAX LX ES	2016-19	4014655	744-0211
600 AXYS INDY ADVENTURE	2021	4014655	744-0211
600 AXYS INDY XC	2021	4014655	744-0211
600 AXYS PRO RMK	2016-21	4014655	744-0211
600 CLASSIC	2001-06	3085521, 3087196, 4010930, 4011335	74-00403
600 CLASSIC TOURING	2001-04	3085521, 3087196, 4010930, 4011335	74-00403
600 DRAGON SP	2009	2410437, 3086236, 4010971, 4011334, 4012358	744-0210

Model	Year	OEM	Solenoid
Polaris™			
600 DRAGON SWITCHBACK	2010	2410437, 3086236, 4010971, 4011334, 4012358	744-0210
600 EDGE TOURING	2005-06	3085521, 3087196, 4010930, 4011335	74-00403
600 INDY	2013-15	2410437, 3086236, 4010971, 4011334, 4012358	744-0210
600 INDY ES /SP	2018-20	2410437, 3086236, 4010971, 4011334, 4012358	744-0210
600 INDY SP	2019-21	4014655	744-0211
600 INDY VOYAGER	2015	2410437, 3086236, 4010971, 4011334, 4012358	744-0210
600 INDY XC	2019-20	4014655	744-0211
600 INDY XCR	2021	4014655	744-0211
600 IQ	2009	2410437, 3086236, 4010971, 4011334, 4012358	744-0210
600 IQ DRAGON	2008-09	2410437, 3086236, 4010971, 4011334, 4012358	744-0210
600 IQ LXT/SHIFT/TOURING	2009-13	2410437, 3086236, 4010971, 4011334, 4012358	744-0210
600 RMK	2004-05	3085521, 3087196, 4010930, 4011335	74-00403
600 RMK	2019-21	4014655	744-0211
600 RMK (ALL)	2010-16	2410437, 3086236, 4010971, 4011334, 4012358	744-0210
600 RUSH PRO-S/XCR	2019-20	4014655	744-0211
600 RUSH PRO-X	2015	2410437, 3086236, 4010971, 4011334, 4012358	744-0210
600 SHIFT	2011	2410437, 3086236, 4010971, 4011334, 4012358	744-0210
600 SWITCHBACK	2004-05	3085521, 3087196, 4010930, 4011335	74-00403
600 SWITCHBACK	2007	2410437, 3086236, 4010971, 4011334, 4012358	744-0210
600 SWITCHBACK (ALL)	2009-16	2410437, 3086236, 4010971, 4011334, 4012358	744-0210
600 SWITCHBACK ADVENTURE	2012	2410437, 3086236, 4010971, 4011334, 4012358	744-0210
600 SWITCHBACK ADVENTURE	2013-14	2410437, 3086236, 4010971, 4011334, 4012358	744-0210
600 SWITCHBACK ADVENTURE	2015	2410437, 3086236, 4010971, 4011334, 4012358	744-0210
600 SWITCHBACK ADVENTURE	2019	4014655	744-0211
600 SWITCHBACK ASSAULT	2014-15	2410437, 3086236, 4010971, 4011334, 4012358	744-0210
600 SWITCHBACK ASSAULT	2019-20	4014655	744-0211
600 SWITCHBACK ES	2012-14	2410437, 3086236, 4010971, 4011334, 4012358	744-0210
600 SWITCHBACK PRO-R	2012-15	2410437, 3086236, 4010971, 4011334, 4012358	744-0210
600 SWITCHBACK PRO-S/XCR	2019-21	4014655	744-0211
600 SWITCHBACK SP	2019	4014655	744-0211
600 SWITCHBACK XCR	2019-21	4014655	744-0211
600 TOURING	2000	3085521, 3087196, 4010930, 4011335	74-00403
600 VOYAGEUR	2014	2410437, 3086236, 4010971, 4011334, 4012358	744-0210
600 VOYAGEUR	2019-21	4014655	744-0211
600 WIDETRAX /IQ	2010-17	2410437, 3086236, 4010971, 4011334, 4012358	744-0210
600 XC DELUXE	2000	3085521, 3087196, 4010930, 4011335	74-00403
600 XC EDGE	2003	3085521, 3087196, 4010930, 4011335	74-00403
600 XC SPECIAL	2002-05	3085521, 3087196, 4010930, 4011335	74-00403
600 XC SP F/O	2002-03	3085521, 3087196, 4010930, 4011335	74-00403
XLT CLASSIC	1998-99	3085521, 3087196, 4010930, 4011335	74-00403
XLT TOURING	1995-99	3085521, 3087196, 4010930, 4011335	74-00403

SOLENOIDS

See Page 992 for Images, Code and Keyword



TERMS & INDEX

Model	Year	OEM	Solenoid
Polaris™			
650	1998-99	3085521, 3087196, 4010930, 4011335	74-00403
650 SKS	1988-99	3085521, 3087196, 4010930, 4011335	74-00403
RXL	1994-95	3085521, 3087196, 4010930, 4011335	74-00403
RXL TOURING	1994-95	3085521, 3087196, 4010930, 4011335	74-00403
650 MATRYX INDY VR1	2021	4014655	744-0211
650 MATRYX INDY XC	2021	4014655	744-0211
650 MATRYX SWITCHBACK ASSAULT	2021	4014655	744-0211
700 CLASSIC	2001-05	3085521, 3087196, 4010930, 4011335	74-00403
700 CLASSIC	2006	2410437, 3086236, 4010971, 4011334, 4012358	744-0210
700 CLASSIC TOURING	2003-04	3085521, 3087196, 4010930, 4011335	74-00403
700 DRAGON IQ	2008	2410437, 3086236, 4010971, 4011334, 4012358	744-0210
700 EDGE RMK	2003	3085521, 3087196, 4010930, 4011335	74-00403
700 FUSION	2006	2410437, 3086236, 4010971, 4011334, 4012358	744-0210
700 IQ	2008	2410437, 3086236, 4010971, 4011334, 4012358	744-0210
700 RMK	2003-05	3085521, 3087196, 4010930, 4011335	74-00403
700 RMK	2006-09	2410437, 3086236, 4010971, 4011334, 4012358	744-0210
700 SKS	2003	3085521, 3087196, 4010930, 4011335	74-00403
700 SWITCHBACK	2004	3085521, 3087196, 4010930, 4011335	74-00403
700 TOURING HO	2006	2410437, 3086236, 4010971, 4011334, 4012358	744-0210
700 XC EDGE	2003-04	3085521, 3087196, 4010930, 4011335	74-00403
700 XC SPECIAL	2002-05	3085521, 3087196, 4010930, 4011335	74-00403
700 ULTRA TOURING	1997-98	3085521, 3087196, 4010930, 4011335	74-00403
FS CLASSIC	2006	2410437, 3086236, 4010971, 4011334, 4012358	744-0210
FS IQ TOURING	2007-09	2410437, 3086236, 4010971, 4011334, 4012358	744-0210
FS IQ WIDETRAK	2010-13	2410437, 3086236, 4010971, 4011334, 4012358	744-0210
FS TOURING	2006	2410437, 3086236, 4010971, 4011334, 4012358	744-0210
FST CLASSIC	2006	2410437, 3086236, 4010971, 4011334, 4012358	744-0210
FST IQ CRUISER	2007-08	2410437, 3086236, 4010971, 4011334, 4012358	744-0210
FST IQ LX	2007	2410437, 3086236, 4010971, 4011334, 4012358	744-0210
FST IQ SWITCHBACK	2007	2410437, 3086236, 4010971, 4011334, 4012358	744-0210
FST IQ TOURING	2007-10	2410437, 3086236, 4010971, 4011334, 4012358	744-0210
FST SWITCHBACK	2006	2410437, 3086236, 4010971, 4011334, 4012358	744-0210
FST TOURING	2006	2410437, 3086236, 4010971, 4011334, 4012358	744-0210
IQ CRUISER	2008	2410437, 3086236, 4010971, 4011334, 4012358	744-0210
IQ TURBO DRAGON	2008-10	2410437, 3086236, 4010971, 4011334, 4012358	744-0210
IQ TURBO LX	2008	2410437, 3086236, 4010971, 4011334, 4012358	744-0210
IQ TURBO LXT	2013-14	2410437, 3086236, 4010971, 4011334, 4012358	744-0210

Model	Year	OEM	Solenoid
Polaris™			
IQ WIDETRAK	2009	2410437, 3086236, 4010971, 4011334, 4012358	744-0210
TRAIL TOURING DLX	2009-10	2410437, 3086236, 4010971, 4011334, 4012358	744-0210
TUROB IQ	2011-12	2410437, 3086236, 4010971, 4011334, 4012358	744-0210
TURBO IQ LX	2011-12	2410437, 3086236, 4010971, 4011334, 4012358	744-0210
TURBO IQ LXT	2011-12	2410437, 3086236, 4010971, 4011334, 4012358	744-0210
TURBO LX	2010	2410437, 3086236, 4010971, 4011334, 4012358	744-0210
TURBO SWITCHBACK	2008-09	2410437, 3086236, 4010971, 4011334, 4012358	744-0210
800 AXYS PRO RMK	2016-20	4014655	744-0211
800 AXYS PRO RMK LE	2016-20	4014655	744-0211
800 AXYS RMK ASSAULT	2017-18	4014655	744-0211
800 AXYS SKS	2016-20	4014655	744-0211
800 CLASSIC	2004	3085521, 3087196, 4010930, 4011335	74-00403
800 CLASSIC TOURING	2003-04	3085521, 3087196, 4010930, 4011335	74-00403
800 DRAGON (ALL)	2009-10	2410437, 3086236, 4010971, 4011334, 4012358	744-0210
800 EDGE TOURING	2005	3085521, 3087196, 4010930, 4011335	74-00403
800 INDY SP	2014-15	2410437, 3086236, 4010971, 4011334, 4012358	744-0210
800 INDY SP	2019	4014655	744-0211
800 INDY XC	2019	4014655	744-0211
800 INDY ES XC/SC	2019-20	4014655	744-0211
800 IQ	2009-2010	2410437, 3086236, 4010971, 4011334, 4012358	744-0210
800 PRO RMK (ALL)	2011-15	2410437, 3086236, 4010971, 4011334, 4012358	744-0210
800 RMK	2003-05	3085521, 3087196, 4010930, 4011335	74-00403
800 RMK (ALL)	2010-16	2410437, 3086236, 4010971, 4011334, 4012358	744-0210
800 RMK ASSAULT	2013-15	2410437, 3086236, 4010971, 4011334, 4012358	744-0210
800 RMK ASSAULT	2016-17	4014655	744-0211
800 RUSH ES	2011-13	2410437, 3086236, 4010971, 4011334, 4012358	744-0210
800 RUSH PRO-S/X/R	2011-16	2410437, 3086236, 4010971, 4011334, 4012358	744-0210
800 SKS	2003	3085521, 3087196, 4010930, 4011335	74-00403
800 SWITCHBACK	2004-05	3085521, 3087196, 4010930, 4011335	74-00403
800 SWITCHBACK	2009-12	2410437, 3086236, 4010971, 4011334, 4012358	744-0210
800 SWITCHBACK ADVENTURE	2014	2410437, 3086236, 4010971, 4011334, 4012358	744-0210
800 SWITCHBACK ADVENTURE	2019	4014655	744-0211
800 SWITCHBACK ASSAULT	2013-15	2410437, 3086236, 4010971, 4011334, 4012358	744-0210
800 SWITCHBACK ASSAULT	2019-20	4014655	744-0211
800 SWITCHBACK ES	2012-14	2410437, 3086236, 4010971, 4011334, 4012358	744-0210
800 SWITCHBACK PRO-R	2012-14	2410437, 3086236, 4010971, 4011334, 4012358	744-0210
800 SWITCHBACK PRO-S	2015	2410437, 3086236, 4010971, 4011334, 4012358	744-0210
800 SWITCHBACK PRO-S SC	2019-20	4014655	744-0211
800 SWITCHBACK XCR	2020	4014655	744-0211
800 TITAN SP/ADVENTURE	2018	4014655	744-0211
800 XC EDGE	2003-04	3085521, 3087196, 4010930, 4011335	74-00403
800 XC SPECIAL	2002-05	3085521, 3087196, 4010930, 4011335	74-00403

NEW

HELMETS

HELMET ACCESSORIES

APPAREL

ACCESSORIES

TRACKS & SUSPENSION

STEERING

TRANS MISSION

PLOW & WINCH

WIND SHIELDS

BRAKES & CARB.

ENGINE PARTS

ELECTRICAL

TRAILER

CHEMICALS

TECH & TOOLS

P.O.P

SOLENOIDS

See Page 992 for Images, Code and Keyword



TERMS & INDEX

NEW

HELMETS

HELMET ACCESSORIES

APPAREL

ACCESSORIES

TRACKS & SUSPENSION

STEERING

TRANS MISSION

PLOW & WINCH

WIND SHIELDS

BRAKES & CARB.

ENGINE PARTS

ELECTRICAL

TRAILER

CHEMICALS

TECH & TOOLS

P.O.P

Model	Year	OEM	Solenoid
Polaris™			
FRONTIER CLASSIC	2004	2410437, 3086236, 4010971, 4011334, 4012358	744-0210
FRONTIER TOURING	2004-05	2410437, 3086236, 4010971, 4011334, 4012358	744-0210
850 AXYS PRO RMK	2019-21	4014655	744-0211
850 AXYS SWITCHBACK ASSAULT	2021	4014655	744-0211
850 INDY XC	2019	4014655	744-0211
850 RUSH PRO-S	2019	4014655	744-0211
850 RUSH XCR	2019	4014655	744-0211
850 SWITCHBACK ASSAULT	2019	4014655	744-0211
850 SWITCHBACK PRO-S	2019	4014655	744-0211
850 SWITCHBACK XCR	2019	4014655	744-0211
900 FUSION	2006	2410437, 3086236, 4010971, 4011334, 4012358	744-0210
900 RMK	2006	2410437, 3086236, 4010971, 4011334, 4012358	744-0210
900 SWITCHBACK	2006	2410437, 3086236, 4010971, 4011334, 4012358	744-0210
FS IQ WIDETRAK	2012	3085521, 3087196, 4010930, 4011335	74-00403
LITE/LITE DELUXE	1997-98	3085521, 3087196, 4010930, 4011335	74-00403
RUSH PRO-S/X/R	2011-16	2410437, 3086236, 4010971, 4011334, 4012358	744-0210
SPORT	1999	3085521, 3087196, 4010930, 4011335	74-00403
SPORT TOURING	2001-02	3085521, 3087196, 4010930, 4011335	74-00403
SUPERSPORT	2003-06	3085521, 3087196, 4010930, 4011335	74-00403
TRAIL	1997	3085521, 3087196, 4010930, 4011335	74-00403
TRAIL RMK	1997	3085521, 3087196, 4010930, 4011335	74-00403
TRAIL RMK	2004-10	3085521, 3087196, 4010930, 4011335	74-00403
TRAIL TOURING	1997-10	3085521, 3087196, 4010930, 4011335	74-00403
TRAIL TOURING DLX	2009-10	3085521, 3087196, 4010930, 4011335	74-00403
TURBO IQ LX/LXT	2009-12	2410437, 3086236, 4010971, 4011334, 4012358	744-0210
ULTRA TOURING	1997-98	3085521, 3087196, 4010930, 4011335	74-00403
WIDETRAX LX	1997-15	3085521, 3087196, 4010930, 4011335	74-00403
XLT CLASSIC	1998-99	3085521, 3087196, 4010930, 4011335	74-00403
XLT TOURING	1997-99	3085521, 3087196, 4010930, 4011335	74-00403
Ski-Doo™			
850 AXYS SKS	2019-20	4014655	744-0211
850 INDY ADVENTURE	2020-21	4014655	744-0211
850 INDY XC	2019-21	4014655	744-0211
850 INDY XCR	2021	4014655	744-0211
850 MATRYX INDY VR1	2021	4014655	744-0211
850 MATRYX INDY XC	2021	4014655	744-0211
850 MATRYX SWITCHBACK ASSAULT	2021	4014655	744-0211
850 RMK KHAOS 155	2020-21	4014655	744-0211
850 RUSH PRO-S/XCR	2019-20	4014655	744-0211
850 SKS	2019-21	4014655	744-0211
850 SWITCHBACK ASSAULT	2019-20	4014655	744-0211
850 SWITCHBACK PRO-S/XCR	2019-21	4014655	744-0211
ELITE 1500	2004	278-0013-76, 278-0030-12, 278-0023-47, 278-0013-76, 278-0016-41, 278-0017-66, 278-0018-02	742-0101
EXPEDITION /SPORT 550 F	2005-08	515-1760-11, 710-0001-11, 710-0013-64	74-00453
EXPEDITION 4-TEC	2004	515-1760-11, 710-0001-11, 710-0013-64	74-00453

Model	Year	OEM	Solenoid
Ski-Doo™			
EXPEDITION 550F	2005-08	515-1760-11, 710-0001-11, 710-0013-64	74-00453
EXPEDITION 550F SPORT	2011-13	515-1765-01	742-0100
EXPEDITION 600 HO LE	2014-19	278-0013-76, 278-0030-12, 278-0023-47, 278-0013-76, 278-0016-41, 278-0017-66, 278-0018-02	742-0101
EXPEDITION 600 HO SDI	2005-06	515-1760-11, 710-0001-11, 710-0013-64	74-00453
EXPEDITION LE 1200 XU	2014-19	278-0013-76, 278-0030-12, 278-0023-47, 278-0013-76, 278-0016-41, 278-0017-66, 278-0018-02	742-0101
EXPEDITION LE 600HO ETEC	2011-13	515-1760-11, 710-0001-11, 710-0013-64	74-00453
EXPEDITION LE 600HO ETEC	2014-20	278-0013-76, 278-0030-12, 278-0023-47, 278-0013-76, 278-0016-41, 278-0017-66, 278-0018-02	742-0101
EXPEDITION LE 900 ACE	2014-20	278-0013-76, 278-0030-12, 278-0023-47, 278-0013-76, 278-0016-41, 278-0017-66, 278-0018-02	742-0101
EXPEDITION 900 ACE SPORT	2014-20	278-0013-76, 278-0030-12, 278-0023-47, 278-0013-76, 278-0016-41, 278-0017-66, 278-0018-02	742-0101
EXPEDITION 1200 LE	2014-19	278-0013-76, 278-0030-12, 278-0023-47, 278-0013-76, 278-0016-41, 278-0017-66, 278-0018-02	742-0101
EXPEDITION LE/SE 1200 4-TEC	2011-14	515-1760-11, 710-0001-11, 710-0013-64	74-00453
EXPEDITION LE/SE 600 ETEC	2011-13	515-1760-11, 710-0001-11, 710-0013-64	74-00453
EXPEDITION SPORT 550F	2011-13	515-1765-01	742-0100
REV-XP			
EXPEDITION SPORT V-800	2007-08	515-1760-11, 710-0001-11, 710-0013-64	74-00453
EXPEDITION TUV 600	2007-10	515-1760-11, 710-0001-11, 710-0013-64	74-00453
EXPEDITION TUV V-800	2007-09	515-1760-11, 710-0001-11, 710-0013-64	74-00453
EXPEDITION TUV/SE 1200 4-TEC	2010	515-1760-11, 710-0001-11, 710-0013-64	74-00453
EXPEDITION V-1000	2005-06	515-1760-11, 710-0001-11, 710-0013-64	74-00453
EXPEDITION V-1300	2007-08	515-1760-11, 710-0001-11, 710-0013-64	74-00453
EXPEDITION SPORT 550f/600/900 ACE	2013-20	278-0013-76, 278-0030-12, 278-0023-47, 278-0013-76, 278-0016-41, 278-0017-66, 278-0018-02	742-0101
FREERIDE 800R ETEC REV-XP	2012	515-1765-01	742-0100
FREERIDE 800RE	2013-17	278-0013-76, 278-0030-12, 278-0023-47, 278-0013-76, 278-0016-41, 278-0017-66, 278-0018-02	742-0101
FREERIDE 850 E-TEC	2018-20	278-0013-76, 278-0030-12, 278-0023-47, 278-0013-76, 278-0016-41, 278-0017-66, 278-0018-02	742-0101
FREESTYLE 300F	2006-08	515-1760-11, 710-0001-11, 710-0013-64	74-00453
FREESTYLE 550F (ALL)	2007-09	515-1760-11, 710-0001-11, 710-0013-64	74-00453
GRAND TOURING 1200 4-TEC	2018	278-0013-76, 278-0030-12, 278-0023-47, 278-0013-76, 278-0016-41, 278-0017-66, 278-0018-02	742-0101

SOLENOIDS

See Page 992 for Images, Code and Keyword



TERMS & INDEX

Model	Year	OEM	Solenoid
Ski-Doo™			
GRAND TOURING 600 ACE SPORT	2014-19	278-0013-76, 278-0030-12, 278-0023-47, 278-0013-76, 278-0016-41, 278-0017-66, 278-0018-02	742-0101
GRAND TOURING 500/600/700	2003	515-1760-11, 710-0001-11, 710-0013-64	74-00453
GRAND TOURING 600HO ETEC	2013-18	278-0013-76, 278-0030-12, 278-0023-47, 278-0013-76, 278-0016-41, 278-0017-66, 278-0018-02	742-0101
GRAND TOURING 600 HO LE	2010-12	515-1765-01	742-0100
GRAND TOURING 600R ETEC	2019-20	278-0013-76, 278-0030-12, 278-0023-47, 278-0013-76, 278-0016-41, 278-0017-66, 278-0018-02	742-0101
GRAND TOURING 600 SE	2003	515-1760-11, 710-0001-11, 710-0013-64	74-00453
GRAND TOURING 600 SPORT	2010-14	515-1765-01	742-0100
GRAND TOURING 700	1998-00	278-0013-76, 278-0030-12, 278-0023-47, 278-0013-76, 278-0016-41, 278-0017-66, 278-0018-02	742-0101
GRAND TOURING 700	2003	515-1760-11, 710-0001-11, 710-0013-64	74-00453
GRAND TOURING 700 SE	2003	515-1760-11, 710-0001-11, 710-0013-64	74-00453
GRAND TOURING 700 SE	1998-00	278-0013-76, 278-0030-12, 278-0023-47, 278-0013-76, 278-0016-41, 278-0017-66, 278-0018-02	742-0101
GRAND TOURING 800	1999-01	278-0013-76, 278-0030-12, 278-0023-47, 278-0013-76, 278-0016-41, 278-0017-66, 278-0018-02	742-0101
GRAND TOURING 800	2003	515-1760-11, 710-0001-11, 710-0013-64	74-00453
GRAND TOURING 800 SE	2000-01	278-0013-76, 278-0030-12, 278-0023-47, 278-0013-76, 278-0016-41, 278-0017-66, 278-0018-02	742-0101
GRAND TOURING 800 SE	2002	515-1760-11, 710-0001-11, 710-0013-64	74-00453
GRAND TOURING 900 ACE /TURBO	2019-20	278-0013-76, 278-0030-12, 278-0023-47, 278-0013-76, 278-0016-41, 278-0017-66, 278-0018-02	742-0101
GRAND TOURING LE/SE 1200	2010-13	515-1765-01	742-0100
GRAND TOURING SE 800	2003	515-1760-11, 710-0001-11, 710-0013-64	74-00453
GRAND TOURING SPORT 550F	2010-13	515-1765-01	742-0100
GRAND TOURING SPORT 550F	2014-16	278-0013-76, 278-0030-12, 278-0023-47, 278-0013-76, 278-0016-41, 278-0017-66, 278-0018-02	742-0101
GRAND TOURING SPORT 600	2010-14	515-1765-01	742-0100
GRAND TOURING SPORT 600 ACE	2014-20	278-0013-76, 278-0030-12, 278-0023-47, 278-0013-76, 278-0016-41, 278-0017-66, 278-0018-02	742-0101
GRAND TOURING V-1000	2003	515-1760-11, 710-0001-11, 710-0013-64	74-00453
GRAND TOURING 1200 LE	2010-13	515-1765-01	742-0100
GRAND TOURING 1200 SE	2010-12	515-1765-01	742-0100
GRAND TOURING LE 600HO ETEC XR	2010-12	515-1765-01	742-0100
GSX 380F	2005-06	515-1760-11, 710-0001-11, 710-0013-64	74-00453
GSX 500SS	2008-09	515-1765-01	742-0100
GSX 500SS/SPORT	2004-07	515-1760-11, 710-0001-11, 710-0013-64	74-00453

Model	Year	OEM	Solenoid
Ski-Doo™			
GSX 550F	2005-09	515-1760-11, 710-0001-11, 710-0013-64	74-00453
GSX 550F	2010	515-1765-01	742-0100
GSX 600 HO /SDI	2004-08	515-1760-11, 710-0001-11, 710-0013-64	74-00453
GSX 800	2004-07	515-1760-11, 710-0001-11, 710-0013-64	74-00453
GSX 800	2008	515-1765-01	742-0100
GSX 800R SE	2012	515-1765-01	742-0100
GSX 800R SE	2013-15	278-0013-76, 278-0030-12, 278-0023-47, 278-0013-76, 278-0016-41, 278-0017-66, 278-0018-02	742-0101
GSX LE 600 HO ETEC	2009-12	515-1765-01	742-0100
GSX LE/SE 1200	2009-13	515-1765-01	742-0100
GSX LE/SE 1200RE XR	2014-15	278-0013-76, 278-0030-12, 278-0023-47, 278-0013-76, 278-0016-41, 278-0017-66, 278-0018-02	742-0101
GSX LE/SE 600HOE	2013-15	278-0013-76, 278-0030-12, 278-0023-47, 278-0013-76, 278-0016-41, 278-0017-66, 278-0018-02	742-0101
GSX LE/SE 800RE XR	2013-15	278-0013-76, 278-0030-12, 278-0023-47, 278-0013-76, 278-0016-41, 278-0017-66, 278-0018-02	742-0101
GSX LTD 600HO SDI	2008	515-1765-01	742-0100
GSX /LTD 600 HO/SDI	2005-08	515-1760-11, 710-0001-11, 710-0013-64	74-00453
GSX LTD 800	2004-07	515-1760-11, 710-0001-11, 710-0013-64	74-00453
GSX LTD 800R	2008	515-1765-01	742-0100
GSX LTD TOURING 600HO SDI	2008	515-1765-01	742-0100
GSX SE 600 HO ETEC	2012	515-1765-01	742-0100
GSX SE 800 HO ETEC	2012	515-1765-01	742-0100
GSX SPORT 500SS	2008-09	515-1765-01	742-0100
GSX SPORT 550F	2010	515-1765-01	742-0100
GSX SPORT 600	2010	515-1765-01	742-0100
GTX /SPORT 500SS	2005-08	515-1760-11, 710-0001-11, 710-0013-64	74-00453
GTX 500SS	2009	515-1765-01	742-0100
GTX 550F	2005-09	515-1760-11, 710-0001-11, 710-0013-64	74-00453
GTX /LTD 600 HO SDI	2005-08	515-1760-11, 710-0001-11, 710-0013-64	74-00453
GTX /LTD 800 HO /PTEK	2005-07	515-1760-11, 710-0001-11, 710-0013-64	74-00453
GTX /SPORT 500SS	2005-08	515-1760-11, 710-0001-11, 710-0013-64	74-00453
GTX 380F	2005-06	515-1760-11, 710-0001-11, 710-0013-64	74-00453
GTX 550F FAN	2005-09	515-1760-11, 710-0001-11, 710-0013-64	74-00453
GTX LE 600HO ETEC	2009	515-1765-01	742-0100
GTX LE/SE 1200	2009	515-1765-01	742-0100
GTX SPORT 500SS	2009	515-1765-01	742-0100
LEGEND 500/500SS	2003-04	515-1760-11, 710-0001-11, 710-0013-64	74-00453
LEGEND 600	2003-04	515-1760-11, 710-0001-11, 710-0013-64	74-00453
LEGEND 700	2003-04	515-1760-11, 710-0001-11, 710-0013-64	74-00453
LEGEND SE 800	2003-04	515-1760-11, 710-0001-11, 710-0013-64	74-00453
LEGEND TOURING/TRAIL V-800	2007-09	515-1760-11, 710-0001-11, 710-0013-64	74-00453
LEGEND V-1000	2003-05	515-1760-11, 710-0001-11, 710-0013-64	74-00453
MACH Z /X 1000 (ALL)	2005-07	515-1760-11, 710-0001-11, 710-0013-64	74-00453
MX Z 50TH 600HO ETEC	2009	515-1765-01	742-0100

NEW

HELMETS

HELMET ACCESSORIES

APPAREL

ACCESSORIES

TRACKS & SUSPENSION

STEERING

TRANS MISSION

PLOW & WINCH

WIND SHIELDS

BRAKES & CARB.

ENGINE PARTS

ELECTRICAL

TRAILER

CHEMICALS

TECH & TOOLS

P.O.P

SOLENOIDS

See Page 992 for Images, Code and Keyword



TERMS & INDEX

NEW

HELMETS

HELMET ACCESSORIES

APPAREL

ACCESSORIES

TRACKS & SUSPENSION

STEERING

TRANS MISSION

PLOW & WINCH

WIND SHIELDS

BRAKES & CARB.

ENGINE PARTS

ELECTRICAL

TRAILER

CHEMICALS

TECH & TOOLS

P.O.P

Model	Year	OEM	Solenoid
Ski-Doo™			
MX Z 600	2003	515-1760-11, 710-0001-11, 710-0013-64	74-00453
MX Z 600 SPORT	2010-14	515-1765-01	742-0100
MX Z 600 SPORT	2014-15	278-0013-76, 278-0030-12, 278-0023-47, 278-0013-76, 278-0016-41, 278-0017-66, 278-0018-02	742-0101
MX Z 600 SPORT/TRAIL/ADRENALINE/X	2003-07	515-1760-11, 710-0001-11, 710-0013-64	74-00453
MX Z ADRENALINE 1200	2010	515-1765-01	742-0100
MX Z ADRENALINE 600HO	2009-10	515-1765-01	742-0100
MX Z ADRENALINE 600HO SDI	2008	515-1765-01	742-0100
MX Z ADRENALINE 800R PTEK	2008-10	515-1765-01	742-0100
MX Z BLIZZARD 600	2007	515-1760-11, 710-0001-11, 710-0013-64	74-00453
MX Z BLIZZARD 600HO SDI	2007	515-1760-11, 710-0001-11, 710-0013-64	74-00453
MX Z BLIZZARD HO E-TEC 600	2013-19	278-0013-76, 278-0030-12, 278-0023-47, 278-0013-76, 278-0016-41, 278-0017-66, 278-0018-02	742-0101
MX Z BLIZZARD 800	2007	515-1760-11, 710-0001-11, 710-0013-64	74-00453
MX Z BLIZZARD 800HO	2007	515-1760-11, 710-0001-11, 710-0013-64	74-00453
MX Z 600 RENEGADE /X	2004-07	515-1760-11, 710-0001-11, 710-0013-64	74-00453
MX Z 600 RENEGADE HO & SDI	2008	515-1765-01	742-0100
MX Z RENEGADE 600HO ETEC	2009	515-1765-01	742-0100
MX Z RENEGADE X 800R PTEK	2008-09	515-1765-01	742-0100
MX Z RENEGADE/X 1200	2009	515-1765-01	742-0100
MX Z RENEGADE X HO E-TEC	2009	515-1765-01	742-0100
MX Z RENEGADE/X 600HO SDI	2008	515-1765-01	742-0100
MX Z REV 600	2003	515-1760-11, 710-0001-11, 710-0013-64	74-00453
MX Z 550F	2007-08	515-1760-11, 710-0001-11, 710-0013-64	74-00453
MX Z SPORT 550F	2011-13	515-1765-01	742-0100
MX Z SPORT 550F	2014-15	278-0013-76, 278-0030-12, 278-0023-47, 278-0013-76, 278-0016-41, 278-0017-66, 278-0018-02	742-0101
MX Z SPORT 600	2010-14	515-1765-01	742-0100
MX Z 700	2003	515-1760-11, 710-0001-11, 710-0013-64	74-00453
MX Z REV 700	2003	515-1760-11, 710-0001-11, 710-0013-64	74-00453
MX Z 800	2003	515-1760-11, 710-0001-11, 710-0013-64	74-00453
MX Z REV 800	2003	515-1760-11, 710-0001-11, 710-0013-64	74-00453
MX Z 800 ADRENALINE/X	2004-07	515-1760-11, 710-0001-11, 710-0013-64	74-00453
MX Z 800 HO X	2004-05	515-1760-11, 710-0001-11, 710-0013-64	74-00453
MX Z 800 RENEGADE /X	2004-07	515-1760-11, 710-0001-11, 710-0013-64	74-00453
MX Z 800 RENEGADE R	2009	515-1765-01	742-0100
MX Z 800R ADRENALINE	2008-10	515-1765-01	742-0100
MX Z 800R RENEGADE	2008	515-1765-01	742-0100
MX Z 800R RENEGADE X R	2008-09	515-1765-01	742-0100
MX Z 1200 RENEGADE R	2009	515-1765-01	742-0100
MX Z 1200 RENEGADE X R	2009	515-1765-01	742-0100
MX Z TNT 1200	2009-13	515-1765-01	742-0100
MX Z TNT 500SS	2008-09	515-1765-01	742-0100
MX Z TNT 550F	2010-12	515-1765-01	742-0100
MX Z TNT 600	2009-12	515-1765-01	742-0100
MX Z TNT 600	2013-19	278-0013-76, 278-0030-12, 278-0023-47, 278-0013-76, 278-0016-41, 278-0017-66, 278-0018-02	742-0101

Model	Year	OEM	Solenoid
Ski-Doo™			
MX Z TNT 600 HO	2011-12	515-1765-01	742-0100
MX Z TNT 600 HO	2013-19	278-0013-76, 278-0030-12, 278-0023-47, 278-0013-76, 278-0016-41, 278-0017-66, 278-0018-02	742-0101
MX Z TNT 600HO ETEC	2009-12	515-1765-01	742-0100
MX Z 1200 TNT	2009-13	515-1765-01	742-0100
MX Z 800R TNT	2011-12	515-1765-01	742-0100
MX Z 800R TNT	2013-17	278-0013-76, 278-0030-12, 278-0023-47, 278-0013-76, 278-0016-41, 278-0017-66, 278-0018-02	742-0101
MX Z 800R X	2010-12	515-1765-01	742-0100
MX Z 800R X	2013-17	278-0013-76, 278-0030-12, 278-0023-47, 278-0013-76, 278-0016-41, 278-0017-66, 278-0018-02	742-0101
MX Z 800R X-RS	2011-12	515-1765-01	742-0100
MX Z 800R X-RS	2013-17	278-0013-76, 278-0030-12, 278-0023-47, 278-0013-76, 278-0016-41, 278-0017-66, 278-0018-02	742-0101
MX Z TNT 800R ETEC	2011-12	515-1765-01	742-0100
MX Z TNT 800R PTEK	2011	515-1765-01	742-0100
MX Z TRAIL 500SS	2008-09	515-1765-01	742-0100
MX Z 1200 ADRENALINE	2010	515-1765-01	742-0100
MX Z 1200 BLIZZARD	2018	278-0013-76, 278-0030-12, 278-0023-47, 278-0013-76, 278-0016-41, 278-0017-66, 278-0018-02	742-0101
MX Z 1200 X	2009-13	515-1765-01	742-0100
MX Z X 1200	2009-13	515-1765-01	742-0100
MX Z X 600	2006-07	515-1760-11, 710-0001-11, 710-0013-64	74-00453
MX Z X 600HO ETEC	2009-12	515-1765-01	742-0100
MX Z X 600HO ETEC	2013-19	278-0013-76, 278-0030-12, 278-0023-47, 278-0013-76, 278-0016-41, 278-0017-66, 278-0018-02	742-0101
MX Z X 600HO SDI	2008	515-1765-01	742-0100
MX Z X-RS 600 HO E-TEC	2011-12	515-1765-01	742-0100
MX Z X-RS 600 HO E-TEC	2013-19	278-0013-76, 278-0030-12, 278-0023-47, 278-0013-76, 278-0016-41, 278-0017-66, 278-0018-02	742-0101
MX Z X 800 ETEC	2011-12	515-1765-01	742-0100
MX Z X 800 PTEK	2007	515-1760-11, 710-0001-11, 710-0013-64	74-00453
MX Z X 800R PTEK	2009-10	515-1765-01	742-0100
MX Z X 800R SDI	2008	515-1765-01	742-0100
MX Z X TNT 1200	2011	515-1765-01	742-0100
MX Z X-RS 600HO ETEC	2011-12	515-1765-01	742-0100
MX Z X-RS 800R ETEC	2011-12	515-1765-01	742-0100
MXZ 600R ETEC (ALL)	2018-20	278-0013-76, 278-0030-12, 278-0023-47, 278-0013-76, 278-0016-41, 278-0017-66, 278-0018-02	742-0101
MXZ 1000	2006-07	515-1760-11, 710-0001-11, 710-0013-64	74-00453
MXZ 500/600/700/800	2003	515-1760-11, 710-0001-11, 710-0013-64	74-00453
MXZ 500SS (ALL)	2004-07	515-1760-11, 710-0001-11, 710-0013-64	74-00453
MXZ 550F	2007-08	515-1760-11, 710-0001-11, 710-0013-64	74-00453
MXZ 550X	2007-09	515-1760-11, 710-0001-11, 710-0013-64	74-00453
MXZ 600 RENEGADE /X	2004-07	515-1760-11, 710-0001-11, 710-0013-64	74-00453
MXZ 600 TRAIL/ADRENALINE/X	2004-07	515-1760-11, 710-0001-11, 710-0013-64	74-00453

SOLENOIDS

See Page 992 for Images, Code and Keyword



Model	Year	OEM	Solenoid
Ski-Doo™			
MXZ 800 ADRENALINE/X	2004-07	515-1760-11, 710-0001-11, 710-0013-64	74-00453
MXZ 800 RENEGADE /X	2004-07	515-1760-11, 710-0001-11, 710-0013-64	74-00453
MXZ 850 E-TEC (ALL)	2017-21	278-0013-76, 278-0030-12, 278-0023-47, 278-0013-76, 278-0016-41, 278-0017-66, 278-0018-02	742-0101
MXZ BLIZZARD 1200 4-TEC	2018	278-0013-76, 278-0030-12, 278-0023-47, 278-0013-76, 278-0016-41, 278-0017-66, 278-0018-02	742-0101
MXZ BLIZZARD 600/800	2007	515-1760-11, 710-0001-11, 710-0013-64	74-00453
MXZ REV 600/700/800	2003	515-1760-11, 710-0001-11, 710-0013-64	74-00453
MXZ SPORT 550F/600 ACE	2014-15	278-0013-76, 278-0030-12, 278-0023-47, 278-0013-76, 278-0016-41, 278-0017-66, 278-0018-02	742-0101
MXZ TNT 900 ACE	2014-18	278-0013-76, 278-0030-12, 278-0023-47, 278-0013-76, 278-0016-41, 278-0017-66, 278-0018-02	742-0101
MXZ TNT/X/XRS 800RE/ETEC	2013-17	278-0013-76, 278-0030-12, 278-0023-47, 278-0013-76, 278-0016-41, 278-0017-66, 278-0018-02	742-0101
MXZ TNT/X/XRS/BLIZZARD 600HO ETEC	2013-18	278-0013-76, 278-0030-12, 278-0023-47, 278-0013-76, 278-0016-41, 278-0017-66, 278-0018-02	742-0101
MXZ X 600 HO SDI	2007	515-1760-11, 710-0001-11, 710-0013-64	74-00453
MXZ X 800 PTEK	2007	515-1760-11, 710-0001-11, 710-0013-64	74-00453
MX Z 900 ACE TNT	2014-18	278-0013-76, 278-0030-12, 278-0023-47, 278-0013-76, 278-0016-41, 278-0017-66, 278-0018-02	742-0101
RENEGADE /X 1200	2014-18	278-0013-76, 278-0030-12, 278-0023-47, 278-0013-76, 278-0016-41, 278-0017-66, 278-0018-02	742-0101
RENEGADE /X 800RE (ALL)	2013-17	278-0013-76, 278-0030-12, 278-0023-47, 278-0013-76, 278-0016-41, 278-0017-66, 278-0018-02	742-0101
RENEGADE 600R E-TEC (ALL)	2019-21	278-0013-76, 278-0030-12, 278-0023-47, 278-0013-76, 278-0016-41, 278-0017-66, 278-0018-02	742-0101
RENEGADE 850 E-TEC (ALL)	2018-21	278-0013-76, 278-0030-12, 278-0023-47, 278-0013-76, 278-0016-41, 278-0017-66, 278-0018-02	742-0101
RENEGADE ACE SPORT 600	2014-19	278-0013-76, 278-0030-12, 278-0023-47, 278-0013-76, 278-0016-41, 278-0017-66, 278-0018-02	742-0101
RENEGADE ADRENALINE 1200	2010-13	515-1765-01	742-0100
RENEGADE ADRENALINE HO 600	2010-12	515-1765-01	742-0100
RENEGADE ADRENALINE HO 600	2013-19	278-0013-76, 278-0030-12, 278-0023-47, 278-0013-76, 278-0016-41, 278-0017-66, 278-0018-02	742-0101
RENEGADE ADRENALINE 600HO ETEC	2010-12	515-1765-01	742-0100

Model	Year	OEM	Solenoid
Ski-Doo™			
RENEGADE ADRENALINE 800R	2010-12	515-1765-01	742-0100
RENEGADE ADRENALINE 800R ETEC	2011-12	515-1765-01	742-0100
RENEGADE ADRENALINE 800R PTEK	2010-11	515-1765-01	742-0100
RENEGADE ADRENALINE/X /XRS 600HO ETEC	2013-18	278-0013-76, 278-0030-12, 278-0023-47, 278-0013-76, 278-0016-41, 278-0017-66, 278-0018-02	742-0101
RENEGADE ADRENALINE/X 900 ACE /TURBO	2014-20	278-0013-76, 278-0030-12, 278-0023-47, 278-0013-76, 278-0016-41, 278-0017-66, 278-0018-02	742-0101
RENEGADE BACKCOUNTRY HO /X 600	2010, 2012	515-1765-01	742-0100
RENEGADE BACKCOUNTRY/600HO ETEC	2010-12	515-1765-01	742-0100
RENEGADE BACKCOUNTRY/X 800HO PTEK	2010-11	515-1765-01	742-0100
RENEGADE BACKCOUNTRY/X 800R ETEC	2011-12	515-1765-01	742-0100
RENEGADE HO X 600	2010-12	515-1765-01	742-0100
RENEGADE HO X 600	2013-19	278-0013-76, 278-0030-12, 278-0023-47, 278-0013-76, 278-0016-41, 278-0017-66, 278-0018-02	742-0101
RENEGADE 800R X	2010-12	515-1765-01	742-0100
RENEGADE 800R X	2013-17	278-0013-76, 278-0030-12, 278-0023-47, 278-0013-76, 278-0016-41, 278-0017-66, 278-0018-02	742-0101
RENEGADE SP 800R	2011	515-1765-01	742-0100
RENEGADE SP 800R PTEK	2011	515-1765-01	742-0100
RENEGADE SPORT 550F	2010-13	515-1765-01	742-0100
RENEGADE SPORT 600 ACE	2014-20	278-0013-76, 278-0030-12, 278-0023-47, 278-0013-76, 278-0016-41, 278-0017-66, 278-0018-02	742-0101
RENEGADE 1200 ADRENALINE	2010-13	515-1765-01	742-0100
RENEGADE X 1200	2010-13	515-1765-01	742-0100
RENEGADE X 1200	2014-18	278-0013-76, 278-0030-12, 278-0023-47, 278-0013-76, 278-0016-41, 278-0017-66, 278-0018-02	742-0101
RENEGADE X 600HO ETC	2010-12	515-1765-01	742-0100
RENEGADE X 800R ETEC	2011-12	515-1765-01	742-0100
RENEGADE X 800R PTEK	2010	515-1765-01	742-0100
SKANDIC 550F/600 ETEC/600/900 ACE (ALL ES)	2016-20	278-0013-76, 278-0030-12, 278-0023-47, 278-0013-76, 278-0016-41, 278-0017-66, 278-0018-02	742-0101
SKANDIC 600	2004-07	278-0013-76, 278-0030-12, 278-0023-47, 278-0013-76, 278-0016-41, 278-0017-66, 278-0018-02	742-0101
SKANDIC 600 SUV	2004-07	278-0013-76, 278-0030-12, 278-0023-47, 278-0013-76, 278-0016-41, 278-0017-66, 278-0018-02	742-0101
SKANDIC SUV 600 HO SDI	2008-09	515-1760-11, 710-0001-11, 710-0013-64	74-00453
SKANDIC SWT 600 ACE	2012-13	515-1760-11, 710-0001-11, 710-0013-64	74-00453
SKANDIC 600 SWT HO E-TEC	2016-19	278-0013-76, 278-0030-12, 278-0023-47, 278-0013-76, 278-0016-41, 278-0017-66, 278-0018-02	742-0101
SKANDIC 600 WT ACE	2011-13	515-1760-11, 710-0001-11, 710-0013-64	74-00453

TERMS & INDEX

NEW

HELMETS

HELMET ACCESSORIES

APPAREL

ACCESSORIES

TRACKS & SUSPENSION

STEERING

TRANS MISSION

PLOW & WINCH

WIND SHIELDS

BRAKES & CARB.

ENGINE PARTS

ELECTRICAL

TRAILER

CHEMICALS

TECH & TOOLS

P.O.P

SOLENOIDS

See Page 992 for Images, Code and Keyword



TERMS & INDEX
NEW
HELMETS
HELMET ACCESSORIES
APPAREL
ACCESSORIES
TRACKS & SUSPENSION
STEERING
TRANS MISSION
PLOW & WINCH
WIND SHIELDS
BRAKES & CARB.
ENGINE PARTS
ELECTRICAL
TRAILER
CHEMICALS
TECH & TOOLS
P.O.P

Model	Year	OEM	Solenoid
Ski-Doo™			
SKANDIC 600 WT ACE	2016-19	278-0013-76, 278-0030-12, 278-0023-47, 278-0013-76, 278-0016-41, 278-0017-66, 278-0018-02	742-0101
SKANDIC 600 WT HO E-TEC	2016-19	278-0013-76, 278-0030-12, 278-0023-47, 278-0013-76, 278-0016-41, 278-0017-66, 278-0018-02	742-0101
SKANDIC SWT 600 ETEC	2012-13	515-1760-11, 710-0001-11, 710-0013-64	74-00453
SKANDIC SWT V-800	2007-12	515-1760-11, 710-0001-11, 710-0013-64	74-00453
SKANDIC TUNDRA	2010	515-1765-01	742-0100
SKANDIC TUNDRA 550F	2010	515-1765-01	742-0100
SKANDIC TUNDRA LT 550F	2008-09	515-1760-11, 710-0001-11, 710-0013-64	74-00453
SKANDIC TUNDRA 550F LT	2010	515-1765-01	742-0100
SKANDIC TUNDRA 550F SPORT	2010	515-1765-01	742-0100
SKANDIC TUNDRA V-800	2007-09	515-1760-11, 710-0001-11, 710-0013-64	74-00453
SKANDIC TUNRDA 300F	2006-09	515-1760-11, 710-0001-11, 710-0013-64	74-00453
SKANDIC WT 550F	2012-13	515-1760-11, 710-0001-11, 710-0013-64	74-00453
SKANDIC WT 600 ACE	2011-13	515-1760-11, 710-0001-11, 710-0013-64	74-00453
SKANDIC WT 600 SDI/ETEC	2008-13	515-1760-11, 710-0001-11, 710-0013-64	74-00453
SKANDIC WIDETRAK 600	2004-07	278-0013-76, 278-0030-12, 278-0023-47, 278-0013-76, 278-0016-41, 278-0017-66, 278-0018-02	742-0101
SKANDIC 900 SWT ACE	2016-19	278-0013-76, 278-0030-12, 278-0023-47, 278-0013-76, 278-0016-41, 278-0017-66, 278-0018-02	742-0101
SKANDIC 900 WT ACE	2016-19	278-0013-76, 278-0030-12, 278-0023-47, 278-0013-76, 278-0016-41, 278-0017-66, 278-0018-02	742-0101
SUMMIT 1000 (ALL)	2005-07	515-1760-11, 710-0001-11, 710-0013-64	74-00453
SUMMIT 550F	2005	515-1760-11, 710-0001-11, 710-0013-64	74-00453
SUMMIT 600R ETEC	2019-21	278-0013-76, 278-0030-12, 278-0023-47, 278-0013-76, 278-0016-41, 278-0017-66, 278-0018-02	742-0101
SUMMIT 600 X HO	2009-11	515-1765-01	742-0100
SUMMIT 800 HO	2005	515-1760-11, 710-0001-11, 710-0013-64	74-00453
SUMMIT 800R SP	2011-12	515-1765-01	742-0100
SUMMIT 800R SP	2013-18	278-0013-76, 278-0030-12, 278-0023-47, 278-0013-76, 278-0016-41, 278-0017-66, 278-0018-02	742-0101
SUMMIT 800R X	2008-12	515-1765-01	742-0100
SUMMIT 800R X	2018-19	278-0013-76, 278-0030-12, 278-0023-47, 278-0013-76, 278-0016-41, 278-0017-66, 278-0018-02	742-0101
SUMMIT 850 E-TEC (ALL)	2018-21	278-0013-76, 278-0030-12, 278-0023-47, 278-0013-76, 278-0016-41, 278-0017-66, 278-0018-02	742-0101
SUMMIT ADRENALINE /X 800	2006-07	515-1760-11, 710-0001-11, 710-0013-64	74-00453
SUMMIT ADRENALINE 600 HO	2005	515-1760-11, 710-0001-11, 710-0013-64	74-00453
SUMMIT ADRENALINE 600 HO SDI	2007-08	515-1760-11, 710-0001-11, 710-0013-64	74-00453

Model	Year	OEM	Solenoid
Ski-Doo™			
SUMMIT EVEREST 500SS	2009	515-1765-01	742-0100
SUMMIT EVEREST 600HO	2009-11	515-1765-01	742-0100
SUMMIT EVEREST 600HO ETC	2009-11	515-1765-01	742-0100
SUMMIT EVEREST 800R ETEC	2011	515-1765-01	742-0100
SUMMIT EVEREST 800R/PTEK	2009-11	515-1765-01	742-0100
SUMMIT SP 600 H.O. ETEC	2012	515-1765-01	742-0100
SUMMIT SP 800R ETEC	2012	515-1765-01	742-0100
SUMMIT SP/X 600HO ETEC	2013-18	278-0013-76, 278-0030-12, 278-0023-47, 278-0013-76, 278-0016-41, 278-0017-66, 278-0018-02	742-0101
SUMMIT SP/X 800 ETEC	2013-18	278-0013-76, 278-0030-12, 278-0023-47, 278-0013-76, 278-0016-41, 278-0017-66, 278-0018-02	742-0101
SUMMIT X	2007	515-1760-11, 710-0001-11, 710-0013-64	74-00453
SUMMIT XRS	2007	515-1760-11, 710-0001-11, 710-0013-64	74-00453
SUMMIT X 600HO	2009-11	515-1765-01	742-0100
SUMMIT X 600HO ETEC	2009	515-1765-01	742-0100
REV-XP 154			
SUMMIT X 800R ETEC	2011-12	515-1765-01	742-0100
SUMMIT X 800R/PTEK	2008-10	515-1765-01	742-0100
SUMMIT XRS	2007	515-1760-11, 710-0001-11, 710-0013-64	74-00453
TUNDRA 300F	2009	515-1760-11, 710-0001-11, 710-0013-64	74-00453
TUNDRA 300F	2006	515-1760-11, 710-0001-11, 710-0013-64	74-00453
TUNDRA LT 550F	2009	515-1760-11, 710-0001-11, 710-0013-64	74-00453
TUNDRA LT 550F	2011-13	515-1765-01	742-0100
TUNDRA SPORT 550F	2011-13	515-1765-01	742-0100
TUNDRA SPORT 550F	2014-19	278-0013-76, 278-0030-12, 278-0023-47, 278-0013-76, 278-0016-41, 278-0017-66, 278-0018-02	742-0101
TUNDRA SPORT/LT 600 ACE	2014-20	278-0013-76, 278-0030-12, 278-0023-47, 278-0013-76, 278-0016-41, 278-0017-66, 278-0018-02	742-0101
TUNDRA 600 HO EXTREME	2013-19	278-0013-76, 278-0030-12, 278-0023-47, 278-0013-76, 278-0016-41, 278-0017-66, 278-0018-02	742-0101
TUNDRA 600 LT	2014-19	278-0013-76, 278-0030-12, 278-0023-47, 278-0013-76, 278-0016-41, 278-0017-66, 278-0018-02	742-0101
TUNDRA LT V-800	2009	515-1760-11, 710-0001-11, 710-0013-64	74-00453
TUNDRA 600 SPORT	2014-19	278-0013-76, 278-0030-12, 278-0023-47, 278-0013-76, 278-0016-41, 278-0017-66, 278-0018-02	742-0101
TUNDRA SPORT/WT 550F	2014-20	278-0013-76, 278-0030-12, 278-0023-47, 278-0013-76, 278-0016-41, 278-0017-66, 278-0018-02	742-0101
TUNDRA STD 550F	2011-12	515-1765-01	742-0100
TUNDRA XTREME 600HO	2011-12	515-1765-01	742-0100
ETEC			
TUNDRA XTREME 600HOE	2013-20	278-0013-76, 278-0030-12, 278-0023-47, 278-0013-76, 278-0016-41, 278-0017-66, 278-0018-02	742-0101

SOLENOIDS

See Page 992 for Images, Code and Keyword



Model	Year	OEM	Solenoid
Yamaha™			
APEX (ALL)	2011-18	8HG-81940-00-00	743-0202
FX NYTRO (ALL)	2011-14	8GL-81940-00-00	743-0200
NYTRO	2006-07	4DN-81940-12-00	743-0201
PHAZER (ALL)	2011-18	8GL-81940-00-00	743-0200
RS VECTOR	2011-18	8HG-81940-00-00	743-0202
RS VECTOR RS90	2006, 08-09	4DN-81940-12-00	743-0201
RS VECTOR ER RSG90	2006-07	4DN-81940-12-00	743-0201
RS VECTOR LE	2016	8HG-81940-00-00	743-0202
RS VECTOR GT RS90GT	2006-07	4DN-81940-12-00	743-0201
RS VECTOR GT RS90GT	2011	8HG-81940-00-00	743-0202
RS VECTOR LT/GT	2008-09	4DN-81940-12-00	743-0201
RS VECTOR LTX	2011-15	8HG-81940-00-00	743-0202
RS VECTOR LTX GT	2011	8HG-81940-00-00	743-0202
RS90LTGT			
RS VECTOR MOUNTAIN	2006-07	4DN-81940-12-00	743-0201
RS90M			
RS VECTOR MOUNTAIN SE	2006-07	4DN-81940-12-00	743-0201
RS90MS			
RS VECTOR RS90P	2012-18	8HG-81940-00-00	743-0202
RS VECTOR XTX /LE	2016-17	8HG-81940-00-00	743-0202
RS VENTURE	2007-18	4DN-81940-12-00	743-0201
RS VENUTRE GT RS90GT	2006-07	4DN-81940-12-00	743-0201
RS VENUTRE GT RS90GT	2008	4DN-81940-12-00	743-0201

Model	Year	OEM	Solenoid
Yamaha™			
RS VENUTRE GT RS90GT	2011-15	8HG-81940-00-00	743-0202
RS VENTURE GT	2011-15	8HG-81940-00-00	743-0202
RS VENTURE RST900	2006-07, 08-18	4DN-81940-12-00	743-0201
RS VENTURE TF/LE/E-BAT	2013-18	8HG-81940-00-00	743-0202
RS VENTURE TF/LE/E-BAT	2020-21	8HG-81940-00-00	743-0202
RS VIKING PROFESSIONAL	2008-10	4DN-81940-12-00	743-0201
RS VIKING PROFESSIONAL	2006-09	4DN-81940-12-00	743-0201
VK10			
RS VIKING PROFESSIONAL	2016	8HG-81940-00-00	743-0202
VK10			
RS/ RAGE /GT	2005-07	4DN-81940-12-00	743-0201
RX-1	2003-05	4DN-81940-12-00	743-0201
SIDEWINDER (ALL)	2017	0445-058, 8JP-H1940-00-00	741-0200
SR VIPER (ALL)	2014-17	0445-058, 8JP-H1940-00-00	741-0200
SX VIPER X TX SE	2017	0445-058, 8JP-H1940-00-00	741-0200
VECTOR (ALL)	2006-07	4DN-81940-12-00	743-0201
VENTURE LITE	2011-13	8GL-81940-00-00	743-0200
VENTURE MULTI PURPOSE	2013-18	8GL-81940-00-00	743-0200
VK PRO	2007-12	4DN-81940-12-00	743-0201
VK PROFESSIONAL	2006-07	4DN-81940-12-00	743-0201
VK PROFESSIONAL II	2016-18	8HG-81940-00-00	743-0202
VK PROFESSIONAL II	2020-21	8HG-81940-00-00	743-0202



TERMS & INDEX

NEW

HELMETS

HELMET ACCESSORIES

APPAREL

ACCESSORIES

TRACKS & SUSPENSION

STEERING

TRANS MISSION

PLOW & WINCH

WIND SHIELDS

BRAKES & CARB.

ENGINE PARTS

ELECTRICAL

TRAILER

CHEMICALS

TECH & TOOLS

P.O.P


STATORS



Part No. Code Keyword
891-0007 B 16



Part No. Code Keyword
891-0008 B 16



Part No. Code Keyword
892-0009 B 16



Part No. Code Keyword
893-0003 B 16



Part No. Code Keyword
894-0008 B 16



Part No. Code Keyword
894-0010 B 16



CC	Model	Year	Part No.
Arctic Cat™			
499cc	Powder Special 500	1999-2000	891-0008
580cc	EXT 580 EFI	1998	891-0008
580cc	Pantera 580 EFI	1999-2001	891-0008
580cc	Powder Special 580 EFI	1997	891-0008
580cc	ZL580 EFI ESR	2000	891-0008
580cc	ZR580	1997	891-0008
599cc	ZR600 EFI	1998-1999	891-0008
785cc	Pantera 800	1998-1999	891-0007
785cc	ZRT800	1995-1999	891-0007
896cc	Thundercat	1993-1999	891-0007
896cc	Thundercat MC	1994-1999	891-0007
Lynx™			
594cc	YETI 600	2008	892-0009
Polaris™			
438cc	440 IQ	2005	894-0008
438cc	440 Pro X	2001-2003	894-0008
438cc	440 Pro XR	2004	894-0008
438cc	440 XCP SP	2000	894-0008
438cc	440 XCR	1999	894-0008
488cc	500 Classic	2003	894-0008
488cc	500 Classic Touring	2001	894-0008
488cc	500 RMK	2000-2002	894-0008
488cc	500 XC	2001-2002	894-0008
488cc	500 XC Edge	2003	894-0008
488cc	500 XC Edge F/O	2003	894-0008
488cc	500 XC SP	2000-2002	894-0008
488cc	500 XC SP F/O	2002	894-0008
500cc	500 XC SP Edge	2003-2007	894-0008
500cc	500 XC SP Edge F/O	2003	894-0008
599cc	600 Classic	2002-2006	894-0008
599cc	600 Classic Touring	2002-2004	894-0008
599cc	600 Edge Touring	2005-2006	894-0008
599cc	600 Fusion HO	2006	894-0008
599cc	600 IQ	2007	894-0008
599cc	600 IQ Shift	2009	894-0008
599cc	600 Pro X	2001-2004	894-0008
599cc	600 RMK	2002-2008	894-0008

CC	Model	Year	Part No.
Polaris™			
599cc	600 Switchback	2004-2007	894-0008
599cc	600 Touring	2000	894-0008
599cc	600 XC Edge	2003	894-0008
599cc	600 XC SP	2000-2005	894-0008
599cc	600 XC SP F/O	2002-2003	894-0008
599cc	IQ Shift	2008	894-0008
700cc	700 Classic Touring	2004	894-0008
700cc	700 Pro X	2003-2004	894-0008
700cc	700 RMK	2004-2005	894-0008
700cc	700 Switchback	2004	894-0008
794cc	800 Classic Touring	2004	894-0008
794cc	800 Edge Touring	2005	894-0008
794cc	800 Pro X	2003-2004	894-0008
794cc	800 Pro X2	2004	894-0008
794cc	800 RMK	2004-2005	894-0008
794cc	800 Switchback	2004-2005	894-0008
Ski-Doo™			
443cc	MX Z 440 X LC	1999	894-0010
443cc	MX Z 440 X Racing	2006-2007	892-0009
494cc	Legend 380F	2003	892-0009
494cc	Legend 500 Sport	2003	892-0009
494cc	Legend 500 SS	2004	892-0009
494cc	MX Z 500	2003	892-0009
494cc	MX Z 500	2000-2002	894-0010
494cc	MX Z 500SS Adrenaline	2004-2007	892-0009
494cc	MX Z 500SS Trail	2004-2007	892-0009
503cc	Grand Touring 500	2001	894-0010
503cc	Grand Touring 500	2003	892-0009
553cc	GSX 500SS Sport	2007	892-0009
593cc	GSX 500SS	2004-2006	892-0009
594cc	MX Z 600 Adrenaline HO	2003-2007	892-0009
594cc	MX Z 600 HO ZX	2003-2004	892-0009
594cc	MX Z 600 HO ZX SDI	2004	892-0009
594cc	MX Z 600 Renegade HO	2003-2004	892-0009
594cc	MX Z 600 Renegade X	2004	892-0009
594cc	MX Z 600 Sport HO	2003	892-0009
594cc	MX Z 600 ZX	2001-2002	894-0010

STATORS

CODE = B

KEYWORD = 16



See Page 1002 for Images, Code and Keyword

CC	Model	Year	Part No.
Ski-Doo™			
594cc	MX Z REV 007 Bond Special ED	2003	892-0009
597cc	Formula Deluxe 600	2000-2001	894-0010
597cc	Formula Z 600	2000	894-0010
597cc	Grand Touring 600	2003	892-0009
597cc	Grand Touring 600	2000-2001	894-0010
597cc	Grand Touring 600 SE	2003	892-0009
597cc	Grand Touring 600 Sport	2003	892-0009
597cc	GSX 600 HO	2004-2005	892-0009
597cc	GTX 500SS	2005-2006	892-0009
597cc	GTX 500SS Sport	2007-2008	892-0009
597cc	GTX 600 HO	2005	892-0009
597cc	Legend 600 SE	2003	892-0009
597cc	Legend 600 Sport	2003	892-0009
597cc	MX Z 600	1999-2002	894-0010
597cc	MX Z 600 Trail	2003	892-0009
597cc	MX Z 600 Trail HO	2004-2005	892-0009
597cc	Skandic Wide Track 600	2001-2002	894-0010
597cc	Skandic Wide Track 600	2008-2010	892-0009
597cc	Summit 600	1999-2002	894-0010
597cc	Summit 600 HO Adrenaline	2003-2005	892-0009
698cc	Formula Deluxe 700	2000-2001	894-0010
698cc	Formula Z 700	2000	894-0010
698cc	Grand Touring 700	2001	894-0010
698cc	Grand Touring 700	2003	892-0009
698cc	Legend 700 SE	2003-2004	892-0009
698cc	Legend 700 Sport	2003-2004	892-0009
698cc	MX Z 700	2003	892-0009
698cc	MX Z 700	1999-2002	894-0010
698cc	MX Z 700 ZX	2001-2002	894-0010
698cc	Summit 700	1999-2002	894-0010
698cc	Summit 700 Highmark	2003	892-0009
698cc	Summit 700 HO Adrenaline	2003	892-0009
698cc	Summit 700 X	2003	892-0009
796cc	GSX 800 HO	2004-2006	892-0009
796cc	GSX 800 HO LTD	2007	892-0009
796cc	GTX 800 HO	2005-2006	892-0009
796cc	GTX 800 HO LTD	2007	892-0009
799cc	MX Z 800	2000-2001	894-0010
799cc	MX Z 800 Adrenaline	2001-2002	894-0010
799cc	MX Z 800 Adrenaline	2003-2007	892-0009
799cc	MX Z 800 Blizzard	2007	892-0009
799cc	MX Z 800 HO ZX	2004-2006	892-0009
799cc	MX Z 800 Renegade	2002	894-0010
799cc	MX Z 800 Renegade	2003-2007	892-0009
799cc	MX Z 800 Renegade X	2004-2007	892-0009
799cc	MX Z 800 Sport	2002	894-0010
799cc	MX Z 800 Sport	2003	892-0009
799cc	MX Z 800 Sport RER	2002	894-0010
799cc	MX Z 800 Trail	2002	894-0010
799cc	MX Z 800 ZX	2003	892-0009
799cc	MX Z 800 ZX	2001-2002	894-0010
799cc	MX Z X 800	2007	892-0009
799cc	MX Z X-RS 800	2007	892-0009
799cc	Summit 800	2000-2002	894-0010
799cc	Summit 800 Highmark	2003	892-0009
799cc	Summit 800 Highmark	2000-2002	894-0010
799cc	Summit 800 Highmark X	2001-2002	894-0010
799cc	Summit 800 HO	2005-2006	892-0009
799cc	Summit 800 HO Adrenaline	2003	892-0009
799cc	Summit 800 HO Adrenaline	2004	894-0010
799cc	Summit 800 HO Adrenaline	2005-2006	892-0009
799cc	Summit 800 HO Highmark	2003-2004	892-0009
799cc	Summit 800 HO Highmark Extreme	2003-2004	892-0009
799cc	Summit 800 HO Highmark X	2004	892-0009
799cc	Summit 800 Sport	2002	894-0010
799cc	Summit 800 Sport	2004	892-0009
799cc	Summit 800 Sport RER	2002	894-0010
799cc	Summit 800 Sport RER	2004	892-0009
799cc	Summit 800 X	2003	892-0009
799cc	Summit 800 X	2004	894-0010
799cc	Summit 800 X	2001-2002	894-0010
799cc	Summit 800R HO Adrenaline	2007	892-0009
799cc	Summit 800R X P-TEK	2007	892-0009
799cc	Summit 800R X RS	2007	892-0009

CC	Model	Year	Part No.
Yamaha™			
973cc	Nytro ER RS90NR	2006-2007	893-0003
973cc	Nytro RS90N	2006-2007	893-0003
973cc	RS Rage GT RSG90GT	2007	893-0003
973cc	RS Rage RSG90	2005-2007	893-0003
973cc	RS Vector ER RS90R	2005-2007	893-0003
973cc	RS Vector GT RS90GT	2006-2009	893-0003
973cc	RS Vector LT GT RS90LTGT	2009	893-0003
973cc	RS Vector LTX RS90LT	2008	893-0003
973cc	RS Vector Mountain RS90M	2005-2007	893-0003
973cc	RS Vector Mountain SE RS90MS	2006-2007	893-0003
973cc	RS Vector RS90	2008	893-0003
973cc	RS Vector RS90	2005-2006	893-0003
973cc	RS Venture GT RS90GT	2007-2008	893-0003
973cc	RS Venture RST90	2005-2018	893-0003
973cc	RS Viking Professional VK10	2006-2015	893-0003
1049cc	RS Vector LTX GT RS90LTGT	2008	893-0003

TERMS & INDEX

NEW

HELMETS

HELMET ACCESSORIES

APPAREL

ACCESSORIES

TRACKS & SUSPENSION

STEERING

TRANS MISSION

PLOW & WINCH

WIND SHIELDS

BRAKES & CARB.

ENGINE PARTS

ELECTRICAL

TRAILER

CHEMICALS

TECH & TOOLS

P.O.P

STATORS



Replaces: 3004-833 / 3003-976/ 3003-570

Replaces: 3006-403 / 3006-660

Part No.	Code	Keyword
891-0000	B	16

Part No.	Code	Keyword
891-0001	B	16

Model	Year
Arctic Cat™	
BEARCAT 550	1995-96
BEARCAT 550 WIDE TRACK	1996-02
CHEETAH 550	1994
COUGAR 2-UP	1996
COUGAR DLX 550	1998
COUGAR MTN. CAT	1995-98
EXT 580	1994-96
EXT 580 MTN. CAT	1993
EXT POWDER SPECIAL	1995-96
PANTERA 550	2002-05
POWDER SPECIAL 580	1997
PROWLER 2-UP	1995

Model	Year
Arctic Cat™	
PROWLER SPECIAL	1992
WILDCAT 650	1989-90
WILDCAT 700	1991-93
WILDCAT 700 EFI TOURING	1995
ZL 550	2001-03
ZL 550 ESR	2000-03
ZL 550 ESR LE	2000
ZL 550 ESR LIMITED	2000-03
ZR 440	1993-95
ZR 580	1993-96
ZR 700	1994-95

Model	Year
Arctic Cat™	
FIRECAT 600 EFI	2004
FIRECAT 700 EFI	2003-04
KINGCAT 900 EFI	2005-06
M5 EFI	2006
MOUNTAIN CAT 800 EFI	2002-04
MOUNTAIN CAT 900	2004
SABERCAT 500 EFI	2006
SABERCAT 600 EFI	2004
SABERCAT 700 EFI	2004
ZL800 EFI/ESR/SS	2002-03
ZR800 SNO PRO	2003
ZR900 EFI SNO PRO	2004-06

REPLACES: 3007-545 / 3007-447/ 3007-617 / 3007-693 / 3007-701 / 3007-623 / 3007-711



Part No.	Code	Keyword
891-0002	B	16

Model	Year
Arctic Cat™	
CFR 1000 L/C	2010-11
CRF 800	2010-11
CRF 800 LE	2010
CROSSFIRE 500 EFI	2007-09
CROSSFIRE 600 EFI	2007-11
CROSSFIRE 600 EFI SNO PRO	2008
CROSSFIRE 800 ALL	2007-11
CROSSFIRE 1000 ALL	2007-09
F5 FIRECAT 500 ALL	2007-13
F6 FIRECAT 600 EFI/LXR EFI	2007-08
F6 FIRECAT 600 SNO PRO EFI	2007-11
F8 FIRECAT 800 EFI	2007-11
F8 FIRECAT 800 EXT EFI	2011
F8 FIRECAT 800 LXR EFI	2007-12
F8 FIRECAT 800 LXR SNO PRO Ltd EFI	2011
F8 FIRECAT 800 SNO PRO EFI	2007-13
F8 FIRECAT 800 SNO PRO RR	2013
F8 FIRECAT 800 TUCKER HIBBERT RACE REPLICAS	
F1000 EFI/EFI LXR	2007-08
F1000 EFI SNO PRO ALL	2007-09
M 1000 EFI	2007-08
M 1000 SNO PRO	2010-11

Model	Year
Arctic Cat™	
M 1000 SNO PRO EFI	2007-08,11
M6 600	2009-11
M 7000 LTD/SNO PRO	2016
M8 800 153/162	2009-13
M8 800 EFI	2007-09
M8 800 HCR	2010-13
M8 800 HCR EFI	2009
M8 800 LE EFI	2009
M8 800 SNO PRO 153/162	2009-13
M8 800 SNO PRO EFI	2007-10
M8 800 SNO PRO LTD 153/162	2011
M 8000 /SNO PRO (ALL)	2014-17
MOUNTAIN CAT 600 EFI	2007-11
SNO PRO 500	2010-14
T500	2008-09
XF 800/8000 LXR	2012, 14
XF 800/8000 SNO PRO	2012-14
XF 8000 (ALL)	2014-17
ZR 4000	2015-17
ZR 5000	2014
ZR 8000 (ALL)	2014-17



Replaces: 3005-080

Part No.	Code	Keyword
891-0003	C	16

Model	Year
Arctic Cat™	
EXT 580 EFI	1998
PANTERA 580 EFI	1999
POWDER SPECIAL 500 EFI	1999
POWDER SPECIAL 600 EFI	1997
ZL 500 EFI	1999
ZL 550 ESR	2000
ZL 580 EFI ESR	2000
ZL 600 EFI	1999
ZR 500 EFI	1999
ZR 580 EFI	1997
ZR 600 EFI	1998
ZR 600 EFI LE	1998



Replaces 3005-636/3006-750

Part No.	Code	Keyword
891-0004	B	16

Model	Year
Arctic Cat™	
BEARCAT 570 ALL	2004-14
BEARCAT 2000 ALL	2015-18
F570	2008-14
LYNX 2000 /LT	2015-20
M5 141	2005
MOUNTAIN CAT 1000	2001-02
MOUNTAIN CAT 570	2002-04
PANTERA 1000	2000-01
PANTHER 570	2002-07

Model	Year
Arctic Cat™	
SABERCAT 500	2004-05
T570	2008
T570	2012-14
T570 TOURING	2009-11
THUNDERCAT	2000-02
Z 440 SNO PRO	2001-03
Z 570	2002-07
ZRT 800	2000-01

STATORS



Replaces: Arctic Cat™ 3020-437
Yamaha™ 8HF-81410-00-00

Part No.	Code	Keyword
891-0005	B	16

Model	Year
Arctic Cat™	
BEARCAT 7000 XT	2017-19
PANTERA 7000 XT LTD	2016-19
XF 7000 CROSS TOUR	2016
XF 7000 CROSS TREK	2016-18
ZR 7000 LXR	2016
ZR 7000 (ALL)	2017-19
Yamaha™	
RS VECTOR	2009-20
RS VENTURE	2009-21
SR VIPER ALL	2016-21
VK PROFESSIONAL II	2016-21



OEM# 0902-017, 0902-049

Part No.	Code	Keyword
891-0006	B	16



O.D. (mm)	I.D. (mm)	Hole (mm)	C to C (mm)	Wire L (mm)
115	48	6.3	58	48/45/41/44.5

Model	Year
Arctic Cat™	
BLAST 4000 LT	2021
BLAST 4000 ZR	2021
M 6000 141/153 ALL	2014-19
M 6000 ALPHA ONE ES 154	2019-20
M 8000 HARDCORE 153/162	2019
M 8000 HARDCORE ALPHA ONE ES 154/165	2019-21
M 8000 MOUNTAIN CAT 153/162 ALL	2018-19

Model	Year
Arctic Cat™	
M 8000 MOUNTAIN CAT ALPHA ONE 154/165	2019-21
NORSEMAN 6000 ALL	2018-19
NORSEMAN 8000 X	2019-21
PANTERA 6000 ES	2018-19
RIOT 6000 ES 146	2020-21
RIOT X 8000 ES 146	2021
XF 6000 137/141 ALL	2015-19
XF 8000 CROSS COUNTRY LTD ES 137	2018-19
XF 8000 CROSSTREK ES 137	2018
XF 8000 HIGH COUNTRY 141/153	2018-19
ZR 6000 ALL	2014-18
ZR 6000 ES 129/137 ALL	2019-20
ZR 8000 ES 129/137 ALL	2018-21



Replaces: 410-9229-46, 410-9229-65, 410-9229-93, 420-8899-05

Part No.	Code	Keyword
892-0000	B	16

Model	Year
Ski-Doo™	
GRAND TOURING 500/600/700	2003
GSX 500 SS	2004-06
GSX 600 HO/SDI	2004-05
GSX 800 HO	2004-07
GSX LTD 800 HO PTEK	2007
GSX SPORT 500 SS	2007
GTX 500 SS	2005-08
GTX 600 HO/HO SDI	2005
GTX 800 HO	2005-06
GTX LTD 800 HO PTEK	2007
GTX SPORT 500 SS	2007-08
LEGEND 500 SS	2004
LEGEND 500/600	2003
LEGEND 700	2003-04
MX Z 440/X RACING	2006-07
MX Z 500 SS TRAIL & ADRENALINE	2004-07
MX Z 500/600/600 HO/700/800	2003
MX Z 600 HO ADRENALINE	2004-07

Model	Year
Ski-Doo™	
MX Z 600 HO RENEGADE/TRAIL	2004-05
MX Z 600X HO	2003-07
MX Z 800 HO ADRENALINE & X	2004-07
MX Z 800 HO PTEK ADRENALINE	2007
MX Z 800 HO PTEK BLIZZARD	2007
MX Z 800 HO RENEGADE & RENEGADE X	2004-07
MX Z 800 REV	2002
MX Z REV 600 HO/800/007 SPECIAL EDITION	2003
MX Z X 800 HO PTEK	2007
MX Z XRS 800 HO PTEK	2007
SKANDIC WT 600	2008-10
SUMMIT 600 HO	2003-05
SUMMIT 700	2003
SUMMIT 800 HO	2003-06
SUMMIT 800/800R HO ADRENALINE & X	2006
SUMMIT X 800 /XRS	2007
SUMMIT X 800 HO	2003



Replaces: 420-866-068/420-866-060
Also Fits ATV's, Please inquire for detail information

Part No.	Code	Keyword
892-0001	B	16

Model	Year
Ski-Doo™	
EXPEDITION 600 H.O. SDI	2010
EXPEDITION 600 H.O. SDI SE	2010
EXPEDITION 600 H.O. TUV	2008
EXPEDITION 600 H.O. TUV REV-XU	2009
EXPEDITION 600 H.O. TUV YETI II	2009
EXPEDITION 600 TUV	2005-07
GRAND TOURING 600HO SDI	2003
GSX 600 H.O. SDI LIMITED	2004-08
GSX 600 H.O. SDI LIMITED TOURING	2008
GSX 600 H.O. SDI SPORT	2004-07

Model	Year
Ski-Doo™	
GTX 600 H.O. SDI LIMITED	2005-08
GTX 600 H.O. SDI SPORT	2005-08
LEGEND SE 600 SDI	2004
LEGEND SE 800 SDI	2003-04
LEGEND SE 800 SDI GT	2003-04
MACH Z 1000 ADRENALINE	2005-07
MACH Z 1000 X	2006-07
MX-Z 1000 RENEGADE	2006-07
MX-Z 600 H.O. SDI ADRENALINE	2004-08
MX-Z 600 H.O. SDI RENEGADE	2005-08
MX-Z 600 H.O. SDI RENEGADE X	2004-08
MX-Z 600 H.O. SDI X	2004-08
MX-Z 600 H.O. SDI X	2004-06
MX-Z 600 H.O. SDI X-RS	2007
SUMMIT 1000 HIGH MARK	2005
SUMMIT 1000 HIGH MARK X	2005
SUMMIT 1000 HIGH MARK X W/151	2006-07
TRACK	
SUMMIT 1000 HIGH MARK X W/162	2006-07
TRACK	
SUMMIT 600 H.O. SDI ADRENALINE	2006-08



TERMS & INDEX

NEW

HELMETS

HELMET ACCESSORIES

APPAREL

ACCESSORIES

TRACKS & SUSPENSION

STEERING

TRANS MISSION

PLOW & WINCH

WIND SHIELDS

BRAKES & CARB.

ENGINE PARTS

ELECTRICAL

TRAILER

CHEMICALS

TECH & TOOLS

P.O.P

STATORS



Replaces : 420-6654-32, 420-6654-33, 420-6654-35

Part No.	Code	Keyword
892-0002	C	16

Model	Year
Ski-Doo™	
EXPEDITION LE/SE 600HO ETEC, REV XU	2011-20
EXPEDITION LE/SE 800R E-TEC	2016-18
EXPEDITION XTREME 800 ETEC	2016-19
FREERIDE 137, 146, 154, 800RE XP	2012-17
GRAND TOURING LE 600HOE XR	2010-17
GSX LE 600HO ETEC XP	2009-15
GSX SE 600HO ETEC	2012-15
GSX SE 800RE XR	2012-13
MXZ ADRENALINE 600HO ETEC	2009-10
MXZ RENEGADE 600 H.O. E-TEC	2009
MXZ RENEGADE X 600 H.O. E-TEC	2009

Model	Year
Ski-Doo™	
MXZ TNT 600HO ETEC XP	2009-17
MXZ TNT 800R ETEC	2011-13
MXZ X 600HO ETEC	2009-17
MXZ X 800R ETEC	2010-17
MXZ XRS 600HO ETEC	2010-15
MXZ XRS 800R ETEC	2011-17
RENEGADE ADRENALINE 600HO ETEC	2010-17
RENEGADE ADRENALINE 800R ETEC	2011-15
RENEGADE BACK COUNTRY 600HO ETEC	2010-17
RENEGADE BACK COUNTRY/X 800RE XP	2011-17
RENEGADE X 600HO ETEC	2010-17
RENEGADE X 800R ETEC	2011-17
RENEGADE XRS 800 ETEC	2015-17
SKANDIC SWT 600HO ETEC	2012-17
SKANDIC WT 600HO ETEC	2011-17
SUMMIT EVEREST 600 H.O. E-TEC	2009-11
SUMMIT EVEREST 800R E-TEC	2011
SUMMIT FREERIDE 800R E-TEC	2011
SUMMIT SP 600HO ETEC	2012-17
SUMMIT SP 800R ETEC	2012-17
SUMMIT X 600 H.O. E-TEC	2009-11
SUMMIT X 800RE XM	2011-17
TUNDRA XTREME 600HOE XP	2011-17



Replaces: 420-8923-70, 420-8923-71, 420-8923-73, 420-8923-74, 420-8923-76, 420-8923-78

Part No.	Code	Keyword
892-0003	B	16

Model	Year
Ski-Doo™	
EXPEDITION 1200 ALL	2010-19
GRAND TOURING/SE 1200 ALL	2010-18
GSX LE/SE 1200 4-TEC ALL	2009-15
MX Z ADRENALINE 1200	2010
MX Z RENEGADE/X 1200	2009
MX Z X/TNT 1200 ALL	2009-18
RENEGADE ADRENALINE 1200 ALL	2010-18
RENEGADE X 1200	2010-18



OEM# 420-8899-04 / 420-8899-07 / 420-8899-08 / 420-8899-09

Part No.	Code	Keyword
892-0004	B	16

Model	Year
Ski-Doo™	
GRAND TOURING SPORT 600	2010-14
GSX LTD 800 PTEK	2008
GSX SPORT (500SS/600 CARB)	2008-10
MXZ 600 RS	2008
MXZ ADRENALINE 800 PTEK	2008-10
MXZ RENEGADE /X 800 PTEK	2008-09
MXZ SPORT 600 CARB	2010-20
MXZ TNT (500SS/600 CARB)	2008-12
MXZ TNT 800 PTEK	2011
MXZ TRAIL 500SS	2008-09
MXZ X 800 PTEK	2008-09
MXZ XRS 800 PTEK	2010
RENEGADE /X 800 PTEK	2010-11
RENEGADE ADRENALINE 800 PTEK	2010-11
RENEGADE BACKCOUNTRY /X 800 PTEK	2010-11
RENEGADE SPORT 600 CARB	2015-20
SUMMIT 50TH ANNIVERSARY	2009
SUMMIT EVEREST (500SS/600 CARB)	2008-11
SUMMIT HILLCLIMB	2009-10
SUMMIT SPORT 600 CARB	2010-20
SUMMIT SPORT 800 PTEK	2012-15
SUMMIT X 800 PTEK	2008-10



REF# 420-8893-67

NOTE : MADE BY OEM FACTORY

Part No.	Code	Keyword
892-0005	B	16

Model	Year
Ski-Doo™	
EXPEDITION SPORT 550F	2011-19
GRAND TOURING SPORT 550F	2011-15
MXZ SPORT 550F	2011-14
MXZ TNT 550F	2011-12
RENEGADE SPORT 550F	2011-14
SKANDIC SWT 550F	2014-20
SKANDIC WT 550F	2012-20
SKANDIC WT/SWT 550F	2008
TUNDRA LT/SPORT 550F	2011-20
TUNDRA STD 550F	2011-12
TUNDRA WT 550F	2014-20



Replaces: 420-8644-20

NOTE : MADE BY OEM FACTORY

Part No.	Code	Keyword
892-0006	B	16

Model	Year
Ski-Doo™	
BACKCOUNTRY 600R ETEC	2019-20
BACKCOUNTRY 850 ETEC	2019-20
EXPEDITION XTREME 850 ETEC	2020
FREERIDE 850 ETEC	2018-20
GRAND TOURING 600R ETEC	2019-20
MXZ 600RS	2018-20
MXZ TNT/BLIZZARD/X-RS 600R ETEC	2019-20
MXZ 850 ETEC (ALL)	2017-20
MXZ X 600 ETEC	2018-20
RENEGADE 850 ETEC (ALL)	2017-20
SUMMIT 850 ETEC (NON TURBO)	2017-20
SUMMIT 850 ETEC TURBO	2020

STATORS



NEW

OEM# 420-6856-35
Also fit UTV, please inquire for detail information

Part No.	Code	Keyword
892-0007	B	16

O.D. (mm)	I.D. (mm)	Hole (mm)	C to C (mm)	Wire L (mm)
114	42	6.7	52	73

Model	Year
Ski-Doo™	
EXPEDITION LE/SE 900 ACE	2015-17
EXPEDITION SWT 900 ACE TURBO	2021-22
GRAND TOURING 600 ACE EU	2013-19
GRAND TOURING 900 ACE SE	2017-21
GRAND TOURING 900 ACE TURBO	2019-21
RENEGADE ENDURO 900 ACE	2017
SKANDIC 600 ACE	2012-17
SKANDIC 600 ACE	2019-21
SKANDIC 900 ACE	2015-17
SKANDIC 900 ACE	2019-22
TUNDRA 600 ACE	2011-22



NEW

OEM# 420-2969-08
Also fit WC, please inquire for detail information

Part No.	Code	Keyword
892-0008	B	16

O.D. (mm)	I.D. (mm)	Hole (mm)	C to C (mm)	Wire L (mm)
104	42	6.7	52	73

Model	Year
Ski-Doo™	
EXPEDITION SPORT 600 ACE	2011-21
EXPEDITION SPORT 900 ACE	2014-16
EXPEDITION SPORT 900 ACE	2018-21
GRAND TOURING 600 ACE	2011-21
GRAND TOURING 900 ACE	2014-22
(EXCLUDE SE & TURBO)	
GSX LE 900ACE	2014-15
MXZ 600 ACE	2011-18
MXZ 900 ACE	2014-18
RENEGADE 600 ACE	2011-21
RENEGADE 900 ACE (EXCL ENDURO)	2015-21
SKANDIC 600 ACE	2018-19
SKANDIC 900 ACE	2018
TUNDRA 600 ACE	2015-19



Replaces: 8CH-85510-01-00 , 8CH-85510-02-00

Part No.	Code	Keyword
893-0000	B	16

Model	Year
Yamaha™	
MOUNTAIN MAX 600	1998,00-01
MOUNTAIN MAX 700	1998-01
SX 600	2000-01
SX 700	2000-01
VENTURE 600	1999-01
VENTURE 700	1998-01
V-MAX 600	1998-99
V-MAX 600 DELUXE	1999-01
V-MAX 700	1998-01
V-MAX 700 DELUXE	1998-99



Replaces : 8ES-81410-00-00, 8ES-81410-01-00, 8GC-81410-00-00, 8GC-81410-10-00
On Models requiring OE Part #8ES-81410-01-00, it may be required to reverse the white and black wires in the 2-wire plug. All other wires are okay

Part No.	Code	Keyword
893-0001	B	16

Model	Year
Yamaha™	
NYTRO / ER	2006-07
PHAZER GT	2011-13
PHAZER MTX	2010-17
PHAZER RTX	2010-17
PHAZER XTX	2016-18

Model	Year
Yamaha™	
RAGE/RAGE GT	2006-07
RS RAGE	2005
RS VECTOR / ER	2005
RS VECTOR	2008
RS VECTOR GT	2008
RS VECTOR LT/LTX GT	2008-09
RS VECTOR MOUNTAIN	2005
RS VECTOR_GT	2009
RS VENTURE	2005-18
RS VIKING PROFESSIONAL	2008-15
VECTOR	2006
VECTOR ER/GT	2006-07
VECTOR MOUNTAIN	2006-07
VENTURE	2007
VENTURE GT	2007
VENTURE LITE	2010-13
VENTURE MULTI PURPOSE	2016-18
VK PRO (VK10AB) - GENERATOR	2011-12
VK PROFESSIONAL	2006-07



Replaces : 8FA-81410-00, 8FP-81410-00, 8FP-81410-01, 8FP-81410-02

Part No.	Code	Keyword
893-0002	B	16

Model	Year
Yamaha™	
APEX ALL EFI L/C	2006-10
RX WARRIOR 1000 CARB L/C	2004-05
RX-1 CARB L/C	2003-05

TERMS & INDEX
NEW
HELMETS
HELMET ACCESSORIES
APPAREL
ACCESSORIES
TRACKS & SUSPENSION
STEERING
TRANS MISSION
PLOW & WINCH
WIND SHIELDS
BRAKES & CARB.
ENGINE PARTS
ELECTRICAL
TRAILER
CHEMICALS
TECH & TOOLS
P.O.P

STATORS



Replaces: 4010297 / 4060222

Part No.	Code	Keyword
894-0001	B	16

Model	Year
Polaris™	
440 IQ	2005
440 PRO X	2001-03
440 PRO XR	2004
440 XC SP	2000
440 XCR SP	1999
500 CLASSIC	2003
500 RMK	2000-02
500 SKS EURO	2002
500 XC	2001-02
500 XC EDGE	2003
500 XC EDGE F/O	2003
500 XC SP	2000-02,07
500 XC SP EDGE	2003-05

Model	Year
Polaris™	
500 XC SP EDGE M-10 F/O	2003
500 XC SP EDGE STOCK B	2006
500 XC SP EDGE X F/O	2003
500 XC SP F/O	2002
500 XC SP M-10 F/O BUILT AFTER 3/1/01	2002
600 CLASSIC	2002-06
600 CLASSIC TOURING	2001-04
600 EDGE TOURING	2005-06
600 HO FUSION F/O	2006
600 HO IQ F/O	2007
600 HO RMK 144 F/O	2006
600 HO SWITCHBACK F/O	2006-07
600 IQ SHIFT/EURO	2009
600 PRO X	2001-04
600 PRO X2	2004
600 RMK	2002-03
600 RMK	2007-08
600 RMK F/O	2004-05
600 SWITCHBACK	2004
600 SWITCHBACK F/O	2005
600 TOURING	2000
600 XC EDGE F/O	2003
600 XC SP / SP EDGE ALL	2000-05
600 CLASSIC EDGE	2001
600 RMK 136	2001
700 CLASSIC	2002-04
700 CLASSIC TOURING	2003-04

Model	Year
Polaris™	
700 EDGE RMK CC BUILT BEFORE 1/01/02	2003
700 EV XC SP EDGE	2001
700 PRO X	2003-04
700 PRO X2	2004
700 RMK (ALL OPTIONS)	2001-05
700 SKS	2002-03
700 SWITCHBACK	2004
700 XC EDGE F/O	2003-04
700 XC SP	2001-02
700 XC SP EDGE (ALL OPTIONS)	2003
700 XC SP F/O	2002
700 XC SP M-10 F/O	2002, 05
800 CLASSIC	2004
800 CLASSIC TOURING	2003-04
800 EDGE TOURING	2005
800 LE	2001
800 PRO X	2003-04
800 PRO X2	2004
800 PRO XR	2004
800 RMK (ALL OPTIONS)	2000-05
800 SKS	2003
800 SWITCHBACK	2004
800 SWITCHBACK F/O	2005
800 XC EDGE F/O/XC SP	2001-05
EURO 500 SKS	2001
IQ SHIFT/EURO	2008



Replaces: 4060213 / 4060187 / 4060140

Part No.	Code	Keyword
894-0002	B	16

Model	Year
Polaris™	
440 XCR	1997
600 RMK	1998-00
600 XC/XC SP	1997-99
600 XC DELUXE	2000
700 CLASSIC	2001
700 RMK	1997-00
700 SKS	1997, 99-01
700 XC/ XC SP	1997-00
700 XC DELUXE	2000



Replaces: 4011449

Part No.	Code	Keyword
894-0003	B	16

Model	Year
Polaris™	
600 CLEANFIRE SWITCHBACK	2007
600 DRAGON SP/ES EURO	2009
600 DRAGON SWITCHBACK ALL OPTIONS	2010
600 HO IQ TOURING CLEANFIRE/EURO	2007
600 HO IQ/LX CLEANFIRE	2007
600 IQ LXT/INTL	2011-15
600 IQ SHIFT/ES/INTL	2010-12
600 IQ TOURING/EURO	2008-10
600 IQ/ES/ES EURO	2008-09
600 RMK 144/155/ES/INTL	2008-11
600 SHIFT 136/ES/INTL	2011
600 SWITCHBACK/DRAGON/ES	2008-11
700 IQ DRAGON/700 IQ	2008
700 CLEANFIRE DRAGON/EURO	2007
700 RMK	2008-10
700 SWITCHBACK/DRAGON SWITCHBACK ALL	2008
800 ASSAULT RMK 146	2009-10
800 DRAGON IQ/ES/INTL ALL OPTIONS	200-10
800 DRAGON RMK 155/163 ALL OPTIONS	2007-10
800 DRAGON SWITCHBACK/ES/INTL ALL	2009-10
800 IQ/ES	2008-10
800 RMK 144/155/ES/INTL	2010
800 RMK SHIFT 144	2009
800 RMK/ES ALL OPTIONS	2009
800 SWITCHBACK/ES	2010



Replaces: 4012939

Part No.	Code	Keyword
894-0004	B	16

Model	Year
Polaris™	
600 PRO RMK 155	2012
600 RMK 144/ES/INTL/155/ES ALL OPTIONS	2012
800 PRO RMK 155/163 ALL OPTIONS	2011-12
800 RMK 155/ES/INTL	2011-12
800 RMK ASSAULT 155 ALL OPTIONS	2011-12
800 RUSH PRO-R ALL OPTIONS	2011-12
800 RUSH/ES	2011-12
800 SWITCHBACK ASSAULT ALL OPTIONS	2011-12
800 SWITCHBACK PRO-R/ES/SC/SP/INTL ALL OPTIONS	2012
800 SWITCHBACK/ES	2012

STATORS



OEM# 4013413 / 4014958

Part No. Code Keyword
894-0006 B 16

Model	Year
Polaris™	
600 AXYS INDY ADVENTURE	2021
600 AXYS INDY XC	2021
600 AXYS PRO RMK 155 ALL	2016-20
600 INDY XC	2019-20
600 INDY XCR	2021
600 INDY/SP/INTL ALL OPTIONS	2013-21
600 PRO RMK 155	2013-15
600 RMK/ES	2014-21
600 RUSH PRO R/ES/INTL	2013-14
600 RUSH PRO S ALL	2015-20
600 RUSH PRO-X INTL	2015-16
600 RUSH XCR/INTL ALL	2017-19
600 RUSH/ES	2013
600 SWITCHBACK ADVENTURE	2013-19
600 SWITCHBACK ASSAULT 144 ALL	2014-20
600 SWITCHBACK PRO R/ES/INTL	2013-14
600 SWITCHBACK PRO X INTL	2015-17
600 SWITCHBACK PRO-S ALL	2015-20
600 SWITCHBACK SP 144	2017-19
600 SWITCHBACK XCR/INTL ALL	2018-21
600 SWITCHBACK/ES	2013-14
600 VOYAGEUR/INTL 144	2014-21
800 AXYS PRO RMK 155/163/174 ALL	2016-20

Model	Year
Polaris™	
800 AXYS RMK ASSAULT 155 ALL	2017-19
800 AXYS SKS 146/155 ALL	2016-20
800 INDY ADVENTURE 137 SC	2020
800 INDY SP/INTL/FO	2014-16
800 INDY XC 129/137	2019-20
800 INDY XCR SC	2020
800 PRO RMK 155/163 ALL OPTIONS	2013-15
800 RMK 155/163 ALL OPTIONS	2014-16
800 RMK ASSAULT 155 ALL	2014-16
800 RUSH PRO R ALL OPTIONS	2013-14
800 RUSH PRO-S ALL	2015-20
800 RUSH PRO-X/PRO-X SC	2015-18
800 RUSH XCR/INTL ALL	2017-18
800 RUSH/ES	2013
800 SWITCHBACK ADVENTURE/INTL	2014-20
800 SWITCHBACK ASSAULT 144 ALL	2014-20
800 SWITCHBACK PRO R/ES/INT/LE ALL OPTIONS	2013-14
800 SWITCHBACK PRO-S ALL	2015-20
800 SWITCHBACK PRO-X/PRO-X SC	2015-18
800 SWITCHBACK XCR/INTL ALL	2018, 20
800 SWITCHBACK/ES	2013-14



OEM# 4017454

Part No. Code Keyword
894-0007 C 16

O.D. (mm)	I.D. (mm)	Hole (mm)	C to C (mm)	Wire L (mm)
119	54	6.6	64	57/58.5

Model	Year
Polaris™	
650 MATRYX INDY VR1	2021
650 MATRYX INDY XC	2021
650 MATRYX SWITCHBACK ASSAULT	2021
850 AXYS INDY XC	2021
850 AXYS PRO RMK 155/163/174	2019-21
850 AXYS SKS	2019-20
850 AXYS SWITCHBACK	2021
850 INDY	2019-20
850 INDY ADVENTURE	2020-21
850 INDY XCR	2020-21
850 MATRYX INDY VR1	2021
850 MATRYX INDY XC	2021
850 PRO-RMK	2019
850 RMK KHAOS	2020-21
850 RUSH PRO-S	2019-21
850 RUSH XCR	2019-21
850 SKS	2019-21
850 SWITCHBACK ASSAULT	2019-20
850 SWITCHBACK PRO-S	2019-21
850 SWITCHBACK XCR	2019-21

PICK UP COIL



Part No. Code Keyword
891-0101 B 16

OEM# 0902-005 / 3007-317

Model	Year
Arctic Cat™	
BLAST 4000 LT	2021
BLAST 4000 ZR	2021
CF1000 /SNO PRO	2009
CF8 /SNO PRO	2009-11
CFR1000 /LE	2009-11
CFR8 /LE	2009-11
CROSSFIRE 1000	2007-08
CROSSFIRE 800	2007-08
F 800 SNO PRO/LXR	2012-13
F1000 (ALL)	2007-09
F8 LXR/SNO PRO	2007-11
M 6000 141/153 ALL	2014-18
M 6000 ALPHA ONE ES 154	2019-20
M 6000 SE ES 141/153	2019
M 800 SNO PRO/LTD	2012-13
M 8000 (ALL)	2014-17
M 8000 ALPHA ONE ES 154	2019-20

Model	Year
Arctic Cat™	
M 8000 HARDCORE ALPHA ONE	2020-21
M 8000 MOUNTAIN CAT ALPHA ONE	2020-21
M1000 (ALL)	2007-11
M8 (ALL)	2007-11
NORSEMAN 6000 ALL	2019
NORSEMAN 6000 ES	2018
NORSEMAN 8000 X	2019-21
PANTERA 6000 ES	2018-19
RIOT 6000 ES 146	2020-21
RIOT X 8000 ES 146	2020-21
XF 6000 137/141 ALL	2015-19
XF 800 SNO PRO/LXR	2012-13
XF 8000 (ALL)	2014-19
ZR 6000 ALL	2014-18
ZR 6000 ES 129/137 ALL	2019-21
ZR 8000 (ALL)	2014-17
ZR 8000 ES 129/137 ALL	2018-21



TERMS & INDEX

NEW

HELMETS

HELMET ACCESSORIES

APPAREL

ACCESSORIES

TRACKS & SUSPENSION

STEERING

TRANS MISSION

PLOW & WINCH

WIND SHIELDS

BRAKES & CARB.

ENGINE PARTS

ELECTRICAL

TRAILER

CHEMICALS

TECH & TOOLS

P.O.P



PICK UP COIL



Part No.	Code	Keyword
891-0102	B	16

OEM# 0902-006 / 3007-318

Fits 891-0002 & 891-0006 Stator

Model	Year
Arctic Cat™	
Fits 891-0002 Stator	
CF1000 /SNO PRO	2009
CF8 /SNO PRO	2009-11
CFR1000 /LE	2009-11
CFR8 /LE	2009-11

ROTAX ELECTRONIC REVERSE FOR RER ENGINES



Part No.	Code	Keyword
892-0100	B	16

OEM# 410-922-948

Hole: 6.4Mmm.PCD 36mm.Wire

Length: 49cm.

1 Connector / 4 Wire

Model	Year
Ski-Doo™	
GRAND TOURING 500/600/700	2003
GSX 500SS, SPORT	2004-07
GSX 600 HO	2004-05
GSX 800 HO	2004-07

Model	Year
Arctic Cat™	
CROSSFIRE 1000	2007-08
CROSSFIRE 800	2007-08
F 800 SNO PRO/LXR	2012-13
F1000 (ALL)	2007-09
F8 LXR/SNO PRO	2007-11
M 800 SNO PRO/LTD	2012-13
M 8000 (ALL)	2014-17
M1000 (ALL)	2007-11
M8 (ALL)	2007-11
XF 800 SNO PRO/LXR	2012-13
XF 8000 HIGH COUNTRY (ALL)	2014-17
ZR 8000 (ALL)	2014-17

Model	Year
Fits 891-0006 Stator	
BLAST 4000 LT	2021
BLAST 4000 ZR	2021
M 6000 141/153 ALL	2014-19
M 6000 ALPHA ONE ES 154	2019-20
M 8000 HARDCORE 153/162	2019
M 8000 HARDCORE ALPHA ONE ES	2019-21
154/165	

Model	Year
Ski-Doo™	
GTX 500SS, SPORT	2005-08
GTX 600 HO	2005
GTX 800 HO	2006
GTX LTD 800 HO PTEK	2007
LEGEND 500 SS	2004
LEGEND 700	2004
MX Z 500/600/600 HO/700/800	2003
MX Z 500SS TRAIL & ADRENALINE	2004-07
MX Z 600 HO ADRENALINE	2006-07
MX Z 600 HO RENEGADE/RENEGADE X	2004
MX Z 600 HO RENEGADE	2005
MX Z 600 HO TRAIL & ADRENALINE & X	2004-05
MX Z 800 HO ADRENALINE & X	2004-07
MX Z 800 HO PTEK Blizzard	2007
MX Z 800 HO RENEGADE & RENEGADE X	2004-06
MX Z 800R PTEK ADRENALINE	2009-10
MX Z 800R PTEK RENEGADE	2009
MX Z 800R PTEK TNT	2011
MX Z X 800 HO PTEK, RENEGADE	2007, 09
MX Z X 800R PTEK	2009

Model	Year
Arctic Cat™	
Fits 891-0006 Stator	
M 8000 MOUNTAIN CAT 153/162 ALL	2018-19
M 8000 MOUNTAIN CAT ALPHA ONE	2019-21
154/165	
NORSEMAN 6000 ALL	2018-19
NORSEMAN 8000 X	2019-21
PANTERA 6000 ES	2018-19
RIOT 6000 ES 146	2020-21
RIOT X 8000 ES 146	2021
XF 6000 137/141 ALL	2015-19
XF 8000 CROSS COUNTRY LTD ES 137	2018-19
XF 8000 CROSSTREK ES 137	2018
XF 8000 HIGH COUNTRY 141/153	2018-19
ZR 6000 ALL	2014-18
ZR 6000 ES 129/137 ALL	2019-21
ZR 8000 ES 129/137 ALL	2018-21

Model	Year
Ski-Doo™	
MX Z X 800R PTEK. RENEGADE	2009
MX Z REV 600HO/800/007 SPECIAL ED.	2003
MX Z XRS 800 HO PTEK	2007, 10
RENEGADE 800R ADRENALINE	2010-11
RENEGADE 800R BACKCOUNTRY & X	2010-11
SKANDIC WT 600	2008-10
SUMMIT 50TH ANNIVERSARY	2009
SUMMIT 600 HO	2004-05
SUMMIT 600 HO/700/800 HO	2003
SUMMIT 800 HO, ADRENALINE & X	2004-06
SUMMIT ADRENALINE 800R	2007
SUMMIT EVEREST 800R PTEK	2009-11
SUMMIT HILL CLIMB ED.	2009-10
SUMMIT SPORT 800R PTEK	2012-16
SUMMIT X 800 HO	2003
SUMMIT X	2007
SUMMIT X 800R PTEK	2009-12
SUMMIT XRS	2007



Part No.	Code	Keyword
892-0101	B	16

OEM# 410-9229-63 / 420-9668-35

Fits 891-0001 Stator

Model	Year
Ski-Doo™	
EXPEDITION /TUV 600 HO SDI	2005-10
GSX /LTD/SPORT/TOURING 600	2004-08
GTX LTD/SPORT 600 HO SDI	2006-08
MXZ 600 HO SDI (ALL)	2004-08
SUMMIT ADRENALINE 600 HO SDI	2006-08



Part No.	Code	Keyword
892-0102	B	16

REF# 420-6651-62 / 420-6651-63 /420-9665-47
420-9665-48

Made by OEM Factory

REVERSE

Model	Year
Ski-Doo™	
EXPEDITION SPORT 550F	2011-20
GRAND TOURING SPORT 550F	2011-15
MXZ SPORT 550F	2011-14
MXZ TNT 550F	2011-12
RENEGADE SPORT 550F	2011-14
SKANDIC SWT 550F	2014-19
SKANDIC WT 550F	2012-20
SKANDIC WT/SWT 550F	2008
TUNDRA 550F ALL	2011-20



Part No.	Code	Keyword
892-0103	B	16

REF# 420-6651-61

Made by OEM Factory

FORWARD

Model	Year
Ski-Doo™	
EXPEDITION SPORT 550F	2011-20
GRAND TOURING SPORT 550F	2011-15
MXZ SPORT 550F	2011-14
MXZ TNT 550F	2011-12
RENEGADE SPORT 550F	2011-14
SKANDIC SWT 550F	2014-19
SKANDIC WT 550F	2012-20
SKANDIC WT/SWT 550F	2008
TUNDRA 550F ALL	2011-20





CODE = C

KEYWORD = 16B

POWERSPORT BULB SERIES



ODX provides high-performance aftermarket lighting solutions for the motor vehicle industry and aftermarket consumers. Designed to give motor vehicle drivers the utmost quality and performance in any condition

SPARK SERIES *SPARK*

ENHANCED VISIBILITY | WARRANTY AS LONG AS YOU OWN YOUR VEHICLE | BUILT TO LAST OVER 30 000 HRS.

SPARK bulbs are perfect for replacing your original bulbs and help convert your vehicle to LED in a simple and affordable way. They are the same size as your original bulbs, without fan or ballast, and can be installed everywhere.

Their power of 1250 lumens each will surprise you because of their small size. Thanks to this ultra-white light, and its wide beam identical to higher-level bulbs, you will be able to see better and further, without complex or expensive conversion. You will be impressed by the contrast of the colors; you may ride safely knowing that you will also be more visible

PRODUCT FEATURES

- **VERSATILITY:** Easy to install in low beam, high beam or fog lamps. All types of vehicles, whether it is passenger vehicles, commercial trucks, all-terrain vehicles, motorcycles, snowmobiles, etc.
- **INSTALLATION:** Easy, no adjustment needed.
- **WARRANTY:** Guaranteed as long as you own your vehicle.
- **DESIGN:** Entirely designed in aerospace grade aluminum.
- **POWER:** Up to 2 times more powerful than the original halogen bulbs.
- **RELIABILITY:** Normal service life exceeding 30000 hours. 100% waterproof, resistant to mud, snow, shocks, vibration and dust. Can tolerate weather conditions from -40c up to + 80c.
- **COLOUR:** Cold white is 6500K.
- **PEACE OF MIND:** Project a horizontal light beam on the road and when installed correctly, they will not bother drivers in the opposite direction.
- **COMPATIBLE WITH:** H1, H3, H4, H7, H8, H9, H10, H11, H11B, H13, H16, 9004, 9005, 9006, 9007, 9012, 880, PSX24, PSX26.



SPARK SERIES LINE UP

FOR SNOWMOBILES EQUIPPED WITH BATTERIES ONLY - COMPATIBLE WITH DC VOLTAGE



SINGLE PACKS

Part No.	Type	Part No.	Type
860-5000	880	860-5007	H11
860-5001	881	860-5008	H16
860-5002	9005	860-5009	H3
860-5003	9006	860-5010	H4
860-5004	9012	860-5011	H7
860-5005	H1	860-5012	H8/H9
860-5006	H10	860-5013	PSX24



DUAL PACKS

Part No.	Type	Part No.	Type
860-5020	880	860-5027	H11
860-5021	881	860-5028	H16
860-5022	9005	860-5029	H3
860-5023	9006	860-5030	H4
860-5024	9012	860-5031	H7
860-5025	H1	860-5032	H8
860-5026	H10	860-5033	PSX24



FOR APPLICATIONS
PLEASE VISIT ODX.CA



CODE = C

KEYWORD = 16B

POWERSPORT BULB SERIES



Li3 SERIES 3000 LUMENS

The ODX high-performance Li3 LED bulb is the most versatile and smart LED in our series. It can be installed in every location (low beam, high beam, fog light) and it is designed with a built-in ballast and without any moveable parts. It is comparable to 3000 lumens per bulb. Because of its fanless and no ballast design, it can be submerged in water, mud or snow. For these reasons, it's the most recommended product for ATV, Side by side and Snowmobile. Our Li3 series is covered by our lifetime warranty .

PRODUCT FEATURES

- **VERSATILITY:** Easy to install in low beam, high beam or fog lamps. All types of vehicles and all-terrain vehicles
- **NO EXTERNAL DRIVER:** The LED driver is internal on our Li3 LED bulb as there is no other piece attached on the wire. The heat generated by the LED Chips is dissipated in the aluminium base. The Li3 LED kit does not have any moving parts to reduce the risk of failure.
- **FLEXIBILITY:** The small size of our Li3 bulb makes it very convenient for any customer looking to replace the bulb in their powersports vehicle.
- **INSTALLATION:** Installs without any modifications. The LED bulb is adjustable 360 degrees to allow the light beam to aim horizontally and create a strong projecting light beam pattern.
- **INSTANT IGNITION:** The ignition of the chip is immediate once turned on so there is no need to warm them up as contrary to HID.
- **WARRANTY:** Li3 LED product is warranty as long as you own your vehicle. They are built to last over 30 000 hours.
- **DESIGN:** Entirely designed in aerospace grade aluminum.
- **POWER:** Comparable to 3000 lumens per bulb.
- **RELIABILITY:** 100% waterproof, resistant to mud, snow, shocks, vibration and dust. Can tolerate weather conditions from -40c up to + 80c.
- **COLOUR:** Cold white / 6500K.
- **PEACE OF MIND:** Project a horizontal light beam on the road and when installed correctly, they will not bother drivers in the opposite direction.
- **COMPATIBLE WITH:** H1, H3, H4, H7, H8, H9, H10, H11, H11B, H13, H16, 9004, 9005, 9006, 9007, 9012, 880, PSX24



NEW

Li3 SERIES LINE UP

FOR SNOWMOBILES EQUIPPED WITH BATTERIES ONLY - COMPATIBLE WITH DC VOLTAGE



SINGLE PACKS

Part No.	Type
860-5040	880
860-5041	9004
860-5042	9005
860-5043	9006
860-5044	9007
860-5045	9012
860-5046	H1
860-5047	H11

Part No.	Type
860-5048	H11B
860-5049	H13
860-5050	H16
860-5051	H3
860-5052	H4
860-5053	H7
860-5054	PSX24



FOR APPLICATIONS
PLEASE VISIT ODX.CA



S6 SERIES

6000 LUMENS

The S6 LED bulb is the most powerful in our range. Without any external ballast, it can be installed almost everywhere, even in the most restricted areas. Motorcycle owners greatly appreciate this LED bulb for its very intense lighting, its small size, its internal ballast and its light beam directed on the road while not blinding other drivers. It is comparable to 6000 lumens per bulb. Its double ball-bearing fan is very efficient for cooling, which increases the power of the chips and longevity considerably. Our LED assemblies project a ultra-white light with a wider spectrum than the original bulbs. The contrast of colors will impress you and increase your degree of safety on the road.

PRODUCT FEATURES

- **VERSATILITY:** Easy to install in low beam or high beam of any bikes or powersport vehicle as it's a plug n play operation
 - **NO EXTERNAL DRIVER:** The LED ballast is built inside our S6 LED bulb as there is no other piece attached on the wire. The high-quality thermoformed plastic connectors are securely attached to the wire and will not break apart. The heat generated by the LED Chips is dissipated by the double bearing fan at his base.
 - **FLEXIBILITY:** The small size of our S6 bulb make it very convenient for any customer looking to replace the bulb in his bike. You don't have to zip tie any ballast on the fairing, it's built-in !
 - **INSTALLATION:** Install without any modifications. The LED bulb is adjustable 360 degrees to allow the light beam to aim horizontally and create a strong projecting light beam pattern.
 - **INSTANT IGNITION:** The ignition of the chip is immediate once turned on so there is no need to warm them up it as the HID.
 - **WARRANTY:** S6 LED bulb are warranty as long as you own your vehicle. They are built to last over 30 000 hours.
 - **DESIGN:** Comparable to 6000 lumens each bulb.
 - **POWER:** Comparable to 3000 lumens per bulb.
- **RELIABILITY:** 100% waterproof, resistant to shocks, vibration and dust. Can tolerate weather conditions from -40c up to + 80c. NOT Recommended in fog light or ATV where mud or snow could cumulate and hit the fan which would result in product failure.
 - **COLOUR:** Cold white / 6500K.
 - **PEACE OF MIND:** Project a horizontal light beam on the road and when installed correctly, they will not bother drivers in the opposite direction.
 - **COMPATIBLE WITH:** H1, H3, H4, H7, H8, H9, H10, H11, H11B, H13, H16, 9004, 9005, 9006, 9007, 9012, 880



S6 PRODUCT LINE UP

COMPATIBLE WITH DC VOLTAGE ONLY



SINGLE PACKS

Part No.	Type	Part No.	Type
860-5060	880	860-5066	H1
860-5061	9004	860-5067	H11
860-5062	9005	860-5068	H13
860-5063	9006	860-5069	H3
860-5064	9007	860-5070	H4
860-5065	9012	860-5071	H7



**FOR APPLICATIONS
PLEASE VISIT ODX.CA**



SEALED BEAM

The SAE / DOT compliant ODX LED Seal Beam conversion are a direct fit, plug and play headlight replacement for your Harley Davidson, V-Star, classic car or jeep with a modern 6500 Kelvin white look. Without fan or ballast, our LED assemblies project an ultra-white light and wider spectrum than the original bulbs. The color contrast is impressive and increases your driving safety.

PRODUCT FEATURES

- **VERSATILITY:** Easy to install. All types of vehicles, whether it is passenger vehicles, commercial trucks, Jeep, classic car, motorcycles, etc.
- **INSTALLATION:** Install without modifications for optimization of the light beam.
- **WARRANTY:** Guaranteed as long as you own your vehicle.
- **DESIGN:** Entirely designed in aerospace grade aluminum.
- **POWER:** Up to 3 times more powerful than the original headlight.
- **RELIABILITY:** Normal service life exceeding 30000 hours. 100% waterproof, resistant to mud, snow, shocks, vibration and dust. Can tolerate weather conditions from -40°C up to + 80°C.
- **COLOUR:** 6500K + protective self-adhesive films (included) allowing you to protect your headlights from road hazards.
- **PEACE OF MIND:** Project a horizontal light beam on the road and will not bother drivers in the opposite direction.



Part No.	Description
860-5140	LED 7" Round Sealed Beam

MINI BULBS

DYNAMITE

- Superior brightness with 800 lumens each
- Robust Aluminum Construction
- 360° LED chips
- Sold In Pairs

Part No.	Type	Colour	Part No.	Type	Colour
860-5080	1156	Amber	860-5095	3157	White
860-5081	1156	Red Strobe	860-5096	7440	Amber
860-5082	1156	Red	860-5097	7440	Red Strobe
860-5083	1156	White	860-5098	7440	Red
860-5084	1157	Amber	860-5099	7440	White
860-5085	1157	Red Strobe	860-5100	7443	Amber
860-5086	1157	Red	860-5101	7443	Red Strobe
860-5087	1157	White	860-5102	7443	Red
860-5088	3156	Amber	860-5103	7443	White
860-5089	3156	Red Strobe	860-5104	921	White
860-5090	3156	Red	860-5105	FT31	White
860-5091	3156	White	860-5106	FT36	White
860-5092	3157	Amber	860-5107	FT39	White
860-5093	3157	Red Strobe	860-5108	FT42	White
860-5094	3157	Red	860-5109	T10	White



T10

- Operating Life : 30,000 HRS
- Operating Voltage : DC 9-32V
- Warranty : Limited Lifetime Warranty
- Sold In Pairs

Part No.	Type
860-5120	T10/921
860-5121	T10-Micro
860-5122	T10/194



SWITCHBACK

- Allows fully white lighting at the front of the vehicle at all times.
- Orange LED chips activate with turn signals.
- Returns to white when the turn signals are turned off.
- Operating Life : 30,000 HRS
- Operating Voltage : DC 9-32V
- Warranty : Limited Lifetime Warranty
- Sold In Pairs

Part No.	Type
860-5130	1157
860-5131	3157
860-5132	7443



CODE = C

KEYWORD = 16B

POWERSPORT BULB SERIES



TERMS & INDEX

NEW

HELMETS

HELMET ACCESSORIES

APPAREL

ACCESSORIES

TRACKS & SUSPENSION

STEERING

TRANS MISSION

PLOW & WINCH

WIND SHIELDS

BRAKES & CARB.

ENGINE PARTS

ELECTRICAL

TRAILER

CHEMICALS

TECH & TOOLS

P.O.P

ACCESSORIES

SMART DECODER H4



The smart decoder is used when the vehicle's computer performs a verification of the original bulbs to inform the driver of the fault using a display in the dashboard of the vehicle. The smart decoder also allows a "pulsed" current (as shown in the diagram to the left), frequently encountered in American vehicles such as Ram and JEEP, much like the DRL decoder, to provide a steady current coming from the car computer to the LED bulb.

WHY USE AN INTELLIGENT DECODER AND IN WHAT SITUATIONS

- Allows control of the manufacturer's anomaly detectors.
- Allows to stabilize power from car's computer to the LED bulb.
- Stabilizes the output voltage to +/- 2%. With identical connectors to those used by manufacturers which allows quick and easy installation.
- Operating capacity of 8-24v dc. In a robust water-resistant box superior to ip68 standards.



- Material: Aluminum
- Operating Voltage: DC 9-32V

Part No.	Description
860-5149	Smart Decoder H4

IN WHICH CASE A DRL DECODER WILL NOT BE THE SOLUTION FOR YOUR PROBLEM

In some American vehicles (Cherokee, 300, Charger) and some Mercedes that have a greater sensitivity to the variances of the bulb charge than the majority of manufacturers. If the original bulb has 55w and your ODX LED bulb has 30w, a 25w loss is perceived by the computer, which will turn on a burnt bulb signal on the dashboard. In some cases, such as the American models, the light circuit may shut down after a few days during an automatic test. Despite the fact that the Intelligent ODX decoder adds 5w to the circuit for a total of 35w and works in most cases, the vehicles listed above are more sensitive because there is still too much of a difference. In this very specific case, you will have to use the relays with capacitor with the Add-a-circuit option and our 55w resistor sets from ODX.

RESISTORS

- Material: Aluminum
- Operating Voltage: DC 9-32V
- Warranty : One Year
- Sold In Pairs



Part No.	Wattage - Type
860-5150	50W - 880
860-5151	50W - 9004
860-5152	50W - 9005
860-5153	50W - 9007
860-5154	50W - H1/H3
860-5155	50W - H13
860-5156	50W - H16
860-5157	50W - H4
860-5158	50W - H7
860-5159	50W - H8

UNIVERSAL RESISTORS

- Material: Aluminum
- Operating Voltage: DC 9-32V
- Warranty : One Year
- Sold In Pairs



Part No.	Wattage - ohms
860-5160	10W - 10 OHMS
860-5161	10W - 39 OHMS
860-5162	25W - 25 OHMS
860-5163	25W - 8 OHMS
860-5164	35W - 120HMS
860-5165	50W - 60HMS
860-5166	50W - 80HMS
860-5167	75W - 40HMS

RELAY HARNESS



- Material: Plastic
- Warranty : One Year

Part No.	Description
860-5145	Relay Harness 9005
860-5146	Relay Harness H11
860-5147	Relay Harness H13
860-5148	Relay Harness H4

BRACKETS

- Material: Plastic
- Warranty : One Year



Part No.	Description
860-5141	BRP Ryker
860-5142	For Kawasaki + Honda w/H7 Bulb

PROTECTIVE CAPS

- Material: Metal, Rubber
- Warranty : One Year



Part No.	Description
860-5143	Protective Caps 105mm
860-5144	Protective Caps 83mm

ODX LIFETIME LIMITED WARRANTY

All ODX Lighting products are covered by a lifetime limited warranty program. DDS Inc warrants qualifying ODX products against defects material and workmanship when used on private passenger cars, motorcycle, trucks, ATV, UTV and light truck under normal operating conditions for as long as such original purchaser owns the vehicle on which they were originally installed. The defective parts will be replaced if it fails under non-commercial operations.

DDS Inc obligation under this warranty is limited to replacement of the defective product in accordance with this warranty. Cost of removal and installation are not included, and any incidental and consequential damages are excluded under this warranty, regardless of when the failure occurs. This warranty has no cash value. This warranty does not apply to products which have been modified, improperly applied, normal wear or to damage resulting from abnormal use, misuse, abuse, neglect or accident or installed on vehicles used for commercial or racing purposes.

If the product is discontinued, ODX reserve the right to replace the defective product with the same lumens rating or higher from a new generation product, in this specific case, ODX might replace both bulbs to the customer.

Always claim the specific defective bulb, not the pair. We will only send you one replacement bulb. If a very uncommon case where both bulbs are burnt out, claim them separately as individual bulbs and not a pair.

HEADLIGHT BULBS

CODE = B KEYWORD = 16B



880

Make	OEM	Base	Watts	Standard (Clear)	Yellow	Blue	Xenon White	LED
Arctic Cat™	0409-045	PG13	27w	860-1216	-	-	-	-



881

Make	OEM	Base	Watts	Standard (Clear)	Yellow	Blue	Xenon White	LED
Arctic Cat™	0409-055	PGJ13	27w	860-1217	-	-	-	-



885

Make	OEM	Base	Watts	Standard (Clear)	Yellow	Blue	Xenon White	LED
Arctic Cat™	0609-251	PG13	50w	860-2326	-	860-2228	860-2329	-



894

Make	OEM	Base	Watts	Standard (Clear)	Yellow	Blue	Xenon White	LED
Arctic Cat™	0609-252	PGJ13	37.5w	860-2215	-	-	-	-
Polaris™	4030046							
	4030048							
Yamaha™	8JM-H4314-00-00							



9004 / HB1

Make	OEM	Base	Watts	Standard (Clear)	Yellow	Blue	Xenon White	LED
Arctic Cat™	0609-155	P29T	65/45W	860-2331	-	-	-	-
			100/55w	-	860-2322	860-2321	860-2330	-
			100/80w	860-2214	860-2324	-	-	-



9005 / HB3

Make	OEM	Base	Watts	Standard (Clear)	Yellow	Blue	Xenon White	LED
BRP™	415129249	P20D	65w	860-1224	-	-	-	-



9006 / HB4

Make	OEM	Base	Watts	Standard (Clear)	Yellow	Blue	Xenon White	LED
		P22D	55w	860-1225	-	-	-	-





H1

Make	OEM	Base	Watts	Standard (Clear)	Yellow	Blue	Xenon White	LED
		P14.5S	55w	860-1218	-	-	-	-



H3

Make	OEM	Base	Watts	Standard (Clear)	Yellow	Blue	Xenon White	LED
		PK22S	55w	860-1219	-	-	-	-



H4

Make	OEM	Base	Watts	Standard (Clear)	Yellow	Blue	Xenon White	LED
Arctic Cat™	0609-129	P43T	60/55w	860-2207	860-2335	860-2334	860-2336	860-1000
	0109-724		100/55w	860-2209	-	-	-	860-1000
	0609-956		100/80w	-	860-2307	860-2302	860-2337	860-1000
BRP™	219800269		100/85w	860-2208	-	-	-	860-1000
	410502700		110/55w	-	-	-	860-2338	860-1000
	410503700							
	410504401							
	515176274							
Honda™	34901-MC7-601AH							
	34901-MC7-602							
Polaris™	2870448							
	4011524							
	4030026							
Yamaha™	8V0-84314-10-00							
	2F9-84314-00-00							
	5V2-84314-00-XX							
	86M-84314-00-00							
	8FP-84314-00-00							
	8G9-84314-00-00							
	8G9-84314-01-00							
	8JP-H4314-00-00							
	8JR-H4314-00-00							
	8ML-H4314-00-00							

See Page 1019 for more LED details



H6M

Make	OEM	Base	Watts	Standard (Clear)	Yellow	Blue	Xenon White	LED
Honda™	34901-GT4-003	P15D-25-1	30/30w	860-1223	-	-	-	-
Kawasaki™	92069-1080							
Suzuki™	09471-12168							
Yamaha™	4KB-84314-00-00							
	4KB-84314-01-00							



H7

Make	OEM	Base	Watts	Standard (Clear)	Yellow	Blue	Xenon White	LED
		PX26D	55w	-	-	-	860-2400	-
			100w	-	-	-	860-2401	-



H9

Make	OEM	Base	Watts	Standard (Clear)	Yellow	Blue	Xenon White	LED
		PGJ19-5	65w	860-1220	-	-	-	-



HEADLIGHT BULBS

CODE = B

KEYWORD = 16B



H11

Make	OEM	Base	Watts	Standard (Clear)	Yellow	Blue	Xenon White	LED
Arctic Cat™	0609-782	PGJ19-5	55w	860-1221	-	-	-	-
BRP™	715900141							



H13

Make	OEM	Base	Watts	Standard (Clear)	Yellow	Blue	Xenon White	LED
Arctic Cat™	0409-182	P46.4T	60/55W	860-1222	-	-	-	860-1001
BRP™	415130081							
Honda™	34901-HL4-A01							
Kawasaki™	92069-0082							
	92069-0105							
Polaris™	4012279							

****See Page 1019 for more LED details****



HS1

Make	OEM	Base	Watts	Standard (Clear)	Yellow	Blue	Xenon White	LED
Arctic Cat™	0409-096	PX43T	35/35w	860-1226	-	-	-	-
	0609-991							
	3303-846							
	3323-025							
BRP™	710000871							
Kawasaki™	92069-0039							
Polaris™	4011379							
	4011603							
Suzuki™	09471-12101							
Yamaha™	28P-84314-00-00							
	3B4-84314-00-00							



TYPE BT (2 CONTACT)

Make	OEM	Base	Watts	Standard (Clear)	Yellow	Blue	Xenon White	LED
BRP™	410502800	P45T	60/55w	860-2210	-	-	-	-
	410502900		100/85w	860-2212	-	-	-	-
	410503500							
	410503600							
	410503800							



TYPE B (2 CONTACT)

Make	OEM	Base	Watts	Standard (Clear)	Yellow	Blue	Xenon White	LED
BRP™	410501200	BA200	35/35w	860-1208	-	-	-	-
	410501900		60/60w	860-1211	-	-	-	-
	410502000							
	410502500							



*** Priced Each. Sold in pack of 10.***

TYPE BT (2 CONTACT)

Make	OEM	Base	Watts	Standard (Clear)	Yellow	Blue	Xenon White	LED
BRP™	410502800	P45T	45/45w	860-1210	-	-	-	-
	410502900		60/60w	860-1212	-	-	-	-
	410503500							
	410503600							
	410503800							



*** Priced Each. Sold in pack of 10.***

TYPE S (2 CONTACT)

Make	OEM	Base	Watts	Standard (Clear)	Yellow	Blue	Xenon White	LED
Boa-Ski™	S-00-13-081	P36T	60/60w	860-1206	-	-	-	-
Ski-Roule™	3082 X 9099							
Yamaha™	838-84313-00-00							

*** Priced Each. Sold in pack of 10.***



TYPE ST

Make	OEM	Base	Watts	Standard (Clear)	Yellow	Blue	Xenon White	LED
Arctic Cat	0109-735	P43T	60/60w	860-1207	-	-	-	-
BRP	410503700							
John-Deere	AM53887							
Kawasaki™/Sno-Jet™	040630							
	040517							
	92069-3501							
Polaris™	4030028							
Ski-Roule™	6082 Z 9099							
Yamaha™	8A7-84314-00-00							
	8A7-84314-00-XX							

May be upgraded to H4 in certain applications.

*** Priced Each. Sold in pack of 10.***



LED HEADLIGHTS

H4

Make	OEM	Base	Watts	LED
Arctic Cat™	0609-129	P43T	24w	860-1000
	0109-724			
	0609-956			
BRP™	219800269			
	410502700			
	410503700			
	410504401			
	515176274			
Honda™	34901-MC7-601AH			
	34901-MC7-602			
Polaris™	2870448			
	4011524			
	4030026			
Yamaha™	8V0-84314-10-00			
	2F9-84314-00-00			
	5V2-84314-00-XX			
	86M-84314-00-00			
	8FP-84314-00-00			
	8G9-84314-00-00			
	8G9-84314-01-00			
	8JP-H4314-00-00			
	8JR-H4314-00-00			
	8ML-H4314-00-00			



Features:

- Lumens: 1280LM (Low Beam) 1540LM (High Beam)
- Color Temperature: 6500K
- Includes 2 Sticker Films: Blue: 8000K Light Blue, Yellow: 3000K Warm White
- Body Material: Aluminium

H13

Make	OEM	Base	Watts	LED
Arctic Cat™	0409-182	P46.4T	24w	860-1001
BRP™	415130081			
Honda™	34901-HL4-A01			
Kawasaki™	92069-0082			
	92069-0105			
Polaris™	4012279			



Features:

- Lumens: 1280LM (Low Beam) 1540LM (High Beam)
- Color Temperature: 6500K
- Includes 2 Sticker Films: Blue: 8000K Light Blue, Yellow: 3000K Warm White
- Body Material: Aluminium

BRAKE, TAIL LIGHT, INSTRUMENTS, MISC BULBS



CODE = B

KEYWORD = 16B

1156

Type	Base	Watts	Standard (Clear)	LED
P21W	BAY15S	21w	860-1119	-

*** Priced Each. Sold in pack of 10.***



1157

Type	Base	Watts	Standard (Clear)	LED
P21/5W	BAY15D	21/5w	860-1213	860-1011

*** Priced Each. Sold in pack of 10.***



1157R

Type	Base	Watts	Red	LED
P21/5W	BAY15D	21/5w	860-2220	-

*** Priced Each. Sold in pack of 10.***



5007

Type	Base	Watts	Standard (Clear)	LED
R5W	BA15S	5w	860-1115	-

*** Priced Each. Sold in pack of 10.***



5008

Type	Base	Watts	Standard (Clear)	LED
R10W	BA15S	18w	860-1116	-

*** Priced Each. Sold in pack of 10.***



90

Type	Base	Watts	Standard (Clear)	LED
GE90	BA15D	7w	860-1114	-

*** Priced Each. Sold in pack of 10.***



WEDGE TYPE BULBS

Trade #	Type	Base	Watts	Standard (Clear)	LED
2821	W3W	T10 Wedge	3w	-	860-1012
194		T10 Wedge	3.8w	860-1300	860-1012
2825	W5W	T10 Wedge	5w	860-1117	860-1012
921	W16W	T15 Wedge	18w	860-1118	-


*** Priced Each. Sold in pack of 10.***



UNIVERSAL

1 Contact No. W889

Part No.	Code	Keyword
860-1113	A	16



BULB HOLDER

ARCTIC CAT™

Part No. Code Keyword
861-1000 B 16

Arctic Cat # 011-5285



TERMS &
INDEX

NEW

HELMETS

HEADLAMPS



Part No. Code Keyword
872-2004 B 16

OEM# 410-6068-00

Model	Year
Moto-Ski™	
FUTURA (ALL)	1976-82
GRAND PRIX SP, SUPER SONIC, XC	1979-81
MIRAGE 340	1979
MIRAGE I, II, SP	1980-83
MIRAGE III	1985
NUVIK (ALL)	1975-79
SONIC	1982
SONIC L/C	1984-85
SPIRIT 250	1979-83
ULTRA SONIC	1980-82
Ski-Doo™	
ALPINE, II	1979-95
BLIZZARD (ALL)	1979-84
CITATION (ALL), SAFARI 377, 503	1988-91
CHEYENNE	
CITATION 300	1978-79
CITATION 3500, 4500, SS	1980-84
CITATION LS, LSE, SKANDIC 377-R	1985-87

Model	Year
Ski-Doo™	
ELAN 250 (ALL)	1976-96
ELITE	1978-82
EVEREST (ALL)	1977-83
EVEREST 440, TNT F/A, F/C, RV	1974-76
FORMULA (ALL OPTIONS)	1985-90
NORDIK 377	1981-83
NORDIK 50, 60	1987-91
OLYMPIQUE (ALL)	1975-79
OLYMPIQUE 300(MONO)	1976-77
SAFARI 377, 447	1984-87
SAFARI SCOUT	1991-92
SKANDIC 277, 377	1982-86
SKANDIC 503	1987
SS-25	1984
TNT 340, 440 F/A, F/C	1975/77-78
TNT RV	1977-79
TUNDRA/II/TUNDRA II LT	1987-05



Part No. Code Keyword
872-2009 B 16

OEM# 410-6091/3-00 / 410-6085/9-00 /
 515176274 (BULB)
 *USES H4 BULBS

Model	Year
Ski-Doo™	
FORMULA (ALL OPTIONS)	1991-01
GRAND TOURING 470	1995
GRAND TOURING 500	1996-99
GRAND TOURING 580	1995-96
GRAND TOURING 583	1996-99
GRAND TOURING SE	1993-97
GRAND TOURING XTC	1993-94
MACH 1	1991-97
MACH Z	1993-97
MACH Z LT	1995-97
MX Z 380 F	2001
MX Z 440 (ALL OPTIONS)	1996-01
MX Z 500	1998-01
MX Z 583	1996-98
MX Z 670	1996-98
MX Z 670 HO	1999
MX Z X 400 LC	1997-98
SAFARI L	1990-94
SAFARI GLX, LCE, LE	1990-92
SAFARI LX, LXE	1990-91
SAFARI RALLY	1993-94
SKANDIC 380	1995-00
SKANDIC 440	2002

Model	Year
Ski-Doo™	
SKANDIC 440F LT	2003-07
SKANDIC 500	1995-02
SKANDIC 503, R, SLT	1993-94
SKANDIC 600	2001-03
SKANDIC SWT	1997-00
SKANDIC SWT 500 F	2003
SKANDIC WT	1996-00
SKANDIC WT 500 F	2003
SKANDIC WT LC	1997-00
SUMMIT 470	1994
SUMMIT 500	1996-99
SUMMIT 500 F	2001
SUMMIT 583	1994-98
SUMMIT 670	1995-98
SUMMIT 670X	1998-99
TOURING 380 F/500F	2001
TOURING 500 LC	2000
TOURING E	1995-00
TOURING E LT	1995-97
TOURING LE	1995-00
TOURING SLE	1995-00
TUNDRA, II, LT	1985-04

Note: will not fit 1999 and newer CK3 and ZX models with dual beam headlights

HELMET
ACCESSORIES

APPAREL

ACCESSORIES

TRACKS &
SUSPENSION

STEERING

TRANS
MISSION

PLOW &
WINCH

WIND
SHIELDS

BRAKES &
CARB.

ENGINE
PARTS

ELECTRICAL

TRAILER

CHEMICALS

TECH &
TOOLS

P.O.P

TAIL LIGHTS

LED



Part No.	Code	Keyword
871-4002	B	16

OEM# 0609-898 / 8JP-H4500-00-00
 LED Tail Light
 12V 0.25 / 3.2W
 M5 X Pitch 0.8mm
 W/O DOT and E-MARK Certification

Model	Year
Arctic Cat™	
BEARCAT 3000	2016-17
BEARCAT 7000 XT	2016-19
BLAST 4000 ZR / M / LT	2021
F 1100 LXR	2012
F 1100 SNO PRO /LTD	2012-13

Model	Year
Arctic Cat™	
F 1100 TURBO LXR/SNO PRO /LTD	2012-13
F 800 LXR	2012
F 800 SNO PRO /LTD/RR	2012-13
M 1100 /SNO PRO	2012-13
M 1100 TURBO /HCR/SNO PRO /LTD	2012-13
M 6000 (ALL)	2014-20
M 7000 (ALL)	2015-16
M 800 /HCR/SNO PRO /LTD	2012-13
M 8000 (ALL)	2014-21
M 9000 (ALL)	2014-19
NORSEMAN 3000	2018-19
NORSEMAN 6000	2018-19
NORSEMAN 8000	2019
NORSEMAN 8000 X	2020-21
PANTERA 3000	2016-19
PANTERA 6000	2018
PANTERA 7000 (ALL)	2015-19
RIOT 60000 (ALL)	2020-21
RIOT 80000 (ALL)	2020-21
XF 6000 (ALL)	2015-19
XF 7000 (ALL)	2014-18
XF 800 (ALL)	2012-13
XF 8000 (ALL)	2014-19
XF 9000 (ALL)	2014-19
XF 1100 /LXR/SNO PRO /LTD (ALL)	2012-13

Model	Year
Arctic Cat™	
ZR 3000	2019
ZR 4000 (ALL)	2015-17
ZR 5000 (ALL)	2015-17
ZR 6000 (ALL)	2014-21
ZR 7000 (ALL)	2014-19
ZR 8000 (ALL)	2014-21
ZR 9000 (ALL)	2014-21
Yamaha™	
MOUNTAIN MAX 800	2021
SIDEWINDER B TX /LE/SE	2017-21
SIDEWINDER L TX /LE/SE/GT	2017-21
SIDEWINDER M TX /LE/SE	2017-19
SIDEWINDER R TX /LE/SE	2017-18
SIDEWINDER S TX /DX.SRX	2017-21
SIDEWINDER X TX /LE/SE	2017-21
SR VENTURE DX	2018
SRVIPER B TX LE	2017
SRVIPER L TX /SE/LE/DX/GT	2014-21
SRVIPER M TX /SE/LE	2015-17
SRVIPER R TX /SE/LE/DX	2014-18
SRVIPER S TX /DX	2015-17
SRVIPER X TX /SE/LE	2014-17
SXVENOM	2021
TRANSPORTER 600	2020
TRANSPORTER 800	2021

LED



Part No.	Code	Keyword
871-4003	B	16

OEM# 0609-855 / 0609-863
 LED Tail Light
 12V / 3W
 Wire Length: 245mm
 1 Connector 3 Wire
 W/O DOT and E-MARK Certification

Model	Year
Arctic Cat™	
CF1000 /LE/SNO PRO	2009
CF5 EFI	2009
CF6 EFI	2009-11
CF8 /LE/SNO PRO/LTD	2009-11
CFR1000 /LE	2009-11
CFR8 /LE	2009-11
F5 /LXR	2010-14
F570	2010-14
F6 SNO PRO	2010-11
F8 EXT/LXR/SNO PRO	2010-11
LYNX 2000	2015-20
M1000 /LE/SNO PRO	2009-11
M6 /EFI	2009-11
M8 /HCR/SNO PRO/LE/LTD	2009-11
Z1 1100 EFI /LXR	2010
Z1 LXR/SNO PRO	2011
Z1 TURBO EXT/LXR/LTD/SNO PRO	2010-11

TAIL LIGHTS



Part No.	Code	Keyword
872-1012	B	16

OEM# 520-0005-87 / 520-0005-79

Bulb: 12v/21/5w

Incl.: Housing, Lens, Hardware & Harness,

21" Pigtail

XP Chassis



Model	Year
Ski-Doo™	
*USE WITHOUT PIGTAIL (OEM# 520-0005-87)	
EXPEDITION LE 1200 4-TEC REV-XU	2012
EXPEDITION LE 600HO ETEC XU	2011
EXPEDITION SE 600HO ETEC XU	2011-12
GSX LE 1200 4-TEC REV-XR	2009-14
GSX LE 600HO ETEC	2009-13
GSX LTD 600HO SDI	2008
GSX LTD 800R	2008
GSX LTD TOURING 600HO SDI	2008
GSX SE 1200 XR	2011-13
GSX SPORT 500SS	2008-09
GSX SPORT 550F	2010
GSX SPORT 600	2010
MXZ 550X	2009
MXZ ADRENALINE 1200	2010
MXZ ADRENALINE 600HO ETEC	2009-10
MXZ ADRENALINE 600HO SDI	2008
*USE WITH 21" PIGTAIL (OEM#520-0006-79)	
MXZ ADRENALINE 800R PTEK	2008-10
MXZ RENEGADE/X 600HO ETEC	2009
MXZ RENEGADE/X 800R PTEK	2009
MXZ SPORT 550F	2011-14
MXZ SPORT 600	2010-15
MXZ SPORT 600 ACE	2011-14
MXZ TNT 1200/4-TEC	2009-15
MXZ TNT 500F	2012
MXZ TNT 500SS	2008-09
MXZ TNT 550F	2010-14
MXZ TNT 600	2009-12
MXZ TNT 600 ACE	2011-12
MXZ TNT 600HO ETEC	2011-13
MXZ TNT 800R ETEC REV-XP	2011-12
MXZ TNT 800R PTEK	2011
MXZ TRAIL 500SS	2008

Model	Year
Ski-Doo™	
*USE WITH 21" PIGTAIL (OEM#520-0006-79)	
MXZ X 1200/4-TEC	2009-15
MXZ X 600HO ETEC	2009-13
MXZ X 600HO SDI	2008
MXZ X 800 ETEC REV-XP	2012
EXPEDITION SPORT 550F XP	2011-15
EXPEDITION SPORT 600 ACE	2011-15
EXPEDITION SPORT 900 ACE	2014-15
FREERIDE 137 & 146 & 154 800RETEC XP	2012-13
GRAND TOURING SPORT 550F	2010-15
GRAND TOURING SPORT 600	2010-14
GRAND TOURING SPORT 600 ACE	2011-15
GSX LE & SE 1200 XR	2010-15
GSX SE 600HO ETEC	2012-15
GSX SE 800R ETEC	2012-15
MX Z RENEGADE 600	2008
MX Z RENEGADE 800R	2008
MX Z RENEGADE 1200 4-TEC	2009
MXZ X 800 HO ETEC REV-XP	2012
MXZ X 800 PTEK	2009
MXZ X 800R ETEC	2011
MXZ X 800R PTEK	2010
MXZ X 800R SDI	2008
MXZ X-RS 600HO ETEC	2010-12
MXZ X-RS 800R ETEC REV-XP	2011-13
MXZ X-RS 800R PTEK	2010
MXZ X TNT 1200 XR	2011-13
RENEGADE ADRENALINE 600HO ETEC	2010-11
RENEGADE ADRENALINE 600HOE	2012-13
RENEGADE ADRENALINE 800R ETEC	2010-11
RENEGADE ADRENALINE 800R PTEK	2011
RENEGADE ADRENALINE 800RE XP	2013
RENEGADE ADRENALINE 800RETEC XP	2012

Model	Year
Ski-Doo™	
*USE WITH 21" PIGTAIL (OEM#520-0006-79)	
RENEGADE ADRENALINE 1200	2010,14-15
RENEGADE BACK COUNTRY 600HOE	2012-13
RENEGADE BACK COUNTRY 800RE XP	2012-13
RENEGADE BACKCOUNTRY 600HO ETEC	2010-11
RENEGADE BACKCOUNTRY 800R PTEK	2010-11
RENEGADE SP 800R PTEK	2011
RENEGADE SPORT 550F	2010-13
RENEGADE SPORT 600ACE	2011-14
RENEGADE SPORT 600 XP	2015
RENEGADE X 1200	2010-15
RENEGADE X 600HO ETEC	2010-12
RENEGADE X 800R	2010-12
SKANDIC SWT 600 HO ETEC REV-XU	2012
SKANDIC TUNDRA, STD, SPORT, LT	2010
SKANDIC WT 600 ACE REV-XU	2012
(YELLOW/BLACK)	
SKANDIC WT 600HO ETEC	2011
SUMMIT 50TH ANNIVERSARY	2009
SUMMIT EVEREST 500SS	2009
SUMMIT EVEREST 600 H.O. ETEC	2009-11
SUMMIT EVEREST 800R	2008-11
SUMMIT HILLCLIMB	2009-10
SUMMIT SP 600HO	2012-13
SUMMIT SP 800R ETEC	2008-12
SUMMIT SPORT 600	2010-15
SUMMIT SPORT 800R P-TEK	2012-15
SUMMIT SPORT 800R PTEK XP	2013
SUMMIT X 600HO ETEC	2009-11
TUNDRA LT 600ACE	2011-15
TUNDRA SPORT 600 ACE	2012-13
TUNDRA STD & SPORT & LT 550F XP-LTS	2011-15
TUNDRA XTREME 600HO ETEC XP-LTS	2011-13

LED

OEM# 520-0011-43

With LED X 6pcs Like OEM

Part No.	Code	Keyword
872-1013	B	16



Model	Year
Ski-Doo™	
BACKCOUNTRY 600 ETEC	2019-21
BACKCOUNTRY 850 ETEC	2019-21
EXPEDITION SPORT 600 ACE	2021
EXPEDITION SPORT 600 EFI	2021
EXPEDITION SPORT 900 ACE	2019-21
FREERIDE 800R ETEC	2014-17
FREERIDE 850 ETEC	2018-21
GRAND TOURING 600 ETEC	2019-21
GRAND TOURING 900 ACE /TURBO	2019-21
GSX LE 600HO ETEC XS	2014-15
GSX LE 900ACE XS	2014-15
MXZ 1200 4TEC	2018
MXZ 600 RACING	2019
MXZ 900 ACE	2018
MXZ BLIZZARD 600/850 ETEC	2018-19
MXZ SPORT 600 ACE	2015-18
MXZ SPORT 600 EFI	2021
MXZ TNT 600R ETEC XS	2014-21
MXZ TNT 850 ETEC	2017-21

Model	Year
Ski-Doo™	
MXZ TNT 900ACE XS	2014-18
MXZ TNT800R ETEC XS	2014-20
MXZ X 600HO/600R ETEC	2013-20
MXZ X 600R ETEC	2018-21
MXZ X 800R ETEC	2013-15
MXZ X 850 ETEC / XRS	2017-21
MXZ X-RS 600R ETEC	2014-21
MXZ X-RS 800R ETEC XS RS	2014-20
RENEGADE 900 ACE TURBO (ALL)	2021
RENEGADE ADRENALINE 900 ACE	2014-20
RENEGADE ADRENALINE /X 1200 4-TEC	2016-18
RENEGADE ADRENALINE 600HO/800R ETEC ETEC XS	2014-18
RENEGADE ADRENALINE 600R ETEC	2019-21
RENEGADE ADRENALINE 850 ETEC	2017-21
RENEGADE BACK COUNTRY/X 600HO ETEC	2013-18
RENEGADE BACK COUNTRY/X 800RE XS	2013-18
RENEGADE ENDURO 600R ETEC	2019-21

Model	Year
Ski-Doo™	
RENEGADE ENDURO 850 ETEC	2019-21
RENEGADE ENDURO 900 ACE	2019-20
RENEGADE SPORT 600 ACE	2015-21
RENEGADE SPORT 600 EFI	2021
RENEGADE X 1200 4-TEC	2016-18
RENEGADE X 600HO ETEC	2013-18
RENEGADE X 800R ETEC XS	2013-18
RENEGADE X 850 ETEC	2017-18
RENEGADE XRS 800 ETEC	2015-18
SKANDIC SPORT 600 EFI	2021
SUMMIT 600R ETEC SP/X	2014-21
SUMMIT 800RE SP	2013-17
SUMMIT 850 E-TEC TURBO	2020-21
SUMMIT SP/X 850 ETEC	2017-21
SUMMIT X 800R ETEC	2013-17
TUNDRA 600 ACE	2021
TUNDRA 600 EFI	2021
TUNDRA XTREME 600HO ETEC	2015-18

TERMS & INDEX
NEW
HELMETS
HELMET ACCESSORIES
APPAREL
ACCESSORIES
TRACKS & SUSPENSION
STEERING
TRANS MISSION
PLOW & WINCH
WIND SHIELDS
BRAKES & CARB.
ENGINE PARTS
ELECTRICAL
TRAILER
CHEMICALS
TECH & TOOLS
P.O.P



TAIL LIGHTS

LED




Part No.	Code	Keyword
874-1103	B	16B

OEM# 2411099
Tail Light
INCL.: Red LEDs
Bulb: LED
Also Fits UTV'S

Model	Year
Polaris™	
550 INDY ALL	2014-21
550 ADVENTURE /INTL	2017-19
550 VOYAGEUR /INTL	2017-21
550 LXT	2016/20
550 RMK EVO	2020-21
600 AXYS PRO RMK 155	2017-21
600 INDY ALL	2013-21
600 PRO RMK	2012-15
600 RACER /INTL	2019-21
600 RMK 144/155	2012-20
600 RUSH PRO S/PRO X	2015, 17-20
600 SWITCHBACK ASSAULT/ADVENTURE	2014-20
600 SWITCHBACK PRO S/PRO X/SP	2015, 17-21
600 SWITCHBACK XCR	2018-21
600 VOYAGER	2014-21
800 PRO RMK	2011-15
800 AXYS PRO RMK	2016-20
800 AXYS SKS	2018-20
800 INDY	2014-15
800 INDY XC	2019-20

Model	Year
Polaris™	
800 RMK 144/155	2011-16
800 RMK ASSAULT/KHAOS	2012-20
800 RUSH PRO S/PRO X	2015, 17-20
800 SWITCHBACK PRO S/PRO X	2015, 17-20
800 SWITCHBACK ADVENTURE	2017-20
800 SWITCHBACK ASSAULT	2011-20
800 TITAN SP/ADVENTURE/XC	2018-21
850 AXYS INDY	2021
850 AXYS PRO RMK	2019-21
850 AXYS SKS	2019-20
850 AXYS SWITCHBACK ASSAULT	2021
850 INDY XC	2019-20
850 INDY XCR	2021
850 INDYADVENTURE	2020-21
850 PRO RMK	2019-20
850 RMK KHAOS	2020-21
850 RUSH PRO-S/XCR	2019-20
850 SKS	2019-21
850 SWITCHBACK ASSAULT	2019-20
850 SWITCHBACK PRO-S/XCR	2019-21

LED TAIL LIGHT KIT



LED Tail Light kit
INCL: Clear Lens, Red LED, Brackets

- Kits include all Hardware and Mounting Brackets
- 4" Low profile LED Tail Light is extremely bright and can be positioned anywhere on machine
- Does Not Require any Wiring Modifications

Model
Polaris™

FIT ALL MODELS EXCEPT POLARIS CFI

Part No.	Code	Keyword
874-1104	B	16



Part No.	Code	Keyword
870-1000	B	16

OEM# 414.1220.00
INCL.: Housing, Gasket
Lens, Hardware
Bulb: 21/5W

Model	Year
Ski-Doo™	
ALL MODEL'S	1973-83
ALPINE 503	1984-85
BLIZZARD 9700, MX	1984
CITATION 3500	1984
ELAN 250	1984-96
SKANDIC 377, 377-R	1984
Moto-Ski™	
ALL MODEL'S	1976-83
NUVIK 300 300E, 340	1975
SONIC 340TS	1975

TAIL LIGHT ASSEMBLY



Part No.	Code	Keyword
871-4001	B	16

Model
Arctic Cat™
Uses **Part No. 871-1002** Rear Lens. **See Page 1026**

TAIL LIGHTS



Part No.	Description	Code	Keyword
873-2001	Red Complete Tail Light (Includes Housing)	B	16
873-1020	Clear (Lens Only)	B	16

Model	Year
Yamaha™	
SX VENOM (ALL OPTIONS)	2004-06
SX VIPER (ALL OPTIONS)	2002-05
SXV60ERK	2005
SX VIPER (ALL OPTIONS)	2002-06

Part No.	Description	Code	Keyword
873-2010	Clear complete tail light (Includes Housing)	B	16
873-1021	Clear (Lens Only)	B	16

Model	Year
Yamaha™	
Fits RX-1	



Part No.	Code	Keyword
873-2011	B	16

OEM# 5VY-84710-10-00
 INCL.: Clear Lens / Red, LEDS/Housing
 DOT Certified
 Bulb: LED

Model	Year
Yamaha™	
APEX	2010
APEX ER	2006/09
APEX GT	2006-10
APEX LTX/LTX GT	2008-10
APEX RTX	2006-09
APEX	2007
ATTAK	2006-07
ATTAK GT	2007
RS VECTOR GT	2010-11
RS VECTOR LTX	2010-11
RS VECTOR XTX	2016-18
RS VENTURE GT	2010-15
RS VENTURE GT 2-PASS	2009
RS VENTURE TF	2013-20
VECTOR/VECTOR LTX	2012-15

*ALSO FITS 2004-06 YZF-R1 STREET BIKE



Part No.	Code	Keyword
873-2013	B	16

OEM# 5JJ-84710-11 / 5JJ-84710-12
 INCL.: Red Lens
 Bulb: 23/8W
 E-CODE Certified

Model	Year
Yamaha™	
NYTRO (ALL OPTIONS)	2006-07
RAGE (ALL OPTIONS)	2005-07
VENTURE RS	2006-18
RX 1 (ALL OPTIONS)	2003-05
RX WARRIOR & LE	2004-05
VECTOR (ALL OPTIONS)	2005-09
VENTURE & GT	2007



Part No.	Code	Keyword
873-2014	B	16B

OEM# 8FN-84710-00 / 8FN-84710-01 / 5KM-8472C-10-00
 Incl.: Lens, Housing, Gasket, Wire Assy
 *Also Fits Many ATV's

Model	Year
Yamaha™	
RS VIKING PROFESSIONAL	2009-10
RS VIKING PROFESSIONAL	2013-15
VK PRO	2011-12
VK PROFESSIONAL	2006-07



Part No.	Code	Keyword
873-2015	B	16

OEM# 82M-84710-00-00/82M-84710-01-00
 INCL.: Housing Gasket /Lens / Hardware

Model	Year
Yamaha™	
FITS MOST MODELS	1987-01
MOUNTAIN MAX 700	2000-03
SX 600 R	2000 & 03
SX 700 F	2003
V MAX 600 ER	2002-03
VENTURE 500	2000-06
VENTURE XL	1991-97
VENTURE 600	2000-06
VENTURE 700	2000-04

REAR LENSES



TERMS & INDEX

NEW

HELMETS

HELMET ACCESSORIES

APPAREL

ACCESSORIES

TRACKS & SUSPENSION

STEERING

TRANS MISSION

PLOW & WINCH

WIND SHIELDS

BRAKES & CARB.

ENGINE PARTS

ELECTRICAL

TRAILER

CHEMICALS

TECH & TOOLS

P.O.P



Part No.	Code	Keyword
871-1001	B	16

OEM# 0609-090

Model	Year
Arctic Cat™	
CHEETAH 440/550	1994
CHEETAH TOURING	1989-93
COUGAR	1993-98
EXT (ALL)	1993-95
EXT SPECIAL	1991-93
EXT, MC	1992
JAG 340, 440 DELUXE	1995-00
JAG DLX, SPECIAL, AFS LT	1992-93
JAG Z	1993
JAG, DELUXE, 440Z	1994
MOUNTAIN CAT (ALL)	2001-04
PANTERA(ALL)	1991-06
PANTHER (ALL)	1992-07
PANTHER 370	2008
POWDER SPECIAL 500 EFI	1998-00
POWDER SPECIAL 580 EXT	1995-97

Model	Year
Arctic Cat™	
POWDER SPECIAL 600 (ALL)	1997-00
POWDER SPECIAL 700, LTD	1999-00
PROWLER(ALL)	1990-95
PUMA 2-UP, DELUXE	1994
SUPER JAG	1989-92
T660 (ALL)	2004-08
THUNDER CAT, MC, ZR	1993-00
TRIPLE TOURING 600	1998-00
WILDCAT 700, MC	1992-95
WILDCAT EFI, MC	1993
Z 370, 440	1997-07
Z 570, LX	2002-07
ZL (ALL OPTIONS)	1997-00
ZR (ALL OPTIONS)	1994-02
ZRT 600, 800	1996-02



Part No.	Code	Keyword
871-1002	B	16

OEM# 0116-406

Model	Year
Arctic Cat™	
CHEETAH	1973-78, 86-88
CHEETAH/WANKEL	1975
CHEETAH 340	1994
COUGAR	1985-92
CROSS COUNTRY CAT	1976-77,79
EL TIGRE	1973-91
JAG	1975-81, 85-91
LYNX	1975, 77-80

Model	Year
Arctic Cat™	
LYNX, DIX, MC	1991-93
PANTERA	1975-81, 85-90
PANTHER	1974-91
PUMA	1972
SUPER JAG	1987-88
TRAIL CAT	1979-81
WILDCAT	1988-92
Z	1975-76



Part No.	Code	Keyword
871-1003	B	16

OEM# 0609-229

Model	Year
Arctic Cat™	
ALL BEARCAT	1995-08
FIRECAT (ALL)	2003-06
SABERCAT (ALL)	2004-06




Part No.	Code	Keyword
871-1004	B	16B

OEM# 0509-025

INCL.: Housing, Gasket, Lens
 *Does Not Include Bulb / Harness
 *Also fits many ATV's & UTV'S

Model	Year
Arctic Cat™	
BEARCAT 570	2009-14
CROSSFIRE (ALL)	2006-08
F5/F6	2008-09
F5/F6/F8 (ALL)	2007
F8	2008
F570	2008-09
F1000	2008
F1000 EFI SNO PRO	2009
JAGUAR Z1	2007-08
M5/M6/M7/M8 (ALL)	2005-08
M1000	2007-08
SNO PRO 500	2010-14
SNO PRO 600	2010-11
T500	2008-09
T570	2008-13
TZ1 (ALL)	2008-14
Z1	2009



Part No.	Code	Keyword
875-1011	B	16

OEM# 4032014

Model	Year
John Deere™	
ALL MODELS	1973-84
Kawasaki™	
ALL MODELS	1978-81
Polaris™	
600 CLEANFIRE SWITCHBACK	2007
600 HO RMK 144 F/O	2006
600 HO SWITCHBACK F/O	2006-07
600 RMK	2002-05

Model	Year
Polaris™	
600 SWITCHBACK	2004-05
700 RMK (ALL OPTIONS)	2002-06
700 SKS	2003
700 SWITCHBACK	2004
800 RMK (ALL OPTIONS)	2002-05
800 SKS	2003
800 SWITCHBACK	2004-05
900 RMK ALL OPTIONS	2005-06
900 SWITCHBACK	2005-06
EURO (ALL OPTIONS)	1993-98
FIN LTR	1988
FIN STARTRAK	1988
FST IQ SWITCHBACK	2007
FST SWITCHBACK	2006
INDY 340 TOURING	1999-03
LITE GT	1993-97
LITE TOURING	1998
LONGTRAK	1985-89
NOR LONGTRAK W/REVERSE	1985-87

Model	Year
Polaris™	
NOR SPORT & GT	1990
NOR STARTRAK	1988
NOR TRAIL SUPERTRAK	1989-90
SPORT	1990-92
SPORT GT	1990-92
STAR TRAK	1988
STAR LT, STARTRAK	1984-90
STARLITE GT	1993-94
SUPERTRAK	1992
SWE LT	1985
SWE LTR	1988
SWE SPORT & GT	1990-92
SWE STARTRAK	1988 & 92
SWE TRAIL SUPERTRAK	1989-91
TRAIL RMK (ALL)	2004-10
TRAIL SUPERTRAK	1989-91
TRAN SPORT	1996 & 99

REAR LENSES



Part No. Code Keyword
87-4001 B 16B

OEM# 4032046 / 30

Model	Year
Polaris™	
440 IQ & EURO	2005-07
440 PRO X	2003
440 PRO XR	2004
550 SHIFT/IQ SHIFT(ALL	2010-13
600 IQ ALL	2008-15
600 RMK (ALL OPTIONS)	2007-11
600RR	2009-10
600 SWITCHBACK/DRAGON/EURO	2008-11
700 IQ (ALL OPTIONS)	2008
700 SWITCHBACK (ALL OPTIONS)	2008
700 CLEANFIRE DRAGON/EURO	2007

Model	Year
Polaris™	
700 RMK (ALL OPTIONS)	2008-10
800 ASSAULT RMK 146	2009
800 DRAGON RMK (ALL OPTIONS)	2008-09
800 RMK	2009-10
800 PRO XR	2004
DRAGON RMK/INTL	2007
IQ SHIFT/EURO	2008
TURBO IQ/DRAGON (ALL OPTIONS)	2008-12
TURBO SWITCHBACK	2008-09
WIDE TRACK	1992-01
WIDETRACK LX	2010-15



Part No. Code Keyword
874-1009 B 16B

OEM# 4032085

Model	Year
Polaris™	
600 RMK	2000-02
700 RMK	2000-02
800 RMK	2000-01
INDY FRONTIER	2002
SPORT TOURING	2000-02



Part No. Code Keyword
874-1010 B 16

OEM# 5430423

Model	Year
Polaris™	
FITS MOST MODELS	1972-03
340 (ALL OPTIONS)	2004-08
400XCSP	2000-01
400XCF EDGE	2000-01
500 CLASSIC	2000-06
500 EDGE	2003-04
500 RMK	2000-02
500 INDY	2005-06
500 XC SP	2003-04
550, 600 CLASSIC	2003-04
550 EDGE LX	2007
550 LX	2008
550 PRO X FAN	2004
600 XC SP EDGE/M-10	2004
700/800 CLASSIC	2004
700/800 XC EDGE F/O	2004
FRONTIER CLASSIC	2004
SUPERSPORT & EDGE	2004-06



Part No. Code Keyword
872-1003 B 16

OEM# 414-1220-00



Rear Lens Housing for **Part No. 872-1003**

Part No. Code Keyword
872-1006 B 16


OEM# 414-1221-00

Model	Year
Ski-Doo™	
ALL MODELS	1973-83
ALPINE 503	1984-87
BLIZZARD 9700, MX	1984
CITATION 3500	1984
ELAN 250	1984-96
NUVIK 300, E, 340	1975
SKANDIC 377, R	1984
SONIC 340 TS	1975



Part No. Code Keyword
872-1004 B 16

OEM# 414-5137-00



Part No. Code Keyword
872-1007 B 16

OEM# 414-5136-00

Rear Housing for **Part No. 872-1004**

Model	Year
Ski-Doo™	
ALL MODELS (EXCEPT ALPINE/ELAN)	1987-02
EXPEDITION 600 4-TEC/HO SDI	2004-09
EXPEDITIONTUV 1000	2005-06
EXPEDITIONTUV 1300	2007-08
EXPEDITION TUV V-800	2007-09
GRAND TOURING	2003
380/500/550/600/700/800	
GRAND TOURING V-1000 SPT	2003
LEGEND 380 FAN	2003-04
LEGEND 550F	2004

Model	Year
Ski-Doo™	
LEGEND 500/600/700/800	2003-04
LEGEND V-1000	2004-05
MACH Z 800 TECH PLUS	2003
MX Z 380F	2003-04
MX Z 500 ADRENALINE/TRAIL	2003
MX Z 550F	2003-04
MX Z 600 ADRENALINE/RENEGADE/TRAIL	2003
MX Z 700 ADRENALINE	2003
MX Z 800 ADRENALINE/RENEGADE	2003
SKANDIC 500 SPORT	2003
SKANDIC LT 440	2003-07
SKANDIC SUV 550F	2006-10
SKANDIC SUV 600	2003-08
SKANDIC WT/SWT 500	2003-09
SKANDIC SWT V800	2007-11
SKANDIC WT 550F	2003-11
SKANDIC WT 600	2003-09
SKANDIC SWT V-800	2007-12
TUNDRA R	2003-05



Part No. Code Keyword
872-1008 B 16

OEM# 510-0038-26



Part No. Code Keyword
872-1010 B 16

OEM# 515-1759-95

Model	Year
Ski-Doo™	
MOST REV MODELS	2003-09

REAR LENSES



Part No. Code Keyword
873-1009 B 16

OEM# 8K4-84721-00

Model	Year
Yamaha™	
MOST MODELS	1983-01
BRAVO	2002-11
EX570 EXCITER 570	1987-93
MOUNTAIN MAX 600	1997-02
MOUNTAIN MAX 700	1997-03
MOUNTAIN MAX 800	1997
OVATION	1989
OVATION 340	1989-99
PHAZER 480	1990-99
PHAZER 500	1990-01
PHAZER MOUNTAIN LITE 480	1997
PHAZER 500 MOUNTAIN LITE	2001
PHAZER ST 480	1991-98

Model	Year
Yamaha™	
SRX440	1981
SRX 600	1998-99
SX 600	2000-03
SRX 700	1998-02
SS440	1980-85
SX 500	2000-01
SX 700	2000-01
VENTURE 480	1991/94-98
VENTURE 500	1997-01
VENTURE 500 XL	1999-01
VENTURE 600	1997-06
VENTURE 700	1998-04
VENTURE GT 480	1992-93
VENTURE TR 480	1996-98
VENTURE XL 480	1992-96
VK540 1,2,3	1988-05
V-MAX 500	1994-01
V-MAX 540	1983-87
V-MAX 600	1994-03
V-MAX 700	1997-02
V-MAX 750	1992-94
V-MAX 800	1995-98
V-MAX 800 ST	1995-96



Part No. Code Keyword
873-1022 B 16B

OEM# 8FN-84710-00

*Also Fits ATV's
(OEM#5KM-8472C-10-00)

Model	Year
Yamaha™	
RS VIKING PRO	2008-15
VK PRO	2006-12

REAR LENS HOUSING



Part No. Code Keyword
873-2002 B 16

OEM# 82M-84711-00

INCL.: Bulb and Wire Harness

Model	Year
Yamaha™	
BRAVO	2002-11
EX570 EXCITER 570	1987-93
MOST MODELS	1984-01
MOUNTAIN MAX 600	1997-02
MOUNTAIN MAX 700	1997-03
MOUNTAIN MAX 800	1997
OVATION	1989
OVATION 340	1989-99
PHAZER 480	1990-99
PHAZER 500	1990-01
PHAZER 500 MOUNTAIN LITE	2001
PHAZER MOUNTAIN LITE 480	1997
PHAZER ST 480	1991-98
SRX 600	1998-99
SRX 700	1998-02
SX 500	2000-01

Model	Year
Yamaha™	
SX 600	2000-03
SX 700	2000-01
VENTURE 480	1991/94-98
VENTURE 500	1997-01
VENTURE 500 XL	1999-00
VENTURE 600	1997-06
VENTURE 700	1999-04
VENTURE GT 480	1992-93
VENTURE TR 480	1996
VENTURE XL 480	1992-96
V-MAX 500	1994-01
V-MAX 600	1994-03
V-MAX 700	1997-02
V-MAX 750	1992-94
V-MAX 800	1995-97
V-MAX 800 ST	1995-96

TAIL LIGHT GASKETS



Part No. Code Keyword
873-2007 B CLR

OEM# 821-84712-00-00

Model	Year
Yamaha™	
All Models	1972-83

BRAKELIGHT SWITCHES



ARCTIC CAT™ & SKI-DOO™

OEM# 2602-432 / 507-0324-79 / 507-0325-92 / 507-0326-01 / 507-3025-99

Note: For Arctic Cat™ Applications Only, wire must be trimmed and spliced in



Part No.	Code	Keyword
612-3104	B	16

Model	Year
Arctic Cat™	
BEARCAT 3000 LT	2016-17
BEARCAT 7000 XT	2017-19
BLAST 4000 ZR / M / LT	2021
F 1100 SNO PRO/LXR/LTD	2012-13
F 800 LXR/SNO PRO/LTD/RR	2012-13
M 1100 (ALL)	2013
M 6000 (ALL)	2014-19
M 800/M8000 (ALL)	2013-21
M 9000 (ALL)	2014-19
NORSEMAN 3000	2018-19
NORSEMAN 6000	2018-19
NORSEMAN 8000 (ALL)	2019-21
PANTERA 3000	2017-19
PANTERA 6000	2019
PANTERA 7000 LTD /XT	2017-19
RIOT 6000 ES	2020-21
RIOT 8000 (ALL)	2020-21
XF 1100 (ALL)	2012-13
XF 6000 (ALL)	2016-19
XF 7000 (ALL)	2014-18
XF 800 (ALL)	2012-13
XF 8000 (ALL)	2014-18
XF 9000 (ALL)	2014-18
ZR 3000 LXR	2017-19
ZR 4000 SNO PRO/LXR	2017
ZR 5000 LXR	2014-17
ZR 6000 (ALL)	2014-21
ZR 7000 (ALL)	2014-19
ZR 8000 (ALL)	2014-21
ZR 9000 (ALL)	2014-21
Ski-Doo™	
BACKCOUNTRY 600R ETEC	2019-21
BACKCOUNTRY 850 ETEC	2019-21
EXPEDITION LE/SE 1200 4-TEC	2011-19
EXPEDITION LE/SE 600 ETEC	2011-20
EXPEDITION LE/SE/SWT 900 ACE	2017-21
EXPEDITION SPORT 550F	2011-15
EXPEDITION SPORT 600 ACE	2011-21
EXPEDITION SPORT 900 ACE	2017-21
BACKCOUNTRY 600 EFI SPORT	2021
EXPEDITION LE/SE/SWT 900 ACE TURBO	2020-21
EXPEDITION SPORT 900 ACE	2014-15
EXPEDITION TUV 1200 REV-XU	2010
EXPEDITION TUV 600HO SDI	2009-10
EXPEDITION XTREME 800R E-TEC	2018-19
EXPEDITION XTREME 850 E-TEC	2020-21
FREERIDE	2016-17
FREERIDE 800R ETEC	2013-15
FREERIDE 850 ETEC	2018-21
GRAND TOURING 1200 4-TEC	2016-18
GRAND TOURING 600 ACE	2016-21
GRAND TOURING 600HO E-TEC	2018
GRAND TOURING 600R ETEC	2019-21
GRAND TOURING 900 ACE	2017-21
GRAND TOURING 900 ACE /TURBO	2019-21
GRAND TOURING LE 900ACE	2014-20
GRAND TOURING LE/SE 1200	2010-18
GRAND TOURING LE/SE 600HO ETEC	2010-20
GRAND TOURING SPORT 550F	2010-16
GRAND TOURING SPORT 600 ACE	2011-15
GRAND TOURING SPORT 600 REV-XP	2010-14
GSX LE 1200	2010-14
GSX LE 600HO ETEC	2009-14

Model	Year
Ski-Doo™	
GSX LE 900 ACE	2014
GSX LTD 600HO SDI	2008
GSX LTD 800R	2008
GSX LTD TOURING 600HO SDI	2008
GSX SE 1200	2009-15
GSX SE 600HO ETEC	2012-15
GSX SE 800R ETEC	2012-15
GSX SPORT 500SS	2008-09
GSX SPORT 550F	2010
GSX SPORT 600	2010
GTX LE 600HO ETEC	2009
GTX LE/SE 1200	2009
GTX SPORT 500SS	2009
MX Z ADRENALINE 1200	2010
MX Z ADRENALINE 600HO ETEC	2009-10
MX Z ADRENALINE 600HO SDI	2008
MX Z ADRENALINE 800R/PTEK	2008-10
MX Z RENEGADE 600HO ETEC	2009
MX Z RENEGADE 600HO SDI	2008
MX Z RENEGADE 800R	2008
MX Z RENEGADE X 600HO ETEC	2009
MX Z RENEGADE X 600HO SDI	2008
MX Z RENEGADE X 800R PTEK	2008-09
MX Z RENEGADE/X 1200 4-TEC	2009
MX Z SPORT 550F	2011-15
MX Z SPORT 600	2010-15
MX Z SPORT 600 ACE	2011-15
MX Z TNT 1200	2009-15
MX Z TNT 500SS	2008-09
MX Z TNT 550F	2010-12
MX Z TNT 600 ACE	2011-12
MX Z TNT 600HO ETEC	2009-15
MX Z TNT 800R ETEC	2011-15
MX Z TNT 800R PTEK	2011
MX Z TNT 900ACE	2014-15
MX Z TRAIL 500SS	2008-09
MX Z X 1200	2010-15
MX Z X 600HO ETEC	2009-15
MX Z X 600HO SDI	2008
MX Z X 800R ETEC	2011-15
MX Z X 800R SDI/PTEK	2008-10
MX Z X RS 600HO ETEC	2010-15
MX Z X RS 800R ETEC	2011-15
MX Z X RS 800R PTEK	2010
MX Z X TNT 1200	2011
MXZ 1200 4-TEC	2016-18
MXZ 600 ACE	2016-18
MXZ 600 CARB	2016-17
MXZ 600 RACING	2018-19
MXZ 600HO E-TEC	2016-18
MXZ 600R ETEC (ALL)	2018-21
MXZ 800R E-TEC	2016-17
MXZ 850 ETEC (ALL)	2017-21
MXZ 900 ACE	2017-18
RENEGADE 1200 4-TEC	2016-18
RENEGADE 600 ACE	2016-19
RENEGADE 600 CARB	2016-17
RENEGADE 600HO E-TEC	2016-18
RENEGADE 600R ETEC (ALL)	2019-21
RENEGADE 800R E-TEC	2016-18
RENEGADE 800R E-TEC - BRAKES	2016-17
RENEGADE 850 ETEC (ALL)	2017-21
RENEGADE 900 ACE	2017-21

Model	Year
Ski-Doo™	
RENEGADE 900 ACE /TURBO	2019-21
RENEGADE ADRENALINE 1200	2010-15
RENEGADE ADRENALINE 600HO/HO ETEC	2010-15
RENEGADE ADRENALINE 800R ETEC	2011-15
RENEGADE ADRENALINE 800R PTEK	2010-11
RENEGADE ADRENALINE 900 ACE	2014-15
RENEGADE BACKCOUNTRY/X 600HO ETC	2010-15
RENEGADE BACKCOUNTRY/X 800HO PTEK	2010-11
RENEGADE BACKCOUNTRY/X 800R ETEC	2011-15
RENEGADE SP 800R PTEK	2011
RENEGADE SPORT 550F	2010-15
RENEGADE SPORT 600 ACE	2011-15
RENEGADE X 1200	2010-15
RENEGADE X 600HO ETEC	2010-15
RENEGADE X 800R ETEC	2011-15
RENEGADE X 800R PTEK	2010
SKANDIC 550F	2018-20
SKANDIC 600 ACE	2018-21
SKANDIC 600 EFI	2021
SKANDIC 600HO E-TEC	2018-20
SKANDIC 600R ETEC	2021
SKANDIC 900 ACE	2018-20
SKANDIC SWT 550	2014-17
SKANDIC SWT 600 ACE	2012-17
SKANDIC SWT 600 ETEC	2012-17
SKANDIC SWT 900 ACE	2015-17
SKANDIC TUNDRA	2010
SKANDIC WT 550	2012-17
SKANDIC WT 600 ACE	2011-17
SKANDIC WT 600HO ETEC	2011-17
SUMMIT 50TH 800R PTEK	2009
SUMMIT 600 CARB	2010-20
SUMMIT 600HO E-TEC	2016-18
SUMMIT 600R ETEC (ALL)	2019-21
SUMMIT 800R E-TEC	2017
SUMMIT 800R P-TEK	2016
SUMMIT 850 ETEC (ALL)	2017-21
SUMMIT EVEREST 600	2009
SUMMIT EVEREST 600HO ETC	2009-11
SUMMIT EVEREST 800R ETEC	2011
SUMMIT EVEREST 800R PTEK	2008-11
SUMMIT HILLCLIMB	2009-10
SUMMIT SP 600HO ETEC	2012-15
SUMMIT SP 800R ETEC	2012-15
SUMMIT SP 800R P-TEK	2011
SUMMIT SPORT 800R PTEK	2012-15
SUMMIT X 600HO ETEC	2009-11
SUMMIT X 800R	2008
SUMMIT X 800R ETEC	2011-15
SUMMIT X 800R PTEK	2009-10
TUNDRA 600 ACE	2016-21
TUNDRA 600HO E-TEC	2018-20
TUNDRA LT 550F	2011-15
TUNDRA LT 600 ACE	2011-15
TUNDRA SPORT 550F, REV-XP	2011-15
TUNDRA SPORT 600 ACE	2012-15
TUNDRA STD 550F	2011-12
TUNDRA 600 EFI LT/SPORT	2021
TUNDRA WT 550	2014-15
TUNDRA WT 550F	2018-19
TUNDRA XTREME 600HO ETEC	2011-17

BRAKELIGHT SWITCHES

POLARIS™



OEM# 2203182 / 2205908
Mounts In The Lever Assembly

Part No.	Code	Keyword
614-3100	B	16

Model	Year
Polaris™	
550 INDY ALL	2014-15
550 IQ ALL	2009-13
550 SHIFT	2011-13
550 WIDETRAK LX	2015
600 CLEANFIRE SWITCHBACK	2007
600 DRAGON	2009
600 DRAGON SWITCHBACK ALL	2010
600 HO IQ TOURING CLEANFIRE	2007
600 HO IQ/LX CLEANFIRE	2007
600 INDY ALL	2013-15
600 IQ ALL	2008-15
600 PRO-RIDE RUSH	2010
600 RMK ALL	2010-15
600 RUSH PRO R	2011-14
600 RUSH/ES	2011-13
600 SHIFT	2011
600 SWITCHBACK ALL	2009-14
600 VOYAGER/INTL	2014

Model	Year
Polaris™	
600 WIDETRAK IQ	2010-16
600/700 IQ DRAGON/700 IQ/600 IQ LX/	2008
EURO ALL OPTIONS	
600/700 SWITCHBACK/DRAGON	2008
SWITCHBACK ALL OPTIONS	
700 CLEANFIRE DRAGON/EURO	2007
700 RMK 155	2008-10
800 DRAGON ALL	2008-10
800 INDY	2014-15
800 IQ	2008-10
800 RMK ALL	2009-15
800 RUSH PRO R ALL OPTIONS	2011-14
800 RUSH/ES	2011-13
800 SWITCHBACK ALL	2009-14
DRAGON RMK/INTL	2007
FS WIDETRAK IQ/INTL	2011-13
WIDETRAK LX INTL	2011-15




OEM# 2202786 / 4010157
Mounts In The Lever Assembly

Part No.	Code	Keyword
614-3101	B	16

Model	Year
Polaris™	
340 ALL	2003-08
440 XC/XCR	1999-00
500 CLASSIC ALL	2000-06
500 EDGE	2003-04
500 INDY	2000-02
500 INDY	2005-06
500 RMK	2000-02
500 SKS EURO	2002
500 XC ALL	1999-05
500 XC SP	2006-07
550 CLASSIC/EDGE/LX	2002-08
600 CLASSIC ALL	2001-06
600 EDGE TOURING	2005-06
600 RMK	1999-05
600 SWITCHBACK	2004-05
600 TOURING	2000
600 TRIUMPH	2000
600 XC ALL	1999-05
700 CLASSIC	2001-06
700 EDGE RMK CC BUILT BEFORE 1/01/02	2003
700 EV XC SP EDGE	2001
700 FUSION F/O	2006
700 HO TOURING	2006
700 RMK	2004-06

Model	Year
Polaris™	
700 SWITCHBACK	2004
800 CLASSIC TOURING	2004
800 EDGE TOURING	2005
800 RMK F/O	2004-05
800 SWITCHBACK	2004-05
900 FUSION	2005-06
900 RMK ALL OPTIONS	2005-06
900 SWITCHBACK	2005-06
FS/FST CLASSIC	2006
FS/FST IQ TOURING	2006-10
FST IQ CRUISER	2007-08
FST IQ SWITCHBACK	2006-07
FST IQ/LX	2007
FS WIDETRAK IQ/INTL	2010
IQ TURBO DRAGON	2008-10
IQ TURBO LXT	2013-14
IQ WIDETRAK/EURO	2009
SUPERSPORT	2006-08
TRAIL RMK	2006-10
TRAIL TOURING	2006-10
TURBO IQ/LX	2009-12
TURBO SWITCHBACK	2008-09
WIDETRAK LX/EURO	2008-10



OEM# 4110135
Mounts In Caliper

Part No.	Code	Keyword
614-3102	B	16

Model	Year
Polaris™	
440 INDY	1998
440 L/C	1993-97
440 SKS	1993-95
440 XCR	1993-96
440 XC	1997
500	1998
500 CARB	1995-96
500 CLASSIC	1999
500 EFI ALL	1993-97
500 INDY	1997-99
500 SKS	1995/97
600 RMK	1998
600 XC	1996-98
600 XCR	1994-98
700 RMK	1997-98
700 SKS	1997
700 XC	1997-98
700 XCR	1998-99
800 XCR	1999
CLASSIC	1993-98

Model	Year
Polaris™	
CLASSIC TOURING	1993-98
RXL ALL	1993-97
SPORT ALL	1993-98
STORM ALL	1993-98
SUPER SPORT	1994-98
TRAIL	1993-99
TRAIL DELUXE	1993-95
TRAIL RMK	1997-98
TRAIL TOURING	1996-99
TRAN SPORT	1996-98
ULTRA ALL	1996-98
XCF	1997-98
XLT	1993-97
XLT CLASSIC	1998-99
XLT LTD	1997-98
XLT RMK	1995-97
XLT SKS	1993-97
XLT SP ALL	1993-99
XLT TOURING	1995-99

BRAKELIGHT SWITCHES

SKI-DOO™




OEM# 507-0323-66 / 415-0301-00
BRP™ – Most models, with hydraulic brakes with aluminum. Master cyl. 1996-2009

Part No.	Code	Keyword
612-3100	B	16

Model	Year
Ski-Doo™	
EXPEDITION TUV 600HO SDI YETI II	2009
EXPEDITION TUV V-800 YETI II	2009
EXPENITION SPORT 550F	2008
EXPENITION SPORT V-800	2008
EXPENITION TUV 600HO SDI	2008
EXPENITION TUV V-800	2008
EXPENITION V-1300	2008
FREESTYLE BACK COUNTRY 550F	2008-09
FREESTYLE PARK 550F	2008
FREESTYLE SESSION 300F	2008
GSX 550F	2008-09
GTX 550F	2009
LEGEND TOURING V-800	2009
MOST MODELS WTH HYDRAULIC BRAKES	2003-07
MX Z 600RS	2008-09

Model	Year
Ski-Doo™	
MX Z X 600RS	2010
MXZ 550X	2009
SKANDIC 550F	2009
SKANDIC SUV 550F	2008-10
SKANDIC SUV 600HO SDI	2008
SKANDIC SWT 550F	2008
SKANDIC SWT V800	2008-12
SKANDIC TUNDRA/TUNDRA 300F	2008-09
SKANDIC TUNDRA/TUNDRA LT 550F	2008-09
SKANDIC TUNDRA/TUNDRA LT V800	2008-09
SKANDIC WT 550F	2008-11
SKANDIC WT 600	2008-10
SUMMIT 550F	2008
SUMMIT 550F	2009
SUMMIT ADRENALINE 600HO SDI	2008



OEM# 414-6125-00

Part No.	Code	Keyword
612-3102	B	16

Model	Year
Ski-Doo™	
ALPINE II	1988-95
ESCAPADE * STRATOS * VOYAGEUR	1988-89
FORMULA MX, PLUS	1988-93
FORMULA S, SL, SS, STX	1995-97
GRAND TOURING	1993-96
MACH I	1989-94

Model	Year
Ski-Doo™	
MACH Z, MX Z * FORMULA EFI, Z	1994
NORDIK 50,60 * SAFARI 377, 503, CHEYENNE	1988-91
SAFARI L, LC, LX, LXE, GLX, SCOUT	1990-92
SKANDIC II, 380, 500R	1992-97
SUMMIT	1994-96
TOURING E, LE, SLE	1995-97

SPEED LIMITER

Universal speed limiter prevents damage to an engine by interrupting the power that is distributed to the spark plugs, this prevents the engine from operating above a pre-determined RPM level. Used as a safety device to limit speed capabilities for kids when learning to ride when they get better adjust/increase RPM's.

Part No.	Code	Keyword
80-00100	B	16B




TERMS & INDEX
NEW
HELMETS
HELMET ACCESSORIES
APPAREL
ACCESSORIES
TRACKS & SUSPENSION
STEERING
TRANS MISSION
PLOW & WINCH
WIND SHIELDS
BRAKES & CARB.
ENGINE PARTS
ELECTRICAL
TRAILER
CHEMICALS
TECH & TOOLS
P.O.P

WIRE HARNESS



DIODE - WIRE HARNESS



OEM# 0430-034
1 AMP
Located in Fuse Box on Main Harness
Also Fits ATV's, Please inquire for detail Information

Part No.	Code	Keyword
851-2000	B	16

Model	Year
Arctic Cat™	
F 800 LXR/SNO PRO LTD	2013
M 6000 LTD ES	2016
M 6000 SE ES 141	2017
M 6000 SE ES 153	2017-18
M 6000 SNO PRO ES	2016-17
M 800 SNO PRO LTD ES	2013
M 8000 LTDD/ES	2016-17
M 8000 MOUNTAIN CAT ES	2017-18
M 8000 SE ES 153	2016-18
M 8000 SNO PRO ES	2016-18
M 8000 SNO PRO LTD ES	2015
XF 6000 CROSS-COUNTRY LTD ES	2017-18
XF 6000 CROSSTREK ES	2017
XF 6000 LXR	2015
XF 6000 SNO PRO ES/LTD	2015
XF 800 CROSS-TOUR	2013
XF 800 HIGH-COUNTRY SNO PRO LTD	2013
XF 8000 CROSS COUNTRY LTD ES	2017-18
XF 8000 CROSS-TOUR	2014-15

Model	Year
Arctic Cat™	
XF 8000 CROSSTREK ES	2016-18
XF 8000 HIGH COUNTRY LTD/ES	2015-18
XF 8000 HIGH-COUNTRY SNO PRO LTD	2014
XF 8000 SNO PRO LTD 137	2014
ZR 6000 CROSSTREK ES	2018
ZR 6000 EL TIGRE ES	2014-18
ZR 6000 ES	2018
ZR 6000 LTD ES	2016-18
ZR 6000 LXR ES	2016-17
ZR 6000 RR ES	2017-18
ZR 6000 SNO PRO ES	2015-18
ZR 8000 EL TIGRE ES	2017-18
ZR 8000 ES	2017-18
ZR 8000 ES	2018-19
ZR 8000 LTD ES	2017-18
ZR 8000 LXR/ES	2014-17
ZR 8000 RR ES	2017-18
ZR 8000 SNO PRO/ES/LTD	2014-19



OEM# 2410000
6 AMP
Used In Hood Harness for Snow Apps
Main Harness for ATV/UTV Apps

Part No.	Code	Keyword
854-2000	B	16

Model	Year
Polaris™	
600 AXYS PRO RMK	2016-18
600 RMK/ES	2017-18
600 RUSH PRO-S	2015-18
600 RUSH XCR	2017-18
600 SWITCHBACK ADVENTURE	2015-18
600 SWITCHBACK ASSAULT	2017-18
600 SWITCHBACK PRO-S	2015-18
600 SWITCHBACK PRO-X	2016-17
600 SWITCHBACK SP	2017-18
600 SWITCHBACK XCR	2018
600 VOYAGEUR	2017-18
800 AXYS PRO RMK	2016-19
800 AXYS RMK ASSAULT	2017-18
800 AXYS SKS	2016-18
800 RMK ASSAULT	2016
800 RUSH PRO-S	2015-18

Model	Year
Polaris™	
800 RUSH PRO-X	2015-18
800 RUSH XCR	2017-18
800 SWITCHBACK ADVENTURE	2016-18
800 SWITCHBACK ASSAULT	2016-18
800 SWITCHBACK PRO-S	2015-18
800 SWITCHBACK PRO-X	2015-18
800 SWITCHBACK XCR	2018
800 TITAN SP/ADVENTURE/SP	2018
850 INDY SC	2019
Also fits ATV's & UTV's, please inquire for detail information	

SPEEDOMETER SENSORS



Part No.	Code	Keyword
690-5050	B	16

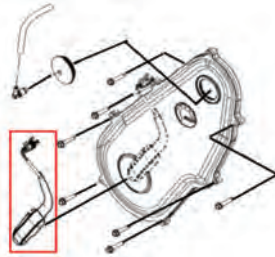
OEM# 0730-172 / 8JP-H5985-00-00
Wire Length: 20cm
*Mounts on Chaincase Cover



Model	Year
Arctic Cat™	
BLAST 4000 LT	2021
F 1100 TURBO	2013
F 800 (ALL)	2012-13
M 1100 (ALL)	2012
M 1100 TURBO (ALL)	2012
M 6000 (ALL)	2015-18
M 7000 (ALL)	2015-16
M 800	2012-13
M 8000 (ALL)	2014-21
NORSEMAN 8000	2020-21
RIOT 8000 ES	2021
XF 6000	2015-19
XF 800 (ALL)	2012-13
XF 8000 (ALL)	2014-19
XF 9000 (ALL)	2014-19
ZR 4000 (ALL)	2015-17

Model	Year
Arctic Cat™	
ZR 5000 LXR	2014-17
ZR 6000 (ALL)	2014-20
ZR 8000 (ALL)	2014-21
ZR 9000 (ALL)	2014-21
Yamaha™	
SIDEWINDER (ALL)	2017-20
SR VENTURE DX	2018
SR VIPER (ALL)	2014-19
TRANSPORTER 600	2020

SPEEDOMETER SENSORS



OEM# 504-1527-32, 504-1528-96

1 Connector / 3 Wire.

Wire Length 26cm

Part No.	Code	Keyword
692-5050	B	16

Model	Year
Ski-Doo™	
ALL SKI DOO'S	2008-16



OEM# 2411353, 2412792, 2412968, 2414244

1 Connector / 3 Wire.

Wire Length: 44cm. Hole: 7.1mm.

C to C:17.7mm, O.D.:15mm.

w/Wire Plastic Shell. Cold Resistant - 40C.

Part No.	Code	Keyword
694-5050	B	16

Model	Year
Polaris™	
550 INDY	2017-21
550 INDY ADVENTURE	2014-21
550 INDY EVO	2019-21
550 INDY LXT	2017-21
550 INDY LXT/ES	2014-16
550 INDY VOYAGEUR	2014-16
550 RMK EVO	2020
550 VOYAGEUR	2017
600 AXYS INDY ADVENTURE	2021
600 AXYS INDY XC	2021
600 AXYS PRO RMK	2016-21
600 INDY	2019-20
600 INDY /SP/LTD	2013-20
600 INDY ADVENTURE	2020
600 INDY VOYAGEUR	2015-16
600 INDY XC	2019-20
600 INDY XCR	2020
600 PRO RMK	2012-15
600 RMK	2012-21
600 RUSH PRO R /ES	2010-14
600 RUSH PRO S	2015-20
600 RUSH PRO-X	2015-16
600 RUSH XCR	2017-19
600 SWITCHBACK ADVENTURE	2012-19
600 SWITCHBACK ASSAULT	2014-20
600 SWITCHBACK ES/PRO R	2012-14
600 SWITCHBACK PRO S	2015-20
600 SWITCHBACK PRO-X	2015-17
600 SWITCHBACK SP	2017-19
600 SWITCHBACK XCR	2018-21
600 VOYAGEUR	2014, 17-21
650 MATRYX INDY VR1	2021
650 MATRYX INDY XC	2021
650 MATRYX SWITCHBACK ASSAULT	2021
800 AXYS PRO RMK 155/163/174	2018

Model	Year
Polaris™	
800 AXYS PRO RMK/LE	2016
800 AXYS RMK ASSAULT	2017-18
800 AXYS SKS	2016-20
800 INDY ADVENTURE	2020
800 INDY SP/ES	2014-16
800 INDY XC	2019-20
800 INDY XCR	2020
800 PRO RMK	2011-15
800 RMK	2011-16
800 RMK ASSAULT	2011-16, 19
800 RMK KHAOS	2020
800 RUSH PRO R /ES	2011-14
800 RUSH PRO S	2015-20
800 RUSH PRO X	2015-18
800 SWITCHBACK ADVENTURE	2014, 16
800 SWITCHBACK ASSAULT	2011-16
800 SWITCHBACK ES/PRO R/SC/SP	2012-14
800 SWITCHBACK PRO S	2015-16
800 SWITCHBACK PRO X	2015-16
850 AXYS INDY XC	2021
850 AXYS PRO RMK 155/163/174	2019-21
850 AXYS SKS	2019-20
850 AXYS SWITCHBACK	2021
850 INDY	2019-20
850 INDY ADVENTURE	2020-21
850 INDY XCR	2020-21
850 MATRYX INDY VR1	2021
850 MATRYX INDY XC	2021
850 PRO-RMK	2019
850 RMK KHAOS	2020-21
850 RUSH PRO-S	2019-21
850 RUSH XCR	2019-21
850 SKS	2019-21
850 SWITCHBACK ASSAULT	2019-20
850 SWITCHBACK PRO-S	2019-21
850 SWITCHBACK XCR	2019-21

SPX CAM TIMING SENSOR



Part No.	Code	Keyword
781-0200	B	16B

OEM# 3306-821

Hole: 7mm, Wire Length: 14.5cm

Model	Year
Arctic Cat™	
BEARCAT 3000 LT	2016-17
NORSEMAN 3000	2018-19
PANTERA 3000	2016-19
ZR 3000	2017-19
** 781-0200 ALSO FITS UTV'S	

KNOCK SENSORS



Part No.	Code	Keyword
711-0200	B	16

OEM# : 3006-240/ 3006-886

Model	Year
Arctic Cat™	
4-STROKE TOURING	2002
BEARCAT WIDE TRACK (ALL)	2005-08
T660 (ALL)	2005-08
CROSSFIRE 800 EFI /SNO PRO/NIGHTFIRE	2007-08
F8 (ALL)	2007-11

Model	Year
Arctic Cat™	
M8 (ALL)	2007-11
PANTHER 660 TOURING	2008
CF8 /LE/SNO PRO	2009-11
CFR8 /LE	2009-10
TZ1 TURBO LXR	2009-10
Z1 TURBO /LXR/EXT/SNO PRO	2009-11
F 1100 TURBO LXR/SNO PRO	2012-13
F 800 LXR/SNO PRO/LTD/RR	2012-13
M 1100 TURBO HCR/SNO PRO	2012-13
M 800 HCR/SNO PRO/LTD/ES	2012-13
XF 1100 TURBO (ALL)	2012-13
XF 800 (ALL)	2012-13
M 8000 (ALL)	2014-17
M 9000 (ALL)	2014-16
XF 8000 (ALL)	2014-17
XF 9000 (ALL)	2014-16
ZR 8000 (ALL)	2014-17
ZR 9000 (ALL)	2014-16

TERMS & INDEX
NEW
HELMETS
HELMET ACCESSORIES
APPAREL
ACCESSORIES
TRACKS & SUSPENSION
STEERING
TRANS MISSION
PLOW & WINCH
WIND SHIELDS
BRAKES & CARB.
ENGINE PARTS

ELECTRICAL

TRAILER

CHEMICALS

TECH & TOOLS

P.O.P

KNOCK SENSORS



Part No. Code Keyword
714-0200 B 16

OEM# : 2410369/ 270-0004-84/ 290-6640-30/ 420-6640-30

Model	Year
Polaris™	
600 AXYS INDY ADVENTURE	2021
600 AXYS INDY XC	2021
600 AXYS PRO RMK	2016-21
600 AXYS SWITCHBACK ASSAULT	2021
600 CLASSIC TOURING	2004
600 DRAGON SWITCHBACK	2008-10
600 EDGE TOURING	2005
600 FUSION	2006
600 INDY /SP/XC/ES	2013-21
600 INDY ADVENTURE	2020
600 INDY VOYAGEUR	2015-16
600 INDY XCR	2021
600 IQ /TOURING/CLEANFIRE	2007-10
600 IQ LXT	2007-15
600 IQ SHIFT	2009-12
600 PRO RIDE RUSH	2010
600 PRO RMK	2012-15
600 PRO X/PRO X 2	2004
600 RACER	2021
600 RMK	2004-21
600 RMK SHIFT	2008-09
600 RR	2008-09
600 RUSH /ES	2011-13
600 RUSH PRO R /RETRO	2011-14
600 RUSH PRO S/X	2015-20
600 RUSH XCR	2017-19
600 SWITCHBACK	2004-17
600 SWITCHBACK ADVENTURE	2012-19
600 SWITCHBACK ASSAULT	2014-20
600 SWITCHBACK PRO S/X	2015-21
600 SWITCHBACK XCR	2018-21
600 VOYAGUER	2014-21
600 WIDETRACK IQ	2010-17
650 MATRYX INDY VR1	2021
650 MATRYX INDY XC	2021
650 MATRYX SWITCHBACK ASSAULT	2021
700 CLASSIC	2004-06
700 CLASSIC TOURING	2004
700 CLEANFIRE DRAGON/IQ DRAGON	2007-08
700 FUSION	2006
700 IQ DRAGON	2008
700 PRO X/PRO X 2	2004
700 RMK	2004-10
700 SWITCHBACK	2004
700 TOURING	2006
700 XC EDGE	2004
700 XC SP	2005
800 AXYS PRO RMK	2016-20
800 AXYS RMK ASSAULT	2017-18
800 AXYS SKS	2016-20
800 CLASSIC	2004
800 CLASSIC TOURING	2004
800 DRAGON RMK	2008-10
800 DRAGON SWITCHBACK/IQ	2010
800 EDGE TOURING	2005
800 INDY ADVENTURE	2020
800 INDY SP	2014-16
800 INDY XC	2019-20
800 IQ	2010
800 PRO RMK	2011-15

Model	Year
Polaris™	
800 PRO X/PRO X 2	2004
800 PRO XR	2004
800 RMK	2004-05
800 RMK	2010-16
800 RMK ASSAULT	2010-19
800 RMK KHAOS	2020
800 RUSH /ES/RETRO	2011-13
800 RUSH PRO R	2011-14
800 RUSH PRO S/X	2015-20
800 RUSH XCR	2017-18
800 SKS	2020
800 SWITCHBACK	2004-05
800 SWITCHBACK	2010-14
800 SWITCHBACK ADVENTURE	2014-19
800 SWITCHBACK ASSAULT	2011-20
800 SWITCHBACK PRO R /ES/SC/SP	2012-14
800 SWITCHBACK PRO S/X	2015-20
800 SWITCHBACK XCR	2019-20
800 TITAN /SP/ADVENTURE	2018-20
800 XC EDGE	2004
800 XC SP	2005
850 AXYS INDY XC	2021
850 AXYS PRO RMK	2019-21
850 AXYS SKS	2019-20
850 AXYS SWITCHBACK ASSAULT	2021
850 INDY ADVENTURE	2020-21
850 INDY XC	2019-20
850 INDY XCR	2021
850 MATRYX INDY VR1	2021
850 MATRYX INDY XC	2021
850 MATRYX SWITCHBACK ASSAULT	2021
850 PRO RMK	2019
850 RMK KHAOS	2020-21
850 RUSH PRO S	2019-20
850 RUSH XCR SC	2019
850 SKS	2019-21
850 SWITCHBACK PRO S	2019-21
850 SWITCHBACK XCR	2019-21
850 SWITCHBACK ASSAULT	2019-20
900 FUSION	2005-06
900 RMK	2005-06
900 SWITCHBACK	2005-06
DRAGON RMK	2007
Ski-Doo™	
ELITE 1500 1ST/2ND EDITION	2004
EXPEDITION 600 HO SDI	2005-06
EXPEDITION LE/SE 600 ETEC	2011-18
EXPEDITION TUV 600 HO SDI /SE	2009-10
EXPEDITION XTREME 800 ETEC	2016-18
FREERIDE 800 ETEC	2012-17
GRAND TOURING LE 600 ETEC	2010-18
GRAND TOURING SE 800 SDI	2003
GSX 600 HO SDI	2004-06
GSX 800 HO	2005-06
GSX LE 600 ETEC	2010-15
GSX SE 600 ETEC	2012-15
GSX SE 800 ETEC	2012-15
GTX 600 HO	2005-06
GTX 800 HO	2005-06
LEGEND 600 HO SDI	2004

Model	Year
Ski-Doo™	
LEGEND 800 SDI	2003-04
MACH Z 1000 SDI	2005
MXZ 600 ADRENALINE /X	2005-06
MXZ 600 HO SDI	2004
MXZ 600 RENEGADE /X	2005-06
MXZ 800 ADRENALINE /X	2005-06
MXZ 800 RENEGADE /X	2005-06
MXZ ADRENALINE 600 ETEC	2010
MXZ ADRENALINE 800 PTEK	2009-10
MXZ IRON DOG 600 ETEC	2015
MXZ IRON DOG 800 ETEC	2015
MXZ RENEGADE /X 800 PTEK	2009
MXZ TNT 600 ETEC	2011-18
MXZ TNT 800 ETEC	2011-16
MXZ TNT 800 PTEK	2011
MXZ X 600 ETEC	2010-18
MXZ X 800 ETEC	2010-16
MXZ X 800 PTEK	2009-10
MXZ XRS 600 ETEC	2010-18
MXZ XRS 800 ETEC	2011-17
MXZ XRS 800 PTEK	2010
RENEGADE ADRENALINE 600 ETEC	2010-18
RENEGADE ADRENALINE 800 ETEC	2011-16
RENEGADE ADRENALINE 800 PTEK	2010-11
RENEGADE BACKCOUNTRY /X 600 ETEC	2010-18
RENEGADE BACKCOUNTRY /X 800 ETEC	2011-18
RENEGADE BACKCOUNTRY /X 800 PTEK	2010-11
RENEGADE X 600 ETEC	2010-18
RENEGADE X 800 ETEC	2011-16
RENEGADE X 800 PTEK	2010
RENEGADE XRS 800 ETEC	2015-17
SKANDIC SWT 600 ETEC	2012-18
SKANDIC WT 600 ETEC	2011-20
SUMMIT 1000 SDI	2005
SUMMIT 50TH ANNIVERSARY	2009
SUMMIT 600 HO SDI /ADRENALINE	2006
SUMMIT 800 HO /ADRENALINE /X	2006
SUMMIT EVEREST 600 ETEC	2010-11
SUMMIT EVEREST 800 ETEC	2011
SUMMIT EVEREST 800 PTEK	2009-11
SUMMIT FREERIDE 800 ETEC	2011
SUMMIT HILLCLIMB	2009-10
SUMMIT SP 600 ETEC	2012-18
SUMMIT SP 800 ETEC	2012-16
SUMMIT SPORT 800 PTEK	2011-16
SUMMIT X 600 ETEC	2010-11
SUMMIT X 800 ETEC	2011-16
SUMMIT X 800 PTEK	2010
SUMMIT X 800 PTEK	2009-10
TUNDRA XTREME 600 ETEC	2011-20





ALSO FITS UTV'S & MC'S , PLEASE INQUIRE FOR DETAIL INFORMATION"





TEMPERATURE SENSORS




See Pages 1035-1038 for Applications



- Temperature Sensors work with the machines computer system to measure/monitor engine temperature including the lube/oil and coolant in order to control radiators, cooling fans, and thermostats.
- If the sensor fails a warning light will usually show up on the machine. This could lead to overheating, or improper running conditions if not replaced.

 <p>Part No. Code Keyword 71-31000 B 16B</p> <p>19mm Nut, M12 X Pitch 1.5 Length: 59mm</p>	 <p>Part No. Code Keyword 71-41001 B 16B</p> <p>19mm Nut, M12 X Pitch 1.5mm Length: 61.2mm</p>	 <p>Part No. Code Keyword 71-41002 B 16B</p> <p>17mm Nut, 5/16" - 18 UNC. Length: 27.8mm</p>	 <p>Part No. Code Keyword 710-0011 B 16B</p> <p>19mm Nut, M12 X Pitch 1.5 Length: 58.9mm</p>
---	---	--	---

 <p>Part No. Code Keyword 710-1010 B 16</p> <p>OEM# 0808-196, 0824-051, 8JP-H5790-00-00 Overall Length: 42.7mm</p>	 <p>Part No. Code Keyword 710-1011 B 16</p> <p>OEM# 3020-565, 4P9-83591-00-00, 54P-H3591-00-00 Overall Length: 52.1mm</p>	 <p>Part No. Code Keyword 711-1000 B 16</p> <p>19mm Nut, M12 X Pitch 1.5 Overall Length: 37.5mm Wire Length 32.5cm</p>	 <p>Part No. Code Keyword 712-0010 B 16B</p> <p>19mm Nut, M12 X Pitch 1.5mm Length: 61.2mm</p>
---	--	--	---

 <p>Part No. Code Keyword 712-0011 B 16</p> <p>17.5mm Nut, M12 X Pitch 1.5 Length: 34.5mm</p>	 <p>Part No. Code Keyword 714-0001 B 16</p> <p>19mm Nut, M12 X Pitch 1.5 Length: 37.7mm</p>	 <p>Part No. Code Keyword 714-0010 B 16B</p> <p>Hex head :17.5 Mm, Thread top :16.1 Mm Bottom :17 mm</p>	<p>Notes:</p> <p>710-0011 Water temperature sensor for Yamaha apps, air temperature sensor for Arctic Cat</p> <p>710-1011 Also Fits ATV/MC/MX</p> <p>714-0010 Uses the same fitments as 71-41002</p> <p>714-0010 Was discontinued & replaced by 71-41002</p>
--	--	--	---

Model	Year	OEM No.	Part No.	Model	Year	OEM No.	Part No.
Arctic Cat™				Arctic Cat™			
BEARCAT 3000	2016-17	0808-196 / 0824-051	710-1010	POWDER SPECIAL EFI	1997	3005-072 / 3005-462 / 3006-515	711-1000
BEARCAT 7000 (ALL)	2016-19	0808-196 / 0824-051	710-1010	RIOT 8000	2021	0808-196 / 0824-051	710-1010
BLAST 4000 LT	2021	0808-196 / 0824-051	710-1010	RIOT X 8000	2020-21	0808-196 / 0824-051	710-1010
EXT 580 EFI	1998	3005-072 / 3005-462 / 3006-515	711-1000	SABERCAT 600 EFI /EXT/LX	2004	3005-072 / 3005-462 / 3006-515	711-1000
FIRECAT 600 EFI /EXT/SNO PRO	2004	3005-072 / 3005-462 / 3006-515	711-1000	SABERCAT 700 EFI /EXT/LX	2004	3005-072 / 3005-462 / 3006-515	711-1000
FIRECAT 700 EFI /EXT/SNO PRO	2004	3005-072 / 3005-462 / 3006-515	711-1000	XF 7000 (ALL)	2014-18	0808-196 / 0824-051	710-1010
M 7000 LTD	2015-16	0808-196 / 0824-051	710-1010	XF 9000 (ALL)	2017-19	3020-565	710-1011
M 8000	2020-21	0808-196 / 0824-051	710-1010	ZL 500 EFI /ESR	1999-01	3005-072 / 3005-462 / 3006-515	711-1000
M 9000 KING CAT	2017-19	3020-565	710-1011	ZL 580 EFI ESR	2000	3005-072 / 3005-462 / 3006-515	711-1000
MOUNTAIN CAT 500 EFI	2001	3005-072 / 3005-462 / 3006-515	711-1000	ZL 600 EFI /SS/ESR	1999-03	3005-072 / 3005-462 / 3006-515	711-1000
MOUNTAIN CAT 600 EFI /LE	2001-04	3005-072 / 3005-462 / 3006-515	711-1000	ZL 800 EFI /ESR/SS	2003	3005-072 / 3005-462 / 3006-515	711-1000
MOUNTAIN CAT 800 EFI /LE	2002-04	3005-072 / 3005-462 / 3006-515	711-1000	ZR 3000	2017-18	0808-196 / 0824-051	710-1010
NORSEMAN 3000	2018	0808-196 / 0824-051	710-1010	ZR 500 EFI /LE	1999-01	3005-072 / 3005-462 / 3006-515	711-1000
NORSEMAN 8000 X	2021	0808-196 / 0824-051	710-1010	ZR 580 EFI	1997	3005-072 / 3005-462 / 3006-515	711-1000
PANTER 800 EFI /ESR	2002-04	3005-072 / 3005-462 / 3006-515	711-1000	ZR 600 EFI /LE/CC	1999-02	3005-072 / 3005-462 / 3006-515	711-1000
PANTERA 3000	2016-18	0808-196 / 0824-051	710-1010	ZR 600 EFI /LE/LE XC/CC	1998-03	3005-072 / 3005-462 / 3006-515	711-1000
PANTERA 580 EFI	1999-01	3005-072 / 3005-462 / 3006-515	711-1000	ZR 6000 R SX	2019 / 21	0808-196 / 0824-051	710-1010
PANTERA 600 EFI /ESR	2002-05	3005-072 / 3005-462 / 3006-515	711-1000	ZR 7000 (ALL)	2014-19	0808-196 / 0824-051	710-1010
PANTERA 7000 (ALL)	2015-19	0808-196 / 0824-051	710-1010	ZR 800 EFI /ESR/SS/SNO PRO	2003	3005-072 / 3005-462 / 3006-515	711-1000
POWDER SPECIAL 500 EFI /LE	1999-00	3005-072 / 3005-462 / 3006-515	711-1000	ZR 8000 (ALL)	2020-21	0808-196 / 0824-051	710-1010
POWDER SPECIAL 600 EFI /LE	1998-00	3005-072 / 3005-462 / 3006-515	711-1000	ZR 9000 (ALL)	2017-21	3020-565	710-1011

TERMS & INDEX
NEW
HELMETS
HELMET ACCESSORIES
APPAREL
ACCESSORIES
TRACKS & SUSPENSION
STEERING
TRANS MISSION
PLOW & WINCH
WIND SHIELDS
BRAKES & CARB.
ENGINE PARTS
ELECTRICAL
TRAILER
CHEMICALS
TECH & TOOLS
P.O.P

TEMPERATURE SENSORS

See Page 1035 for Images, Code and Keyword



Model	Year	OEM No.	Part No.
Polaris™			
440 IQ	2005-07	4010398 / 4010251 / 4010614	71-41002
440 PRO X	2001-03	4010398 / 4010251 / 4010614	71-41002
440 PRO XR	2004	4010398 / 4010251 / 4010614	71-41002
440 XC SP	2000	4010398 / 4010251 / 4010614	71-41002
500 CLASSIC	2003	4010398 / 4010251 / 4010614	71-41002
500 XC EDGE F/O	2003	4010398 / 4010251 / 4010614	71-41002
500 XC SP (ALL OPTIONS)	2000-07	4010398 / 4010251 / 4010614	71-41002
600 CLASSIC	2002-06	4010398 / 4010251 / 4010614	71-41002
600 CLASSIC TOURING	2001-04	4010398 / 4010251 / 4010614	71-41002
600 DRAGON SP/ES EURO	2009-10	4010868	714-0001
600 EDGE TOURING	2005-06	4010398 / 4010251 / 4010614	71-41002
600 HO (ALL OPTIONS)	2006	4010398 / 4010251 / 4010614	71-41002
600 HO IQ CLEANFIRE	2007	4010868	714-0001
600 IQ/LXT/INTL	2008-15	4010868	714-0001
600 PRO X (ALL OPTIONS)	2001-04	4010398 / 4010251 / 4010614	71-41002
600 RMK (ALL OPTIONS)	2001-06	4010398 / 4010251 / 4010614	71-41002
600 RMK 144/155/ES/INTL	2008-11	4010868	714-0001
600 SHIFT 136/ES/INTL	2011	4010868	714-0001
600 SWITCHBACK /HO	2004-06	4010398 / 4010251 / 4010614	71-41002
600 SWITCHBACK ALL OPTIONS	2007-11	4010868	714-0001
600 TOURING	2000	4010398 / 4010251 / 4010614	71-41002
600 XC SP (ALL OPTIONS)	2001-05	4010398 / 4010251 / 4010614	71-41002
700 CLASSIC	2006	4010868	714-0001
700 CLASSIC TOURING	2003-04	4010398 / 4010251 / 4010614	71-41002
700 CLEANFIRE DRAGON/EURO	2007	4010868	714-0001
700 EDGE RMK CC BUILT BEFORE 1/01/02	2003	4010398 / 4010251 / 4010614	71-41002
700 EV XC SP EDGE	2001	4010398 / 4010251 / 4010614	71-41002
700 FUSION	2006	4010868	714-0001
700 HO TOURING	2006	4010868	714-0001
700 IQ	2008	4010868	714-0001
700 IQ DRAGON	2008	4010868	714-0001
700 PRO X (ALL OPTIONS)	2003-04	4010398 / 4010251 / 4010614	71-41002
700 RMK (ALL OPTIONS)	2001-05	4010398 / 4010251 / 4010614	71-41002
700 RMK 155	2006-10	4010868	714-0001
700 SKS	2002-03	4010398 / 4010251 / 4010614	71-41002
700 SWITCHBACK	2004	4010398 / 4010251 / 4010614	71-41002
700 SWITCHBACK/DRAGON SWITCHBACK ALL OPTIONS	2008	4010868	714-0001
700 XC (ALL OPTIONS)	2002-05	4010398 / 4010251 / 4010614	71-41002
800 ASSAULT RMK	2009-10	4010868	714-0001
800 CLASSIC, TOURING	2004	4010398 / 4010251 / 4010614	71-41002
800 DRAGON ALL OPTIONS	2008-10	4010868	714-0001
800 EDGE TOURING	2005	4010398 / 4010251 / 4010614	71-41002
800 IQ	2008-10	4010868	714-0001
800 LE	2001	4010398 / 4010251 / 4010614	71-41002
800 PRO X (ALL OPTIONS)	2003-04	4010398 / 4010251 / 4010614	71-41002
800 RMK (ALL OPTIONS)	2000-05	4010398 / 4010251 / 4010614	71-41002
800 RMK 144/155/ES/SHIFT	2009-10	4010868	714-0001
800 SKS	2003	4010398 / 4010251 / 4010614	71-41002
800 SWITCHBACK	2004-05	4010398 / 4010251 / 4010614	71-41002
800 SWITCHBACK/DRAGON/ES	2009-10	4010868	714-0001
800 XC (ALL OPTIONS)	2001-05	4010398 / 4010251 / 4010614	71-41002
850 AXYS PRO-RMK	2020	4010644	71-41001
850 AXYS SKS	2020	4010644	71-41001
850 INDY ADVENTURE	2020	4010644	71-41001
850 INDY XC	2020	4010644	71-41001
850 INDY XCR	2020	4010644	71-41001
850 RMK KHAOS	2020	4010644	71-41001
850 RUSH PRO-S	2020	4010644	71-41001
850 SKS	2020	4010644	71-41001
850 SWITCHBACK ASSAULT	2020	4010644	71-41001
850 SWITCHBACK PRO-S	2020	4010644	71-41001
850 SWITCHBACK XCR	2020	4010644	71-41001
900 FUSION	2005-06	4010868	714-0001
900 RMK ALL OPTIONS	2005-06	4010868	714-0001
900 SWITCHBACK	2005-06	4010868	714-0001
FRONTIER CLASSIC	2003-04	4010644	71-41001
FRONTIER TOURING	2003-05	4010644	71-41001
INDY FRONTIER	2002	4010644	71-41001
Ski-Doo™			
YETI SUV V-800	2006-09	278-0010-16 / 278-0028-95	712-0010
YETI TUV V-1300	2006-08	278-0010-16 / 278-0028-95	712-0010
BACKCOUNTRY 600 EFI - SPORT	2021	420-6645-07 / 420-6645-08 / 420-6645-09 / 515-1763-98 / 515-1774-71 / 515-1778-13	712-0011

Model	Year	OEM No.	Part No.
Ski-Doo™			
BACKCOUNTRY 600R X/X-RS ETEC	2019	420-6645-07 / 420-6645-08 / 420-6645-09 / 515-1763-98 / 515-1774-71 / 515-1778-13	712-0011
BACKCOUNTRY 600R ETEC	2019-21	420-6645-07 / 420-6645-08 / 420-6645-09 / 515-1763-98 / 515-1774-71 / 515-1778-13	712-0011
BACKCOUNTRY 850 ETEC (ALL)	2019-21	420-6645-07 / 420-6645-08 / 420-6645-09 / 515-1763-98 / 515-1774-71 / 515-1778-13	712-0011
EXPEDITION 4-TEC	2004	278-0010-16 / 278-0028-95	712-0010
EXPEDITION 900 ACE (ALL)	2014-21	278-0010-16 / 278-0028-95	712-0010
EXPEDITION LE/SE 1200 XU	2011-19	278-0010-16 / 278-0028-95	712-0010
EXPEDITION LE/SE 600 ETEC	2011-21	420-6645-07 / 420-6645-08 / 420-6645-09 / 515-1763-98 / 515-1774-71 / 515-1778-13	712-0011
EXPEDITION SPORT 600 EFI	2021	420-6645-07 / 420-6645-08 / 420-6645-09 / 515-1763-98 / 515-1774-71 / 515-1778-13	712-0011
EXPEDITION SPORT 600ACE XP	2011-21	278-0010-16 / 278-0028-95	712-0010
EXPEDITION SPORT V-800	2007-08	278-0010-16 / 278-0028-95	712-0010
EXPEDITION TUV 1200 REV-XU	2010	278-0010-16 / 278-0028-95	712-0010
EXPEDITION TUV 1300 (EUROPE)	2007	278-0010-16 / 278-0028-95	712-0010
EXPEDITION TUV 600 HO SDI	2009-10	420-6645-07 / 420-6645-08 / 420-6645-09 / 515-1763-98 / 515-1774-71 / 515-1778-13	712-0011
EXPEDITION TUV SE 1200 REV-XU	2010	278-0010-16 / 278-0028-95	712-0010
EXPEDITION TUV V800	2007-09	278-0010-16 / 278-0028-95	712-0010
EXPEDITION V-1000	2005-06	278-0010-16 / 278-0028-95	712-0010
EXPEDITION V-1300	2008	278-0010-16 / 278-0028-95	712-0010
EXPEDITION XTREME 800R ETEC	2018-19	420-6645-07 / 515-1774-71 / 515-1778-13	712-0011
EXPEDITION XTREME 850 ETEC	2020-21	420-6645-07 / 420-6645-08 / 420-6645-09 / 515-1763-98 / 515-1774-71 / 515-1778-13	712-0011
FREERIDE 850 ETEC (ALL)	2018-21	420-6645-07 / 420-6645-08 / 420-6645-09 / 515-1763-98 / 515-1774-71 / 515-1778-13	712-0011
FREERIDE 800R ETEC	2012-17	420-6645-07 / 420-6645-08 / 420-6645-09 / 515-1763-98 / 515-1774-71 / 515-1778-13	712-0011
GRAND TOURING 600R ETEC	2020	420-6645-07 / 420-6645-08 / 420-6645-09 / 515-1763-98 / 515-1774-71 / 515-1778-13	712-0011
GRAND TOURING 700	1998-00	278-0010-16 / 278-0028-95	712-0010
GRAND TOURING 800 SE	2001	278-0010-16 / 278-0028-95	712-0010
GRAND TOURING LE 600HO ETEC	2010-18	420-6645-07 / 420-6645-08 / 420-6645-09 / 515-1763-98 / 515-1774-71 / 515-1778-13	712-0011
GRAND TOURING LE/SE 1200	2010-18	278-0010-16 / 278-0028-95	712-0010
GRAND TOURING LE/SE/SPORT 900 ACE /TURBO	2015-21	278-0010-16 / 278-0028-95	712-0010
GRAND TOURING SE	1997-00	278-0010-16 / 278-0028-95	712-0010
GRAND TOURING SPORT 600	2010	420-6645-07 / 420-6645-08 / 420-6645-09 / 515-1763-98 / 515-1774-71 / 515-1778-13	712-0011
GRAND TOURING SPORT 600ACE XP	2011-21	278-0010-16 / 278-0028-95	712-0010
GRAND TOURING V-1000	2003	278-0010-16 / 278-0028-95	712-0010
GSX LE & SE 1200 XR	2009-13	278-0010-16 / 278-0028-95	712-0010
GSX LE 600HO ETEC	2010-15	420-6645-07 / 420-6645-08 / 420-6645-09 / 515-1763-98 / 515-1774-71 / 515-1778-13	712-0011
GSX LTD 800R ETEC	2008-09	420-6645-07 / 420-6645-08 / 420-6645-09 / 515-1763-98 / 515-1774-71 / 515-1778-13	712-0011
GSX SE 600HO ETEC	2012-15	420-6645-07 / 420-6645-08 / 420-6645-09 / 515-1763-98 / 515-1774-71 / 515-1778-13	712-0011
GSX SE 800R ETEC	2012-15	420-6645-07 / 420-6645-08 / 420-6645-09 / 515-1763-98 / 515-1774-71 / 515-1778-13	712-0011
GSX SPORT 500SS	2008-10	420-6645-07 / 420-6645-08 / 420-6645-09 / 515-1763-98 / 515-1774-71 / 515-1778-13	712-0011



Model	Year	OEM No.	Part No.
Ski-Doo™			
GTX LE 600 HO ETEC	2010-15	420-6645-07 / 420-6645-08 / 420-6645-09 / 515-1763-98 / 515-1774-71 / 515-1778-13	712-0011
GTX SPORT 500SS	2009	420-6645-07 / 420-6645-08 / 420-6645-09 / 515-1763-98 / 515-1774-71 / 515-1778-13	712-0011
LEGEND TOURING V800	2007-09	278-0010-16 / 278-0028-95	712-0010
LEGEND TRAIL V800	2007	278-0010-16 / 278-0028-95	712-0010
LEGEND V-1000	2003-05	278-0010-16 / 278-0028-95	712-0010
MXZ 500/670 HO	1999	278-0010-16 / 278-0028-95	712-0010
MXZ 600 EFI - SPORT	2021	420-6645-07 / 420-6645-08 / 420-6645-09 / 515-1763-98 / 515-1774-71 / 515-1778-13	712-0011
MXZ 600RS	2008 2016-21	420-6645-07 / 420-6645-08 / 420-6645-09 / 515-1763-98 / 515-1774-71 / 515-1778-13	712-0011
MXZ 670 HO T.H.	1999	278-0010-16 / 278-0028-95	712-0010
MXZ 850 ETEC (ALL)	2017	420-6645-07 / 420-6645-08 / 420-6645-09 / 515-1763-98 / 515-1774-71 / 515-1778-13	712-0011
MXZ ADRENALINE 1200	2010	278-0010-16 / 278-0028-95	712-0010
MXZ ADRENALINE 600 HO ETEC	2009-10	420-6645-07 / 420-6645-08 / 420-6645-09 / 515-1763-98 / 515-1774-71 / 515-1778-13	712-0011
MXZ ADRENALINE 800R PTEK	2008-10	420-6645-07 / 420-6645-08 / 420-6645-09 / 515-1763-98 / 515-1774-71 / 515-1778-13	712-0011
MXZ RENEGADE 600 HO ETEC	2009	420-6645-07 / 420-6645-08 / 420-6645-09 / 515-1763-98 / 515-1774-71 / 515-1778-13	712-0011
MXZ RENEGADE 800R PTEK	2008-09	420-6645-07 / 420-6645-08 / 420-6645-09 / 515-1763-98 / 515-1774-71 / 515-1778-13	712-0011
MXZ RENEGADE X 600 HO ETEC	2009	420-6645-07 / 420-6645-08 / 420-6645-09 / 515-1763-98 / 515-1774-71 / 515-1778-13	712-0011
MXZ RENEGADE X 800R PTEK	2008-09	420-6645-07 / 420-6645-08 / 420-6645-09 / 515-1763-98 / 515-1774-71 / 515-1778-13	712-0011
MXZ RENEGADE/X 1200 4-TEC	2009	278-0010-16 / 278-0028-95	712-0010
MXZ SPORT 600	2010-11	420-6645-07 / 420-6645-08 / 420-6645-09 / 515-1763-98 / 515-1774-71 / 515-1778-13	712-0011
MXZ SPORT 600ACE XP	2011-18	278-0010-16 / 278-0028-95	712-0010
MXZ TNT 1200	2009-10	278-0010-16 / 278-0028-95	712-0010
MXZ TNT 500SS	2008-09	420-6645-07 / 420-6645-08 / 420-6645-09 / 515-1763-98 / 515-1774-71 / 515-1778-13	712-0011
MXZ TNT 600 ACE	2011-12	278-0010-16 / 278-0028-95	712-0010
MXZ TNT 600 HO ETEC	2009-18	420-6645-07 / 420-6645-08 / 420-6645-09 / 515-1763-98 / 515-1774-71 / 515-1778-13	712-0011
MXZ TNT 800R ETEC	2011-16	420-6645-07 / 420-6645-08 / 420-6645-09 / 515-1763-98 / 515-1774-71 / 515-1778-13	712-0011
MXZ TNT 800R PTEK	2011	420-6645-07 / 420-6645-08 / 420-6645-09 / 515-1763-98 / 515-1774-71 / 515-1778-13	712-0011
MXZ TRAIL 500SS	2008-09	420-6645-07 / 420-6645-08 / 420-6645-09 / 515-1763-98 / 515-1774-71 / 515-1778-13	712-0011
MXZ X & TNT 1200 XR	2009-18	278-0010-16 / 278-0028-95	712-0010
MXZ X 600HO ETEC	2009-17	420-6645-07 / 420-6645-08 / 420-6645-09 / 515-1763-98 / 515-1774-71 / 515-1778-13	712-0011
MXZ X 600RS	2009-14	420-6645-07 / 420-6645-08 / 420-6645-09 / 515-1763-98 / 515-1774-71 / 515-1778-13	712-0011
MXZ X 800R ETEC	2011-17	420-6645-07 / 420-6645-08 / 420-6645-09 / 515-1763-98 / 515-1774-71 / 515-1778-13	712-0011
MXZ X 800R PTEK 800R	2008-10	420-6645-07 / 420-6645-08 / 420-6645-09 / 515-1763-98 / 515-1774-71 / 515-1778-13	712-0011
MXZ X-RS 600HO ETEC	2010-18	420-6645-07 / 420-6645-08 / 420-6645-09 / 515-1763-98 / 515-1774-71 / 515-1778-13	712-0011

Model	Year	OEM No.	Part No.
Ski-Doo™			
MXZ X-RS 800R ETEC	2011-17	420-6645-07 / 420-6645-08 / 420-6645-09 / 515-1763-98 / 515-1774-71 / 515-1778-13	712-0011
MXZ X-RS 800R PTEK	2010	420-6645-07 / 420-6645-08 / 420-6645-09 / 515-1763-98 / 515-1774-71 / 515-1778-13	712-0011
MXZ 600R ETEC	2019-21	420-6645-07 / 420-6645-08 / 420-6645-09 / 515-1763-98 / 515-1774-71 / 515-1778-13	712-0011
MXZ 600RS	2019-21	420-6645-07 / 420-6645-08 / 420-6645-09 / 515-1763-98 / 515-1774-71 / 515-1778-13	712-0011
MXZ 850 ETEC (ALL)	2019-21	420-6645-07 / 420-6645-08 / 420-6645-09 / 515-1763-98 / 515-1774-71 / 515-1778-13	712-0011
MXZ BLIZZARD 600R ETEC	2019	420-6645-07 / 420-6645-08 / 420-6645-09 / 515-1763-98 / 515-1774-71 / 515-1778-13	712-0011
MXZ TNT 600R ETEC	2019	420-6645-07 / 420-6645-08 / 420-6645-09 / 515-1763-98 / 515-1774-71 / 515-1778-13	712-0011
MXZ TNT 900 ACE	2014-18	278-0010-16 / 278-0028-95	712-0010
MXZ X 600R ETEC	2018-19	420-6645-07 / 420-6645-08 / 420-6645-09 / 515-1763-98 / 515-1774-71 / 515-1778-13	712-0011
MXZ X-RS 600R ETEC	2019	420-6645-07 / 420-6645-08 / 420-6645-09 / 515-1763-98 / 515-1774-71 / 515-1778-13	712-0011
RENEGADE 600 EFI SPORT	2021	420-6645-07 / 420-6645-08 / 420-6645-09 / 515-1763-98 / 515-1774-71 / 515-1778-13	712-0011
RENEGADE 600R ETEC (ALL)	2021	420-6645-07 / 420-6645-08 / 420-6645-09 / 515-1763-98 / 515-1774-71 / 515-1778-13	712-0011
RENEGADE 850 ETEC (ALL)	2017-21	420-6645-07 / 420-6645-08 / 420-6645-09 / 515-1763-98 / 515-1774-71 / 515-1778-13	712-0011
RENEGADE 900 ACE TURBO	2020-21	278-0010-16 / 278-0028-95	712-0010
RENEGADE ADRENALINE 600HO ETEC	2010-18	420-6645-07 / 420-6645-08 / 420-6645-09 / 515-1763-98 / 515-1774-71 / 515-1778-13	712-0011
RENEGADE ADRENALINE 600R ETEC	2019	420-6645-07 / 420-6645-08 / 420-6645-09 / 515-1763-98 / 515-1774-71 / 515-1778-13	712-0011
RENEGADE ADRENALINE 800R ETEC	2011-18	420-6645-07 / 420-6645-08 / 420-6645-09 / 515-1763-98 / 515-1774-71 / 515-1778-13	712-0011
RENEGADE ADRENALINE 900 ACE /TURBO	2014-21	278-0010-16 / 278-0028-95	712-0010
RENEGADE BACKCOUNTRY/X 600HO ETEC	2010-18	420-6645-07 / 420-6645-08 / 420-6645-09 / 515-1763-98 / 515-1774-71 / 515-1778-13	712-0011
RENEGADE BACKCOUNTRY/X 800R ETEC	2012-17	420-6645-07 / 420-6645-08 / 420-6645-09 / 515-1763-98 / 515-1774-71 / 515-1778-13	712-0011
RENEGADE BACKCOUNTRY/X 800R PTEK	2010-11	420-6645-07 / 420-6645-08 / 420-6645-09 / 515-1763-98 / 515-1774-71 / 515-1778-13	712-0011
RENEGADE SP 800R PTEK	2011	420-6645-07 / 420-6645-08 / 420-6645-09 / 515-1763-98 / 515-1774-71 / 515-1778-13	712-0011
RENEGADE SPORT 600ACE XP	2011-21	278-0010-16 / 278-0028-95	712-0010
RENEGADE X & ADRENALINE 1200 XR	2010-18	278-0010-16 / 278-0028-95	712-0010
RENEGADE X 600HO ETEC	2010-18	420-6645-07 / 420-6645-08 / 420-6645-09 / 515-1763-98 / 515-1774-71 / 515-1778-13	712-0011
RENEGADE X 800R PTEK	2010	420-6645-07 / 420-6645-08 / 420-6645-09 / 515-1763-98 / 515-1774-71 / 515-1778-13	712-0011
RENEGADE X/X-RS 600R ETEC	2019	420-6645-07 / 420-6645-08 / 420-6645-09 / 515-1763-98 / 515-1774-71 / 515-1778-13	712-0011
RENEGADE X/X-RS 800R ETEC	2011-18	420-6645-07 / 420-6645-08 / 420-6645-09 / 515-1763-98 / 515-1774-71 / 515-1778-13	712-0011
RENEGADE X/X-RS 900 ACE	2016-21	278-0010-16 / 278-0028-95	712-0010

NEW

HELMETS

HELMET ACCESSORIES

APPAREL

ACCESSORIES

TRACKS & SUSPENSION

STEERING

TRANS MISSION

PLOW & WINCH

WIND SHIELDS

BRAKES & CARB.

ENGINE PARTS

ELECTRICAL

TRAILER

CHEMICALS

TECH & TOOLS

P.O.P

TEMPERATURE SENSORS

See Page 1035 for Images, Code and Keyword



Model	Year	OEM No.	Part No.
Ski-Doo™			
SKANDIC WT 600 EFI	2021	420-6645-07 / 420-6645-08 / 420-6645-09 / 515-1763-98 / 515-1774-71 / 515-1778-13	712-0011
SKANDIC SWT	2009	278-0010-16 / 278-0028-95	712-0010
SKANDIC SWT 600 ACE	2012-13	278-0010-16 / 278-0028-95	712-0010
SKANDIC SWT 600HOETEC	2012-19	420-6645-07 / 420-6645-08 / 420-6645-09 / 515-1763-98 / 515-1774-71 / 515-1778-13	712-0011
SKANDIC SWT V800 YETILL	2007-12	278-0010-16 / 278-0028-95	712-0010
SKANDIC TUNDRA LT V-800	2007-09	278-0010-16 / 278-0028-95	712-0010
SKANDIC WT 600 ACE	2011-21	278-0010-16 / 278-0028-95	712-0010
SKANDIC WT 600HOETEC	2011-19	420-6645-07 / 420-6645-08 / 420-6645-09 / 515-1763-98 / 515-1774-71 / 515-1778-13	712-0011
SKANDIC WT/SWT 900 ACE	2015-21	278-0010-16 / 278-0028-95	712-0010
SUMMIT 500/X 670	1999	278-0010-16 / 278-0028-95	712-0010
SUMMIT 600R ETEC	2020-21	420-6645-07 / 420-6645-08 / 420-6645-09 / 515-1763-98 / 515-1774-71 / 515-1778-13	712-0011
SUMMIT 670X	1998	278-0010-16 / 278-0028-95	712-0010
SUMMIT 850 ETEC (ALL)	2017-21	420-6645-07 / 420-6645-08 / 420-6645-09 / 515-1763-98 / 515-1774-71 / 515-1778-13	712-0011
SUMMIT EVEREST 500SS	2009	420-6645-07 / 420-6645-08 / 420-6645-09 / 515-1763-98 / 515-1774-71 / 515-1778-13	712-0011
SUMMIT EVEREST 600HO ETEC	2009-11	420-6645-07 / 420-6645-08 / 420-6645-09 / 515-1763-98 / 515-1774-71 / 515-1778-13	712-0011
SUMMIT EVEREST 800R ETEC	2011	420-6645-07 / 420-6645-08 / 420-6645-09 / 515-1763-98 / 515-1774-71 / 515-1778-13	712-0011
SUMMIT EVEREST 800R PTEK	2008-11	420-6645-07 / 420-6645-08 / 420-6645-09 / 515-1763-98 / 515-1774-71 / 515-1778-13	712-0011
SUMMIT FREERIDE 800R ETEC	2011	420-6645-07 / 420-6645-08 / 420-6645-09 / 515-1763-98 / 515-1774-71 / 515-1778-13	712-0011
SUMMIT HILLCLIMB 800R PTEK	2009-10	420-6645-07 / 420-6645-08 / 420-6645-09 / 515-1763-98 / 515-1774-71 / 515-1778-13	712-0011
SUMMIT SP 600HO ETEC	2012-18	420-6645-07 / 420-6645-08 / 420-6645-09 / 515-1763-98 / 515-1774-71 / 515-1778-13	712-0011
SUMMIT SP 800R ETEC	2012-17	420-6645-07 / 420-6645-08 / 420-6645-09 / 515-1763-98 / 515-1774-71 / 515-1778-13	712-0011
SUMMIT SP 800R PTEK	2011	420-6645-07 / 420-6645-08 / 420-6645-09 / 515-1763-98 / 515-1774-71 / 515-1778-13	712-0011
SUMMIT SP/X 600R ETEC	2019	420-6645-07 / 420-6645-08 / 420-6645-09 / 515-1763-98 / 515-1774-71 / 515-1778-13	712-0011
SUMMIT SPORT 600	2010-13	420-6645-07 / 420-6645-08 / 420-6645-09 / 515-1763-98 / 515-1774-71 / 515-1778-13	712-0011
SUMMIT SPORT 800R PTEK	2012-14	420-6645-07 / 420-6645-08 / 420-6645-09 / 515-1763-98 / 515-1774-71 / 515-1778-13	712-0011
SUMMIT X 600 HO ETEC	2009-11	420-6645-07 / 420-6645-08 / 420-6645-09 / 515-1763-98 / 515-1774-71 / 515-1778-13	712-0011
SUMMIT X 800R ETEC	2011-17	420-6645-07 / 420-6645-08 / 420-6645-09 / 515-1763-98 / 515-1774-71 / 515-1778-13	712-0011
SUMMIT X 800R PTEK	2008-10	420-6645-07 / 420-6645-08 / 420-6645-09 / 515-1763-98 / 515-1774-71 / 515-1778-13	712-0011
TUNDRA LT 600 ACE XP	2011-21	278-0010-16 / 278-0028-95	712-0010
TUNDRA 600 EFI SPORT	2021	420-6645-07 / 420-6645-08 / 420-6645-09 / 515-1763-98 / 515-1774-71 / 515-1778-13	712-0011
TUNDRA SPORT 600ACE XP	2012-21	278-0010-16 / 278-0028-95	712-0010
TUNDRA XTREME 600HO ETEC	2011-20	420-6645-07 / 420-6645-08 / 420-6645-09 / 515-1763-98 / 515-1774-71 / 515-1778-13	712-0011

Model	Year	OEM No.	Part No.
Yamaha™			
APEX	2010-12	8CC-85790-00 / 8CC-85790-01	71-31000
APEX ALL OPTIONS	2016-17	5YP-85790-00	710-0011
APEX ER	2006-07	8CC-85790-00 / 8CC-85790-01	71-31000
APEX GT	2006-10	8CC-85790-00 / 8CC-85790-01	71-31000
APEX LTX GT	2008-10	8CC-85790-00 / 8CC-85790-01	71-31000
APEX MOUNTAIN	2006-07	8CC-85790-00 / 8CC-85790-01	71-31000
APEX MTX	2008-10	8CC-85790-00 / 8CC-85790-01	71-31000
APEX SE	2011-12	8CC-85790-00 / 8CC-85790-01	71-31000
APEX XTX	2011-12	8CC-85790-00 / 8CC-85790-01	71-31000
ATTAK	2006-07	8CC-85790-00 / 8CC-85790-01	71-31000
FX NYTRO	2013-14	5YP-85790-00	710-0011
FX NYTRO ALL OPTIONS	2008-12	8CC-85790-00 / 8CC-85790-01	71-31000
MOUNTAIN MAX 600	1997-02	8CC-85790-00 / 8CC-85790-01	71-31000
MOUNTAIN MAX 700	1997-00	8CC-85790-00 / 8CC-85790-01	71-31000
MOUNTAIN MAX 800	2021	8JP-H5790-00-00	710-1010
NYTRO/ER	2006-07	8CC-85790-00 / 8CC-85790-01	71-31000
PHAZER	2014-17	5YP-85790-00	710-0011
PHAZER ALL OPTIONS	2007-13	8CC-85790-00 / 8CC-85790-01	71-31000
RAGE	2006-07	8CC-85790-00 / 8CC-85790-01	71-31000
RS RAGE	2005	8CC-85790-00 / 8CC-85790-01	71-31000
RS VECTOR	2014-17	5YP-85790-00	710-0011
RS VECTOR ALL OPTIONS	2005-13	8CC-85790-00 / 8CC-85790-01	71-31000
RS VENTURE	2014-18, 20	5YP-85790-00	710-0011
RS VENTURE ALL OPTIONS	2005-13	8CC-85790-00 / 8CC-85790-01	71-31000
RS VIKING PROFESSIONAL	2013-16	5YP-85790-00	710-0011
RS VIKING PROFESSIONAL/VK PRO	2006-12	8CC-85790-00 / 8CC-85790-01	71-31000
RX WARRIOR	2004-05	8CC-85790-00 / 8CC-85790-01	71-31000
RX-1 ALL OPTIONS	2003-05	8CC-85790-00 / 8CC-85790-01	71-31000
SIDEWINDER (ALL)	2017-21	4P9-83591-00-00 / 54P-H3591-00-00	710-1011
SR VENTURE DX	2018	8JP-H5790-00-00	710-1010
SRVIPER L TX (ALL)	2014-21	8JP-H5790-00-00	710-1010
SRVIPER M TX	2015-17	8JP-H5790-00-00	710-1010
SRVIPER R TX	2014-18	8JP-H5790-00-00	710-1010
SRVIPER S TX	2015-16	8JP-H5790-00-00	710-1010
SRVIPER X TX	2014-17	8JP-H5790-00-00	710-1010
SX 600R (SX600D)	2000-03	8CC-85790-00 / 8CC-85790-01	71-31000
SX 700R/SD	2000-01	8CC-85790-00 / 8CC-85790-01	71-31000
SX VENOM MOUNTAIN	2021	8JP-H5790-00-00	710-1010
SX VENOM/ER	2004-06	8CC-85790-00 / 8CC-85790-01	71-31000
SX VIPER ALL OPTIONS	2002-06	8CC-85790-00 / 8CC-85790-01	71-31000
TRANSPORTER 800	2021	8JP-H5790-00-00	710-1010
TRANSPORTER LITE	2021	8JP-H5790-00-00	710-1010
VECTOR ALL OPTIONS	2006-12	8CC-85790-00 / 8CC-85790-01	71-31000
VENTURE (RST90W)	2007	8CC-85790-00 / 8CC-85790-01	71-31000
VENTURE 500	1997-01	8CC-85790-00 / 8CC-85790-01	71-31000
VENTURE 600	1997-06	8CC-85790-00 / 8CC-85790-01	71-31000
VENTURE 700	1998-04	8CC-85790-00 / 8CC-85790-01	71-31000
VENTURE GT	2007	8CC-85790-00 / 8CC-85790-01	71-31000
VENTURE LITE	2007-13	8CC-85790-00 / 8CC-85790-01	71-31000
VK PROFESSIONAL II	2016-18	5YP-85790-00	710-0011
VK PROFESSIONAL II	2020-21	5YP-85790-00	710-0011
VMAX 500	1997-01	8CC-85790-00 / 8CC-85790-01	71-31000
VMAX 600	1997-03	8CC-85790-00 / 8CC-85790-01	71-31000
VMAX 700	1997-02	8CC-85790-00 / 8CC-85790-01	71-31000

AIR TEMPERATURE SENSORS



Part No. 710-0011
Code B
Keyword 16B

19mm Nut, M12 X Pitch 1.5
Length: 58.9mm



Part No. 710-0013
Code B
Keyword 16

4 Pin. Hole: 6.7mm w/O-Ring



Part No. 710-0014
Code B
Keyword 16

17mm Nut, M12 x Pitch 1.5mm
Overall Length: 46.6mm
w/ 2 Pin. w/Cover



Part No. 711-1001
Code B
Keyword 16

Wire Length: 18cm Hole: 4.5mm
C to C: 24mm



Part No. 711-1002
Code B
Keyword 16

4 Pin. Hole: 4.8mm w/ O-RING

NOTES:

710-0011 Note: Water Temperature Sensor for Yamaha™ Apps, Air Temperature Sensor For Arctic Cat™ and Suzuki™

710-0013 Note: Air Temperature Sensor also fits ATV's, UTV's, MC's and WC's. Please ask for more details

711-1002 Note: Air Temperature Sensor also fits ATV/UTV, Please Inquire for detail information

Model	Year	OEM No.	Part No.
Arctic Cat™			
BEARCAT 3000 LT	2016-19	0824-052	711-1002
BEARCAT 5000	2015	3007-214 / 3007-060	710-0011
BEARCAT XT Z1	2010-14	3007-214 / 3007-060	710-0011
BLAST 4000 LT / M / ZR	2021	0824-052	711-1002
CROSSFIRE 500 EFI	2007-09	3007-214 / 3007-060	710-0011
EXT 580 EFI	1998	3005-071 / 3005-460	711-1001
F 1100	2012-13	3007-060	710-0011
F5	2007-12	3007-060	710-0011
FIRECAT 600 EFI /EXT/SNO PRO	2004	3005-071 / 3005-460	711-1001
FIRECAT 700 EFI /EXT/SNO PRO	2004	3005-071 / 3005-460	711-1001
JAGUAR Z1 1100 EFI	2007-08	3007-214 / 3007-060	710-0011
M 1100	2012-13	3007-214 / 3007-060	710-0011
M 6000 ES/LTD/SNOPRO	2014-19	0824-052	711-1002
M 8000(ALL)	2018-21	0824-052	711-1002
M 9000	2014	3007-214 / 3007-060	710-0011
M 9000 KING CAT	2017-19	3020-380	710-0014
M5 EFI - ELECTRICAL	2006	3007-214 / 3007-060	710-0011
MOUNTAIN CAT 500 EFI	2001	3005-071 / 3005-460	711-1001
MOUNTAIN CAT 600 EFI /LE	2001-04	3005-071 / 3005-460	711-1001
MOUNTAIN CAT 800 EFI /LE	2002-04	3005-071 / 3005-460	711-1001
NORSEMAN 3000	2018-19	0824-052	711-1002
NORSEMAN 6000 /X	2018-19	0824-052	711-1002
NORSEMAN 8000 X	2019-21	0824-052	711-1002
PANTER 800 EFI /ESR	2002-04	3005-071 / 3005-460	711-1001
PANTERA 3000	2016-19	0824-052	711-1002
PANTERA 580 EFI	1999-01	3005-071 / 3005-460	711-1001
PANTERA 600 EFI /ESR	2002-05	3005-071 / 3005-460	711-1001
PANTERA 6000	2018-19	0824-052	711-1002
POWDER SPECIAL 500 EFI /LE	1999-00	3005-071 / 3005-460	711-1001
POWDER SPECIAL 600 EFI /LE	1998-00	3005-071 / 3005-460	711-1001
POWDER SPECIAL EFI	1997	3005-071 / 3005-460	711-1001
RIOT /X 8000	2020-21	0824-052	711-1002
RIOT 6000	2020-21	0824-052	711-1002
SABERCAT 500 EFI	2006	3007-214 / 3007-060	710-0011
SABERCAT 600 EFI /EXT/LX	2004	3005-071 / 3005-460	711-1001
SABERCAT 700 EFI /EXT/LX	2004	3005-071 / 3005-460	711-1001
SNO PRO 500	2010-14	3007-214 / 3007-060	710-0011
T500	2008-09	3007-214 / 3007-060	710-0011
TZ1	2009-14	3007-214 / 3007-060	710-0011
XF 1100	2012-13	3007-214 / 3007-060	710-0011
XF 6000 (ALL)	2015-19	0824-052	711-1002
XF 8000 (ALL)	2018-19	0824-052	711-1002
XF 9000	2014-16	3007-214 / 3007-060	710-0011
XF 9000 (ALL)	2017-19	3020-380	710-0014
Z1 TURBO	2009-11	3007-214 / 3007-060	710-0011
ZL 500 EFI /ESR	1999-01	3005-071 / 3005-460	711-1001
ZL 580 EFI ESR	2000	3005-071 / 3005-460	711-1001
ZL 600 EFI /SS/ESR	1999-03	3005-071 / 3005-460	711-1001

Model	Year	OEM No.	Part No.
Arctic Cat™			
ZL 800 EFI /ESR/SS	2003	3005-071 / 3005-460	711-1001
ZR 3000 LXR	2017-19	0824-052	711-1002
ZR 500 EFI /LE	1999-01	3005-071 / 3005-460	711-1001
ZR 5000	2014-17	3007-214 / 3007-060	710-0011
ZR 580 EFI	1997	3005-071 / 3005-460	711-1001
ZR 600 EFI /LE/CC	1999-02	3005-071 / 3005-460	711-1001
ZR 600 EFI /LE/XC/CC	1998-03	3005-071 / 3005-460	711-1001
ZR 6000 (ALL)	2015-21	0824-052	711-1002
ZR 800 EFI /ESR/SS/SNO PRO	2003	3005-071 / 3005-460	711-1001
ZR 8000 (ALL)	2018-21	0824-052	711-1002
ZR 9000	2014-16	3007-214 / 3007-060	710-0011
ZR 9000(ALL)	2017-21	3020-380	710-0014
Polaris™			
600 AXYS INDY ADVENTURE	2021	2410605 / 0451352 / 2410422 / 2411082 / 2411528	710-0013
600 AXYS INDY XC	2021	2410605 / 0451352 / 2410422 / 2411082 / 2411528	710-0013
600 AXYS PRO RMK	2016-21	2410605 / 0451352 / 2410422 / 2411082 / 2411528	710-0013
600 INDY ADVENTURE	2020	2410605 / 0451352 / 2410422 / 2411082 / 2411528	710-0013
600 INDY SP/ES	2014-21	2410605 / 0451352 / 2410422 / 2411082 / 2411528	710-0013
600 INDY VOYAGEUR	2015-16	2410605 / 0451352 / 2410422 / 2411082 / 2411528	710-0013
600 INDY XC	2019-20	2410605 / 0451352 / 2410422 / 2411082 / 2411528	710-0013
600 INDY XCR	2020-21	2410605 / 0451352 / 2410422 / 2411082 / 2411528	710-0013
600 IQ WIDETRAK	2015-17	2410605 / 0451352 / 2410422 / 2411082 / 2411528	710-0013
600 PRO RMK /LE	2013-15	2410605 / 0451352 / 2410422 / 2411082 / 2411528	710-0013
600 RACER	2021	2410605 / 0451352 / 2410422 / 2411082 / 2411528	710-0013

AIR TEMPERATURE SENSORS

See Page 1039 for Images, Code and Keyword



Model	Year	OEM No.	Part No.	Model	Year	OEM No.	Part No.
Polaris™				Polaris™			
600 RMK	2014-21	2410605 / 0451352 / 2410422 / 2411082 / 2411528	710-0013	800 RMK KHAOS	2020	2410605 / 0451352 / 2410422 / 2411082 / 2411528	710-0013
600 RUSH PRO R	2014	2410605 / 0451352 / 2410422 / 2411082 / 2411528	710-0013	800 RUSH PRO R	2014	2410605 / 0451352 / 2410422 / 2411082 / 2411528	710-0013
600 RUSH PRO S/X	2015-20	2410605 / 0451352 / 2410422 / 2411082 / 2411528	710-0013	800 RUSH PRO S/X	2015-20	2410605 / 0451352 / 2410422 / 2411082 / 2411528	710-0013
600 RUSH XCR	2019	2410605 / 0451352 / 2410422 / 2411082 / 2411528	710-0013	800 SWITCHBACK	2014	2410605 / 0451352 / 2410422 / 2411082 / 2411528	710-0013
600 SWITCHBACK	2014	2410605 / 0451352 / 2410422 / 2411082 / 2411528	710-0013	800 SWITCHBACK ADVENTURE	2014-19	2410605 / 0451352 / 2410422 / 2411082 / 2411528	710-0013
600 SWITCHBACK ADVENTURE	2014-19	2410605 / 0451352 / 2410422 / 2411082 / 2411528	710-0013	800 SWITCHBACK ASSAULT	2014-20	2410605 / 0451352 / 2410422 / 2411082 / 2411528	710-0013
600 SWITCHBACK ASSAULT	2014-20	2410605 / 0451352 / 2410422 / 2411082 / 2411528	710-0013	800 SWITCHBACK PRO R	2014	2410605 / 0451352 / 2410422 / 2411082 / 2411528	710-0013
600 SWITCHBACK PRO R	2014	2410605 / 0451352 / 2410422 / 2411082 / 2411528	710-0013	800 SWITCHBACK PRO S	2015-19	2410605 / 0451352 / 2410422 / 2411082 / 2411528	710-0013
600 SWITCHBACK PRO S/X	2015-21	2410605 / 0451352 / 2410422 / 2411082 / 2411528	710-0013	800 SWITCHBACK XCR	2020	2410605 / 0451352 / 2410422 / 2411082 / 2411528	710-0013
600 SWITCHBACK XCR	2019-21	2410605 / 0451352 / 2410422 / 2411082 / 2411528	710-0013	800 TITAN SP/ADVENTURE/XC	2018-21	2410605 / 0451352 / 2410422 / 2411082 / 2411528	710-0013
600 VOYAGEUR	2014	2410605 / 0451352 / 2410422 / 2411082 / 2411528	710-0013	850 AXYS INDY XC	2021	2410605 / 0451352 / 2410422 / 2411082 / 2411528	710-0013
600 VOYAGEUR	2019-21	2410605 / 0451352 / 2410422 / 2411082 / 2411528	710-0013	850 AXYS PRO RMK	2019-21	2410605 / 0451352 / 2410422 / 2411082 / 2411528	710-0013
650 MATRYX INDY VR1	2021	2410605 / 0451352 / 2410422 / 2411082 / 2411528	710-0013	850 AXYS SKS	2019-20	2410605 / 0451352 / 2410422 / 2411082 / 2411528	710-0013
650 MATRYX INDY XC	2021	2410605 / 0451352 / 2410422 / 2411082 / 2411528	710-0013	850 AXYS SWITCHBACK ASSAULT	2021	2410605 / 0451352 / 2410422 / 2411082 / 2411528	710-0013
650 MATRYX SWITCHBACK ASSAULT	2021	2410605 / 0451352 / 2410422 / 2411082 / 2411528	710-0013	850 INDY ADVENTURE	2020-21	2410605 / 0451352 / 2410422 / 2411082 / 2411528	710-0013
800 AXYS PRO RMK	2016-20	2410605 / 0451352 / 2410422 / 2411082 / 2411528	710-0013	850 INDY XC	2019-20	2410605 / 0451352 / 2410422 / 2411082 / 2411528	710-0013
800 AXYS SKS	2019-20	2410605 / 0451352 / 2410422 / 2411082 / 2411528	710-0013	850 INDY XCR	2020	2410605 / 0451352 / 2410422 / 2411082 / 2411528	710-0013
800 INDY 129 XCR	2020	2410605 / 0451352 / 2410422 / 2411082 / 2411528	710-0013	850 MATRYX INDY VR1	2021	2410605 / 0451352 / 2410422 / 2411082 / 2411528	710-0013
800 INDY ADVENTURE	2020	2410605 / 0451352 / 2410422 / 2411082 / 2411528	710-0013	850 MATRYX INDY XC	2021	2410605 / 0451352 / 2410422 / 2411082 / 2411528	710-0013
800 INDY SP/ES/INTL	2014-16	2410605 / 0451352 / 2410422 / 2411082 / 2411528	710-0013	850 MATRYX SWITCHBACK ASSAULT	2021	2410605 / 0451352 / 2410422 / 2411082 / 2411528	710-0013
800 INDY XC	2019-20	2410605 / 0451352 / 2410422 / 2411082 / 2411528	710-0013	850 PRO RMK	2019	2410605 / 0451352 / 2410422 / 2411082 / 2411528	710-0013
800 PRO RMK /LE	2013-15	2410605 / 0451352 / 2410422 / 2411082 / 2411528	710-0013	850 RMK KHAOS	2020-21	2410605 / 0451352 / 2410422 / 2411082 / 2411528	710-0013
800 RMK	2014-16	2410605 / 0451352 / 2410422 / 2411082 / 2411528	710-0013	850 RUSH PRO S	2019-20	2410605 / 0451352 / 2410422 / 2411082 / 2411528	710-0013
800 RMK ASSAULT	2014-15	2410605 / 0451352 / 2410422 / 2411082 / 2411528	710-0013	850 RUSH XCR	2019	2410605 / 0451352 / 2410422 / 2411082 / 2411528	710-0013

TERMS & INDEX

NEW

HELMETS

HELMET ACCESSORIES

APPAREL

ACCESSORIES

TRACKS & SUSPENSION

STEERING

TRANS MISSION

PLOW & WINCH

WIND SHIELDS

BRAKES & CARB.

ENGINE PARTS

ELECTRICAL

TRAILER

CHEMICALS

TECH & TOOLS

P.O.P



Model	Year	OEM No.	Part No.
Polaris™			
850 SKS	2019-21	2410605 / 0451352 / 2410422 / 2411082 / 2411528	710-0013
850 SWITCHBACK ASSAULT	2019-20	2410605 / 0451352 / 2410422 / 2411082 / 2411528	710-0013
850 SWITCHBACK PRO-S	2019-21	2410605 / 0451352 / 2410422 / 2411082 / 2411528	710-0013
850 SWITCHBACK XCR	2019-21	2410605 / 0451352 / 2410422 / 2411082 / 2411528	710-0013
FS/FST CLASSIC	2006	2410605 / 0451352 / 2410422 / 2411082 / 2411528	710-0013
FS/FST IQ TOURING	2007-10	2410605 / 0451352 / 2410422 / 2411082 / 2411528	710-0013
FS/FST TOURING	2006	2410605 / 0451352 / 2410422 / 2411082 / 2411528	710-0013
FST IQ CRUISER	2007-08	2410605 / 0451352 / 2410422 / 2411082 / 2411528	710-0013
FST IQ/LX	2007	2410605 / 0451352 / 2410422 / 2411082 / 2411528	710-0013
FST/FST IQ SWITCHBACK	2006-07	2410605 / 0451352 / 2410422 / 2411082 / 2411528	710-0013
IQ TURBO DRAGON	2008-10	2410605 / 0451352 / 2410422 / 2411082 / 2411528	710-0013
IQ TURBO LXT	2013-14	2410605 / 0451352 / 2410422 / 2411082 / 2411528	710-0013
TURBO IQ	2009-12	2410605 / 0451352 / 2410422 / 2411082 / 2411528	710-0013
TURBO IQ LX	2010-12	2410605 / 0451352 / 2410422 / 2411082 / 2411528	710-0013
TURBO IQ LXT	2011-12	2410605 / 0451352 / 2410422 / 2411082 / 2411528	710-0013
TURBO SWITCHBACK	2008-10	2410605 / 0451352 / 2410422 / 2411082 / 2411528	710-0013
Ski-Doo™			
BACKCOUNTRY 600 EFI SPORT		707-0009-95	710-0013
BACKCOUNTRY X/X-RS 600R ETEC	2019-20	707-0009-95	710-0013
BACKCOUNTRY X/X-RS 850 ETEC	2019-20	707-0009-95	710-0013
EXPEDITION 600R EFI SPORT	2021	707-0009-95	710-0013
EXPEDITION LE/SE 1200 4-TEC	2011-19	707-0009-95	710-0013
EXPEDITION LE/SE/SWT 900 ACE	2015-21	707-0009-95	710-0013
EXPEDITION SE/LE 600R ETEC	2020-21	707-0009-95	710-0013
EXPEDITION SPORT 600 ACE	2011-21	707-0009-95	710-0013
EXPEDITION SPORT 900 ACE	2014-21	707-0009-95	710-0013
EXPEDITION SWT 600R ETEC	2021	707-0009-95	710-0013
EXPEDITION TUV /SE 1200	2010	707-0009-95	710-0013
EXPEDITION TUV /SE 600 SDI	2009-10	707-0009-95	710-0013
EXPEDITION TUV V800	2009	707-0009-95	710-0013
EXPEDITION XTREME 850 ETEC	2020-21	707-0009-95	710-0013
FREERIDE 850 ETEC (ALL)	2018-21	707-0009-95	710-0013
GRAND TOURING LE 900 ACE	2014-21	707-0009-95	710-0013
GRAND TOURING LE/SE 1200 4-TEC	2010-18	707-0009-95	710-0013
GRAND TOURING LE/SPORT 600R ETEC	2019-21	707-0009-95	710-0013

Model	Year	OEM No.	Part No.
Ski-Doo™			
GRAND TOURING SPORT 600 ACE	2011-21	707-0009-95	710-0013
GSX LE 900 ACE	2014-15	707-0009-95	710-0013
GSX LE/SE 1200 4-TEC	2009-15	707-0009-95	710-0013
GTX LE/SE 1200 4-TEC	2009	707-0009-95	710-0013
MXZ 600R ETEC (ALL)	2019-21	707-0009-95	710-0013
MXZ 600 EFI SPORT	2021	707-0009-95	710-0013
MXZ 600RS/RACING	2018-21	707-0009-95	710-0013
MXZ 850 ETEC (ALL)	2017-21	707-0009-95	710-0013
MXZ ADRENALINE 1200	2010	707-0009-95	710-0013
MXZ RENEGADE /X 1200 4-TEC	2009	707-0009-95	710-0013
MXZ SPORT 600 ACE	2011-18	707-0009-95	710-0013
MXZ TNT 1200 4-TEC	2009-18	707-0009-95	710-0013
MXZ TNT 600 ACE	2012	707-0009-95	710-0013
MXZ TNT 900 ACE	2014-18	707-0009-95	710-0013
MXZ X 1200 4-TEC	2009-18	707-0009-95	710-0013
RENEGADE 600 ACE (ALL)	2011-21	707-0009-95	710-0013
RENEGADE 600 EFI SPORT	2021	707-0009-95	710-0013
RENEGADE 600 EFI SPORT	2021	707-0009-95	710-0013
RENEGADE 600R ETEC (ALL)	2019-21	707-0009-95	710-0013
RENEGADE 850 ETEC (ALL)	2017-21	707-0009-95	710-0013
RENEGADE 900 ACE (ALL)	2014-21	707-0009-95	710-0013
RENEGADE ADRENALINE 1200 4-TEC	2010-18	707-0009-95	710-0013
RENEGADE ADRENALINE /X/	2019		710-0013
XRS 600R ETEC			
RENEGADE ADRENALINE 900 ACE	2014-18		710-0013
RENEGADE ADRENALINE/X 850 ETEC	2017-19		710-0013
RENEGADE BACKCOUNTRY 850 ETEC	2018		710-0013
RENEGADE X 1200 4-TEC	2010-18	707-0009-95	710-0013
SKANDIC SPORT / WT 600 EFI	2021	707-0009-95	710-0013
SKANDIC SWT 600 ACE	2012-14	707-0009-95	710-0013
SKANDIC SWT V800	2009-10	707-0009-95	710-0013
SKANDIC SWT/WT 600R E-TEC	2021	707-0009-95	710-0013
SKANDIC WT 600 ACE	2011-21	707-0009-95	710-0013
SKANDIC WT/SWT 900 ACE	2015-21	707-0009-95	710-0013
SUMMIT 600R ETEC	2019-21	707-0009-95	710-0013
SUMMIT 850 ETEC (ALL)	2017-21	707-0009-95	710-0013
TUNDRA 600 ACE (ALL)	2011-21	707-0009-95	710-0013
TUNDRA 600 EFI SPORT / LT	2011-19	707-0009-95	710-0013
Yamaha™			
SR VENTURE DX	2017-20	65L-85886-00-00	710-0014
SRVIPER B TX LE	2017-21	65L-85886-00-00	710-0014
SRVIPER L TX (ALL)	2017-21	65L-85886-00-00	710-0014
SRVIPER M TX	2017-19	65L-85886-00-00	710-0014
SRVIPER R TX	2017-18	65L-85886-00-00	710-0014
SRVIPER S TX	2017-21	65L-85886-00-00	710-0014
SRVIPER X TX	2017-21	65L-85886-00-00	710-0014
SRVIPER SRX LE	2019-21	65L-85886-00-00	710-0014

TERMS & INDEX

NEW

HELMETS

HELMET ACCESSORIES

APPAREL

ACCESSORIES

TRACKS & SUSPENSION

STEERING

TRANS MISSION

PLOW & WINCH

WIND SHIELDS

BRAKES & CARB.

ENGINE PARTS

ELECTRICAL

TRAILER

CHEMICALS

TECH & TOOLS

P.O.P



BE READY

**WHATEVER YOUR STYLE IS,
CAMSO HAS THE RIGHT TRACK**

Make sure to contact your Gamma Powersports representative before ordering any system for next season!

TRAILER

2022 SNOW CATALOGUE

EZ-HITCH

- Designed for ATVs and UTVs to tow a variety of trailers without changing hitches
- Durable Chrome 2" Ball
- Fits most ATV & UTVs with factory receiver
- Rust resistant black powder coat finish
- Includes 5/8" pin and clip
- Available for 1-1/4" and 2" receivers



1-1/4" RECEIVER
(Specifically made for Polaris ATV/UTV)



2" RECEIVER
(Fits most ATV/UTV hitch receivers)

1-7/8" BALL



Part No	Description	Code	Keyword
320-6695	EZ-HITCH 2" RECEIVER	B	5
320-6696	EZ-HITCH 1-1/4" RECEIVER	B	5
320-6697	EZ-HITCH 1-7/8" BALL	B	5



BEARINGS

NTN TRAILER WHEEL BEARING KITS

NTN's Formula Trailer Wheel Bearing Kit is the perfect replacement choice for 1" and 1-1/16" trailer wheel axle bearings, offering the Do It Yourself consumer a high quality bearing replacement kit at an affordable price.

The NTN Formula kit comes with everything necessary to replace trailer wheel bearings easily and effectively:

Kit Includes: 2 bearing (cone), 2 bearing (cup), 1 dbl. lip seal, 1 pkg of grease, 1 pair of gloves.



Part No	Description	Code	Keyword
050-3200	1" Axle	B	17
050-3201	1 1/16" Axle	B	17



KML TRAILER WHEEL BEARING KITS

Each kit contain all parts for replacing one wheel assembly:

- 2 roller bearings
- 1 seal
- 1 cotter pin
- 1 grease pouch
- Instruction



Part No	Description	Code	Keyword
050-4200	1" Axle	B	17
050-4201	1 1/16" Axle	B	17



7-POLE RV BLADE ROUNDS

Seven-pole connectors are typically used with large trailers (RV and industrial). These connectors provide all the functions of the 6-pole with the addition of the backup/reverse function.



- Tow vehicle end socket only (plastic)

Part No	Code	Keyword
320-6303	C	17



- Trailer end plug only (plastic)

Part No	Code	Keyword
320-6304	C	17

7-WAY RV BLADE TO 4-WIRE CONNECTOR



Part No	Code	Keyword
320-6300	C	17

TRAILER WIRING INSTALLATION KIT

- Everything needed to rewire a trailer
- Ideal for Y-harness and 4 conductor wire installation
- Includes specialty tools: multi-purpose wire tool and 6-12V L.E.D. circuit tester



Part No	Code	Keyword
320-6414	C	17

TRAILER CONNECTORS

POWER SOCKETS

12-VOLT POWER SOCKET

- Flush-mount design means no drilling required
- Mounts anywhere 12-Volt power is needed
- Weather proof dust cover

Part No	Code	Keyword
320-6400	C	17



12-VOLT POWER SOCKET W/LIGHT

- Provides bonus light for multi-purpose use
- Flush mount design
- Mounts anywhere 12-Volt power is needed
- Weather proof dust cover

Part No	Code	Keyword
320-6402	C	17



12-VOLT SOCKET W/ WIRE & FUSE ASSEMBLY

- Flush-mount design means no drilling required
- Mounts anywhere 12-Volt power is needed
- Weather proof dust cover
- Comes with wire and fuse assembly

Part No	Code	Keyword
320-6401	C	17



12-VOLT SOCKET W/ LIGHT, WIRE & FUSE ASSEMBLY

- Provides bonus light for multi-purpose use
- Flush mount design
- Mounts anywhere 12-Volt power is needed
- Weather proof dust cover
- Comes with wire and fuse assembly

Part No	Code	Keyword
320-6403	C	17



TRAILER CONNECTORS



4-WIRE FLAT TESTER

With LED indicator lights. Test left turn/ brake, right turn/brake and tail/marker lights. Red LED light will glow if connection is correct.



Part No	Code	Keyword
320-6302	C	17

QUICK FIX FLAT

- Repairs/replaces damaged 4-flat
- Matched set (vehicle and trailer)
- No external splices to create corrosion point



Part No	Code	Keyword
320-6301	C	17

ENDURANCE™ QUICK-FIX™ 4 WIRE FLAT

- L.E.D. Test lights confirm electrical continuity
- Ergonomic grip for easier handling
- Trailer end only



Part No	Code	Keyword
320-6415	C	17

4 WIRE FLAT EXTENSION

12" 4 WIRE FLAT

- Non Shrouded loop
- Provides extension for FORD tow packages




Part No	Code	Keyword
320-6307	C	17

4 WIRE FLAT VEHICLE END

12" TOW VEHICLE END

- Includes 3 splice connectors



Part No	Code	Keyword
320-6312	C	17

4 WIRE FLAT TRAILER END

12" TRAILER END

- Includes 3 splice connectors



Part No	Code	Keyword
320-6311	C	17

48" TRAILER END

- Includes 3 splice connectors



Part No	Code	Keyword
320-6308	C	17

4 WIRE FLAT VEHICLE/TRAILER END

12" TOW VEHICLE END & 12" TRAILER END SET


- Includes 6 splice connectors



Part No	Code	Keyword
320-6309	C	17

48" TOW VEHICLE END & 20' TRAILER END Y-HARNESS

- Wishbone design includes 3 splice connectors



Part No	Code	Keyword
320-6310	C	17

TRAILER BRAKE CONTROLS

- LED gradually changes from green to bright yellow as power setting is increased
- Short proof protection from trailer brake wire shorts
- Red LED indicates short circuit



Part No	Code	Keyword
320-6305	C	17

AGILITY™ BRAKE CONTROL

- Fully Digital...settings for power level (gain) and sensitivity (response) make this the easiest brake control to set and the most repeatable in use after use
- Easiest To Adjust settings for full and empty loads time and again
- Easier To Read 0-to-100 power scale (other brake control shave glowing bulbs or display power in volts)
- DIY Installation Available Hopkins' universal and vehicle-specific brake control harnesses make this a DIY install
- Advanced Inertial accelerometer instantly activates brakes, advanced proportional controller mirrors braking action of the tow vehicle
- Innovative Vertical Slide is easier to see and use than traditional horizontal slides



Part No	Code	Keyword
320-6404	C	17

UNIVERSAL BRAKE CONTROL CONNECTORS & ACCESSORIES

Make your brake control installation easy! No more running wires through the fire wall or searching for the stop switch. No more hassles - it's Plug-In Simple!®

FORD™/LINCOLN™



Part No	Code	Keyword
320-6313	C	17

Application

Model	Year
F-150	1994-08
F-250/F-350	1994-04
Expedition	1997-12
Van (Full size w/tow prep)	1994-98
Excursion	2000-05
Flex	2006-11
Windstar	1995-03
Explorer	2001-16
Navigator	1998-12
MKT	2010-11

HONDA™

Part No	Code	Keyword
320-6409	C	17



Application

Model	Year
Ridgeline	2006-14
Pilot	2006-16

CHEV™/GMC™/CAD™/HUMMER™ FORD™



Part No	Code	Keyword
320-6315	C	17

Application

Model	Year
Silverado	1999-06
Sierra	1999-07
Suburban	2000-06
Tahoe	2000-06
Yukon	2000-06
Denali	2000-06
Escalade	2000-06
H2	2003-07

NISSAN™

Part No	Code	Keyword
320-6405	C	17



Application

Model	Year
Armada	2004-15
Titan	2004-15
Frontier	2006-16
Pathfinder	2006-17
Xterra	2004-15
QX56	2004-13



Part No	Code	Keyword
320-6407	C	17

Application

Model	Year
F-250/F-350	2005-07

TOYOTA™

Part No	Code	Keyword
320-6408	C	17



Application

Model	Year
Tacoma	2005-15
4-Runner	2003-16
Land Cruiser	2003-11
Sequoia	2003-14
Tundra	2003-14
QX470	2003-11
QX460	2010-15
LX570	2008-11

TIE DOWNS

ROK straps are adjustable, versatile and easy to fit around most cargo and luggage items. Simply attach both ends of the straps, connect and tighten down over your load and you're off! Strongest Hold. Quality materials and good mechanical connections ensure these are the strongest stretch straps you will use. The straps are UV protected so the solid core rubber is guaranteed not to rot. Each strap safely holds 100 lbs (45kg) of cargo securely. Secure anything without scratches – no hooks. Loops on both ends can be secured to just about anything, and the mid-strap buckle allows you to adjust the strap to your needs. Each pack includes two straps.



ROK MOTORSPORT / ATV STRAPS 1" X 60"



BLACK **BLU/GRN** **GREEN** **ORANGE** **PINK**

Part No.	Colour	Code	Keyword	Part No.	Colour	Code	Keyword
390-1900	BLACK	B	17	390-1907	ORANGE	B	17
390-1902	BLU/GRN	B	17	390-1906	PINK	B	17
390-1903	GREEN	B	17	390-1910	BLK REFLEC	B	17



BLK REFLEC

ROK STRAP MEDIUM 42" X 5/8"

- As easy as attach, buckle, and tighten, the Pack Adjustable Strap is rated to carry 60 pounds (110 pounds burst strength) 5/8 inch wide, adjusts from 12 to 42 inches long
- Two-piece strap consisting of a webbing element with loop attachments and an elastic element joined by quick-release buckle
- The elastic section provides tension; the webbing section adjusts for size, ensuring you have exactly the right length with exactly the right tension
- Each section is attached independently around a luggage rack, frame tube, frame tube, foot peg carrier, the luggage is placed between the attachment points, the two parts of the strap are buckled together, and the strap is tightened
- Built for heavy outdoor use, motorcycling, backpacking, they are safer than a bungee cord, with the looped end attachments to keep your ride scratch free!



ORANGE **PINK** **GREEN** **BLACK** **BLK REFLEC**

Part No.	Colour	Code	Keyword	Part No.	Colour	Code	Keyword
390-1922	BLU/GRN	B	17	390-1927	ORANGE	B	17
390-1923	GREEN	B	17	390-1920	BLK	B	17
390-1926	PINK	B	17	390-1930	BLK REFLEC	B	17



BLU/GRN

ROK STRAP SMALL 28" X 1/2"



Part No.	Colour	Code	Keyword
390-1940	BLK REFLEC	B	17
390-1943	GRN REFLEC	B	17
390-1947	ORG REFLEC	B	17

TIE DOWNS

M1 1.5" PHATTY RATCHETING TIE-DOWNS

All The Great Features Of Our Popular Phatty Tie-Down With The Easy To Use Ratcheting Tightening System. Secure Your Cargo Tighter & Easier Than Ever Before.

- Double stitched with square / cross reinforcement with heavy duty nylon thread.
- Made from abrasion resistant nylon webbing.
- Heavy duty steel ratcheting buckle secures cargo tighter with little effort.
- Overall length is 69" x 1.5" (wide).
- Custom spring loaded lock-on "swivel carabineer" bottom hook for secure connection.
- Top soft tie loop extension with rubber coated "S" hook incorporated into design that protects your handlebars.
- Exclusive "slider name plate" to give your tie-downs a personalized custom factory look.
- Custom sublimated non fade graphics in factory colors.
- Assembly strength is 1400 lb. and a 1200 lb. working load limit.

Part No.	Colour	Code	Keyword
390-8020	Black	B	17
390-8021	Red	B	17
390-8022	Blue	B	17



M1 1.5" PHATTY TIE DOWN

- Premium Tie-Down set with top soft loop hook, bottom swivel carabineer and name plate for custom graphics
- Overall length is 69" x 1.5" (WIDE), made from abrasion resistant nylon webbing.
 - All stitching is double stitched with square/cross with heavy duty nylon thread.
 - Top soft loop extension with rubber coated "S" hook incorporated into design that protects your handlebars.
 - Assembly strength is 1400lbs and a 500lb load limit.
 - Custom spring loaded lock-on "swivel carabineer" bottom hook for secure connection.
 - Custom sublimated non fade graphics in factory colors.
 - Exclusive "slider name plate" to give your tie downs a personalized custom factory look.
 - Heavy duty steel "cam-lock" with heavy duty steel spring for a secure lock.

Part No.	Colour	Code	Keyword
390-8001	Red	B	17
390-8002	Blue	B	17
390-8003	Green	B	17
390-8006	Orange	B	17
390-8010	Black	B	17



Photo for Reference Only

M1 1.0" STANDARD TIE DOWN

- Classic Tie-Down with rubber coated "S" hooks at a great value.
- Top and bottom rubber coated "S" hook incorporated into design that protects your handlebars.
 - All stitching is double stitched square/cross with heavy duty nylon thread.
 - Our standard straight pull configuration.
 - Assembly strength is 1200lbs and a 400lb load limit.
 - Heavy duty steel "cam-lock" with extra heavy duty steel spring for a secure lock.
 - Overall length is 69" X 1" (wide) and made from abrasion resistant nylon webbing.
 - Custom sublimated graphics in factory colors.
 - Sold in pairs.

Part No.	Colour	Code	Keyword
390-8201	Red	B	17
390-8202	Blue	B	17
390-8203	Green	B	17
390-8206	Orange	B	17
390-8210	Black	B	17



Blue

M1 1.0" WORX TIE DOWN

- Premium Tie-Down set with top soft loop hook, and name plate for custom graphics
- All stitching is double stitched with square/cross with heavy duty nylon thread.
 - Custom sublimated graphics in factory colors.
 - Overall length is 69" X 1" (wide) and made from abrasion resistant nylon webbing.
 - Exclusive "slider name plate" to give your tie downs a personalized custom factory look.
 - Heavy duty steel "cam-lock" with heavy duty steel spring for a secure lock.
 - Soft hoop top with bottom rubber coated "S" hook incorporated into design that protects your handlebars.
 - Assembly strength is 1200lbs and a 400lb load limit.
 - Sold in pairs.
 - Custom spring loaded lock-on "swivel carabineer" bottom hook for secure connection.

Part No.	Colour	Code	Keyword
390-8101	Red	B	17
390-8102	Blue	B	17
390-8103	Green	B	17
390-8106	Orange	B	17
390-8110	Black	B	17



Black

TIE DOWNS

RE-TRACTABLE BOLT-ON RATCHETING TRANSOM TIE-DOWN 2" X 5.5' – 4000LB.

- 2 Pack
 - 2.5" MOUNTING BOLTS INCLUDED
 - Erickson's Bolt-On Re-Tractable is designed for boat transom's, trailers, and contractors pick-up racking.
- "LOOKS NEAT & STAYS TIGHT!"



Part No	Description	Code	Keyword
390-1326	2" x 5.5' 4000lbs.	C	17

PROFESSIONAL SERIES RE-TRACTABLE RATCHET TIE DOWNS

Erickson's new patented design is the next step up in the Tie-Down industry. The Re-Tractables are so simple to operate – simply pull the web out to the desired length and start ratcheting until tight. To release simply push down on the RED release button. The web not being used is stored in the centre housing so you have no web blowing in the wind. This feature also keeps the straps clean and free from oil and dirt.



Part No	Description	Code	Keyword
390-1323	1" x 6' 1500lbs.	C	17
390-1324	2" x 6' 4000lbs.	C	17



PROFESSIONAL SERIES CAM LOCK TIE DOWNS 1" X 6' - 1200LB

- Come in a 2-pack or 4-pack
- Features traditional pull and lock cam buckles that have been around for years


Part No	Description	Code	Keyword
390-1302	1" x 6' 1,200lbs. break strength/400lbs. 2pk.	C	17
390-1303	1" x 6' 1,200lbs. break strength/400lbs. 4pk.	C	17



PROFESSIONAL SERIES 1" X 15' RATCHET TIE DOWN

- Patented moulded rubber handles

Part No	Description	Code	Keyword
390-1322	1" x 15' 1200lbs. 2pk	C	17



TIE DOWNS



TIE DOWN RATCHET STRAP

2" X 15'



Part No	Description	Code	Keyword
390-1500	2" x 15' 5000lbs	C	17

RATCHET TIE DOWNS

- Fully rubberized handle & thumb release
- 1200 lbs. Maximum load.
- Quick release ratchet.
- Heavy 3/8" heat treated vinyl coated hook.
- 10 ft long, 4 pack



Part No	Description	Code	Keyword
390-1312	4 Pack	C	17

SAFETY LOCK-OVER CENTER BUCKLE

- It's toothless design doesn't damage the webbing and shorten its life expectancy.
- Ease of tightening or releasing the webbing is another advantage of the Safety Lock buckle.
- 2 per pack., 6 ft. long., 1200 lbs. Max.



Part No	Description	Code	Keyword
390-1311	Red	C	17

RATCHET TIE DOWN 6'

- 750 lbs. (350 kg) maximum load.
- Quick release ratchet.
- Heavy duty 3/8" metal hook. 6' (183cm) long
- 2 per package



Part No	Description	Code	Keyword
390-1321	Blue ATV Ratchet 6' (Pair)	C	17

TIE DOWN STRAPS 6' LONG

- Made in Canada.
- Made of Strong Nylon Webbing.
- Width: 1" ~ Length: 6'.
- 3/8" Hooks (90° rubber coated).
- Max load 340 kg/750lbs.
- A must on all motorcycles, ATV's, and snowmobiles.
- 2 per package.



Part No	Description	Code	Keyword
390-1300	Black Tie Down Straps	C	17

TIE DOWN ASSISTS

- (2) 1"x 18" Assist Straps
- 2000 lbs., Maximum load
- 2 per package



Part No	Description	Code	Keyword
390-1330	Black Assist	C	17
390-1331	Red Assist	C	17

TERMS & INDEX
NEW
HELMETS
HELMET ACCESSORIES
APPAREL
ACCESSORIES
TRACKS & SUSPENSION
STEERING
TRANS MISSION
PLOW & WINCH
WIND SHIELDS
BRAKES & CARB.
ENGINE PARTS
ELECTRICAL
TRAILER
CHEMICALS
TECH & TOOLS
P.O.P

TIE DOWNS, STRAPS AND ACCESSORIES



2" X 15' - 8500 LB. TOW STRAP

Part No.	Code	Keyword
390-1335	C	17



2" X 20' - 10,000 LB. TOW STRAP


- Forged safety snap hook

Part No.	Code	Keyword
390-1336	C	17



RECOVERY STRAP

Part No.	Code	Keyword
390-1334	C	17



TIE DOWN AXLE STRAP 2" X 24"

Part No.	Code	Keyword
390-1510	C	17



TIE DOWN ANCHOR 5000 LBS

- 2 bolt anchor

Part No.	Code	Keyword
390-1340	C	17



TIE DOWN ANCHOR SURFACE MOUNT

- Raiser mount for trailer decks


Part No.	Code	Keyword
390-1342	C	17



TIE DOWN ANCHOR 5000 LBS

- Recessed mount for trailer decks

Part No.	Code	Keyword
390-1341	C	17



BUNGEE STYLE CARGO NETS

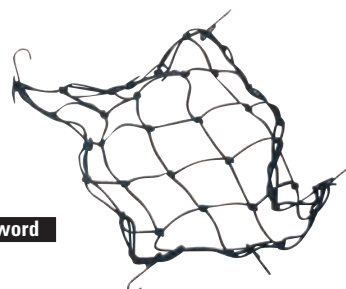
- Use on ATV's, motorcycles, snowmobiles, trucks etc.
- Nets 14' x 14' relaxed and can be stretched out to approx. 24-26'
- 3 metal plastic coated hooks across the top and bottom (6 total)



Part No	Colour	Code	Keyword
390-1410	Black	B	17

CARGO NET BLACK 28" X 28"

- Will hold down tons of stuff, hooks on just about anywhere



Part No.	Code	Keyword
390-1420	C	17

TIE DOWNS

KINEDYNE® STEADYMATE®

Canadians love their recreational vehicles! Motorcycles, ATV's, personal watercrafts, boats, snowmobiles, pick-up trucks, camping gear and bicycles are their adventure toys of choice. And they care about them. We've responded to this growing market by creating Steadymate® - a complete recreational vehicle securement system that delivers legendary Kinedyne® quality.



CINCHTITE™ 1

This industrial strength 1" strap, complete with S Hooks also offers a cam tensioning device that ensures tension while transporting.

Part No	Working Load Limit	Code	Keyword
390-1701	835 lbs. /378 kg.	C	17




2
PACK



CINCHTITE™ 2

This industrial strength 1" strap, complete with S Hooks also offers a ratchet device that ensures tension while transporting.

Part No	Working Load Limit	Code	Keyword
390-1702	835 lbs. /378 kg.	C	17



2
PACK

CINCHTITE™ 3

The advantage of the S Hook, Cam Tensioning 3 is in its integrated Soft Loop. This built in feature will protect your paint and chrome.

Part No	Working Load Limit	Code	Keyword
390-1703	835 lbs. /378 kg.	C	17



2
PACK

CINCHTITE™ 4

The Cinchtite 4 takes a look at the new securement regulations and adds a spring loaded Snap Hook that "does not come loose" from the trailer. This cam tensioning 1" Tie-Down also has an integrated Soft Loop, to protect your paint and chrome.

Part No	Working Load Limit	Code	Keyword
390-1704	835 lbs. /378 kg. 1"x6'	C	17




2
PACK



CINCHTITE™ 5

Like the 4, the 5 also adds a spring loaded Snap Hook that "does not come loose" from the trailer. With a built in soft loop designed to protect paint and chrome, and a ratcheting device. This is the premium medium duty 1" strap in the Cinchtite line.

Part No	Working Load Limit	Code	Keyword
390-1705	1,000lbs./454kg. 1"x6'	C	17




2
PACK

CINCHTITE™ 6

This Heavy-Duty strap is built for the "Big-Boy" recreational vehicle. It has all the features of the Cinchtite 5 (heavy-duty ratchet device, spring loaded Snap Hook, built-in protective soft Loop) but with a 2" wide webbing and a 1,670 lb. / 758 kg. working load limit. This strap is serious!

Part No	Working Load Limit	Code	Keyword
390-1706	1,670lbs./758kg. 2"x6'	C	17



2
PACK



TERMS & INDEX

NEW

HELMETS

HELMET ACCESSORIES

APPAREL

ACCESSORIES

TRACKS & SUSPENSION

STEERING

TRANS MISSION

PLOW & WINCH

WIND SHIELDS

BRAKES & CARB.

ENGINE PARTS

ELECTRICAL

TRAILER

CHEMICALS

TECH & TOOLS

P.O.P

TIE DOWNS

CAM BUCKLE WITH 6' WEB

Econo pack designed to give you 4 utility strap in one package. These light duty 1" cam tensioning straps are ideal for securing loads, bicycles, boxes or any other item that you want to ensure doesn't move. Straps come complete with vinyl coated S Hooks.

Part No	Working Load Limit	Code	Keyword
390-1707	400 lbs./ 185 kgs.	C	17



4
PACK



CARGO BAR

Designed for those awkward situations where you want to ensure the goods you are transporting do not shift. Whether in the trunk or the back of your pick-up truck, the CARGO BAR adjusts to suit your needs.



Part No	Working Load Limit	Code	Keyword
390-1732	400 lbs./ 185 kgs.	C	17

ATV/SNOWMOBILE TOW STRAP

Whether stuck in slush, deep powder or have a sled out of commission, ensure you are prepared. This rescue strap should be part of every snowmobiler's tool kit. Durable 1 inch web is 15 feet long and has snap hook ends so it does not come off during use.



Working Load Limit 835 lbs. / 378 kg.

Part No	Description	Code	Keyword
390-1723	Snowmobile Tow Strap	C	17

SOFT LOOP 2 PACK

The Soft Loop is designed to work with any type of tie-down that you are using (specifically the Cinchtite 1 & 2). It can be used to either loop, or create a slip not, at any appropriate attachment point of the recreational vehicle and then attach to the S Hook of the strap. This accessory makes securing easier and prevents scratching of your paint or chrome in transport.



2
PACK



Part No	Description	Working Load Limit	Code	Keyword
390-1721	Soft Loop	835 lbs./ 378 kg.	C	17

STRAPS



KWIK STRAP 2 PACK

Similar in function to the Soft loop this premium accessory is made with round sling material to add a "little give" over the rougher terrain. As a sling, it ensures that tugging and pulling does not damage your recreational vehicle. The Kwik Strap works well with any type of Tie-Down you are using (specifically the Cinchtite 1 & 2)



**2
PACK**

Part No	Description	Code	Keyword
390-1722	Kwik Strap	C	17

Working Load Limit (Choker Hold) 2080 lbs. / 943 kg.
Working Load Limit (Basket Hold) 5200 lbs. / 2358 kg.

TRACK KIT AND ACCESSORIES

RECESSED L TRACK KIT

The Recessed L Track Kit is a seamless flush fit for either the floor or wall of your trailer.



Part No	Description	Code	Keyword
390-1731	Recessed "L" Track Kit	C	17

SURFACE MOUNT L TRACK KIT

The Surface Mount L Track Kit is an easy install solution for either the floor or wall of your trailer.



Part No	Description	Code	Keyword
390-1730	Surface Mount Track Kit	C	17

HD TRIPLE STUD FITTING W/ PEAR RING

HD triple Stud Fitting with Pear Ring for L series track. 2 per package.



**2
PACK**

Part No	Description	Code	Keyword
390-1738	Stud Fitting w/ pear ring	C	17

TRACK KIT AND ACCESSORIES

SERIES E OR A TRACK FITTING W/ 1" RING

Series E or A Track fitting with 1" ring



Part No	Description	Code	Keyword
390-1724	Working Load Limit: 2,000 lbs./910 kgs.	C	17

TIE-OFF

This Tie Off that is designed to work with an E mount kit or the E track in your trailer. Simply snap the attachment into the securement point and it is ready to use with any Steadymate strap. 2 per package.



Size: 2" x 6"

Part No	Description	Code	Keyword
390-1737	Working Load Limit: 835 lbs./380 kgs.	C	17

TOWING MIRRORS

DUAL VIEW CLIP-ON TOWING MIRROR

- Fully adjustable dual mirrors maximize vision
- Adjustable security straps are non marring
- Aerodynamic design that adjusts to fit existing mirror
- Attaches to mirror in seconds



Part No	Description	Code	Keyword
390-5302	Towing Mirror Univ Premium	B	17

ACCESSORIES

TRAILER SKI GUIDES

- 5 Feet long x 7" wide x 1/2" height
- Protects your trailer from carbide damage
- Guides your sled on your trailer with ease
- Can be used as a guide and a traction product when cut to 15 inch lengths
- Multiple drill / screw location lines for easier installation
- Extremely durable
- Rubber infused thermal plastic
- Slip resistant
- Accommodates most skis

Part No	Description	Code	Keyword
390-5002	per 5' length	B	17



SERIES E OR A TRACK FITTING W/ 2" D-RING


Series E or A Track fitting w/ 2" D-ring



Part No	Description	Code	Keyword
390-1725	Working Load Limit: 2,000 lbs./910 kgs.	C	17

SERIES E TRACK KIT

The Surface Mount E Kit can be easily installed without any routing. It is an easy bolt-on solution to creating a securement point anywhere in your trailer. Once installed, logistic straps, Tie-Offs and wire hook Tie-Downs can be used for securing. This is a great solution for two bikes or sleds sharing the same fitting in a double wide trailer. Comes with a Surface Mount E Fitting, Tie-Off and installation hardware.



Part No	Description	Code	Keyword
390-1734	Series "E" Track	C	17

CHEMICALS

2022 SNOW CATALOGUE



NO AIR SHIPPING ON
COMBUSTABLE

CHEMICALS MAXIMA PRODUCTS

4 STROKE OILS

NOTE: Part Numbers that have a Quantity of 12 are SOLD BY CASE.....1 CASE = 12 BOTTLES as well as Part Numbers that have a Quantity of 4 are SOLD BY CASE.....1 CASE = 4 BOTTLES

SNOWMOBILE 4T HIGH PERFORMANCE 4-STROKE ENGINE OIL

Mineral based 4-Stroke engine oil specifically formulated for snowmobiles. Shear-stable polymer system provides excellent film thickness and viscosity stability across all operating temperatures. Advanced, proprietary additive system with industry leading anti-wear & corrosion protection keeps your engine running clean, trouble-free and extends the life of the machine. Formulated with a low pour point to remain fluid in the most extreme cold conditions. Exceeds the requirements of API SL / JASO MA2 / NMMA FC-W.

Features and Benefits:

- Formulated specifically for 4T snowmobile engines
- Superior and immediate anti-wear protection at the most extreme temperatures
- Easy cold temperature starts
- Prevents corrosion & rust formation
- Shear-stable formula maintains oil viscosity and film thickness
- Optimizes cleanliness while controlling oxidation and wear
- Exceeds API SL, JASO MA2 and NMMA FC-W specifications

Applications:

For all air and water-cooled 4-stroke gasoline scooter engines.

Not compatible with wet clutches.

Part No.	Description	Quantity/Size	Code	Keyword
920-4001	Snowmobile 4T 5W-30	1/5 Gallon	B	24



SNOW 4T FULL SYNTHETIC 100% SYNTHETIC, ESTER-FORTIFIED 4-STROKE ENGINE OIL

Full synthetic, ester-fortified 4-stroke engine oil specifically formulated for snowmobiles and work/utility machines operating in cold climate extremes. Provides excellent film thickness and viscosity stability across all operating temperatures. Offers excellent cold-weather starting and post-startup protection. Advanced, proprietary additive system increases power output while keeping your engine running clean, trouble-free and extending the life of the machine. Exceeds the requirements of API SN PLUS / JASO MA2.

Features and Benefits:

- Recommended for all OEM equipment
- Formulated for snowmobiles and work/utility engines operating in cold weather extremes
- Superior protection and oxidative stability at any temperature
- Reduces temperature and increases power output
- Shear-stable, ester-fortified formula maintains oil viscosity and film thickness
- Surface-active chemistry aggressively attaches to engine surfaces and keeps them clean
- Exceeds API SN PLUS and JASO MA2 specifications

Part No.	Description	Quantity/Size	Code	Keyword
920-4088	Full Synthetic Ester 0W-40	12/1L	C	24
920-4089	Full Synthetic Ester 0W-40	1/5 Gallon	B	24



CHEMICALS MAXIMA PRODUCTS

2 STROKE OILS

NOTE: Part Numbers that have a Quantity of 12 are SOLD BY CASE.....1 CASE = 12 BOTTLES as well as Part Numbers that have a Quantity of 4 are SOLD BY CASE.....1 CASE = 4 BOTTLES and Part Numbers that have a Quantity of 6 are SOLD BY CASE.....1 CASE = 6 BOTTLES

FORMULA K2 PREMIX

100% SYNTHETIC, TRIPLE ESTER 2-STROKE ENGINE OIL

Full Synthetic, Triple Ester 2-Stroke engine oil designed to ensure optimum protection and performance under extreme race conditions. Clean burning, ring stick resistant formulation utilizes high molecular weight, surfaceactive esters to ensure optimal ring seal and maximum power. Advanced, low-ash additive system minimizes carbon build up while preventing rust, corrosion and wear.

Features and Benefits:

- Race track developed with factory race teams
- Ultimate hardware protection for even the most aggressive riders
- Optimal ring seal ensures maximum power output
- World-class, proprietary additive system and esters combine to virtually eliminate wear
- Surface-active chemistry aggressively attaches to engine surfaces, keeping them clean and protected

Applications:

For all 2-stroke gasoline engines. Designed for high performance applications. Premix only formulation is safe for use at any OEM-recommended ratio.

Part No.	Description	Quantity/Size	Code	Keyword
920-4053	Formula K2 Premix Oil	12/16oz	B	24
920-4054	Formula K2 Premix Oil	12/1L	B	24
920-4055	Formula K2 Premix Oil	6/64oz	B	24
920-4056	Formula K2 Premix Oil	1/5 Gallon	B	24

FORMULA K2 INJECTOR

100% SYNTHETIC, TRIPLE ESTER 2-STROKE ENGINE OIL

Full Synthetic, Triple Ester 2-Stroke engine oil designed to ensure optimum protection and performance under extreme race conditions. Clean burning, ring stick resistant formulation utilizes high molecular weight, surface-active Esters to ensure optimal ring seal and maximum power. Advanced, low-ash additive system minimizes carbon build up while preventing rust, corrosion and wear. Designed for direct-injected systems, but robust enough to be used as a premix at any OEM-recommended fuel: oil ratio.

Features and Benefits:

- Ultimate hardware protection for even the most aggressive riders
- Optimal ring seal ensures maximum power output
- World-class, proprietary additive system and esters combine to virtually eliminate wear
- Surface-active chemistry aggressively attaches to engine surfaces, keeping them clean and protected
- Designed specifically for transfer port injection systems
- Compatible with most other 2T oil injection systems as well

Applications:

For all 2-stroke gasoline engines. Designed specifically for high performance direct-injected applications, but can be used as a premix at any OEM-recommended fuel: oil ratio.

Part No.	Description	Quantity/Size	Code	Keyword
920-4058	Formula K2 Injector	12/1L	B	24
920-4059	Formula K2 Injector	6/64oz	B	24
920-4060	Formula K2 Injector	1/5 Gallon	B	24



CHEMICALS MAXIMA PRODUCTS



2 STROKE OILS

NOTE: Part Numbers that have a Quantity of 12 are SOLD BY CASE.....1 CASE = 12 BOTTLES as well as Part Numbers that have a Quantity of 4 are SOLD BY CASE.....1 CASE = 4 BOTTLES and Part Numbers that have a Quantity of 6 are SOLD BY CASE.....1 CASE = 6 BOTTLES

SUPER M PREMIX

SEMI-SYNTHETIC, ESTER-BASED 2-STROKE ENGINE OIL

Semi-Synthetic, Ester-based 2-Stroke engine oil designed to ensure optimum protection and peak performance. Ultra clean burning, smokeless formulation utilizes surface-active esters and anti-wear additives to ensure optimal anti-scurf protection. Advanced, low-ash additive system minimizes carbon build up while preventing rust, corrosion and wear. Exceeds JASO FD / ISO-L-EGD / API TC specifications.

Features and Benefits:

- Ultimate hardware protection for all critical engine parts
- Surface-active Esters and anti-wear additives combine to ensure anti-scurf protection
- Ultra-clean burning, smokeless formulation ensures maximum engine cleanliness
- Surface-active chemistry aggressively attaches to engine surfaces, keeping them clean and protected
- Advanced, low-ash additive system prevents ring stick, corrosion and wear
- Exceeds JASO FD / ISO-L-EGD / API TC specifications

Applications:

For all carbureted 2-stroke gasoline engines. Designed for high performance applications. Premix only formulation is safe for use at any OEM-recommended ratio.

Part No.	Description	Quantity/Size	Code	Keyword
920-4062	Super M Premix Oil	12/16oz	B	24
920-4063	Super M Premix Oil	12/1L	B	24
920-4064	Super M Premix Oil	6/64oz	B	24
920-4065	Super M Premix Oil	1/5 Gallon	B	24



SUPER M INJECTOR

SEMI-SYNTHETIC, ESTER-BASED 2-STROKE ENGINE OIL

Semi-synthetic, ester-based 2-stroke engine oil designed to ensure optimum protection and peak performance for 2T oil injection systems. Ultra clean burning, smokeless formulation utilizes surface-active esters and antiwear additives to ensure optimal anti-scurf protection. Advanced, low-ash additive system minimizes carbon build up while preventing rust, corrosion and wear. Exceeds JASO FD / ISO-L-EGD / API TC specifications.

Features and Benefits:

- Ultimate hardware protection for all critical engine parts
- Surface-active Esters and anti-wear additives combine to ensure anti-scurf protection
- Ultra-clean burning, smokeless formulation ensures maximum engine cleanliness
- Surface-active chemistry aggressively attaches to engine surfaces, keeping them clean and protected
- Advanced, low-ash additive system prevents ring stick, corrosion and wear
- Exceeds JASO FD / ISO-L-EGD / API TC specifications

Applications:

For all 2-stroke gasoline engines utilizing oil injection systems. Designed for high performance applications.

Part No.	Description	Quantity/Size	Code	Keyword
920-4067	Super M Injector	12/1L	B	24
920-4068	Super M Injector	4/128oz	B	24
920-4069	Super M Injector	1/5 Gallon	B	24



2 STROKE OILS

NOTE: Part Numbers that have a Quantity of 12 are SOLD BY CASE.....1 CASE = 12 BOTTLES as well as Part Numbers that have a Quantity of 4 are SOLD BY CASE.....1 CASE = 4 BOTTLES and Part Numbers that have a Quantity of 6 are SOLD BY CASE.....1 CASE = 6 BOTTLES

PREMIUM 2

SEMI-SYNTHETIC, ESTER-BASED 2-STROKE ENGINE OIL

Semi-Synthetic, Ester-based 2-Stroke engine oil designed to ensure optimum protection and peak performance at any temperature for motorcycles, ATVs, outboards, PWCs and snowmobiles. Ultra clean burning, smokeless formulation utilizes surface-active Esters and anti-wear additives to ensure optimal anti-scuff protection. Advanced, ash-free additive system keeps your engine running clean and free of gum formation, corrosion and deposits. Exceeds NMMA TC-W3 / JASO FD / ISO-L-EGD specifications.

Features and Benefits:

- Ultimate hardware protection for all critical engine parts
- Surface-active esters and anti-wear additives combine to ensure anti-scuff protection
- Ultra-clean burning, smokeless formulation ensures maximum engine cleanliness
- Low pour point facilitates use at cold temperature in a wide range of 2-stroke equipment
- Advanced, ash-free additive system prevents ring stick, corrosion and wear
- Exceeds NMMA TC-W3 / JASO FD / ISO-L-EGD specifications

Applications:

For all 2-Stroke gasoline engines. Designed for high performance applications. Can be used as premix or in oil injection system. Safe for use at any OEM-recommended ratio.

Part No.	Description	Quantity/Size	Code	Keyword
920-4077	Premium 2 Injector/Premix	12/1L	B	24
920-4078	Premium 2 Injector/Premix	4/128oz	B	24
920-4079	Premium 2 Injector/Premix	1/5 Gallon	B	24



TUNDRA R

SEMI-SYNTHETIC, ESTER BASED 2-STROKE ENGINE OIL

Semi-Synthetic, Ester-based 2-Stroke engine oil designed to ensure optimum protection and performance for snowmobiles in severe race conditions. Ultra clean burning, smokeless formulation utilizes surface-active esters and anti-wear additives to ensure optimal anti-scuff protection at even the most extreme low temperatures. Advanced, ash-free additive system keeps your engine running clean and free of gum formation, corrosion and deposits. Exceeds JASO FD / ISO-L-EGD / API TC specifications.

Features and Benefits:

- Optimum hardware protection for even the most aggressive riders
- Maximum performance and protection at extreme low temperatures
- Innovative formulation enables maximum power output
- Ash-free additive system prevents ring stick, corrosion, deposits and wear
- Exceeds JASO FD / ISO-L-EGD / API TC specifications

Applications:

For all 2-Stroke gasoline snowmobile engines. Can be used as premix or in oil injection system. Safe for use at any OEM-recommended ratio.

Part No.	Description	Quantity/Size	Code	Keyword
920-4003	Tundra R Smokeless S-Blend	12/1L	B	24
920-4004	Tundra R Smokeless S-Blend	4/128oz	B	24
920-4005	Tundra R Smokeless S-Blend	1/5 Gallon	B	24





**CHEMICALS
MAXIMA PRODUCTS**

2 STROKE OILS

NOTE: Part Numbers that have a Quantity of 12 are SOLD BY CASE.....1 CASE = 12 BOTTLES as well as Part Numbers that have a Quantity of 4 are SOLD BY CASE.....1 CASE = 4 BOTTLES and Part Numbers that have a Quantity of 6 are SOLD BY CASE.....1 CASE = 6 BOTTLES

**TUNDRA SNOWMOBILE
HIGH PERFORMANCE 2-STROKE ENGINE OIL**

Mineral based 2-Stroke engine oil designed to ensure optimum protection and performance for snowmobiles. Clean burning, low-smoke formulation utilizes high quality base stocks and anti-wear additives to protect critical engine parts at even the most extreme low temperatures. Advanced, low-ash additive system minimizes carbon build up while preventing rust, corrosion and wear. Exceeds JASO FD / ISO-L-EGD / API TC specifications.

Features and Benefits:

- Optimum hardware protection for all critical engine parts
- Protects at even the most extreme low temperatures
- Clean burning, low-smoke formulation ensures engine cleanliness
- Advanced, low-ash additive system prevents ring stick, corrosion and wear
- Exceeds JASO FD / ISO-L-EGD / API TC specifications

Applications:

For all 2-stroke gasoline snowmobile engines. Can be used as premix or in oil injection system. Safe for use at any OEM-recommended ratio.

Part No.	Description	Quantity/Size	Code	Keyword
920-4007	Tundra Injector/Premixed	12/1L	B	24
920-4008	Tundra Injector/Premixed	4/128oz	B	24
920-4009	Tundra Injector/Premixed	1/5 Gallon	B	24



**TUNDRA SNOWMOBILE FULL SYNTHETIC
HIGH PERFORMANCE 2-STROKE ENGINE OIL**

Full synthetic, ester-based 2-stroke engine oil specifically formulated for snowmobiles operating in cold climate extremes. Outstanding performance in DFI engines. Ultra clean burning, smokeless formulation utilizes surface-active esters and anti-wear additives to ensure optimal anti-scuff protection. Advanced, low-ash additive system prevents piston ring and exhaust power valve sticking, keeping your engine running clean and free of corrosion and deposits. Exceeds JASO FD / ISO-L-EGD / API TC specifications.

Features and Benefits:

- Recommended for all OEM equipment
- Outstanding performance in DFI engines
- Formulated for snow machines in cold weather extremes
- Smokeless, low odor formula
- Innovative formulation enables maximum power output
- Low-Ash additive system prevents ring stick, corrosion, deposits and wear
- Exceeds JASO FD / ISO-L-EGD / API TC specifications

Applications:

For all 2-stroke gasoline snowmobile engines. Can be used as premix or in oil injection system. Safe for use at any OEM-recommended ratio.

Part No.	Description	Quantity/Size	Code	Keyword
920-4097	Tundra Full Syn 2T	4/1 Gallon	B	24
920-4098	Tundra Full Syn 2T	5 Gallon	B	24





MAINTENANCE

NOTE: Part Numbers that have a Quantity of 12 are SOLD BY CASE.....1 CASE = 12 BOTTLES as well as Part Numbers that have a Quantity of 6 are SOLD BY CASE.....1 CASE = 6 BOTTLES

COOL-AIDE CONCENTRATE

A powerful additive formulated to reduce engine temperatures and provide significantly better contact on heated surfaces allowing for greater and more efficient heat transfer. Glycol, Nitrate, Amine, Borax free. Add to any cooling system (water or antifreeze). Non-slippery if spilled on paved surfaces. Approved and safe for use in most racing series'.

Features and Benefits:

- Powerful concentrate
- Approved for racing on paved surfaces
- Increases cooling capacity & efficiency
- Glycol, Nitrate, Amine, Borax Free!
- Protects against rust & corrosion
- For 2-cycle or 4-cycle liquid cooled engines
- 100% Biodegradable in its unused form
- Can be mixed in straight water or Coolant/Antifreeze

Applications:

For use in all liquid cooled engines. Mix 3% concentrate in straight water or Coolant/Antifreeze. Use when increased cooling efficiencies are needed. When mixed with water, Cool-Aide is safe for use on paved surfaces when a non-glycol based fluid is needed for competition.

Part No.	Description	Quantity/Size	Code	Keyword
920-4211	Cool-Aide Concentrate	12/16oz	B	24
920-4212	Cool-Aide Concentrate	1/5 Gallon	B	24



COOL-AIDE READY TO USE

Ready-to-use mix of powerful additive and deionized water. Formulated to reduce engine temperatures and provide significantly better contact on heated surfaces allowing for greater and more efficient heat transfer. Glycol, Nitrate, Amine, Borax free. Add to any cooling system (water or Antifreeze). Non-slippery if spilled on paved surfaces. Approved and safe for use in most racing series'.

Features and Benefits:

- Convenient ready-to-use blend or powerful concentrate
- Approved for racing on paved surfaces
- Increases cooling capacity & efficiency
- Glycol, Nitrate, Amine, Borax Free
- Protects against rust & corrosion
- For 2-cycle or 4-cycle liquid cooled engines
- 100% Biodegradable in its unused form
- Does not offer freeze protection
- Concentrate Treat Rate is 3%

Usage:

For use in road race applications where a non-glycol based fluids are required. Can replace Antifreeze where freeze protection is not needed.



Part No.	Description	Quantity/Size	Code	Keyword
920-4205	Cool-Aide Premix Coolant	6/64oz	B	24
920-4206	Cool-Aide Premix Coolant	1/5 Gallon	B	24

COOLANOL

COOLANOL is a premixed ready-to-use 50/50 blend of premium quality ethylene glycol based antifreeze and deionized water to provide optimum cooling, water pump lubrication and rust & corrosion protection for all aluminum and magnesium motorcycle, ATV and side-by-side liquid cooled engines. Coolanol also contains anti-foam agents to reduce water pump cavitation and increase cooling capacity. Coolanol 50/50 blend protects from freeze-ups in winter down to -34°F(-37°C). Coolanol also raises your cooling systems boiling point to 265°F(129°C) with a 15 lb. radiator cap.

Features and Benefits:

- Convenient ready-to-use blend
- Increases cooling capacity
- Nitrate, Amine, Borax Free
- Protects against rust & corrosion
- Very low freezing point
- Increases cooling system boiling point
- 100% Biodegradable in its unused form
- Safe for topping off with most OEM fluids

Usage:

For use in all liquid cooled engines requiring a conventional or hybrid ethylene glycol Antifreeze/Coolant. Coolanol is pre-diluted with deionized water so there is no need for mixing.



Part No.	Description	Quantity/Size	Code	Keyword
920-4208	Coolanol 50/50 Blend	6/64oz	B	24
920-4209	Coolanol 50/50 Blend	1/5 Gallon	B	24



CHEMICALS MAXIMA PRODUCTS

MAINTENANCE

NOTE: Part Numbers that have a Quantity of 12 are SOLD BY CASE.....1 CASE = 12 BOTTLES as well as Part Numbers that have a Quantity of 4 are SOLD BY CASE.....1 CASE = 4 BOTTLES

ASSEMBLY GREASE

CALCIUM SULFONATE COMPLEX ASSEMBLY GREASE

Specialty high performance assembly grease that excels in a multitude of heavy duty and light duty applications, from building engines to building chassis. The unique calcium sulfonate complex soap thickener combines with a proprietary additive system to deliver unmatched thermal stability and extreme pressure performance. The oil-soluble formulation won't clog filters and provides exceptional protection against corrosion, water washout and wear.

Features and Benefits:

- Sufficiently robust to be used for cams and lifters in high performance engines
- Versatile and tenacious enough to be used in light duty chassis and other assembly applications
- Industry leading thermal stability and extreme pressure performance
- Soluble in all mineral and synthetic engine oils
- Won't clog oil filters
- Corrosion and water washout protection for all environments

Applications:

Multi-purpose assembly grease designed for all assembly applications requiring exceptional anti-wear and corrosion protection. Safe for all metals.



Part No.	Description	Quantity/Size	Code	Keyword
920-4100	Assembly Grease	1/1oz	B	24
920-4101	Assembly Grease	12/16oz	B	24

WATERPROOF GREASE

MULTI-PURPOSE LITHIUM COMPLEX GREASE

High performance Lithium complex grease that excels in a multitude of conditions, from light duty chassis applications to extreme conditions such as wheel bearings. Formulated with a high dropping point and a robust antioxidant system, the NLGI Grade 2 grease remains stable and effective at extreme temperatures. The Lithium complex thickener and high-quality base oils combine with an advanced additive package to ensure excellent protection against wear, water washout, corrosion and oxidation.

Features and Benefits:

- Superior protection across a wide range of temperatures and applications
- Resistance to high temperatures and water washout ensures long-lasting protection
- High film strength provides excellent anti-wear and extreme pressure performance
- Resistance to salt water corrosion makes ideal for use in marine applications
- Meets NLGI Certification GC-LB

Applications:

Multi-purpose grease can be used for most heavy duty and light duty applications including wheel bearings, axles, chassis, brake hardware and as a sealant for air filter bases. For use from -20°F (-29°C) to 560°F (293°C).



Part No.	Description	Quantity/Size	Code	Keyword
920-4104	Waterproof Grease	12/16oz	B	24

ASSEMBLY LUBE

ASSEMBLY LUBE is a specialty, film forming lubricant designed to protect moving components and wear surfaces during assembly and initial break-in. Prevents metal-to-metal contact upon startup before adequate lubrication is supplied and offers excellent rust and corrosion protection during long service periods and storage. Quickly and easily mixes with petroleum and synthetic oils and will not plug filters. Fully formulated with high levels of anti-wear & extreme pressure additives and surface active chemistry to reduce friction. 2X Zinc activates at both high and low operating temps providing unsurpassed protection. Non-foaming.

Features and Benefits:

- 2X Zinc Formula
- Prevents metal-to-metal contact
- Reduces wear
- Excellent rust & corrosion protection when storing
- Use on bolt threads for easy installation
- Non-foaming

Usage:

Ideal for use where a light lubricant is needed during assembly. Can replace grease in many applications.



Part No.	Description	Quantity/Size	Code	Keyword
920-4102	Assembly Lube	1/5 Gallon	B	24
920-4103	Assembly Lube	12/4oz	B	24

FUEL ENHANCER

FUEL STABILIZER AND PERFORMANCE ENHANCER

Fuel performance enhancer designed to prevent and cure all problems caused by ethanol due to ethanol's corrosivity and high affinity for water. Fuel Enhancer prevents water and ethanol from reaching critical components and can help prevent corrosion where water has previously been introduced. The advanced formulation conditions and stabilizes fuel against oxidation and extends fuel life. The world class additive system prevents varnish, deposits and gum and can help clean up a fuel system that already contains these unwanted contaminants.

Features and Benefits:

- Prevents and cures problems caused by ethanol
- Enhances performance and improves efficiency
- Stabilizes and extends fuel life
- Prevents and cleans up varnish, deposits and gum
- Eliminated corrosion and lubricates fuel system components

Applications:

For use in all 2 and 4 stroke engines. 1 oz. treats up to 5 gallons of fuel.



Part No.	Description	Quantity/Size	Code	Keyword
920-4202	Fuel Enhancer	12/32oz	B	24
920-4203	Fuel Enhancer	1/5 Gallon	B	24
920-4204	Fuel Enhancer	30/1oz	B	24



MAINTENANCE

NOTE: Part Numbers that have a Quantity of 12 are SOLD BY CASE.....1 CASE = 12 BOTTLES as well as Part Numbers that have a Quantity of 24 are SOLD BY CASE.....1 CASE = 24 BOTTLES and Part Numbers that have a Quantity of 30 are SOLD BY CASE.....1 CASE = 30 BOTTLES

**DOT 4 BRAKE FLUID
UNIVERSAL BRAKE AND CLUTCH FLUID**

High performance brake and clutch fluid designed to lubricate and protect critical brake system componentry while providing reliable stopping power. Anti-vapor lock formulation maintains responsiveness and performance by fighting both water contamination and vaporization. Advanced chemistry resists corrosion, oxidation and is compatible with SBR, EPDM and natural rubbers. Exceeds the requirements of US FMVSS 116 DOT 3 & DOT 4, SAE J1703, SAE J1704 and ISO 4925 (Classes 3 & 4).

Features and Benefits:

- For use in all vehicles specifying DOT 3 or DOT 4 brake fluid
- Durable and reliable stopping power
- Anti-vapor lock formulation maintains responsive lever and pedal feel
- Resists corrosion, oxidation and "boil-off"
- Mixes with other DOT 3 and DOT 4 brake fluids
- Exceeds US FMVSS 116 DOT 3 & DOT 4, SAE J1703, SAE J1704 and ISO 4925 (Classes 3 & 4)

Applications:

For use in all hydraulic clutch systems and all brake systems specifying DOT 3 and DOT 4 brake fluids. Do not use in DOT 5 silicone brake systems or mix with silicone based fluids.



Part No.	Description	Quantity/Size	Code	Keyword
920-4106	DOT 4 Brake Fluid	24/16.9oz	B	24

**DOT 5 BRAKE FLUID
UNIVERSAL BRAKE AND CLUTCH FLUID**

High performance silicone-based brake and clutch fluid designed to lubricate and protect critical brake system componentry while providing reliable stopping power. Anti-vapor lock formulation maintains responsiveness and performance by fighting vaporization and viscosity loss. Advanced chemistry resists corrosion, oxidation and is compatible with SBR, EPDM and natural rubbers. Ideal for use in vehicles where incidental contact of brake fluid can damage finishes. Exceeds the requirements of US FMVSS 116 DOT 5 specification.

Features and Benefits:

- For use in all vehicles specifying DOT 5 brake fluid
- Durable and reliable stopping power
- Anti-vapor lock formulation maintains responsive lever and pedal feel
- Resists corrosion, oxidation and "boil-off"
- Mixes with other DOT 5 silicone brake fluids
- Exceeds US FMVSS 116 DOT 5 specification

Applications:

For use in all hydraulic clutch systems and all brake systems specifying DOT 5 brake fluids. Do not use in brake systems that specify DOT 3, DOT 4 or DOT 5.1 fluids. Do not mix with DOT 3, DOT 4 or DOT 5.1 fluids.



Part No.	Description	Quantity/Size	Code	Keyword
920-4107	DOT 5 Brake Fluid	24/16.9oz	B	24

**RACING DOT 4 BRAKE FLUID
600 PLUS SERIES SYNTHETIC BRAKE FLUID**

Synthetic, zero-fade racing brake fluid designed to ensure maximum stopping power and protection for critical brake system components under the most extreme racing conditions. Extensively developed formulation maintains unparalleled responsiveness and performance by preventing water contamination and vaporization in any environment. Advanced chemistry resists oxidation under excessive temperature, prevents corrosion and is compatible with SBR and EPDM rubbers. Exceeds the requirements of US FMVSS 116 DOT 3 & DOT 4, SAE J1703 and SAE J1704.

Features and Benefits:

- Proven performance in the world's most extreme racing applications
- Designed for use in high-performance vehicles specifying DOT 3 or DOT 4 brake fluid
- Unparalleled stopping power and responsiveness
- Anti-vapor lock formulation maintains responsive lever and pedal feel
- Mixes with other DOT 3 and DOT 4 brake fluids
- Exceeds US FMVSS 116 DOT 3 & DOT 4, SAE J1703 and SAE J1704

Applications:

For use in all hydraulic clutch systems and all brake systems specifying DOT 3, DOT 4 and DOT 5.1 brake fluids. Do not use in DOT 5 silicone brake systems or mix with silicone based fluids. Designed for high-performance applications.



Part No.	Description	Quantity/Size	Code	Keyword
920-4109	Racing DOT 4 Brake Fluid	24/16.9oz	B	24

**DOT 5.1 BRAKE FLUID
UNIVERSAL BRAKE AND CLUTCH FLUID**

High performance brake and clutch fluid designed to lubricate and protect critical brake system componentry while providing reliable stopping power. Anti-vapor lock formulation maintains responsiveness and performance by fighting both water contamination and vaporization. Advanced chemistry resists corrosion, oxidation and is compatible with SBR, EPDM and natural rubbers. Exceeds the requirements of US FMVSS 116 DOT 5.1, DOT 3 & DOT 4, SAE J1703, SAE J1704 and ISO 4925 (Classes 3, 4 and 5.1).

Features and Benefits:

- For use in all vehicles specifying DOT 5.1 brake fluid
- Durable and reliable stopping power
- Anti-vapor lock formulation maintains responsive lever and pedal feel
- Resists corrosion, oxidation and "boil-off"
- Mixes with other DOT 3, DOT 4 and DOT 5.1 brake fluids
- Exceeds US FMVSS 116 DOT 5.1, DOT 3 & DOT 4, SAE J1703, J1704 and ISO 4925 (Classes 3, 4 and 5.1)

Applications:

For use in all hydraulic clutch systems and all brake systems specifying DOT 5.1 brake fluids. Do not use in DOT 5 silicone brake systems or mix with silicone based fluids.



Part No.	Description	Quantity/Size	Code	Keyword
920-4108	DOT 5.1 Brake Fluid	24/16.9oz	B	24



MAINTENANCE

**NOTE: Part Numbers that have a Quantity of 12 are SOLD BY CASE.....1 CASE = 12 BOTTLES
as well as Part Numbers that have a Quantity of 24 are SOLD BY CASE.....1 CASE = 24 BOTTLES**

HI-TEST

HIGH PERFORMANCE OCTANE BOOSTER

Concentrated, metal-free octane booster designed to increase power by increasing octane number and combustion efficiency. The advanced formulation eliminates knocking by increasing the auto-ignition temperature of the air/fuel mixture and readily mixes with all fuels, including nitro and alcohol mixtures. The all organic blend contains no metal or phosphorus compounds and effectively increases power at dosages as low as 1 oz. HI-TEST per gallon of fuel.

Features and Benefits:

- Readily mixes with all fuels, including nitro and alcohol mixtures
- For use in 4-Stroke and 2-stroke engines
- Increases horsepower and octane level
- Allows for higher compression ratios and efficiency
- Prevents "pinging" and "knocking"
- Cleans fuel systems

Applications:

For use with all fuels, including nitro and alcohol mixes. Can be used in all 2-stroke and 4-Stroke engines. For best results, use in combination with Maxima engine oils.



BIO WASH

BIO WASH is a unique, 100% biodegradable all-purpose cleaner. Fast-acting cleaning agents lift away dirt while scrubbing grime and oil based deposits. Specially engineered surfactants, lower surface tension allowing better penetration and wetting of soils. Tough on dirt, yet gentle enough to use on delicate surfaces including paint, plastic, chrome, anodizing, rubber, carbon fiber and almost anything you throw at it. Safely and easily clean your equipment. Advanced micro chemistry protects aluminum, magnesium and other alloys. Contains no harmful acids, CFC's or solvents. 50 State VOC compliant.

Features and Benefits:

- 100% Biodegradable
- All-purpose
- Powerful Cleaning Action on Dirt & Oil
- Special Additives Protect Aluminum, Magnesium and Other Alloys
- Professional Strength

Usage:

Rinse surface before applying Bio Wash. Liberally apply to surface needing to be cleaned. Allow product to sit for 1-3 minutes depending on the severity of dirt and grime. Rinse off with clean water.

Note:

Apply Bio Wash on cool surface, do not allow to dry. Use a soft bristle brush on stubborn areas.



Part No.	Description	Quantity/Size	Code	Keyword
920-4200	HI-TEST Octane Booster	12/16oz	B	24

Part No.	Description	Quantity/Size	Code	Keyword
920-4122	BIO Wash	12/32oz	B	24
920-4123	BIO Wash	1/5 Gallon	B	24

TRANS/GEAR OIL

NOTE: Part Numbers that have a Quantity of 12 are SOLD BY CASE.....1 CASE = 12 BOTTLES

CHAIN CASE LUBE

100% SYNTHETIC CHAIN CASE LUBRICANT

Full synthetic chain case lubricant specifically formulated to maintain exceptional flow in extreme cold temperatures. Robust, shear-stable formulation combines high quality synthetic base stocks with industry leading extreme pressure and anti-wear additives to ensure maximum protection for highly loaded chains and sprockets. Advanced additive system ensures protection from oxidation and corrosion.

Features and Benefits:

- Formulated to maintain exceptional flow in extreme cold
- Shear stable formula maintains viscosity and minimizes chain and sprocket wear
- Robust anti-wear and extreme pressure chemistries provide protection under high loads
- Advanced additive system keeps surfaces free of corrosion and minimizes oxidation
- Extends chain life by minimizing stretch and wear

Applications:

For all snowmobiles and ATVs with enclosed chain cases. Can be used in ATV, side-by-side and UTV differentials or transmissions recommending a 140wt gear oil.



Part No.	Description	Quantity/Size	Code	Keyword
920-4011	Chain Case Lubricant	12/16oz	B	24
920-4012	Chain Case Lubricant	1/5 Gallon	B	24

AEROSOL

NOTE: Part Numbers that have a Quantity of 12 are SOLD BY CASE.....1 CASE = 12 Cans

CLEAN UP

CLEAN UP is a heavy duty, emulsion type cleaner designed to thoroughly clean chains without harming rubber o-rings or metal surfaces. Quickly dissolves and removes left on chain lube, dirt, sand, mud and other grime. Doesn't harm the finish on gold chains, standard chains, aluminum or steel. Safe for O, X and Z-ring chains. Easy spray on rinse off application.

Features and Benefits:

- Effectively cleans all chains with ease
- Removes encrusted chain lube, dirt, sand and other contaminants
- Safe on aluminum and other metals
- Easy spray on and rinse off application
- Contains no CFC's

Usage:

Spray on entire chain and allow to sit for 1-3 minutes. Rinse off with clean water. If stubborn grime remains use a soft bristled brush to remove.

CAUTION: Avoid getting CLEAN UP on paint, plastic, lexan, and anodized aluminum.



Part No.	Description	Quantity/Size	Code	Keyword
920-4114	Clean Up Chain Cleaner	12/15.5 fl.oz	B	24

SC1

SC1 High Gloss coating is specifically formulated to protect and beautify multiple surfaces such as plastic, vinyl and carbon fiber. Safe for use on plastic, gloss or matte finishes. Excellent for use on plastic fenders, wheel wells and components. Outstanding mud and rubber deflector. Makes the cleaning-up process easier.

Can be applied to the surface and left untouched or allowed to setup and buffed to a dry sheen leaving a long-lasting luster without attracting dirt and road debris. Water resistant.

Features and Benefits:

- Restores factory shine and color
- Fresh Clean Scent
- Safe on all finishes
- Excellent mud and debris release when left on surface wet
- Leaves a dry, long lasting luster
- New bike in a can

Usage:

Spray on surface, let sit to 'set-up', then wipe off excess for a non-greasy brilliant sheen. Or, spray on surface and leave wet for an outstanding barrier against mud and other debris from sticking. Do not apply near newly painted surfaces, brakes or areas where stickers will be applied.



Part No.	Description	Quantity/Size	Code	Keyword
920-4301	SC1	12/17.2 Fl. oz	B	24

ELECTRICAL CONTACT CLEANER

Professional strength cleaner specifically designed to remove grease, oil and other contaminants from electrical components. Unique and proprietary formulation displaces moisture and is completely non-corrosive and non-staining. CFC-free and VOC compliant cleaner safely cleans electrical components, dries quickly and leaves behind no moisture, residue or film.

Features and Benefits:

- Quickly removes oil & grease
- Safely cleans electrical parts & components
- Displaces moisture
- Leaves no residue
- Contains no CFC's

Usage:

Spray on surface to be cleaned or dispersed, then wipe dry with clean cloth. If area is not accessible with a cloth, allow to air dry. NOTE: Avoid spraying on painted surfaces. May be harmful to some plastics.



Part No.	Description	Quantity/Size	Code	Keyword
920-4300	Electrical Contact Cleaner	12/13oz	B	24

SC1 40Z

The original and unrivaled "New Bike in a Can", SC1 truly restores that factory shine and lives up to the claim. SC1 high gloss coating is specifically formulated to protect and beautify multiple surfaces including plastic, vinyl, rubber and carbon fiber. Water-resistant formulation is safe for use on gloss or matte finishes and makes the clean-up process easier by forming a durable coating that repels mud, dirt and debris. Can be applied and left untouched or allowed to setup and be buffed to a dry sheen, leaving a long-lasting luster.

New Size Is Ideal For:

- Trial Size
- Trackside
- Tool Box
- Glove Compartment
- Trail Bags
- Fanny Packs

Features and Benefits:

- The original and unparalleled "New Bike in a Can"
- Returns surfaces to factory shine and color
- Wicks away mud, dirt and other finish-dulling debris
- Surface-tenacious formulation stays in place in all conditions
- Fresh scent pleasant for use indoors

Usage:

For use on multiple finishes. For a non-greasy, brilliant sheen, spray on surface, let setup and then wipe off excess. To create an outstanding barrier against mud and other debris from sticking, spray on surface and leave wet. For best performance, first clean and prepare area with Maxima BIO Wash or similar wash.



Part No.	Description	Quantity/Size	Code	Keyword
920-4304	SC1 CLEAR COAT	5.75 FL OZ/24	B	24

CHEMICALS MAXIMA PRODUCTS



AEROSOL

NOTE: Part Numbers that have a Quantity of 12 are SOLD BY CASE.....1 CASE = 12 Cans

SPEED WAX

PEED WAX is a specialized all-in-one detailer that conditions, shines and protects painted surfaces, chrome, anodizing, windscreens and plastic. Advanced formula blends conditioners with color enhancers to produce a brilliant shine. Designed to minimize effort and maximize shine and is the quickest way to detail your ride. Soothing wax sets up quickly and easily wipes from smooth surfaces. Easy application and removal.

Features and Benefits:

- Cleans and waxes in one easy step
- Tropical Scent
- Safe on all finishes
- Excellent cleaner between washes
- Shines and protects

Usage:

Use on paint, plastic, chrome, lexan and more to clean and polish surface to a perfect shine. Perfect for use when a full wash is not needed. Will not leave a white hard film on plastics or trim. Spray on and wipe off.

Note: Part Number 920-4302 is SOLD BY CASE.....1 CASE = 12 BOTTLES



Part No.	Description	Quantity/Size	Code	Keyword
920-4302	Speed Wax	12/17.8 Fl. oz	B	24

SUSPENSION CLEAN

Professional strength cleaner specifically designed to clean suspension internally and externally. Unique and proprietary formulation combines industrial strength cleaners with a powerful spray to ensure maximum cleanliness while leaving a dry and residue free surface. Suspension Clean is strong enough to eliminate tough-to-clean grime and debris, but safe enough for incidental contact with Nitrile (buna-n), Viton and most seal materials.

Features and Benefits:

- Dries quickly and completely
- Leaves no residue
- Will not remove most inks or printing
- Does not form moisture droplets
- No harsh chemical smell

Usage:

For use on internal and external suspension components. Safe for incidental contact with most seal materials, but not suitable for use on silicone-based rubber. Never soak rubber materials. Avoid spraying on painted surfaces. May be harmful to some plastics.

Note: Part Number 920-4303 is SOLD BY CASE.....1 CASE = 12 BOTTLES



Part No.	Description	Quantity/Size	Code	Keyword
920-4303	Suspension Clean	12/13 Fl. oz	B	24

SYNTHETIC CHAIN GUARD CARE COMBO KIT

CLEAN UP, MPPL, and SYN CHAIN GUARD are a winning combination proven to increase horsepower and extend chain and sprocket life. CLEAN UP is an emulsion-type degreaser excellent for chains and sprockets that easily washes out with water. MPPL is a superior all-purpose spray-on penetrating lubricant that provides an excellent barrier against rust & corrosion. Great for displacing moisture. SYN CHAIN GUARD is a crystal clear chain lube that resists fling-off. Advanced technology allows to penetrate critical inner pins and rollers, lubricating and protecting them from friction, shock load and high temperatures. Protective boundary guards chain against rust & corrosion while super clean formula minimizes the attraction of dirt.

Features and Benefits:

- Extends chain and sprocket life
- Revives badly maintained chains
- Keeps chain looking new
- Increases horsepower
- Comes with Crystal Clear Syn Chain Guard

Usage:

Use to keep new chains looking new, revive old chains or where maximum performance is needed. Apply Clean Up, MPPL and Syn Chain Guard to experience the winning chain care combination. Always follow instructions of each product label.

Part No.	Description	Quantity/Size	Code	Keyword
920-4118	Synthetic Chain Guard Care Combo Kit	4/3pk	B	24



AIR FILTER MAINTENANCE COMBO KIT

AIR FILTER MAINTENANCE COMBO KIT is the convenient way to clean and oil your foam or fabric air filter with ease. The 2 pack contains: AIR FILTER CLEANER aerosol spray and FAB-1 spray-on air filter oil. AIR FILTER CLEANER is a heavy-duty emulsion-type cleaner designed to thoroughly clean air filters without damaging foam cells, paper or glue. AIR FILTER CLEANER will remove oil and dirt from air filter elements and easily washes out with water. FAB-1 spray-on synthetic air filter oil provides unequalled protection against the elements. FAB-1's time proven formula will not plug foam cells or migrate off of filters. FAB-1's protective coating catches dirt and fine dust without restricting airflow. Water-resistant.

Features and Benefits:

- Conveniently packaged
- Easily and effectively cleans and re-oils filters
- Safe for foam and fabric filters

Usage:

Use when a dirty filter is ready to be cleaned and re-oiled. Clean air filter with Air Filter Cleaner then re-apply oil with Fab-1. Always follow the instructions of each product before application.

Part No.	Description	Quantity/Size	Code	Keyword
920-4115	Air Filter Cleanr	12/15.5fl oz	B	24
920-4116	FAB1 Spray	12/13oz	B	24
920-4119	Air Filter Maintenance Combo Kit	6/2pk	B	24



**Air Filter Cleaner
15.5fl oz**



FAB1 13oz



Air Filter Maintenance Combo Kit



TERMS & INDEX

NEW

HELMETS

HELMET ACCESSORIES

APPAREL

ACCESSORIES

TRACKS & SUSPENSION

STEERING

TRANS MISSION

PLOW & WINCH

WIND SHIELDS

BRAKES & CARB.

ENGINE PARTS

ELECTRICAL

TRAILER

CHEMICALS

TECH & TOOLS

P.O.P

TORCO PRODUCTS

SPO SNOWMOBILE TWO STROKE OIL

Torco SPO is a specific blend of synthetic and petroleum base oils designed for high output snowmobile engines. It is formulated for low temperature conditions and offers clean performance to maintain higher compression, eliminates deposits and improve combustion. Exceeds API-TC, JASO-FC and ISO-L-EGD performance. For premix or injector use.



Part No.	Description	Quantity/Size	Code	Keyword
920-2046	Two Stroke Oil	12/1L	C	24
920-2147	Two Stroke Oil	4/4L	C	24

SCC SNOWMOBILE CHAINCASE OIL

SCC Synthetic Chain Case Oil is a 100% Synthetic base fluid designed to protect all critical drive components found in snowmobile chain cases. It is an MPZ fortified formula that provides excellent anti-friction, anti-wear and shock load protection. Highly recommend for racing applications.



Part No.	Description	Quantity/Size	Code	Keyword
920-2054	Chaincase Oil	12/500 ml	C	24

S-4SR SNOWMOBILE 4-CYCLE OIL SAE 0W30 - 100% SYNTHETIC

Torco S-4SR Snowmobile 4-Cycle Oil with NASCAR® proven technology is a 100% synthetic formula designed for high stressed 4-cycle racing engines in the most severe conditions. S-4SR is an MPZ® fortified formula that offers the ultimate in viscosity control, anti-friction, anti-wear and improved power output. It is formulated to reduce engine temperature and wear from high load conditions. A selective additive system and polymer chemistry also provides anti-oxidation, anti-foam, and anti-rust features to keep engines protected. S-4SR offers the best protection for engines running at high RPM, high temperatures and under extreme loads or endurance type conditions.

Torco S-4SR is recommended for use in air cooled or liquid cooled snowmobile 4-cycle engines commonly found in Arctic Cat®, Polaris®, Ski-Doo®, Yamaha® and other snowmobile 4-cycle racing engines.

Features:

- 100% Synthetic Formula
- Improves horsepower and torque output
- Extreme shear and thermal stability
- Race proven technology

Part No.	Description	Quantity/Size	Code	Keyword
920-2083	S-4SR Snowmobile Four Stroke Oil 0w30	12/1L	C	24



SSO SNOWMOBILE TWO STROKE OIL

Torco SSO is a 100% synthetic based 2-cycle oil designed for high performance snowmobile engines. This super cold flow, smokeless formula offers unsurpassed protection against wear, friction, deposits, corrosion and plug fouling. Exceeds API-TC, JASO-FC and ISO-L-EGD performance. For premix or injector use.



Part No.	Description	Quantity/Size	Code	Keyword
920-2050	Two Stroke Oil	12/1L	C	24
920-2151	Two Stroke Oil	4/4L	C	24

S-4M SNOWMOBILE 4-CYCLE OIL SAE 5W30

Torco S-4M Snowmobile 4-Cycle Oil is made using highly refined petroleum oils designed specifically for snowmobiles engines. It utilizes a unique blend of specific additives and polymer systems that resist high shock loads, high temperatures, shearing and eliminates deposits. S-4M is formulated to provide maximum engine protection under extreme conditions. The S-4M formula also includes our proprietary MPZ® additive that provides the highest degree of anti-wear and anti-friction for superior component life and engine performance. Torco S-4M is recommended for use in air cooled or liquid cooled snowmobile 4-cycle engines commonly found in Arctic Cat®, Polaris®, Ski-Doo®, Yamaha® and other snowmobile applications.

Features:

- Superior anti-wear and anti-friction
- Deposit controlled formula
- High shear stability
- Provides excellent ring seal



Part No.	Description	Quantity/Size	Code	Keyword
920-2082	Four Stroke Oil 5w30	12/1L	C	24

TORCO PRODUCTS



GP-7 TWO-STROKE RACING OIL

GP-7 Racing 2-Cycle Oil is 100% synthetic oil specifically designed for high performance and racing engines. The clean combustion properties of GP-7 offers maximum horsepower and unmatched protection under extreme load and temperature conditions. GP-7 keeps piston crown, head, spark plug, power valve and exhaust port free of residual carbon deposits. It keeps piston rings and ring grooves free of gummy residue to maintain compression and prevent power loss. GP-7 is compatible with engine seals and all plastic parts of the fuel system. Will not mix with alcohol. For premix only.



Part No.	Description	Quantity/Size	Code	Keyword
920-2025	GP-7 Two-Stroke Racing Oil	12/500ml.	C	24
920-2026	GP-7 Two-Stroke Racing Oil	12/1L	C	24
920-2127	GP-7 Two-Stroke Racing Oil	4/4L	C	24

T-2R 2-STROKE HIGH PERFORMANCE OIL

T-2R High Performance 2-Stroke Oil is designed for today's High Performance Recreational Machines. T-2R's well-balanced blend of smokeless synthetic and highly refined petroleum base oils provides extra wear protection, "ultra clean" performance, enhanced throttle response and increased horsepower. T-2R has an advanced additive system minimizes spark plug fouling and ring sticking under a full range of RPM and temperature.

FEATURES & BENEFITS

- Synthetic blend technology
- Most advanced smokeless performance
- Improves power efficiency and throttle response
- Provides superior detergency for clean, deposit free operation



Part No.	Description	Quantity/Size	Code	Keyword
920-2085	T-2R 2-Stroke High Performance Oil	12/500ml.	C	24

T-2I TWO-STROKE INJECTOR OIL

A superior blend of synthetic and mineral base oils with low ash additives featuring both low and high temperature detergent for air-cooled and liquid-cooled engines. The superior lubricating, cleaning and smoke reducing properties of this formula protects all engine parts from deposit and wear. Exceeds API-TC, JASO-FC and ISO-L-EGD performance. For premix or injector use.



Part No.	Description	Quantity/Size	Code	Keyword
920-2019	T-2i Two-Stroke Injector Oil	12/1L	C	24

RSF RACING SHOCK FLUID

Torco Racing Shock Fluid is engineered to exceed the most demanding conditions of modern suspension systems. It is formulated using the most advanced synthetic base fluids to provide consistent performance throughout extreme temperature conditions. This fluid employs our proprietary additive system to maintain a high VI and eliminate anti-sticking, friction and wear. It also features the best protection against foaming, seal swell, oxidation and corrosion.



Part No.	Description	Quantity/Size	Code	Keyword
920-2070	Racing Shock Fluid Light	12/1L	C	24
920-2073	Racing Shock Fluid Medium	12/1L	C	24

TERMS & INDEX
NEW
HELMETS
HELMET ACCESSORIES
APPAREL
ACCESSORIES
TRACKS & SUSPENSION
STEERING
TRANS MISSION
PLOW & WINCH
WIND SHIELDS
BRAKES & CARB.
ENGINE PARTS
ELECTRICAL
TRAILER
CHEMICALS
TECH & TOOLS
P.O.P

TORCO PRODUCTS

MOTO-PREP SILICON DETAILING SPRAY

Moto Prep is a multi-purpose cleaner, polish and light lubricant that revives dull faded surfaces to a dry shiny finish. Formulated for use on plastic, painted, fiberglass and metal surfaces providing a long lasting shine. Moto Prep is intended for many powersport applications and is excellent for displacing moisture and protecting against corrosion

Part No	Quantity/Size	Code	Keyword
920-2081	12/19 FL. OZ.	C	24



BRAKE & CONTACT CLEANER

Torco Brake & Contact Cleaner removes all traces of brake fluid, oils, greases, dust and dirt. It is fast drying and leaves no residue on brake parts, electrical components and metal surfaces. Contains no CFC's or chlorinated solvents and is ozone safe. Formulated for professional use.

Part No	Quantity/Size	Code	Keyword
920-2078	12/18 oz Aerosol Can	C	24



POWER SLIDE CHAIN LUBE

Titanium Series Power Slide Chain Lube is formulated with an anti-friction and load carrying additive system that protects rollers, pins, bushings and sprockets under the most extreme speed and temperature conditions. It is specifically designed to keep chains free and clean of all abrasive materials and to eliminate fling-off. This highly stable lubricant is waterproof and will protect against the formation of rust and corrosion. Recommended for all standard and O-Ring chains found on high performance and racing applications.

Part No	Quantity	Code	Keyword
920-2076	12/5.5 oz Aerosol Can	C	24
920-2077	12/13 oz Aerosol Can	C	24



MPZ ENGINE ASSEMBLY LUBE

MPZ IS A NON-MELTING CONCENTRATE OF oil soluble molydenum, phosphorus and zinc fortified with polymers to increase its adhesive strength. Engine Assembly Lube is designed as a pre-lube for cylinders, pistons, wrist pins, cams, plain bearings, ball bearings, roller bearings, journals, and gear sets. Cam Lube is a gelled version of assembly lube designed for anti-scuff protection of cam lobes, lifters and other highly stressed valve train components.

Part No	Quantity/Size	Code	Keyword
920-1060-1	1 oz. tube	C	24



FFO FOAM FILTER OIL SPRAY

Torco FFO Foam Filter Oil Spray is formulated with special base oils and tackifier additives to prevent moisture and abrasive elements from passing through foam filter elements and entering the engine. FFO is easy to apply and will not dry out, drip or run. FFO will not gum up or clog foam passages.

FEATURES & BENEFITS

- Synthetic blend formula
- Prevents moisture and harmful elements from passing through filter
- Maximizes airflow for constant jetting and performance
- Easy to apply and easy to clean up

Part No.	Description	Quantity	Code	Keyword
920-2084	FFO Foam Filter Oil	12/13oz. Cans	C	24



TORCO FUEL ACCELERATOR

Torco Accelerator is not just another fuel additive, it's simply a RACE FUEL CONCENTRATE! With many of the same additives our winning race fuel possesses, Torco Accelerator is a blend of components which will transform the make up of premium pump gas to closely resemble race fuel.

Part No	Quantity	Code	Keyword
920-2086	32oz case of 6	C	24



PL-50 PENETRATING LUBRICANT

PL-50 is a multi-use penetrating fluid that displaces moisture and provides superior light film lubrication. Formulated with proprietary anti-wear and anti-corrosion, PL50 penetrates quickly, relieves seized or rusted parts and extends life of treated components.

Part No	Quantity/Size	Code	Keyword
920-2080	Case of 12 (19 FL. OZ.)	C	24



INTERPARTS CV GREASE



Part No.	Code	Keyword
970-4500	B	24



CHEMICALS
KLOTZ PRODUCTS



KLOTZ SNOWMOBILE TECHNIPLATE SYNTHETIC TC-W3

Premium pure synthetic lubricant. Extremely high load carrying capacity for reduced engine wear and low maintenance. Clean Burn™ No-Smoke Technology eliminates carbon and residue build-up. Meets and exceeds NMMA TC-W3r and API TC low ash specifications for certified warranty compliance.



Part No.	Description	Quantity/Size	Code	Keyword
910-2150	TCW3 Techniplate Syn Oil	10/1 QT	C	24
910-2160	TCW3 Techniplate Syn Oil	4/1 Gallon	C	24

KLOTZ OCTANE BOOSTER

Klotz Octane Booster is a concentrated tetraethyl lead substitute formulated to increase the octane rating of gasoline up to 10 numbers or more. Helps eliminate engine damaging detonation, spark knock, pre-ignition, and pinging from low octane gasoline. Octane Booster modifies the burn speed and flash point of gasoline to create a stable combustion chamber flame front, maximizing performance and power. Stabilizes oxygenated gasoline to prevent lean-out conditions. Klotz Octane Booster provides needed upper cylinder lubrication that is missing in unleaded gasoline.



Part No.	Quantity/Size	Code	Keyword
910-6020	10/16oz	C	24

SNOWMOBILE CHAIN CASE SYNTHETIC LUBRICANT

Klotz Black Formula Hi-Performance Chain Case Lube contains graphite molecules for reduced friction and surface drag. Provides maximum power and performance in extreme hot and cold conditions. Penetrates deep into chain rollers to loosen stiff links and extend chain and sprocket life. Eliminates rust and corrosion on chains and sprockets.



Part No.	Quantity/Size	Code	Keyword
910-5000	10/12 oz	C	24

ISOPROPYL FUEL DE-ICER

- For 2 Or 4 Cycle Engines
- Eliminates Moisture
- Does Not Contain Methanol
- 250 ML Bottle



Part No.	Code	Keyword
970-7408	B	24

Comes in a case of 12. Priced individually

KLOTZ SNOWX4 SYNTHETIC LUBRICANT

Klotz SnowX4 Synthetic Lubricant is designed for use in the new generation of 4-stroke performance snowmobile engines. SnowX4 exceeds warranty requirements of all leading manufacturers, including Ski Doo, Arctic Cat, Polaris, and Yamaha that require API certification. Estorlin technology is an advanced synthetic lubricity system which contains precision engineered lubricating molecules that protect engine components from molecular shearing and extreme heat. SnowX4 is specially formulated for cold start flow, thermal stability, and reduced friction, providing Less Drag...More Power.



Part No.	Description	QTY/Size	Code	Keyword
910-8300	SnowX4 Synthetic Lubricant OW30	10/1 QT	C	24
910-8400	SnowX4 Synthetic Lubricant OW40	10/1 QT	C	24
910-8500	SnowX4 Synthetic Lubricant OW50	10/1 QT	C	24

KLOTZ HIGHER OCTANE BOOSTER

- Increases pump gasoline octane up to 10 numbers
- Tetraethyl lead substitute for added lubricity
- Stabilizes flame front and controls burn speed
- Cleans injectors, carburetors and catalytic converters
- O2 and converter safe
- No MTBE
- Absorbs moisture
- Use with caution: Will discolor paint, plastic, and fiberglass



- Specifications**
- **Product Type:** Power Additive
 - **Recommended Applications:** 2 and 4 Stroke Engines
 - **Blends With:** Gasoline or Ethanol Enriched Fuels

Part No.	Quantity/Size	Code	Keyword
910-6022	20/6oz	C	24

KLOTZ FOGGING OIL

- Extended Engine Life
- Reduces Maintenance & Operations Cost
- Fast Clean Start Up After Storage
- Protects Against Rust & Corrosion



Part No.	Quantity/Size	Code	Keyword
910-6010	10/16oz	C	24



GASKET MAKERS

Product	Part No.	Size	Colour	Gap Fill	Typical Use	Temp. Range	Flange Type	Cure Type	Typical Application
The Right Stuff®	930-3000	212g	Black	0.25"	High adhesion, instant seal	-59° to 260°C (-75° to 500°F) intermittent	Rigid or Flexible	Elastomeric Rubber	Timing gear covers, transmission pans, valve covers, oil pans, water pumps, gearboxes, intake manifold end seals, stamped sheet metal covers, compressors, gearboxes
Ultra Blue®	930-3002	80ml	Metallic Blue	0.25"	Increased oil resistance, non-corrosive	-54° to 260°C (-65° to 500°F) intermittent	Rigid or Flexible	Silicone (Oxime)	Timing gear covers, transmission pans, valve covers, oil pans
Ultra Black®	930-3004	80ml	Metallic Black	0.25"	Increased oil resistance, non-corrosive	-54° to 260°C (-65° to 500°F) intermittent	Rigid or Flexible	Silicone (Oxime)	Oil pans, transmission pans, valve covers, valves and guides, timing gear covers, differential covers
Ultra Grey®	930-3006	80ml	Metallic Grey	0.25"	High durometer for more rigid flanges	-54° to 260°C (-65° to 500°F) intermittent	Rigid	Silicone (Oxime)	Valve covers, transmission pans, oil pans, timing gear covers, differential covers
Ultra Copper®	930-3007	80ml	Metallic Copper	0.25"	High temperature, non-corrosive	-59° to 371°C (-75° to 700°F) intermittent	Rigid or Flexible	Silicone (Oxime)	Exhaust manifolds, thermostat housings, valve covers, timing gear covers, water pumps, differential covers
Gear Oil RTV Gasket Maker	930-3008	85g	-	-	Oxygen sensor-safe leak proof sealing	-54° to 260°C (-65° to 500°F) intermittent	Rigid or Flexible	-	Specially formulated for differentials and transfer cases. Withstands gear oil friction modifiers
MotoSeal® 1	930-3010	80ml	Grey	0.125"	Fuel resistant	-54° to 177°C (-65° to 350°F), 204°C (400°F) intermittent	Rigid	Solvent	Cylinder head top covers, crank case halves, timing chain cases, cam covers, center and end covers (transmissions), exhaust manifold seals, cylinder case halves, side covers, clutch housings
Sensor-Safe Blue	930-3011	80ml	Blue	0.25"	Oxygen sensor-safe General-purpose sealing	-54° to 260°C (-65° to 500°F) intermittent	Rigid or Flexible	Silicone (Acetoxy)	Valve covers, timing gear covers, differential covers, oil pans, transmission pans, water pumps, thermostat housings
Anaerobic Flange Sealant	930-3017	50ml	Dark Purple	0.25mm (0.01") u-p* 1.27mm (0.05") p*	For flexible applications	-54° to 150°C (-65° to 300°F)	Rigid	Anaerobic	For use on machined metal components, pumps, thermostats, housings, axle covers, gear cases, split crankcases
High Temperature Anaerobic Flange Sealant	930-3018	50ml	Red	0.25mm (0.01") u-p* 0.5mm (0.02") p*	High temperature applications, excellent solvent resistance	-54° to 204°C (-65° to 400°F)	Rigid	Anaerobic	Seals close fitting joints between rigid metal faces and flanges. Particularly suited where maximum temperature and chemical resistance is required
Red RTV High Temp Gasket Maker	930-3216	80ml	Red	-	hi-temp applications, or heavy-duty use	-65°F to 650°F (-54°C to 343°C)	-	-	Valve covers, oil pans, timing covers, water pumps, and thermostat housings
Anaerobic Gasket Maker	930-3218	50ml	Red	0.25mm (0.01") u-p* 1.27mm (0.05") p*	For all metals including aluminum flanges	-54° to 150°C (-65° to 300°F)	Rigid	Anaerobic	For use on machined aluminum metal components, pumps, thermostats, housings, axle covers, gear cases, split crankcases

Legend: u-p*(unprimed), p*(with primer)



930-3000

930-3002

930-3004

930-3006

930-3007

930-3008

930-3010

930-3011

930-3017

930-3018

930-3216

930-3218

PERMATEX PRODUCTS



GASKET SEALANTS

FORM-A-GASKET® NO. 1 SEALANT

- Designed for dressing/sealing cut gaskets on rigid flanges
- Thick, fast drying, hardening formula
- For application where permanent assembly is desired
- Resists common auto and shop fluids including fuels
- Temperature range -54°C to 200°C (-65°F to 400°F)
- USA Mil-S-45180 D, Type 1

Applications: Dressing Cork, Rubber, Paper, and Composite Gaskets, Sealing Hose Connections



Part No	Description	Code	Keyword
930-3019	80ml Carded Tube	B	24

FORM-A-GASKET® NO. 2 SEALANT

- Designed for dressing/sealing cut gaskets on flexible/stamped parts
- Thick, slow drying, non-hardening formula
- Allows for easy disassembly if required
- Resists common auto and shop fluids including fuels
- More flexible than Form-A-Gasket® No.1 to perform better in thermal cycling applications
- Temperature range -54°C to 200°C (-65°F to 400°F)
- USA Mil-S-45180 D, Type II

Applications: Dressing Cork, Rubber and Paper Gaskets



Part No	Description	Code	Keyword
930-3020	80ml Carded Tube	B	24

SUPER-HIGH TACK™ GASKET SEALANT

- Fast drying all-purpose adhesive/sealant
- Tacky paste for holding cut gaskets in place during assembly
- Helps seal cut gaskets
- Resists gasoline, oil, anti-freeze, kerosene, propane, butane and axle fluids
- Temperature range -54°C to 260°C (-65°F to 500°F)

Applications: Seals any rubber, cork, paper or composite gasket; also works on hose connections; good as a general purpose contact adhesive



Part No	Description	Code	Keyword
930-3022	118ml Brush-Top Can	B	24

COPPER SPRAY-A-GASKET® HIGH-TEMP SEALANT

- Fast drying, metallic copper spray adhesive/sealant
- Prevents gasket burnout and improves heat transfer
- Fills minor surface irregularities
- Fills hot spots and surface imperfections
- Resists all types of automotive fluids, especially gasoline
- Temperature range -46°C to 260°C (-50°F to 500°F)

Applications: Cylinder head gaskets, carburetor gaskets, exhaust manifold gaskets and other high temperature applications



Part No	Description	Code	Keyword
930-3027	283g Aerosol	B	24



THREADLOCKERS

Product	Part No.	Size	Colour	Fasteners	Torque (lbs) Break/Prevail	Cure* Fixture/ Full	Fixture/ with Primer**	Temp. Range
Gel Threadlocker	930-3103	10g	Blue	6mm to 25 mm+ (1/4" to 1")	115/53	15 min./ 24 hrs.	N/A	-54° to 150°C (-65° to 300°F)
	930-3111	10g	Red	10mm to 25 mm+ (3/8" to 1")	175/230			
Removable Strength Threadlocker	930-3104	36ml	Blue	6mm to 20 mm (1/4" to 3/4")	115/53	20 min./24 hrs.	5 min.	-54° to 150°C (-65° to 300°F)
	930-3105	50ml	Blue	6mm to 20 mm (1/4" to 3/4")	180/62			
Surface Insensitive Threadlocker	930-3106	50ml	Blue	6mm to 20 mm (1/4" to 3/4")	180/62	20 min./24 hrs.	5 min.	-54° to 150°C (-65° to 300°F)
Permanent Strength Threadlocker	930-3107	6ml	Red	10mm to 25 mm (3/8" to 1")	189/275	20 min./24 hrs.	5 min.	-54° to 150°C (-65° to 300°F)
	930-3108	36ml	Red	10mm to 25 mm (3/8" to 1")	230/225			
	930-3109	50ml	Red	10mm to 25 mm (3/8" to 1")	230/225			
High Strength Threadlocker	930-3112	36ml	Red	10mm to 25 mm (3/8" to 1")	230/225	20 min./24 hrs.	5 min.	-54° to 150°C (-65° to 300°F)
	930-3113	50ml	Red	10mm to 25 mm (3/8" to 1")	230/225			
High Temp./High Strength Threadlocker	930-3114	10ml	Red	16mm to 25 mm (5/8" to 1")	180/270	20 min./24 hrs.	5 min.	-54° to 150°C (-65° to 300°F)
	930-3115	50ml	Red	16mm to 25 mm (5/8" to 1")	180/270			
Large Diameter Threadlocker	930-3116	50ml	Red	1" 25 mm and over	250/200	20 min./24 hrs.	5 min.	-54° to 150°C (-65° to 300°F)
Penetrating Grade Threadlocker	930-3119	50ml	Green	2.2mm to 15 mm (1/12" to 1/5")	90/310	20 min./24 hrs.	5 min.	-54° to 150°C (-65° to 300°F)



930-3103 930-3104 930-3105 930-3106 930-3107 930-3108 930-3109 930-3111



930-3112 930-3113 930-3114 930-3115 930-3116 930-3119



TERMS & INDEX
NEW
HELMETS
HELMET ACCESSORIES
APPAREL
ACCESSORIES
TRACKS & SUSPENSION
STEERING
TRANS MISSION
PLOW & WINCH
WIND SHIELDS
BRAKES & CARB.
ENGINE PARTS
ELECTRICAL
TRAILER
CHEMICALS
TECH & TOOLS
P.O.P



THREAD SEALANTS

Product	Part No.	Size	Colour	Seal to Operating Strength	Temp. Range	Typical Applications
High Performance Thread Sealant	930-3122	50ml	White	4 Hrs.	up to 150°C (300°F)	Stainless steel fittings, head bolts into through holes, oil PSI sending units/sensors, oil and coolant lines, intake manifold switches, rear axle fill plug, fuel fittings.
High Temperature Thread Sealant	930-3123	50ml	White	4 Hrs.	up to 204°C (400°F)	Head bolts into through holes, oil PSI sending units and sensors, oil and coolant lines, fuel fittings, rear axle fill plug, brake and power steering fittings.
Pneumatic/Hydraulic Sealant	930-3124	50ml	Purple	4 Hrs.	up to 150°C (300°F)	Hydraulic line fittings, brake line fittings, transmission fluid fittings, PTO fittings.
Thread Sealant w/PTFE	930-3125	118ml	White	Instant/Non Curing	54°C to 150°C (-65°F to 300°F)	Air conditioning fittings, temperature sending fittings, hydraulic fittings.
Pipe Joint Compound	930-3126	473ml	Black	Instant/Non Curing	-54°C to 200°C (-65°F to 400°F)	Threaded fittings and plumbing applications.



930-3122



930-3123



930-3124



930-3125



930-3126

RETAINING COMPOUNDS

Product	Part No.	Size	Colour	Max Gap Fill (Diametral)	Viscosity cP	Shear Strength	Maximum Temp.	Fixture Time (steel)	Full Cure
Bearing Mount for Close Fits	930-3127	50ml	Green	0.1mm (.005")	125	3,000 PSI	-54° to 150°C (-65° to 300°F)	10 min.	24 hrs.
Max Temperature Sleeve Retainer	930-3128	50ml	Green	0.4mm (.015")	8,500	3,800 PSI	-54° to 232°C (-65° to 450°F)	1 hr	24 hrs.
High Temperature Sleeve Retainer	930-3129	50ml	Green	0.2mm (.007")	600	3,000 PSI	-54° to 204°C (-65° to 400°F)	1 hr	24 hrs.
Bearing Mount for Relaxed Fits	930-3130	50ml	Green	0.4mm (.015")	1,250	4,000 PSI	-54° to 150°C (-65° to 300°F)	10 min.	24 hrs.



930-3127



930-3128



930-3129



930-3130

SURFACE PREP™ ACTIVATOR/PRIMER

- Designed for cleaning & priming parts prior to assembly with Permatex® threadlockers, thread sealants, retaining compounds and anaerobic gasket makers
- Use in cold temperatures or where faster curing of Permatex® products is desired
- Speeds cure of Permatex® threadlockers by 50%

Applications: Any threadlocking, thread sealing and retaining application



Part No	Description	Code	Keyword
970-3010	127g Aerosol	B	24

PERMATEX PRODUCTS

CODE = B

KEYWORD = 24



ADHESIVES & SEALANTS

Product	Part No.	Size	Colour	Typical Use	Gap Fill	Category	Viscosity cP	Strength (PSI)* Tensile Shear	Fixture Time	Full Cure	Temp. Range
Ultra Bond™ Super Glue	930-3200 930-3201	3ml 28g	Clear	General Purpose	.004"	General Purpose Ethyl	40	2,600	5-10 sec.	24 hrs.	-54° to 82°C (-65° to 180°F)

Product	Part No.	Size	Colour	Typical Use	Gap Fill	Category	Strength (PSI)* Tensile Shear	Fixture Time	Full Cure	Temp. Range
PermaPoxy™ 1 Minute Clear Epoxy	930-3204	25ml	Semi-Clear	Fast cure epoxy	.125"	2 Part Epoxy	2,500	1 min.	1 hr.	-51° to 82°C (-60° to 180°F)
PermaPoxy™ 5 Minute Plastic Weld	930-3205	25ml	Cream	Structural adhesive	.125"	2 Part Epoxy	3,500	10-15 min.	16 hrs.	-51° to 121°C (-60° to 250°F)
Cold Weld™ 4 Minute Multi-Metal Epoxy Stick	930-3206	56g	Grey	Fast cure epoxy stick	.500"	2 Part Epoxy Putty	3,500	10-15 min.	16 hrs.	-51° to 150°C (-60° to 300°F)
Cold Weld Bonding Compound	930-3207	56g	Grey	High temp. adhesive & filler system	.250"	2 Part Epoxy	3,000	10-15 min.	16 hrs.	-51° to 150°C (-60° to 300°F)



930-3200



930-3201



930-3204



930-3205



930-3206



930-3207

SPECIALTY REPAIR

CLEAR RTV SILICONE ADHESIVE SEALANT

- An excellent all-purpose RTV Silicone Adhesive/sealant
- Use for sealing, bonding, insulating and caulking
- Flexible, durable, tough, waterproof
- Temperature range -60°C to 204°C (-75°F to 400°F)

Applications: Seal and Waterproof Electrical Connections, Windshields, Sunroofs, Firewall openings, Heater Boxes, Vinyl Tops, Seams and Roofs, Weather Stripping. Seals and Bonds Glass, Metal, Plastics, Fabric and Vinyl



Part No	Description	Code	Keyword
930-3215	80ml Carded Tube	B	24

PIT CREWS CHOICE™ GAS TANK AND RADIATOR REPAIR

- Instantly and permanently seals small holes in metal gas tanks and radiators without welding or removing tank
- Will not work on plastic gas tank
- Sticks to gasoline-wet surfaces
- Excellent chemical and moisture resistance
- Full strength is achieved in one hour
- No measuring, waste, heating
- Non-flammable

Applications: Repair Metal Gas Tanks and Radiators in Cars, Trucks, and Farm Equipment. Can also be used to repair oil pan holes if area to be repaired is cleaned of oil first



Part No	Description	Code	Keyword
930-3212	28g Stick	B	24

BLACK SILICONE ADHESIVE SEALANT

Low odor formula! General-purpose, black RTV indoor/outdoor sealant. Seals, bonds, repairs, mends and secures glass, metal, plastics, fabric, vinyl, weather stripping and vinyl tops. Protects and repairs electrical wiring. May be applied to horizontal or vertical surfaces. Waterproof and flexible. **Temperature range -75°F to 450°F (-59°C to 232°C);** resists water, weather, and vibration.



Part No	Description	Code	Keyword
930-3217	80ml Carded Tube	B	24

PERMATEX® VINYL & LEATHER REPAIR KIT

- Permanent repair for tears, holes and burns on vinyl and leather
- Mix and match from 7 colour choices with colour chart for accuracy
- Everything required for repair included
- Easy to follow instructions

Contents: 7 colour cups, fabric backing cloth, practice vinyl sample, spatula, adhesive and filler, assorted grain paper, heat transfer tool, instruction sheet and colour matching chart

Applications: Soft Surface Dashboards, Upholstery, Vinyl Tops, Infant Car Seats, Chair, Stools, Marine Upholstery and other Vinyl and Leather surfaces



Part No	Description	Code	Keyword
930-3214	Carded Kit	B	24

PERMATEX PRODUCTS

ELECTRICAL MAINTENANCE LIQUID ELECTRICAL TAPE

- Seals electrical connections
- Applies as a liquid, then cures to a flexible, vinyl polymer
- Allows complete sealing to keep out air, dirt and moisture
- Brush-top applicator for easy use in hard-to-reach places
- UV and chemical resistant
- Dielectric strength: 1700 volts per mil thickness
- Does not unravel like tape
- Remains flexible under extreme conditions
- Temperature range -50°C to 135°C (-50°F to 275°F)

Applications: Trailer hitch lighting, battery connections, speaker wires, alarms systems, underground wiring, marine bilge pumps, control panel wiring, computer wiring, landscape lighting, circuit boards, home theaters

Part No	Description	Code	Keyword
970-3011	118ml Brush-Top Carded Bottle	B	24



DIELECTRIC GREASE

- Necessary for an effective tune-up on high energy ignition systems
- Prevents voltage leakage around any electrical connection
- Protects electrical connections, ignition parts and wiring from moisture, salt, dirt and corrosion
- Prevents fusing of spark plugs to spark plug boots
- Extends the life of bulb sockets

Applications: Automotive and marine electrical connections, spark plug boots, distributor caps, ignition coil connectors, wire harness connections, trailer hitches, battery terminals

Part No	Description	Code	Keyword
970-3012	28g Carded Tube	B	24
970-3013	85g Carded Power Can	B	24



970-3012



970-3013

ELECTRICAL CONTACT CLEANER

- Ideal for sensitive electrical and electronic parts
- Non-conductive and non-corrosive cleaner dries in seconds with no rinsing required
- Removes grease, oil and other surface contaminants
- Contains no HCFCs and is safe on all metal surfaces and many plastics (on plastics and elastomers, test product on surface before use to ensure compatibility)

Applications: Switches, contacts, relays, motors, PC boards, connectors, tape heads, scales, sensors and control panels

Part No	Description	Code	Keyword
970-3033	425g Aerosol	B	24



BATTERY CLEANER

- Penetrates and removes corrosion, dirt and grime instantly
- Removes power-robbing corrosion
- Fast acting
- Penetrates, no disassembly required

Applications: Cleaning all types of storage batteries and attachments in vehicles, emergency power supply systems, cables and terminal connections



Part No	Description	Code	Keyword
970-3034	163g Aerosol	B	24

BATTERY PROTECTOR & SEALER

- Coats and seals battery terminals to prevent corrosion
- Prevents battery drain
- Increases battery life
- Improves electrical flow
- Spray on battery terminals, in or out of storage

Applications: Batteries, cables and terminals.
For automotive, marine, farm machinery and motorcycle applications



Part No	Description	Code	Keyword
970-3035	141g Aerosol	B	24



TERMS & INDEX
NEW
HELMETS
HELMET ACCESSORIES
APPAREL
ACCESSORIES
TRACKS & SUSPENSION
STEERING
TRANS MISSION
PLOW & WINCH
WIND SHIELDS
BRAKES & CARB.
ENGINE PARTS
ELECTRICAL
TRAILER
CHEMICALS
TECH & TOOLS
P.O.P

PERMATEX PRODUCTS

LUBRICANTS

EXTREME SPORT SYNTHETIC GREASE

- Lubricates parts and surfaces under extreme pressure, friction and adverse atmospheric conditions
- Synthetic high performance lubricant
- Superior adhesion to metal protecting parts from corrosion, rust and mechanical breakdown
- Forms a barrier against water, dirt and extreme heat
- Provides superior water-washout resistance
- Temperature range -28°C to 282°C (-20°F to 540°F)
- NLGI Grade 2 GC/LB
- Timken OK Load: 70 lbs
- ASTM D-1743 Certified Rust and Corrosion Resistant

Applications: Steering Linkage Fittings, Chassis Points, Cams, Bearings, Suspension Bushings, Hood Support Bushings, Latch Assemblies, Hinges, Mechanical Linkages, Chains, U-joints, Sliding Surfaces, Couplings, Pulleys, Exposed Parts, Cables, Linkages, Winches, Trailers

Part No	Description	Code	Keyword
970-3018	85g Carded Tube	B	24



WHITE LITHIUM GREASE

- All purpose white lithium grease
- Good resistance to washout
- Protects against rust and makes surfaces friction-free
- Withstands moisture and high heat
- Stainless and non-toxic

Applications: Door hinges, Hood and Trunk Latches, Hatchback Struts, Seat Tracks, Jacks, Winches, Gear Shift Mechanisms, Steering Linkages, Garage Door and Delivery Truck Door Tracks

Part No	Description	Code	Keyword
970-3019	44ml Carded Tube	B	24
970-3020	300g Aerosol Can	B	24



970-3019



970-3020

GUMOUT™ SUPER PENETRATING OIL

- High performance formula acts faster than graphite formulations
- Detergent action cuts through all foreign impediments
- Quickly loosens seized metal parts due to rust, corrosion, carbon, scale, paints and varnishes

Applications: Lubricates to help loosen any corroded or seized parts

Part No	Description	Code	Keyword
970-3027	340g Aerosol	B	24



GUMOUT™ CHAIN LUBE

- Specially formulated to lubricate & protect all types of roller chains operating in exposed conditions
- High lubricity and foaming action penetrates into rollers and displaces water
- Will not be thrown off at high speeds
- Non-tacky formula reduces accumulation of road dust and sand

Applications: Motorcycle, Bicycles, Chain Saws and any Chain-Driven Vehicle or Equipment

Part No	Description	Code	Keyword
970-3029	340g Aerosol	B	24



GUMOUT™ SILICONE SPRAY LUBRICANT

- Lubricates and waterproofs all types of mechanical equipment
- High silicone formula does not attract dust or dirt
- Stops friction and squeaks
- Protects and renews rubber mountings, bushings and weather-stripping
- Coats hinges and channels
- Prevents binding, sticking and deterioration
- Prevents locks, doors and windows from binding

Applications: Use to seal, lubricate and prevent the deterioration of any Rubber Seals, Bushings, Mouldings, Weather-Stripping as well as lubricate Hinges, Locks, Door and Window Channels and any similar applications

Part No	Description	Code	Keyword
970-3028	320g Aerosol	B	24



CARB & CHOKE CLEANER

- OEM certified
- Super jet spray quickly cuts and removes grease, gum and varnish
- Oxygen sensor safe
- Improves vehicle performance

Applications: Manual and Automatic Chokes, Baffle Plates and Carburetor Linkage

Part No	Description	Code	Keyword
970-3031	350g Aerosol	B	24



NON-CHLORINATED BRAKE CLEAN

- Professional strength to remove oil, grease and grime from brake parts
- Fast drying, leaves no residue
- Displaces moisture
- Safer on aluminum parts

Applications: Use to clean Drum or Disc Brake Assemblies and Components; thousands of other uses including cleaning of C.V. Joints, Clutches, Machinery, Tools and Farm Equipment

Part No	Description	Code	Keyword
970-3030	390g Aerosol	B	24



PERMATEX PRODUCTS

LUBRICANTS



DISC BRAKE CALIPER LUBE

- 100% synthetic formula
- High temperature lubricant to prevent seizing or sticking of disc brake components
- Assures critical brake parts remain lubricated
- Waterproof lubricant protects against corrosion
- Will not cause rubber sleeves and seals to swell
- Non-silicone, non-petroleum based formula
- Outperforms ordinary caliper grease
- Temperature range -40°C to 204°C (-40°F to 400°F)

Applications: Long and short bolts, sleeves, bushings, outboard and inboard pad backing plate, disc brake calipers, caliper pins and pistons

Part No	Description	Code	Keyword
970-3021	80ml Tube	B	24



ENGINE ASSEMBLY LUBE

- Proper lubrication of metal mating surfaces is essential prior to starting a new or rebuilt engine
- Has superior adhesion to component surfaces to prevent scuffing and galling during initial start-up
- Meets or exceeds OEM performance specs for engine assembly lubricants

Applications: Engine Bearings, Camshafts, Lifters, Valves, Guides and Rocker Shaft assemblies

Part No	Description	Code	Keyword
970-3016	118ml Bottle	B	24



DISC BRAKE QUIET

- Stops brake squeal by dampening vibration between the caliper and the brake pad
- Provides tighter fit between caliper and pad
- Allows for easy disassembly by preventing rust formation between caliper and brake pad
- Compatible with anti-lock brake system

Applications: Disc Brakes, Outboard and Inboard pads for Disc Braking Systems

Part No	Description	Code	Keyword
970-3014	255g Aerosol	B	24



NICKEL HIGH-TEMP ANTI-SEIZE

- Recommended for stainless steel, titanium and nickel alloys
- Used where copper contamination must be avoided
- Prevents galling during assembly and allows for easy disassembly
- Inhibits rusting, cold welding and galvanic corrosion
- Resists most chemical and acid solutions, road salt, salt water, and steam
- For Extreme pressure and high temperatures up to 1315°C (2400°F)

Applications: Exhaust Manifold Bolts, Exhaust System Bolts, Muffler Clamps, Oxygen Sensors and Tailpipe assemblies

Part No	Description	Code	Keyword
970-3026	227g Brush-Top Can	B	24



SILVER GRADE ANTI-SEIZE

- A highly refined blend of aluminum, copper and graphite
- Use for easy assembly and disassembly of metal parts
- Prevents galling during assembly
- Enables easier disassembly of parts exposed to high temperatures
- Prevents rusting, cold welding and galvanic corrosion between assembled parts
- Resists most chemical and acid solutions, road salt, salt water, steam
- Temperature range -54°C to 870°C (-65°F to 1600°F)
- USA Mil-Spec 907E (excluding Aerosol)

Applications: Prevents seizing of Exhaust System Threads, Spark Plug Threads, Wheel Studs, U-bolts, Spring Bolts, Torque Rod and Pins, and similar Automotive and Marine application

Part No	Description	Code	Keyword
970-3022	113g Brush-Top Can	B	24
970-3023	454g Brush-Top Can	B	24

970-3022



970-3023



COPPER ANTI-SEIZE

- Premium formula copper anti-seize
- Contains a high percentage of micro-fine copper flakes in a semi-synthetic grease carrier
- Electrically conductive
- For easy assembly and disassembly of metal parts
- Prevents galling during assembly
- Inhibits rusting, cold welding and galvanic corrosion between assembled parts
- Effective at high temperature up to 982°C (1800°F)
- USA Mil-Spec 907E

Applications: Spark Plug Threads installed in Aluminum, Exhaust Manifold Bolts, Engine Bolts, Oxygen Sensors, Knock Sensors, Thermostat Housing Bolts, Fuel Filter Fittings and Battery Cable Connections

Part No	Description	Code	Keyword
970-3024	227g Brush-Top Can	B	24
970-3025	454g Brush-Top Can	B	24

970-3024



970-3025



VALVE GRINDING COMPOUND

- Aids valve grinding and seating operations to remove burrs, surface defects, carbon, gum and corrosion
- Can be used for lapping and grinding chromium
- For both machine and hand grinding
- Grease or water mixed formulas

Applications: Use on Valves, Cutting Tools, Main Bearings, Camshafts, Reel Type Lawn Mowers

Part No	Description	Code	Keyword
970-3015	Grease Mixed 115ml Can	B	24



ACTIVE CORROSION SOLUTIONS

Protects • Penetrates • Lubricates

ACF-50 chemically treats metal using advanced polar bonding technology. It forms a "hydrophobic" film as it removes moisture from the metal surface. ACF-50 contains no water and is approved for electrical switches and connectors. ACF-50 has a strong capillary action so will creep into all the areas that moisture can; actively pushing out moisture and replacing it with protection. Where corrosion is already evident, ACF-50 will help inhibit further progress by insulating and electrically 'switching off' the corrosion cell.



13 oz. Aerosol



32 oz. Liquid Spray Pump

- Preventative Maintenance
- Detailing Service
- Vintage Restorations
- Off Season Riding
- Mud & Winter Racing
- Seasonal Storage

- Heads
- Cooling Fins
- Throttle Linkages Brake Cables
- Battery Terminals Voltage
- Regulator Suspension
- Engine Components Torsion Bars
- Fuel Control Units
- Fuse Box
- Swingarm
- Relays / Connectors Undercarriage
- Chrome
- Chain
- Ignition Switch Security
- Systems/FOBs

Part No.	Description	Quantity/Size	Code	Keyword
970-3200	ACF-50 Aerosol	13 oz.	B	24
970-3200-12	ACF-50 Aerosol - 12 Pack	13 oz.	B	24
970-3206	ACF-50 Liquid Spray Pump	32 oz.	B	24
970-3206-4	ACF-50 Liquid Spray Pump - 4 Pack	32 oz.	B	24

THE SOLUTION TO THE RAVAGES OF CORROSION

Corrosion Block is a unique product that has the ability to both prevent and stop active corrosion in more places on Powersports Equipment than any other product of its type. Enthusiasts know that without prevention, corrosion is going to damage or destroy metal components and electrical systems. All forms of corrosion affect unprotected steel and aluminium surfaces, as well as "all" electrical systems and components; pitting corrosion, galvanic, cracking, surface, inter granular, de-alloying, fretting and high temperature corrosion are present.



Kills Corrosion on Contact


- Prevents New Corrosion From Forming
- Extends Component Life
- Prevents Corrosion Induced Failures
- Protects Metal Components Down to -70°F

Waterproof Grease - High Performance Multi-Purpose Won't Dry, or Wash Out

- WATERPROOF
- Multi grease compatible
- Excellent extreme pressure (EP) properties
- Excellent thermal/oxidative stability
- Resists bleeding or melting at high temperatures
- Dielectric / non-conductive
- Workplace safe and environmentally friendly
- Out performs competitive grease 5:1



12 oz. Aerosol



16 oz. Tub



2 oz. Tube



14 oz.



3 oz.

Part No.	Description	Quantity/Size	Code	Keyword
970-3201	Aerosol	12 oz.	B	24
970-3201-12	Aerosol - 12 pack	12 oz.	B	24
970-3202	Tube	2 oz.	B	24

Part No.	Description	Quantity/Size	Code	Keyword
970-3203	Cartridge	3 oz. 2 pack	B	24
970-3204	Cartridge	14 oz.	B	24
970-3205	Tub	16 oz.	B	24

CLEANERS AND DEGREASERS

GLASS & STAINLESS STEEL CLEANER

- Removes dirt, dust, fingerprints, smudges and light grease from glass, stainless steel and metal surfaces
- Leaves a sparkling streak free shine
- Clinging action formula ideal for vertical surfaces
- Sprays on evenly with a refreshing lemon scent

Applications: Interior/Exterior Window and Metal Doors, Stainless Steel Appliances and BBQ Exteriors.
Not recommended for use on plastics



Part No	Description	Code	Keyword
970-2100	600g Aerosol	B	24

MULTI-PURPOSE CLEANER DEGREASER DISINFECTANT

The most versatile weapon in your cleaning arsenal!

A ready-to-use water based cleaner, degreaser and disinfectant that has been trusted by factories, military and auto enthusiasts for over 50 years.

CLEANS - Tackles the toughest tasks head-on with less scrubbing

DEGREASES - VOC compliant; replaces heavy solvent degreasers

DISINFECTS - Kills germs and controls mold and mildew

CFIA and Health Canada Registered DIN #02160331

Biodegradable

Applications:

Automotive - Soils - Dirt, Road Film, Mud, Bug Splatter, Grease, Oil, Brake Dust, Tar, Light Rust, Ashes, Soot & more! - Surfaces - Vinyl, Plastic, Rubber, Tires, Bumpers, Consoles, Dashboards, Upholstered Seats, Engines, Tools & more!

Industrial - Soils - Grease, Grime, Lubricants, Oil, Light Rust, Tar, Black Streaks, Ink, Carbon, Smoke, Soot & more! - Surfaces - Machinery, Tools, Toolboxes, Work Benches, Walls, Ceilings, Floors, Vinyl, Rubber & more!



970-2103



970-2104

970-2101



970-2102

Part No	Description	Code	Keyword
970-2101	650ml Trigger Bottle	B	24
970-2102	946ml Trigger Bottle	B	24
970-2103	2L Jug	B	24
970-2104	4L Jug	B	24

GREZ-OFF® HEAVY DUTY DEGREASER

- Professional strength heavy-duty degreaser
- Quickly breaks down heavy grease, oil, tar, hydraulic fluid, lubricants and grime
- Safe on metal, plastic, vinyl, rubber, fibreglass
- Non-flammable, non-acidic and VOC compliant
- Contains no petroleum solvents
- No harsh fumes or unpleasant odours
- Ready-to-use formulation
- Biodegradable

Applications: Engines, Shop Machinery, Concrete Floors, Asphalt, Walls, Tools, Mowers, Industrial and Farm Equipment, Workbenches, Stainless Steel, Chrome, Exhaust Hoods, Gas Grills, Range Hoods



970-2105



970-2106



970-2107

Part No	Description	Code	Keyword
970-2105	946ml Trigger Bottle	B	24
970-2106	3.78L Jug	B	24
970-2107	20L Pail	B	24

CLEANERS AND DEGREASERS

POWER KLEEN PARTS WASH CLEANER

- Concentrated, non-solvent aqueous based cleaner
- Ideal for parts washers, pressure washers and floor scrubbers
- Cleans & degreases with cutting edge surfactants
- Cleans oil, grease, carbon, adhesives, soot, stains, smoke, dirt and grime
- Low emulsifying formula separates oil and soils for easy recycling/reclamation
- Non-flammable, non-corrosive, non-carcinogenic
- No phosphates, no butyl, no phenolic compounds
- Mild 9.8 pH
- Biodegradable

Note: Recommended for use in aqueous based parts washers.
Dilution ratios - Regular cleaning 1:10 / Heavy-duty 1:5

Applications: Parts Washers, Pressure Washers, Oil/Water Separators, Concrete Floors, Walls, Service Bays, Tools and Machinery

Part No	Description	Code	Keyword
970-2110	3.78L Jug	B	24
970-2111	20L Pail	B	24

970-2110

970-2111



MARINE SPRAY NINE®

- Multi-purpose marine cleaner and disinfectant
- Kills germs & bacterial odours above & below deck
- Removes tough stains & yellowing with little effort
- Quickly cleans fish & bait soils, algae, gas & oil, black streaks, as well as heel and scuff marks
- Controls mould and mildew on carpets, vinyl & hard surfaces

Applications: Boats, Hulls, Fibreglass, Galleys, Jet Skis, Camping Coolers, Vinyl and Bait Buckets



Part No	Description	Code	Keyword
970-2114	946ml Trigger Bottle	B	24

BOAT BOTTOM CLEANER

- Unique gel formula restores hulls leaving a deep glossy finish
- Removes boat foiling, oil slick, algae & rust stains above & below the water line
- Non-abrasive alternative to harsh acidic cleaners
- Quick and easy to use in just 5 minutes

Applications: Fibreglass, Plastic, Metal & Wood Hulls



Part No	Description	Code	Keyword
970-2116	946ml Twist Cap Bottle	B	24

CLEANERS AND DEGREASERS

WATERLESS HAND CLEANERS

You need a waterless hand cleaner that really cleans – without turning your hands into sandpaper. You need the strength to remove grease, grime, paint, adhesives and all other soils your working hands get into – plus conditioners to prevent your hands from cracking and drying out. Permatex® hand cleaners are the choice of working hands. For over 50 years, permatex® has offered high-quality hand cleaners and has maintained a leadership position through innovation and a concern for users' needs. Wherever hands are getting dirty, there's a place for permatex® hand cleaners.



FAST ORANGE® WIPES

- Premoistened towel with a powerful, natural citrus cleaning formula
- Dual textured, non-scratching weave on one side for cleaning heavy-duty soils from hands, tools, and work areas; smooth on the other side for general purpose cleaning
- Works fast to loosen, dissolve and absorb dirt and grease
- Conditions and softens hands
- No rinsing, no drying, no residue

Applications: Removes Grease, Tar, Grime, Oils, Soil, Gasket Cement, Epoxies, Glues, Inks and Paint

Part No	Description	Code	Keyword
970-0051	72-Count Bucket	B	24



ODOR-AID PRODUCTS

ODOR-AID SPRAY

It disinfects and deodorizes carpet, fabric, fiberglass, metal, plastic and vinyl surfaces. Kills Mold and Mildew!

Odor-Aid has been clinically proven to be an effective one step fungicide against - Mildew and Mold. Weekly use will maintain the protection.

Kills Bacteria!

Odor-Aid has been clinically proven bactericidal against: Pseudomonas, Staph - Including MDRSA and VISA, Strep and Cholera.

Kills Viruses!

Odor-Aid has been clinically proven virucidal against: Herpes-Types 1&2, Influenza, RSV, Pox Virus, Avian Influenza.

**Ships by Case: Min Purchase 12 each
14oz Bottles / 12 Per Case**

Part No.	Description	Code	Keyword
970-8000	14oz Bottle	B	24



MISCELLANEOUS PRODUCTS

PRESTONE PREMIXED ANTIFREEZE/COOLANT

Prestone Premixed Antifreeze/Coolant with Cor-Guard™ Inhibitors Ready to use Antifreeze/Coolant (no need to mix, measure or add water)

Blend of 50% Antifreeze/Coolant for reliable temperature and corrosion protection and 50% demineralized water for heat transfer protection

Patented Anti-Corrosion Formula

Prestone's patented formula with exclusive Cor-Guard™ Inhibitors stops the spread of corrosion and help engines last longer. Prestone is 5X more effective at protecting against corrosion.

Tested and Proven claims

- Compatible with aluminum and all light weight engine components for today's high mileage per gallon vehicles, Prestone is formulated to protect all conventional engine metals found in snowmobiles, motorcycles (on-road or off) and ATVs
- Can be added to any colour antifreeze
- Protection up to 5 years or 250,000 km
- Available in convenient 1.89L size, topping off your coolant has never been easier – whether in the garage or out on the trail!

Part No.	Quantity	Code	Keyword
970-1200	6 x 1.869L	C	24
970-1201	6 x 3.781L 1 Gallon Jug	C	24



970-1200



970-1201

GUMOUT™ MAX RACING OCTANE BOOSTER

- Increases octane effect up to 6 full octane numbers (60 points)
- Uniquely blended with MMT and performance enhancing Powertrain
- Includes Nitro Methane and special lubricants developed for high performance engines
- Improves horsepower and lubricates upper end
- Recommended for high performance engines including marine and recreational
- Excellent lead substitute
- Eliminates knocks, pings and hesitation
- Cleans fuel injectors and combustion chamber and prevents valve sticking
- Meets BMW requirements for IVD detergency
- Excellent smoke suppressant for 2 cycle engines
- Not for use in diesel engines

Applications: For all combustion engines including carbureted, fuel injected, turbo and super charged. High performance, marine and recreational

Part No	Description	Code	Keyword
970-3037	355ml bottle	B	24



CHEMICALS

K100 FUEL TREATMENT

ALL EQUIPMENT • ALL ENGINES
ALL FUELS • ALL YEAR!

K100 Fuel Treatments are proprietary formulations of complex organic compounds developed primarily to eliminate moisture contamination in fuels, with additives to improve the cleaning effect and cold temperature operation, increase lubricity and shelf-life of the fuel, and modify the fuel itself to increase atomization and improve the fuel/energy conversion process.

Benefits of K100

- Eliminates water and all water-related problems
- Cleans engines and fuel system for better mileage, easier starting, smoother idle, more power and better acceleration
- Increases cetane/octane ratings 1-1/2 to 2 points
- Improves overall engine efficiency for more miles/gallon/hour
- Reduces black smoke, oil fumes, CO, HC and particulate emissions
- Lubricates fuel systems, and burns cleanly and completely leaving no ash deposits
- Stabilizes fuel and keeps it fresh
- Prevents phase separation in E-10 fuel
- Replaces lost lubricity in LSD, ULSD and K-1 winter blend fuels
- Reduces maintenance costs and downtime
- Use K100-D+ for diesel, K100-S+ for gasoline
- All K100 treatments are available in 8oz and 32oz



Part No.	Description	Code	Keyword
970-4102	K100S+ Fuel Treatment 8oz - 12 case qty	B	24
970-4103	K100S+ Fuel Treatment 32oz - 12 case qty	B	24
970-4104	K100D+ Diesel Treatment 8oz - 12 case qty	B	24
970-4105	K100D+ Diesel Treatment 32oz - 12 case qty	B	24

**BUY 4 CASES AND
RECEIVE A FREE DISPLAY**

KLOTZ SCENTED CANDLES

**KLOTZ TECHNIPLATE CANDLE
& KLOTZ BENOL CANDLE**

Hand made by Maria Klotz.
The exclusive Klotz scented candle has the fragrance that you have come to know and love. Burns up to 30 hours. Enjoy!

Part No.	Description	Code	Keyword
910-2198	KLOTZ Techniplate Candle	C	17
910-2199	KLOTZ Benol Candle	C	17



TECH & TOOLS

2022 SNOW CATALOGUE

SLED CADDIES



SPX SLED CADDY II

2 Ski plates with rubber, 1 track plate, 11 castor wheels

Part No.	Code	Keyword
320-1220	B	17



REPLACEMENT WHEEL

Part No.	Code	Keyword
320-1221	B	17

SNOWMOBILE SHOP DOLLIES & STANDS

SKI PROTEC



- Drivable, Steerable and Adjustable Ski Dolly System.
- For use on shop floors, gravel, grass, or trailer ramps.
- Eliminates the need to bend over and lift ski when installing dolly. Simple design utilizes leverage to make installation & removal easy.
- Fits 6.5" to 10" Wide Skis.
- Made from High Strength Steel Alloy.
- Wheel Set 200 x 50 x 4pcs, 662 lbs Capacity. With Hardware Kit. 2 pcs=1 Set.
- Colour: Pantone 809C.
- Pack with Ski Protec Colour Box.
- **Same as Part No. 320-1250 but Premium Wheel Version with necessary hardware.**



Part No.	Code	Keyword
320-1250-1	B	17

Spec: 8" Big Wheels
662lbs Capacity
Adjust from 6" to 10.5" wide
Material: Steel


EASY TO MOUNT, OFFROAD STEERING CAPABLE WHILE PROTECTING SKI & CARBIDE. 5 MPH MAXIMUM SPEED

****WILL COME IN SKI PROTEC BRANDING**



Part No.	Code	Keyword
320-1250	B	17

SKI WHEELS



- Drivable, Steerable and Adjustable Ski Dolly System.
- For use on shop floors, gravel, grass, or trailer ramps.
- Simple design utilizes leverage to make installation & removal easy.
- Made from High Strength Steel Alloy.
- Fits 5.5" to 8" (140-200mm) Wide Skis.
- Max Speed 6 mph/10km/h
- 8" Big Wheels x 4pcs, with Hardware Kit . 2pcs = 1 Set.
- Packing with Colour Box.

Part No.	Code	Keyword
320-1260	B	17

BIG WHEEL SHOP DOLLY

NOT AVAILABLE UNTIL 2022

Quick adjustable lift strap and large wheels make this a much more user friendly lift.

Part No.	Description	Code	Keyword
320-4002	Shop Dolly	C	17
320-4102	Spare Tire	B	17




BIG WHEEL SHOP DOLLY REPLACEMENT PARTS

Part No.	Description	Code	Keyword
320-4002-1	Replacement Cable	B	17

SPX 2-UP SHOP DOLLY

Designed for 2-up snowmobiles, long travel suspended sleds and will also work on standard models. More lift.

Part No.	Code	Keyword
320-4000	C	17



2-UP DOLLY REPLACEMENT PARTS

Part No.	Description	Code	Keyword
320-4100	Spare Wheel and Tire, 4.80/4.0-8, 3/4" Shaft Size	B	17

HEAVY DUTY SHOP DOLLY

NOT AVAILABLE UNTIL 2022

- Fits sleds with a body width of 33" to 42" wide and has a handle bar clearance of 38-3/4" tall.
- Adjustable handle for better leverage and for easier lifting.
- U-Shape handle allows more seat clearance.
- Soft rubber lift pads.

Part No.	Code	Keyword
320-4001	C	17



HEAVY-DUTY SHOP DOLLY REPLACEMENT PARTS

Part No.	Description	Code	Keyword
320-4200	Spare Lift Pad & Arm	B	17
320-4100	Spare Wheel and Tire, 4.80/4.0-8, 3/4" Shaft Size	B	17
320-4300	Lift Handle	B	17

SPX SNOWMOBILE LIFT STAND

Heavy duty steel construction



Part No.	Code	Keyword
320-4009	B	17

TERMS & INDEX
NEW
HELMETS
HELMET ACCESSORIES
APPAREL
ACCESSORIES
TRACKS & SUSPENSION
STEERING
TRANS MISSION
PLOW & WINCH
WIND SHIELDS
BRAKES & CARB.
ENGINE PARTS
ELECTRICAL
TRAILER
CHEMICALS
TECH & TOOLS
P.O.P

TOOLS

SNOWMOBILE CLUTCH COMPRESSION TOOL



- Allows one person to compress clutches for service work, remove and install helixes, change springs and maintenance.
- Snowmobile Fitment: Polaris, Arctic Cat, Yamaha, and Comet Primary clutches Ski Doo RER Secondary clutches



Part No.	Code	Keyword
270-3101	C	17

CLUTCH PRESS TOOL



Part No.	Description	Code	Keyword
274-4002	Red Paint Tool– Polaris™	B	17

P DRIVE TOOL KIT

Part No.	Code	Keyword
272-2000	B	17

OEM# 529-0363-73 / 529-0363-75 / 529-0363-78
Includes: SM-12578 x 1pc, SM-12580 x 1pc, SM-12581 x 1set



P DRIVE CLUTCH HOLDER

OEM# 529-0363-69
Length 305mm , Thickness 9.5mm.
Circle Center-Center.D. 122.9mm,
with Plastic Part



P DRIVE AXLE REMOVAL TOOL SKI-DOO™

OEM# 460-622
Removes Torque Roller, Ramp Roller, and
Pivot Assembly Axles



Part No.	Code	Keyword
272-2002	B	17

CLUTCH TOOL KIT

Part No.	Code	Keyword
272-2003	B	17

Thread Rod: O.D.:18.9mm X L: 355mm.
L Handle:150 X 70mm, OD 9.5mm, with Nut.
Clutch Puller: 206mm, OD 13.7/10.9/M14XP1.25,
Washer: 51X20.7X3.3mm = 3pcs.

Model

Ski-Doo™

DISASSEMBLES BOTH CLUTCHES FOR 600 & 900 ACE
*ALSO WORKS WITH 1200 4-TEC XR MODELS WITH E
DRIVE 2, QRS CLUTCH TOOL KIT NEEDED FOR
DISASSEMBLY OF SECONDARY (SM-12527)



TOOLS

ADJUSTABLE BAND WRENCH

- Accommodates three sizes in one
- Heavy duty steel construction
- No slip grip
- Inside grippers hold filter



Part No. 79-01000 **Code** C **Keyword** 17

MIXMIZER INJECTOR

2 Cycle Oil Mixing Tool

- Measure and mix only what is needed
- Complete with extension tube
- Measure Ratio scale takes the guesswork out of mixing oil and gas



Part No. 920-3000 **Code** C **Keyword** 17



T-HANDLES HEX KEY SET

- T-Handle design allows increased turning power and comfortable grip.
- Chrome vanadium steel keys are heat treated for strength and durability.
- Custom molded plastic handles for firm grip and resistance to twisting.
- Free standing steel stand keeps keys organized.



Part No. 800-9002 **Code** B **Keyword** 17

TOOL T-HANDLE SET SAE


- Professional t-handle design increases turning power. Comes with free standing holder.
- 3/32, 7/64, 1/8, 9/64, 5/32, 3/16, 7/32, 1/4, 5/16, 3/8.



Part No. 800-9006 **Code** B **Keyword** 17

SERVICE T-HANDLE TOOL

- No more carrying three or more T-Handles for that quick nut & bolt check
- The ultimate all-in-one service tool
- 8mm, 10mm, 12mm sockets cover the majority of the fasteners on today's dirt bikes
- Full size 3/8" drive service "T" comes with 8mm, 10mm, 12mm, 13mm, 14mm, 17mm and #2 phillips sockets



Part No. 39-70002 **Code** B **Keyword** 3



OIL FILTERS REMOVAL TOOL

- For easy removal of recessed KTM oil filters
- Conical point screw pierces and grabs the sheet metal end cap on filter
- Contoured handle provides a secure grip
- Reduces potential damage to the engine case
- Not for use on reusable oil filters



Part No. 79-00301 **Code** B **Keyword** 17



UNIVERSAL FLY WHEEL PULLER

Universal flywheel puller for all snowmobile, motor-cycles and other small 2-cycle engines. Such as, chain saws, lawn mowers, tractors, snow blowers, etc...

Includes:

- 2 - Adapters for male and female.
- 3 - bolts - Thread 6 mm x 1.0" x 2" Long
- 3 - bolts - Thread 8 mm x 1.25" x 2" Long

Part No. 270-2001 **Code** B **Keyword** 17



SPARK PLUG WRENCH

Ref # 12-121-01)

Cast, Chrome finished combination wrench fits 14mm and 18mm spark plugs.

Part No. 800-9000 **Code** B **Keyword** 17



TERMS & INDEX
NEW
HELMETS
HELMET ACCESSORIES
APPAREL
ACCESSORIES
TRACKS & SUSPENSION
STEERING
TRANS MISSION
PLOW & WINCH
WIND SHIELDS
BRAKES & CARB.
ENGINE PARTS
ELECTRICAL
TRAILER
CHEMICALS
TECH & TOOLS
P.O.P

TERMS & INDEX
NEW
HELMETS
HELMET ACCESSORIES
APPAREL
ACCESSORIES
TRACKS & SUSPENSION
STEERING
TRANS MISSION
PLOW & WINCH
WIND SHIELDS
BRAKES & CARB.
ENGINE PARTS
ELECTRICAL
TRAILER
CHEMICALS
TECH & TOOLS
P.O.P



TOOLS

POLARIS BELT INSTALL TOOLS



Polaris™ 13 RMK

Part No.	Code	Keyword
274-3020	B	17



Polaris™ 14 RMK

Part No.	Code	Keyword
274-3021	B	17



All 2016 Polaris™ Snowmobiles W/Axys Chassis

Part No.	Code	Keyword
274-3022	B	17

EXHAUST SPRING TOOLS

UNIVERSAL



Part No.	Code	Keyword
760-9100	B	17

UNIVERSAL

Coated fat handle, nickel chrome plated hook.



Part No.	Code	Keyword
760-9101	B	17

UNIVERSAL

Rubber coated handle. Has a push/pull design



Part No.	Code	Keyword
760-9102	B	17

ACS SPRING PULLER



This spring tool will remove exhaust pipe springs, tank or seat holding springs, cotter pins and many other hard to access parts.



Part No.	Code	Keyword
760-9110	B	17

ACS SPRING PULLER

This spring tool will remove exhaust pipe springs, tank or seat holding springs, cotter pins and many other hard to access parts. 17" Long version



Part No.	Code	Keyword
760-9111	B	17

WOODY'S EXHAUST SPRING TOOL PUSH/PULL



Part No.	Code	Keyword
760-9103	C	17



GGB SPRING PULLER

Stainless steel 10" T- handle spring puller for a secure, comfortable grip. Long enough to get into those hard to reach places, tough enough to last a lifetime. Won't bend like mild steel.



Part No.	Code	Keyword
760-9120	C	17

SHOCK SPRING COMPRESSOR

- Lever action shock service tool that makes spring compressing easy while one hand is free to move spring retainer.
- Works on all snowmobile, motorcycle and ATV shocks that require a spring compressor.
- Durable powder coat finish.



Part No.	Code	Keyword
390-3003	B	17

PISTON RING GAP FILE

Manually operated
Allows you to precisely set ring gaps.
Comes with one #100 grit grinding wheel.



Part No.	Code	Keyword
700-4020	B	17

TOOLS

PISTON PIN PULLER

Universal piston pin puller easily removes all sizes of pistons without any damage to piston. Can be used with Kimpex, Wiseco, or any other piston.



Part No.	Code	Keyword
700-4000	B	17

PISTON PIN PULLER

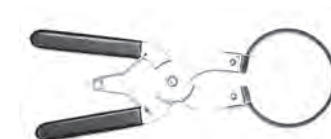
Universal piston pin puller easily removes all sizes of pistons without any damage to piston. Comes with 4 Plungers.



Part No.	Code	Keyword
700-4002	B	17

PISTON RING INSTALLATION TOOL

Easily expands rings to fit over the piston.



Part No.	Code	Keyword
700-4001	B	17

CIRCLIP TOOL 18MM



Part No.	Code	Keyword
700-4010	B	17

CIRCLIP TOOL 20MM



Part No.	Code	Keyword
700-4011	B	17

CIRCLIP TOOL 22MM



Part No.	Code	Keyword
700-4012	B	17

LOW PRESSURE GAUGE

- Low pressure gauge. Calibrated to 8 lbs. In 1/4 PSI increments. Plastic body with metal scale



Part No.	Code	Keyword
01-05035	B	17

LOW PRESSURE PENCIL GAUGE

- Low pressure pencil type. Calibrated to 20 lbs. In 1/2 PSI increments.



Part No.	Code	Keyword
01-05036	B	17

CHAIN TOOLS

CHAIN PULLER

- Ease installation of your chain connecting link with this handy little puller



Part No.	Code	Keyword
24-09006	B	17

CHAIN BREAKER

- Chromoly steel chain breaker works on any 420-630 chain. Design allows pin to be completely pushed out. Folding handle for easy storage.



Part No.	Code	Keyword
24-09003	B	17

CHAIN BRUSH

- Keeping your chain clean greatly extends the life of it.



Part No.	Code	Keyword
24-09007	B	17

CHAIN RIVETING TOOL KIT/ CHAIN RIVET PIN

- A high quality complete kit for installing riveting pins on cam or drive chains.
- Each kit has 3 pins (2.20 - Cam chain, 2.90 - #35 Chain, and 3.80 Drive chain) for standard or o-ring style chains.
- Can also be used to remove pins on existing chains.

Part No.	Description	Code	Keyword
24-09004	Chain Riveting Tool Kit	B	17
24-09005	Chain Rivet Pin	B	17



24-09004



24-09005

TOOLS

FLOAT HEIGHT GAUGE

We live in the age of fuel injection and hybrid Vehicles, but classic motorcycles are cool and they have carburetor's you need a EMGO float height gauge. 100% Steel construction and a Black oxide finish ensures a lifetime of reliable service



Part No.	Code	Keyword
800-9019	B	17

SHOCK SPANNER WRENCH

- Extra heavy forged wrench suitable for shop use.



Part No.	Code	Keyword
390-3011	B	17

IMPACT DRIVER

- Heavy duty impact driver 3/8" square drive. Comes complete with four bits and a metal storage case.



Part No.	Code	Keyword
800-9007	B	17

CABLE LUBER

- For use with aerosol cable lube can. Clamps over cable for cable lubrication. Universal apps.



Part No.	Code	Keyword
800-9017	B	17

FLOAT BOWL DRAIN PLUG WRENCH

- 17mm billet aluminum float bowl drain plug wrench.
- Short handle reduces leverage and the chance of stripping the delicate aluminum threads in the float bowl



Part No.	Code	Keyword
800-9016	B	17

CLUTCH HOLDING TOOL

- The jaws open to a maximum of 5" (127mm).
- Two 5/16" (8mm) pins opposite the clutch hub holding jaws can be used to hold many flywheels & sprockets while the retaining nuts/bolts are loosened.



Part No.	Code	Keyword
270-2000	B	17

SPARK PLUG WRENCHES

T-HANDLE PLUG WRENCHES

- Spark plug wrenches with tommy-bar for all popular sizes



800-9008



Photo not available at press time

800-9009



800-9010

Part No.	Description	Code	Keyword
800-9008	3-Way Type. Fits 10mm 12mm & 14mm. 73mm Long	B	17
800-9009	12mm plug wrench. Fits NGK "D" and "X" series	B	17
800-9010	16/21mm plug wrench 125mm length fits NGK "C" series.	B	17

SPARK PLUG WRENCHES



800-9011



800-9012



800-9013



800-9014



800-9015

Part No.	Description	Code	Keyword
800-9011	16mm Honda OEM: 89216-KYE-700	B	17
800-9012	16mm Honda OEM: 89216-MV9-000	B	17
800-9013	18MM 145mm Long Honda OEM: 89216-MRI-000	B	17
800-9014	Watercooled head type, fits: 14mm plugs	B	17
800-9015	Plug/ Spoke Combination Fits: 14mm and 17mm Plugs	B	17

TOOLS

WOODY'S STUD SHARPENING TOOL

Stud-Sharpening Tool is available from Woody's. Keep your steel studs sharp with this clever tool. So easy to use, you can sharpen your studs on your track using a 3/8" drill. Available 60° angles.



Description	Part No.	Code	Keyword
60°	TOOL-SHARP6	C	17

WOODY'S TRACK MARKER

Excellent tool for marking stud patterns on your track. Choose your pattern, place the template over the track and mark the track in the center of the appropriate holes with a white dot. You can review the entire stud pattern on your track before drilling, eliminating stud placement errors.




Description	Part No.	Code	Keyword
Track Marker	TRAK-MARK	C	17

WOODY'S UNIVERSAL STUDDING TEMPLATES

The Studding experts at Woody's have designed a template that includes the Trail Template-2, Double Digger and the Performance Template patterns from 48 to 192 studs with exception of 72 stud pattern. One template gives you the ability to add to your stud pattern without waiting for a different template. Constructed from heavy card stock with a laminate protective cover that will fit 15" wide track configurations. Universal Template exclusively from Woody's. For those that will use the template a number of times, it is also available in clear polycarbonate.

WOODY'S 2.86 PITCH QUIET PAD TWO-PLY TEMPLATE

Woody's 286QUIET-TEMP is for 15" X 129" tracks with stud patterns for 90 & 135 and 15" x 137" tracks with stud patterns of 96 & 144.



Part No.	Code	Keyword
286QUIET	C	17

Description	Part No.	Code	Keyword
Arctic Cat™ 2.52 Single Template	252S-TEMP	C	17
Ski-Doo™ 2.86 Template	286S-TEMP	C	CLR
Arctic Cat™ 3.00 Pitch Template	300S-TEMP	C	17

INDEXING TOOL FOR TRIANGLE DIGGER® SUPPORT PLATES

Align your Triangle Digger® support plates by using this specialized tool. To be used with 3/8" ratchet. Can be used for both 5/6" and 7mm Triangle Digger™ support plates.



Description	Part No.	Code	Keyword
Triangle Digger	SPI-TOOL-T	C	17

TRACK TENSION TOOL


Make sure the tension of your track is correct. Use woody's Track Tension Tool to help stay within the manufactures guidelines.



Description	Part No.	Code	Keyword
Track Tension Tool	TRAK-TOOL	C	17



252S-TEMP



300S-TEMP

TWIST™ INSTALLATION TOOL

An installation tool is included in each package of Twist screws.

- Required to install/uninstall Twist traction screws
- Fixed depth control for proper installation
- Fits on 3/8" drill
- Available in four sizes, one for each Twist line



WST-TOOL-4



WST-TOOL-6



Part No.	Size	Description	Code	Keyword
WST-TOOL-4	4mm Hex	Grip-It™ - Screw Installation Tool	C	17
WST-TOOL-6	6mm Hex	Attack™ - Screw Installation Tool	C	17

TERMS & INDEX
NEW
HELMETS
HELMET ACCESSORIES
APPAREL
ACCESSORIES
TRACKS & SUSPENSION
STEERING
TRANS MISSION
PLOW & WINCH
WIND SHIELDS
BRAKES & CARB.
ENGINE PARTS
ELECTRICAL
TRAILER
CHEMICALS
TECH & TOOLS
P.O.P

TOOLS

TRACK CLIP TOOL

- Patent-pending tools manufactured in the USA by KB Tooling
- Effortlessly changes out track clips on lugs up to 2" tall

Description	Part No.	Code	Keyword
Track Clip Tool	TCT-TOOL	C	17



TRACK CLIP TOOL ACCESSORY

- Patent-pending tools manufactured in the USA by KB Tooling
- for 3" lugs and must be used with the Track Clip Tool **(Sold Separate)**

Description	Part No.	Code	Keyword
Track Clip Tool Accessory	TCT-30AC	C	17



WOODY'S® STUD HEX TOOL

Use this tool for installing and removing push-through studs. The handle is made from premium aluminum. Each tool comes with an extra hex bit.



Description	Part No.	Code	Keyword
5/16"	STUD INSTALL	C	17

TRACK TOOLS

Track tools are the hot new way for the sled owner to install his own studs without damaging his track. The drill cuts a neat clean hole and ejects the slugs automatically. The T-Nut puller quickly sets all 1/4" and 7mm T-Nuts. All tools can be used either by hand or with an electric drill. These tools will reduce installation time by 80% over older tools.

Description	Part No.	Code	Keyword
7mm & 5/16" track cutting tool	DRILL-7MM	C	17
Track drill 5/16"	020-9003	B	17
1/4" T-Nut Puller	020-9004	B	CLR



BACKER INSTALL TOOL

The new Pro Series Backer Installation Tool is a must have tool for installing the new Pro Series Backers. This aluminum tool is designed to hold the single Pro Series Backers while installing the studs. The tool allows you to safely apply pressure to the backer and also keep the backer oriented properly for optimum results. While this tool is not designed specifically for the Pro Series Double Backers, it does help when applying pressure to start both studs in the backer.



Part No.	Code	Keyword
020-6912	C	17



NARROW TRACK CLIP TOOL

TRAIL SLED PATTERNS

These easy to use templates provide effective patterns for the "do-it-yourselfer". Check out our website for various stud patterns.

Part No.	Style	Code	Keyword
020-6907	Trail Sled	C	17

1 Template Only



Part No.	Code	Keyword
080-3202	B	17

FUNNELS AND SPOUTS

M51 GAS FUNNEL

- Keeps unwanted dirt and contaminants out of your gas tank
- Removable mesh 100 grit (fine) filter included with each funnel
- Anti-splash ring reduces spills and splashing
- Translucent color for accuracy and safety
- Used by top factory teams

Part No.	Code	Keyword
66-08011	B	17

M52 OIL FUNNEL

KEEPS THE DRIPS IN & DIRT OUT! THE ULTIMATE "STORAGE" FUNNEL

- Caps eliminate spills and contaminants
- Clean fluids help prevent mechanical damage
- Reduces debris
- Chemically resistant polyethylene

Part No.	Code	Keyword
66-08012	B	17

MR. FUNNEL FUEL FILTER FUNNEL - YOUR TOOL FOR PURE FUEL

PROTECT YOUR ENGINE

Dirt and water are practically unavoidable in stored fuel, causing microbial growth, corrosive acids, electrolysis and rust. These contaminants can plug filters, corrode components, decrease efficient combustion and cause engine shutdown or system failure. You can combat these problems by refueling with the Fuel Filter Funnel. Protect your engine by using this innovative product every time you transfer fuel to your tank.

UNIQUE FILTER TECHNOLOGY

The Fuel Filter Funnel is a heavy-duty, anti-static, and fast flow funnel with built-in filter technology. When fuel is poured through the Fuel Filter Funnel, water and debris will not pass through the filter's fluoropolymer-coated stainless steel filter. Only filtered fuel flows through to your engine, improving its efficiency, durability, and proper operation. The sump area collects the deflected water and debris for proper disposal. The Fuel Filter Funnel will filter gasoline, diesel, heating oil, kerosene and 2-cycle mixed gas.

Part No.	Description	Code	Keyword
680-1332	Medium Fuel Filter - Flow Rate 3.5 Gallons per minute - 5.5" Diameter, 9" High	C	17
680-1333	Large Fuel Filter - Flow Rate 5 Gallons per minute - 8.5" Diameter, 10" High	C	17

SUPER MULTI-PURPOSE FUNNEL

- Large size (18") for multiple applications
- Perfect for transmissions, oil & other engine fluids
- High perceived value allows for higher retail price points



Part No.	Code	Keyword
680-1321	C	17

gammapowersports.com



MR. FUNNEL




680-1333

680-1332

MULTI-TASK 5 IN 1 FUNNEL

- One quart capacity
- Funnel has three interchangeable spout options
- Flexible spout



Part No.	Code	Keyword
680-1323	C	17

Hoppy

SNOW 22 1097

TERMS & INDEX

NEW

HELMETS

HELMET ACCESSORIES

APPAREL

ACCESSORIES

TRACKS & SUSPENSION

STEERING

TRANS MISSION

PLOW & WINCH

WIND SHIELDS

BRAKES & CARB.

ENGINE PARTS

ELECTRICAL

TRAILER

CHEMICALS

TECH & TOOLS


P.O.P

TERMS & INDEX
NEW
HELMETS
HELMET ACCESSORIES
APPAREL
ACCESSORIES
TRACKS & SUSPENSION
STEERING
TRANS MISSION
PLOW & WINCH
WIND SHIELDS
BRAKES & CARB.
ENGINE PARTS
ELECTRICAL
TRAILER
CHEMICALS
TECH & TOOLS
P.O.P

FUNNELS AND SPOUTS

MEASU-FUNNEL WITH ON/OFF SPOUT

- Measures and pours
- Patented On-Off spout
- Funnel with handle for premixing
- Pouring tube with cap



Part No. 680-1331 **Code** C **Keyword** 17

LOCKING OIL FUNNEL

- Lock-in oil filler hole
- Funnel holds bottle while pouring
- No waste and no mess quick pouring



Part No. 680-1324 **Code** C **Keyword** 17

SHAKER SIPHON

- Moves up to 3.5 gallons a minute
- 6 foot anti-static tube
- Perfect for home, auto, ranch, marine or farm



Part No. 680-1329 **Code** C **Keyword** 17

TRANS FLUID/GEAR ON/OFF FILLER SPOUT

- Patented On/Off spout
- Adjustable flow
- Flexible clear tube
- Reduced tip for transmission filler tubes
- Fits quart or gallon containers



Part No. 680-1328 **Code** C **Keyword** 17

CLEAN UP MAXIMA TOOLS

QUICK TO MIX BOTTLE

- Oil / Gas Mixer
- 0.2 lbs.

Part No. 920-3001 **Code** B **Keyword** 17



SUPER QUICKFILL FUNNEL



Part No. 680-1320 **Code** C **Keyword** 17

GIANT FUNNEL

- Splash guard protects against fuel spills
- Ideal for large jobs
- Easy grip guard makes pouring safe & easy
- Snap-in screen



Part No. 680-1325 **Code** C **Keyword** 17

SUPER SIPHON



Part No. 680-1330 **Code** C **Keyword** 17

SIPHON KIT



- Safe anti-static pump and 6 feet pvc hose
- Super siphon 1/2" siphon up to 3-1/2 gallons a minute
- Connects to garden hose with 1/2" adapter
- Brass + PVC



Part No. 680-1340 **Code** B **Keyword** 17

POINT OF PURCHASE

2022 SNOW CATALOGUE



Items marked with this symbol will be applicable to an oversize freight charge

TERMS & INDEX
NEW
HELMETS
HELMET ACCESSORIES
APPAREL
ACCESSORIES
TRACKS & SUSPENSION
STEERING
TRANS MISSION
PLOW & WINCH
WIND SHIELDS
BRAKES & CARB.
ENGINE PARTS
ELECTRICAL
TRAILER
CHEMICALS
TECH & TOOLS
P.O.P

DISPLAYS AND ACCESSORIES




GMAX HELMET HEAD DISPLAY



Part No.	Code	Keyword
499-0101	B	17

G-MAX HANG TAG FOR HELMET HOOK

- Sold in 10 packs
- Priced Each



Part No.	Code	Keyword
499-0102	B	17



HELMET HOOK

- For use on slot wall or peg board

Part No.	Code	Keyword
499-0100	B	17



ZOAN HANG TAG FOR HELMET HOOK

- Sold in 10 packs
- Priced Each

Part No.	Code	Keyword
479-9903	B	17



DISPLAY HOLDERS



800-9003



800-9004

Part No.	Description	Code	Keyword
800-9003	Tag Holder 5cm	B	17
800-9004	Tag Holder 10cm	B	17
GAM BOOT SHELF	BOOT SHELF ACRYLIC	B	17

TORSO HANGER

Great for displaying T-Shirts and hoodies



Part No.	Code	Keyword
4-699995	B	17

DISPLAYS AND ACCESSORIES



HELMET CATALOGUE



Photo not available
at press time

Part No.	Code	Keyword
4-890990	B	3

HELMET POSTERS 20PK



Photo not available
at press time

Part No.	Code	Keyword
4-890991	B	3

LANYARD



Part No.	Code	Keyword
4-890994	B	3

STICKERS

Part No.	Description	Code	Keyword
4-890992	Stickers Medium, 15.5x5.4cm - 5pk	B	3
4-890993	Stickers Extra Large, 61x15.5cm	B	3



FORMULA DEMO

- Fly Helmet Demonstration Kit
- Demos how Rheon Absorbs impact energy



FLY FORMULA DEMO

Part No.	Description	Code	Keyword
49-04309	Fly Formula Demo	B	17

TERMS & INDEX

NEW

HELMETS

HELMET ACCESSORIES

APPAREL

ACCESSORIES

TRACKS & SUSPENSION

STEERING

TRANS MISSION

PLOW & WINCH

WIND SHIELDS

BRAKES & CARB.

ENGINE PARTS

ELECTRICAL

TRAILER

CHEMICALS

TECH & TOOLS

P.O.P

DISPLAYS AND ACCESSORIES



FLY POINT OF PURCHASE MATERIALS

Contact Your Sales Rep



Part No.	Description	Code	Keyword
46-00000	Podium Water Bottle	B	17
GAM FLY LANYARD	Fly Lanyard	B	17

FLY COURSE MARKING TAPE

3" x 1,000' roll ideal for marking offroad, MX, and downhill MTB courses



Part No.	Code	Keyword
GAM FLY TAPE	B	17

FLY RACING BANNER 46-00029



Part No.	Description	Code	Keyword
46-00029	Fly Racing Red 3' X 6'	B	17
46-00019	F-Wing 3' X 6'	B	17
46-00028	Fly Racing Black 3' X 6'	B	17

FLY UMBRELLA

- Carbon fiber shaft
- Large size works great at the track for protection against sun and rain



Part No.	Code	Keyword
GAM FLY UMBRELLA	B	17

STICKER

Description	Part No.	Code	Keyword
Fly 15" Die Cut Sticker (Not Shown)	46-00004	B	17

CORPORATE TRAILER STICKER & DECALS

45-inch Corporate FLY Racing logo ideal for trailers and other haulers.



Part No.	Description	Code	Keyword
GAM FLY TRL STC	FLY Trailer Sticker	B	17

Part No.	Description	Code	Keyword
GAM FLY DECAL 4	FLY Decal 4" 100 Pack	B	17
GAM FLY DECAL 7	FLY Decal 7" 100 Pack	B	17

FLY DIE-CUT DECALS CORPORATE

Die-cut FLY Racing Corporate logo. Ideal for window decals and/or trailers.



Part No.	Description	Code	Keyword
GAM FLY DIE 20	FLY Die-Cut Sticker 20" White	B	17
GAM FLY DIE 8 BK	FLY Die-Cut Sticker 8" Black	B	17
GAM FLY DIE 8 WH	FLY Die-Cut Sticker 8" White	B	17



FLY 2020 STICKER SHEET



Part No.	Code	Keyword
46-00023	B	17

BAFFIN SLAT BOOTS SHELF



Part No.	Code	Keyword
400-9999	A	17

Contact Your Sales Rep

MATRIX UMBRELLA

- Full size collapsible umbrella
- Alternating Black and White panels with screen print Matrix Concepts logos
- Protect yourself from the elements



Description	Part No.	Code	Keyword
Black & White	46-00012	B	17

MATRIX PIT CHAIR



- Comfortable director's chair design.
- Matrix Team Rider graphics.
- Soft suspension seating.
- Padded arm rests
- Folds up for easy storage and transport.



Part No.	Code	Keyword
46-00013	B	17

TERMS & INDEX
NEW
HELMETS
HELMET ACCESSORIES
APPAREL
ACCESSORIES
TRACKS & SUSPENSION
STEERING
TRANS MISSION
PLOW & WINCH
WIND SHIELDS
BRAKES & CARB.
ENGINE PARTS
ELECTRICAL
TRAILER
CHEMICALS
TECH & TOOLS
P.O.P

DISPLAYS AND ACCESSORIES



TOURMASTER BANNER

- Standard Logo
- 2'x 4'

Contact Your Sales Rep



Part No.	Code	Keyword
4-600010	C	17

TOURMASTER CLASSIC BANNER

- Classic Logo
- 4'x 8'

Contact Your Sales Rep



Part No.	Code	Keyword
4-600011	C	17

TOURMASTER VERTICAL SLAT WALL BANNER

Part No.	Code	Keyword
4-600000	C	17



CORTECH VERTICAL SLAT WALL BANNER

Part No.	Code	Keyword
4-600002	C	17



TOURMASTER WINDOW CLING

- 12"x 6"

Contact Your Sales Rep

Part No.	Code	Keyword
4-600001	C	17



TOURMASTER SIGN, CENTER PANEL, SIDE PANEL AND TOP PANEL

Part No.	Description
GAM TM TOP SIGN	TM Floor Top Sign 24x9
GAM TM WALL CENTER	TM Wall Center Panel 27x10
GAM TM WALL SIDE	TM Wall Side Panel 96x16
GAM TM WALL TOP	TM Wall top panel 45.75x6

CODE = 0

KEYWORD = 17

WOODY'S DEALER KIT

Part No.	Code	Keyword
WOODY'S DEALER	NA	17



WOODY'S OPEN HOUSE KIT

Part No.	Code	Keyword
WOODY'S OPEN	NA	17

WOODY'S SAMPLE BOARD

Part No.	Code	Keyword
WOODY'S SAMPLE BOARD	C	17

DISPLAYS AND ACCESSORIES



TAG APPAREL



Description	Part No.	Code	Keyword
Hat Black SM/MD	47-03804	B	15
Hat White Small/Medium	47-03894	B	15
Hat White Large/XL	47-03895	B	15
T-Shirt White Small	47-03794	B	15
T-Shirt White Medium	47-03795	B	15

TAG STICKERS & BANNER



BANNER

Description	Part No.	Code	Keyword
TAG TEAM STICKER KIT	47-03801	B	17
TAG TRACK BANNER	47-03802	B	17



Sticker Kit

SINGLE DEALER WINCH DISPLAY

- Holds Winch, Contactor and Mini-Rocker (NOT included)
- Works with all KFI Winches
- Counter top or hang on standard Grid wall (Gridwall Bracket included)
- Comes with hardware to mount

Part No.	Code	Keyword
33-08698	C	17



FLOOR STANDING WINCH DISPLAY

- Holds up to (5) Winches
- Comes with hardware to mount
- Side channels have eye hook holes for hanging accessories
- Assembly required
- Display Dimensions: 20" x 23" x 75"
- Display Weight: 71 lbs.

Shown with winches and accessories (NOT included)

Part No.	Code	Keyword
33-08699	C	17



DISPLAYS AND ACCESSORIES



TORCO DISPLAY STAND



Torco Display Stand FREE with any purchase of 20 cases of Oil or \$75.00 with any purchase of 10 cases of Oil.



920-1900 - Oversized Freight Fee

Part No.	Code	Keyword
920-1900	C	17

(Stand Only)

TORCO STICKER

36" Torco sticker



Part No.	Code	Keyword
GAM TORCO 36 STI	C	17

TORCO 4' BANNER



Part No.	Code	Keyword
GAM TORCO BAN 4	C	17

TORCO 10' BANNER



Part No.	Code	Keyword
GAM TORCO BAN 10	C	17

K100 DISPLAYS



TWO BROTHERS RACING DEALER DISPLAY

Quality product deserves a quality display. The new Two Brothers Racing® freestanding display holds from 1 to 3 slip-on and complete exhaust systems.

Contact Your Sales Rep



970-4194



970-4196



Part No.	Description	Keyword
970-4194	K100 Counter Display	17
970-4196	K100 Display Stand	17

Part No.	Code	Keyword
76-07998	C	CLR

TERMS & INDEX
NEW
HELMETS
HELMET ACCESSORIES
APPAREL
ACCESSORIES
TRACKS & SUSPENSION
STEERING
TRANS MISSION
PLOW & WINCH
WIND SHIELDS
BRAKES & CARB.
ENGINE PARTS
ELECTRICAL
TRAILER
CHEMICALS
TECH & TOOLS
P.O.P

DISPLAYS AND ACCESSORIES

YUASA APPLICATION MAT

- 23" W x 16" H



CONTACT YOUR SALES REP

Part No.	Code	Keyword
880-7999	B	17

YUASA LIGHT UP SIGN

- Light Up Sign



CONTACT YOUR SALES REP

Part No.	Code	Keyword
880-7997	B	17

YUASA METAL SIGN



CONTACT YOUR SALES REP

Part No.	Code	Keyword
880-7996	B	17

YACHT DISPLAY BATTERY YB14A-A2

CONTACT YOUR SALES REP

Part No.	Code	Keyword
880-5199	B	17



YUASA LARGE DISPLAY RACK

- 37" x 62" x 15"

CONTACT YOUR SALES REP



Part No.	Code	Keyword
880-7998	B	17

YUASA SMALL DISPLAY RACK

- 24" x 48" x 10"

CONTACT YOUR SALES REP



Part No.	Code	Keyword
880-7995	B	17

**RAM MOUNTS
HANDLEBAR DISPLAY**



XGRIP DISPLAY



Part No.	Code	Keyword
34-08999	B	17



Part No.	Code	Keyword
34-08998	B	17

DISPLAYS AND ACCESSORIES

TERMS & INDEX
NEW
HELMETS
HELMET ACCESSORIES
APPAREL
ACCESSORIES
TRACKS & SUSPENSION
STEERING
TRANS MISSION
PLOW & WINCH
WIND SHIELDS
BRAKES & CARB.
ENGINE PARTS
ELECTRICAL
TRAILER
CHEMICALS
TECH & TOOLS
P.O.P



*cans not included

Part No.	Code	Keyword
970-3208	B	17



*cans not included

Part No.	Code	Keyword
970-3209	B	17



GAM-BANNER-GGB



760-9996



Part No.	Description	Code	Keyword
760-9995	Trailer Sticker	B	17
760-9996	3x8 Stickers 2pk	B	17
GAM-BANNER-GGB	Banner	B	17



KEYWORD = CAT

GAMMA CATALOGUES

Part No.	Description
GAM ORDER PAD	GAMMA ORDER PAD
GAM 21 ATV CAT	2021 ATV CATALOGUE
GAM 21 SNOW CAT	2021 SNOW
GAM 21 MC CAT	2021 MC CATALOGUE
GAM 21 FALL PRE	2021 FALL PRESEASON
GAM 22 SNOW PRE	2022 SNOW PRESEASON

PAMPHLETS & CATALOGUES

Part No.	Description
XTXBOOK	DAYCO BELT BOOK
01-00199	IRC BOOK
01-04993	SHINKO PAMPHLET
01-04998	SHINKO CATALOGUE
33-08697	KFI BROCHURE
76-03999	MBRP EXHAUST BROCHURE
880-7993	YUASA BATTERY BOOK
970-4199	K100 FRENCH PAMPHLET
GAM 21 SWEEP CAT	2021 SWEEP SNOW CATALOGUE
SBS GAM CAT 2019	SBS 2019 Gamma Catalogue

NOTES

TERMS &
INDEX

NEW

HELMETS

HELMET
ACCESSORIES

APPAREL

ACCESSORIES

TRACKS &
SUSPENSION

STEERING

TRANS
MISSION

PLOW &
WINCH

WIND
SHIELDS

BRAKES &
CARB.

ENGINE
PARTS

ELECTRICAL

TRAILER

CHEMICALS

TECH &
TOOLS

P.O.P

NOTES

TERMS &
INDEX

NEW

HELMETS

HELMET
ACCESSORIES

APPAREL

ACCESSORIES

TRACKS &
SUSPENSION

STEERING

TRANS
MISSION

PLOW &
WINCH

WIND
SHIELDS

BRAKES &
CARB.

ENGINE
PARTS

ELECTRICAL

TRAILER

CHEMICALS

TECH &
TOOLS

P.O.P